

Hungaroring
Championnat de France F4
Race - 3
Provisional Results



Cls	N°	Driver	Nat	Team	Nat	Vehicle	Cat	Cls	Laps	Total Time	Gap	Interval	Km/h	Best	Time	Km/h
1	5	Macéo Capietto		FRA		F4 Mygale			13	23:23.484			146.0	7	1:47.291	146.9
2	9	Esteban Masson		FRA		F4 Mygale			13	23:26.198	2.714	2.714	145.8	5	1:47.476	146.7
3	14	Tasanapol Inthraphuvasak		THA		F4 Mygale			13	23:28.751	5.267	2.553	145.5	11	1:47.517	146.6
4	79	Owen Tangavelou		FRA		F4 Mygale			13	23:29.276	5.792	0.525	145.4	5	1:47.608	146.5
5	30	Gael Julien		FRA		F4 Mygale			13	23:29.669	6.185	0.393	145.4	7	1:47.333	146.9
6	7	Dario Cabanelas		CHE		F4 Mygale	Junior	1	13	23:35.875	12.391	6.206	144.8	5	1:47.766	146.3
7	68	Hugh Barter		AUS		F4 Mygale			13	23:37.821	14.337	1.946	144.6	11	1:47.467	146.7
8	46	Elliott Vayron		FRA		F4 Mygale			13	23:42.572	19.088	4.751	144.1	10	1:47.542	146.6
9	10	Alessandro Giusti		FRA		F4 Mygale	Junior	2	13	23:44.100	20.616	1.528	143.9	4	1:47.904	146.1
10	17	Noah Andy		FRA		F4 Mygale			13	23:44.196	20.712	0.096	143.9	3	1:48.427	145.4
11	11	Pierre-Alexandre Provost		FRA		F4 Mygale	Junior	3	13	23:44.404	20.920	0.208	143.9	11	1:48.216	145.7
12	36	Enzo Geraci		FRA		F4 Mygale	Junior	4	13	23:44.841	21.357	0.437	143.8	6	1:48.143	145.8
13	66	Enzo Richer		FRA		F4 Mygale			13	23:52.698	29.214	7.857	143.1	6	1:48.687	145.1
14	51	Angéline Favario		FRA		F4 Mygale			12	23:52.983	1 Lap	1 Lap	132.0	9	1:49.021	144.6
15	22	Daniel Ligier		FRA		F4 Mygale			12	24:47.041	1 Lap	54.058	127.2	9	1:47.733	146.3

Fastest lap Macéo Capietto in 1:47.291 at 146.9 Km/h in lap 7

Published at:.....

Track Temp: 41.9 °C Air Temp: 28.6 °C Humidity: 56 % Track Status: DRY

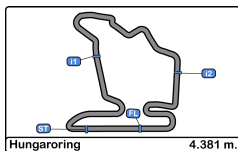
Stewards:

Race Director:

Timekeeper:

Luis Angel Garcia Nuñez
 JOB/I-0020-ESP





Hungaroring
Championnat de France F4
Race - 3
Provisional Results by Category



Cls	N°	Driver	Nat	Team	Nat	Vehicle	Cat	Cls	Laps	Total Time	Gap	Interval	Km/h	Best	Time	Km/h
1	5	Macéo Capietto		FRA		F4 Mygale			13	23:23.484			146.0	7	1:47.291	146.9
2	9	Esteban Masson		FRA		F4 Mygale			13	23:26.198	2.714	2.714	145.8	5	1:47.476	146.7
3	14	Tasanapol Inthraphuvasak		THA		F4 Mygale			13	23:28.751	5.267	2.553	145.5	11	1:47.517	146.6
4	79	Owen Tangavelou		FRA		F4 Mygale			13	23:29.276	5.792	0.525	145.4	5	1:47.608	146.5
5	30	Gael Julien		FRA		F4 Mygale			13	23:29.669	6.185	0.393	145.4	7	1:47.333	146.9
6	68	Hugh Barter		AUS		F4 Mygale			13	23:37.821	14.337	8.152	144.6	11	1:47.467	146.7
7	46	Elliott Vayron		FRA		F4 Mygale			13	23:42.572	19.088	4.751	144.1	10	1:47.542	146.6
8	17	Noah Andy		FRA		F4 Mygale			13	23:44.196	20.712	1.624	143.9	3	1:48.427	145.4
9	66	Enzo Richer		FRA		F4 Mygale			13	23:52.698	29.214	8.502	143.1	6	1:48.687	145.1
10	51	Angéline Favario		FRA		F4 Mygale			12	23:52.983	1 Lap	1 Lap	132.0	9	1:49.021	144.6
11	22	Daniel Ligier		FRA		F4 Mygale			12	24:47.041	1 Lap	54.058	127.2	9	1:47.733	146.3

Junior

1	7	Dario Cabanelas		CHE		F4 Mygale	Junior	1	13	23:35.875			144.8	5	1:47.766	146.3
2	10	Alessandro Giusti		FRA		F4 Mygale	Junior	2	13	23:44.100	8.225	8.225	143.9	4	1:47.904	146.1
3	11	Pierre-Alexandre Provost		FRA		F4 Mygale	Junior	3	13	23:44.404	8.529	0.304	143.9	11	1:48.216	145.7
4	36	Enzo Geraci		FRA		F4 Mygale	Junior	4	13	23:44.841	8.966	0.437	143.8	6	1:48.143	145.8

Fastest lap Macéo Capietto in 1:47.291 at 146.9 Km/h in lap 7

Published at:.....

Track Temp: 41.9 °C Air Temp: 28.6 °C Humidity: 56 % Track Status: DRY

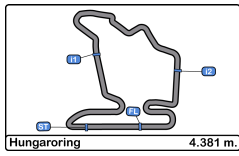
Stewards:

Race Director:

Timekeeper:

Luis Angel Garcia Nuñez
 JOB/I-0020-ESP



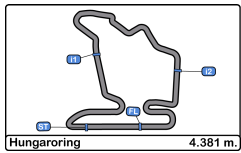


Hungaroring
Championnat de France F4
Race - 3



Provisional Classification by Driver Fastest Lap

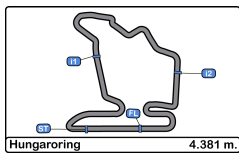
Clas	Nº	Driver	Nat	Team	Nat	Vehicle	Cat	Clas	Laps	Best	Time	Gap	Interval	Km/h
1	5	Macéo Capietto		FRA		F4 Mygale			13	7	1:47.291			146.9
2	30	Gael Julien		FRA		F4 Mygale			13	7	1:47.333	0.042	0.042	146.9
3	68	Hugh Barter		AUS		F4 Mygale			13	11	1:47.467	0.176	0.134	146.7
4	9	Esteban Masson		FRA		F4 Mygale			13	5	1:47.476	0.185	0.009	146.7
5	14	Tasanapol Inthraphuvasak		THA		F4 Mygale			13	11	1:47.517	0.226	0.041	146.6
6	46	Elliott Vayron		FRA		F4 Mygale			13	10	1:47.542	0.251	0.025	146.6
7	79	Owen Tangavelou		FRA		F4 Mygale			13	5	1:47.608	0.317	0.066	146.5
8	22	Daniel Ligier		FRA		F4 Mygale			12	9	1:47.733	0.442	0.125	146.3
9	7	Dario Cabanelas		CHE		F4 Mygale	Junior	1	13	5	1:47.766	0.475	0.033	146.3
10	10	Alessandro Giusti		FRA		F4 Mygale	Junior	2	13	4	1:47.904	0.613	0.138	146.1
11	36	Enzo Geraci		FRA		F4 Mygale	Junior	3	13	6	1:48.143	0.852	0.239	145.8
12	11	Pierre-Alexandre Provost		FRA		F4 Mygale	Junior	4	13	11	1:48.216	0.925	0.073	145.7
13	17	Noah Andy		FRA		F4 Mygale			13	3	1:48.427	1.136	0.211	145.4
14	66	Enzo Richer		FRA		F4 Mygale			13	6	1:48.687	1.396	0.260	145.1
15	51	Angéline Favario		FRA		F4 Mygale			12	9	1:49.021	1.730	0.334	144.6



Hungaroring
Championnat de France F4
Race - 3
Distance and Speed Average



Clas	Nº	Driver	Nat	Team	Nat	Vehicle	Cat	Clas	Laps	Distance	Total Time	Km/h
1	5	Macéo Capietto				F4 Mygale			13	56.95	23:23.484	146.0
2	9	Esteban Masson				F4 Mygale			13	56.95	23:26.198	145.8
3	14	Tasanapol Inthraphuwasak				F4 Mygale			13	56.95	23:28.751	145.5
4	79	Owen Tangavelou				F4 Mygale			13	56.95	23:29.276	145.4
5	30	Gael Julien				F4 Mygale			13	56.95	23:29.669	145.4
6	7	Dario Cabanelas				F4 Mygale	Junior	1	13	56.95	23:35.875	144.8
7	68	Hugh Barter				F4 Mygale			13	56.95	23:37.821	144.6
8	46	Elliott Vayron				F4 Mygale			13	56.95	23:42.572	144.1
9	10	Alessandro Giusti				F4 Mygale	Junior	2	13	56.95	23:44.100	143.9
10	17	Noah Andy				F4 Mygale			13	56.95	23:44.196	143.9
11	11	Pierre-Alexandre Provost				F4 Mygale	Junior	3	13	56.95	23:44.404	143.9
12	36	Enzo Geraci				F4 Mygale	Junior	4	13	56.95	23:44.841	143.8
13	66	Enzo Richer				F4 Mygale			13	56.95	23:52.698	143.1
14	51	Angéline Favario				F4 Mygale			12	52.57	23:52.983	132.0
15	22	Daniel Ligier				F4 Mygale			12	52.57	24:47.041	127.2



Hungaroring
Championnat de France F4
Race - 3
Lap Analysis



5 Macéo Capietto F4 Mygale **10** Alessandro Giusti F4 Mygale

Junior

Lap	D	Time	Sector 1	Sector 2	Sector 3	T. Spd	Elapsed	Lap	D	Time	Sector 1	Sector 2	Sector 3	T. Spd	Elapsed
1		1:52.576	44.000	38.865	29.711	165.1	1:52.576	1		1:56.076	46.094	40.047	29.935	171.7	1:56.076
2		1:48.043	39.675	38.701	29.667	201.8	3:40.619	2		1:48.244	39.811	38.778	29.655	204.5	3:44.320
3		1:47.523	39.566	38.512	29.445	202.6	5:28.142	3		1:47.971	39.680	38.613	29.678	204.9	5:32.291
4		1:47.571	39.508	38.571	29.492	203.0	7:15.713	4		1:47.904	39.586	38.775	29.543	206.1	7:20.195
5		1:47.316	39.480	38.363	29.473	203.7	9:03.029	5		1:48.297	39.464	38.978	29.855	206.1	9:08.492
6		1:47.319	39.344	38.554	29.421	203.3	10:50.348	6		1:49.522	40.289	39.324	29.909	203.3	10:58.014
7		1:47.291	39.265	38.530	29.496	203.0	12:37.639	7		1:49.022	40.136	38.913	29.973	204.1	12:47.036
8		1:47.488	39.384	38.560	29.544	202.2	14:25.127	8		1:49.608	40.270	39.303	30.035	203.7	14:36.644
9		1:47.337	39.357	38.433	29.547	202.2	16:12.464	9		1:49.649	39.760	39.982	29.907	204.1	16:26.293
10		1:47.446	39.346	38.530	29.570	203.0	17:59.910	10		1:49.348	40.154	39.205	29.989	204.5	18:15.641
11		1:47.590	39.387	38.620	29.583	203.3	19:47.500	11		1:48.758	39.856	39.009	29.893	204.5	20:04.399
12		1:47.962	39.535	38.760	29.667	203.0	21:35.462	12		1:49.071	40.162	39.041	29.868	203.3	21:53.470
13		1:48.022	39.404	38.865	29.753	202.6	23:23.484	13		1:50.630	40.232	39.910	30.488	203.7	23:44.100

7 Dario Cabanelas F4 Mygale **11** Pierre-Alexandre Provost F4 Mygale

Junior

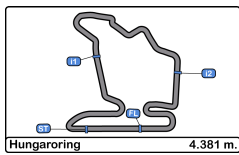
Junior

Lap	D	Time	Sector 1	Sector 2	Sector 3	T. Spd	Elapsed	Lap	D	Time	Sector 1	Sector 2	Sector 3	T. Spd	Elapsed
1		1:56.975	46.796	40.065	30.114	170.3	1:56.975	1		1:57.885	47.166	40.746	29.973	175.8	1:57.885
2		1:48.288	39.840	38.902	29.546	204.5	3:45.263	2		1:48.847	39.650	39.498	29.699	205.3	3:46.732
3		1:48.122	39.713	38.806	29.603	205.3	5:33.385	3		1:48.542	39.582	39.196	29.764	205.7	5:35.274
4		1:48.005	39.667	38.694	29.644	204.5	7:21.390	4		1:48.523	39.633	39.134	29.756	204.5	7:23.797
5		1:47.766	39.493	38.651	29.622	203.3	9:09.156	5		1:49.568	39.423	40.272	29.873	204.9	9:13.365
6		1:49.150	39.741	39.504	29.905	204.9	10:58.306	6		1:49.007	39.335	39.912	29.760	206.5	11:02.372
7		1:49.068	40.140	39.021	29.907	205.3	12:47.374	7		1:48.650	39.433	39.314	29.903	208.0	12:51.022
8		1:48.172	39.723	38.644	29.805	204.9	14:35.546	8		1:48.860	40.032	38.910	29.918	202.6	14:39.882
9		1:48.099	39.719	38.630	29.750	202.2	16:23.645	9		1:49.791	39.776	40.139	29.876	203.7	16:29.673
10		1:47.998	39.672	38.595	29.731	202.2	18:11.643	10		1:48.228	39.588	38.857	29.783	204.5	18:17.901
11		1:47.927	39.577	38.649	29.701	203.3	19:59.570	11		1:48.216	39.581	38.867	29.768	206.1	20:06.117
12		1:47.938	39.595	38.600	29.743	201.4	21:47.508	12		1:48.628	39.704	39.122	29.802	205.7	21:54.745
13		1:48.367	39.723	38.786	29.858	202.2	23:35.875	13		1:49.659	39.690	39.907	30.062	207.2	23:44.404

9 Esteban Masson F4 Mygale **14** Tasanapol Inthraphuvasak F4 Mygale

Lap	D	Time	Sector 1	Sector 2	Sector 3	T. Spd	Elapsed	Lap	D	Time	Sector 1	Sector 2	Sector 3	T. Spd	Elapsed
1		1:53.313	44.636	38.955	29.722	167.1	1:53.313	1		1:54.913	45.292	39.815	29.806	169.2	1:54.913
2		1:48.205	39.589	38.837	29.779	205.3	3:41.518	2		1:48.058	39.652	38.819	29.587	202.2	3:42.971
3		1:47.519	39.416	38.400	29.703	204.5	5:29.037	3		1:47.585	39.499	38.508	29.578	203.0	5:30.556
4		1:48.601	40.373	38.672	29.556	203.7	7:17.638	4		1:47.753	39.523	38.665	29.565	203.0	7:18.309
5		1:47.476	39.465	38.475	29.536	204.1	9:05.114	5		1:47.605	39.324	38.756	29.525	203.7	9:05.914
6		1:47.521	39.397	38.595	29.529	205.3	10:52.635	6		1:47.873	39.465	38.863	29.545	203.7	10:53.787
7		1:47.538	39.331	38.649	29.558	204.5	12:40.173	7		1:47.638	39.351	38.688	29.599	203.7	12:41.425
8		1:47.634	39.368	38.660	29.606	203.3	14:27.807	8		1:47.686	39.473	38.624	29.589	203.0	14:29.111
9		1:47.582	39.333	38.575	29.674	204.1	16:15.389	9		1:48.177	39.383	39.215	29.579	203.0	16:17.288
10		1:47.744	39.235	38.843	29.666	203.7	18:03.133	10		1:47.790	39.502	38.710	29.578	203.0	18:05.078
11		1:47.564	39.381	38.601	29.582	203.0	19:50.697	11		1:47.517	39.285	38.622	29.610	203.7	19:52.595
12		1:47.606	39.314	38.709	29.583	203.3	21:38.303	12		1:47.662	39.457	38.584	29.621	203.7	21:40.257
13		1:47.895	39.264	38.609	30.022	204.1	23:26.198	13		1:48.494	39.425	39.199	29.870	203.3	23:28.751





Hungaroring
Championnat de France F4
Race - 3
Lap Analysis



17 Noah Andy F4 Mygale **36** Enzo Geraci F4 Mygale

Junior

Lap	D	Time	Sector 1	Sector 2	Sector 3	T. Spd	Elapsed	Lap	D	Time	Sector 1	Sector 2	Sector 3	T. Spd	Elapsed
1		1:57.356	46.658	40.625	30.073	175.3	1:57.356	1		1:59.580	47.387	42.041	30.152	177.9	1:59.580
2		1:49.008	39.794	39.430	29.784	206.1	3:46.364	2		1:48.257	39.573	38.964	29.720	205.3	3:47.837
3		1:48.427	39.606	39.126	29.695	204.5	5:34.791	3		1:48.493	39.602	39.035	29.856	206.5	5:36.330
4		1:48.568	39.738	39.052	29.778	205.3	7:23.359	4		1:50.206	39.569	40.130	30.507	206.5	7:26.536
5		1:49.089	39.505	39.813	29.771	204.9	9:12.448	5		1:48.584	39.543	39.450	29.591	203.7	9:15.120
6		1:49.613	39.667	40.056	29.890	204.9	11:02.061	6		1:48.143	39.376	38.980	29.787	206.1	11:03.263
7		1:48.475	39.433	39.187	29.855	207.2	12:50.536	7		1:48.407	39.503	39.049	29.855	206.8	12:51.670
8		1:48.547	39.314	39.279	29.954	204.9	14:39.083	8		1:48.846	40.039	39.011	29.796	204.5	14:40.516
9		1:48.553	39.368	39.404	29.781	205.3	16:27.636	9		1:49.500	39.601	40.094	29.805	204.5	16:30.016
10		1:48.604	39.500	39.201	29.903	204.1	18:16.240	10		1:48.921	39.714	39.392	29.815	206.5	18:18.937
11		1:49.226	39.839	39.407	29.980	206.1	20:05.466	11		1:48.294	39.540	38.940	29.814	206.5	20:07.231
12		1:48.942	39.577	39.476	29.889	205.7	21:54.408	12		1:48.620	39.738	39.104	29.778	203.3	21:55.851
13		1:49.788	39.676	39.787	30.325	206.1	23:44.196	13		1:48.990	39.764	39.399	29.827	204.5	23:44.841

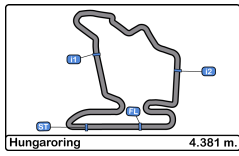
22 Daniel Ligier F4 Mygale **46** Elliott Vayron F4 Mygale

Lap	D	Time	Sector 1	Sector 2	Sector 3	T. Spd	Elapsed	Lap	D	Time	Sector 1	Sector 2	Sector 3	T. Spd	Elapsed
1		2:29.874 P	50.772	51.876	47.226	180.0	2:29.874	1		1:58.801	48.142	40.839	29.820	181.5	1:58.801
2		4:15.823	3:06.505	39.463	29.855		6:45.697	2		1:48.653	39.486	39.271	29.896	204.5	3:47.454
3		1:48.454	39.588	39.249	29.617	202.6	8:34.151	3		1:48.548	39.511	39.101	29.936	205.7	5:36.002
4		1:48.386	39.646	39.063	29.677	202.2	10:22.537	4		1:48.452	39.484	39.142	29.826	205.7	7:24.454
5		1:48.064	39.382	38.883	29.799	202.6	12:10.601	5		1:49.279	39.451	39.781	30.047	206.8	9:13.733
6		1:48.219	39.536	38.939	29.744	201.8	13:58.820	6		1:48.930	39.356	39.852	29.722	206.1	11:02.663
7		1:48.387	39.577	39.107	29.703	201.8	15:47.207	7		1:48.450	39.423	39.355	29.672	207.2	12:51.113
8		1:47.903	39.427	38.853	29.623	202.6	17:35.110	8		1:48.918	40.259	38.910	29.749	203.0	14:40.031
9		1:47.733	39.336	38.788	29.609	204.9	19:22.843	9		1:48.819	39.781	39.389	29.649	206.8	16:28.850
10		1:47.985	39.318	38.844	29.823	202.6	21:10.828	10		1:47.542	39.252	38.458	29.832	204.1	18:16.392
11		1:47.966	39.521	38.807	29.638	202.6	22:58.794	11		1:48.306	39.584	39.067	29.655	209.7	20:04.698
12		1:48.247	39.453	39.063	29.731	204.5	24:47.041	12		1:49.057	39.970	39.239	29.848	204.5	21:53.755
13								13		1:48.817	39.521	39.585	29.711	204.5	23:42.572

30 Gael Julien F4 Mygale **51** Angéline Favario F4 Mygale

Lap	D	Time	Sector 1	Sector 2	Sector 3	T. Spd	Elapsed	Lap	D	Time	Sector 1	Sector 2	Sector 3	T. Spd	Elapsed
1		1:56.505	46.395	40.276	29.834	175.0	1:56.505	1		2:28.098 P	49.333	49.337	49.428	181.5	2:28.098
2		1:48.238	39.753	38.914	29.571	205.3	3:44.743	2		2:51.544	1:40.116	40.801	30.627		5:19.642
3		1:47.984	39.601	38.722	29.661	206.5	5:32.727	3		1:50.715	40.344	40.136	30.235	200.0	7:10.357
4		1:47.855	39.529	38.757	29.569	205.7	7:20.582	4		1:49.685	39.888	39.741	30.056	201.1	9:00.042
5		1:48.158	39.457	38.891	29.810	206.8	9:08.740	5		2:00.610	40.156	42.940	37.514	202.2	11:00.652
6		1:47.964	39.795	38.662	29.507	206.1	10:56.704	6		1:54.051	43.077	40.501	30.473	200.7	12:54.703
7		1:47.333	39.272	38.604	29.457	204.5	12:44.037	7		1:51.101	41.469	39.703	29.929	202.2	14:45.804
8		1:47.435	39.376	38.556	29.503	204.5	14:31.472	8		1:49.660	39.871	39.639	30.150	203.0	16:35.464
9		1:47.382	39.354	38.532	29.496	205.3	16:18.854	9		1:49.021	39.629	39.395	29.997	203.0	18:24.485
10		1:47.554	39.303	38.662	29.589	204.9	18:06.408	10		1:49.275	39.853	39.537	29.885	204.9	20:13.760
11		1:47.371	39.230	38.515	29.626	206.1	19:53.779	11		1:49.356	39.704	39.774	29.878	204.9	22:03.116
12		1:48.017	39.382	38.933	29.702	206.5	21:41.796	12		1:49.867	39.845	39.770	30.252	205.7	23:52.983
13		1:47.873	39.476	38.703	29.694	206.1	23:29.669								





Hungaroring
Championnat de France F4
Race - 3
Lap Analysis



66

Enzo Richer

F4 Mygale

Lap D	Time	Sector 1	Sector 2	Sector 3	T. Spd	Elapsed
1	2:00.308	47.972	41.872	30.464	180.6	2:00.308
2	1:50.032	39.661	39.824	30.547	204.5	3:50.340
3	1:49.546	39.855	39.884	29.807	204.1	5:39.886
4	1:49.117	39.691	39.649	29.777	205.7	7:29.003
5	1:49.163	39.442	39.181	30.540	204.9	9:18.166
6	1:48.687	39.414	39.530	29.743	205.7	11:06.853
7	1:48.750	39.547	39.298	29.905	205.7	12:55.603
8	1:48.738	39.580	39.211	29.947	206.5	14:44.341
9	1:49.787	39.510	40.045	30.232	203.7	16:34.128
10	1:49.922	39.773	39.989	30.160	204.9	18:24.050
11	1:49.200	39.681	39.452	30.067	204.9	20:13.250
12	1:49.588	39.699	39.868	30.021	204.5	22:02.838
13	1:49.860	39.827	39.664	30.369	205.7	23:52.698

68

Hugh Barter

F4 Mygale

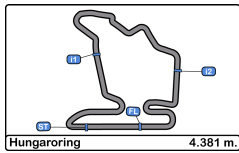
Lap D	Time	Sector 1	Sector 2	Sector 3	T. Spd	Elapsed
1	1:58.323	47.616	40.819	29.888	183.3	1:58.323
2	1:48.789	39.520	39.508	29.761	206.5	3:47.112
3	1:48.478	39.394	39.292	29.792	206.8	5:35.590
4	1:48.623	39.511	39.280	29.832	208.0	7:24.213
5	1:48.710	39.287	39.764	29.659	206.8	9:12.923
6	1:48.555	39.392	39.520	29.643	208.0	11:01.478
7	1:47.770	39.357	38.692	29.721	204.9	12:49.248
8	1:47.911	39.317	38.737	29.857	205.3	14:37.159
9	1:49.373	39.296	40.222	29.855	206.5	16:26.532
10	1:47.993	39.542	38.820	29.631	205.7	18:14.525
11	1:47.467	39.254	38.598	29.615	204.1	20:01.992
12	1:47.705	39.322	38.737	29.646	204.9	21:49.697
13	1:48.124	39.401	38.854	29.869	205.3	23:37.821

79

Owen Tangavelou

F4 Mygale

Lap D	Time	Sector 1	Sector 2	Sector 3	T. Spd	Elapsed
1	1:55.357	45.678	39.887	29.792	169.2	1:55.357
2	1:48.214	39.623	39.014	29.577	205.7	3:43.571
3	1:48.306	39.416	38.857	30.033	205.7	5:31.877
4	1:47.685	39.340	38.848	29.497	204.1	7:19.562
5	1:47.608	39.315	38.752	29.541	204.9	9:07.170
6	1:47.759	39.346	38.774	29.639	204.9	10:54.929
7	1:47.733	39.215	38.966	29.552	204.5	12:42.662
8	1:47.683	39.344	38.791	29.548	204.9	14:30.345
9	1:47.765	39.268	38.786	29.711	204.9	16:18.110
10	1:47.637	39.205	38.766	29.666	205.3	18:05.747
11	1:47.674	39.210	38.705	29.759	206.1	19:53.421
12	1:47.922	39.442	38.805	29.675	205.3	21:41.343
13	1:47.933	39.285	38.807	29.841	205.3	23:29.276



Hungaroring
Championnat de France F4
Race - 3
Analysis by Lap



Num	Lap Time	Gap
Lap 1		
5	1:52.576	
9	1:53.313	00.737
14	1:54.913	02.337
79	1:55.357	02.781
10	1:56.076	03.500
30	1:56.505	03.929
7	1:56.975	04.399
17	1:57.356	04.780
11	1:57.885	05.309
68	1:58.323	05.747
46	1:58.801	06.225
36	1:59.580	07.004
66	2:00.308	07.732
51	2:28.098	35.522
22	2:29.874	37.298

Num	Lap Time	Gap
Lap 2		
5	1:48.043	
9	1:48.205	00.899
14	1:48.058	02.352
79	1:48.214	02.952
10	1:48.244	03.701
30	1:48.238	04.124
7	1:48.288	04.644
17	1:49.008	05.745
11	1:48.847	06.113
68	1:48.789	06.493
46	1:48.653	06.835
36	1:48.257	07.218
66	1:50.032	09.721
51	2:51.544	1:39.023

Num	Lap Time	Gap
Lap 3		
5	1:47.523	
9	1:47.519	00.895
14	1:47.585	02.414
79	1:48.306	03.735
10	1:47.971	04.149
30	1:47.984	04.585
7	1:48.122	05.243
17	1:48.427	06.649
11	1:48.542	07.132
68	1:48.478	07.448
46	1:48.548	07.860
36	1:48.493	08.188
66	1:49.546	11.744
22	4:15.823	1 Lap
51	1:50.715	1:42.215

Num	Lap Time	Gap
Lap 4		
5	1:47.571	
9	1:48.601	01.925
14	1:47.753	02.596
79	1:47.685	03.849
10	1:47.904	04.482

Num	Lap Time	Gap
30	1:47.855	04.869
7	1:48.005	05.677
17	1:48.568	07.646
11	1:48.523	08.084
68	1:48.623	08.500
46	1:48.452	08.741
36	1:50.206	10.823
66	1:49.117	13.290
22	1:48.454	1 Lap
51	1:49.685	1:44.329

Num	Lap Time	Gap
Lap 5		
5	1:47.316	
9	1:47.476	02.085
14	1:47.605	02.885
79	1:47.608	04.141
10	1:48.297	05.463
30	1:48.158	05.711
7	1:47.766	06.127
17	1:49.089	09.419
68	1:48.710	09.894
11	1:49.568	10.336
46	1:49.279	10.704
36	1:48.584	12.091
66	1:49.163	15.137
22	1:48.386	1 Lap

Num	Lap Time	Gap
Lap 6		
5	1:47.319	
9	1:47.521	02.287
14	1:47.873	03.439
79	1:47.759	04.581
30	1:47.964	06.356
10	1:49.522	07.666
7	1:49.150	07.958
51	2:00.610	1 Lap
68	1:48.555	11.130
17	1:49.613	11.713
11	1:49.007	12.024
46	1:48.930	12.315
36	1:48.143	12.915
66	1:48.687	16.505
22	1:48.064	1 Lap

Num	Lap Time	Gap
Lap 7		
5	1:47.291	
9	1:47.538	02.534
14	1:47.638	03.786
79	1:47.733	05.023
30	1:47.333	06.398
10	1:49.022	09.397
7	1:49.068	09.735
68	1:47.770	11.609
17	1:48.475	12.897
11	1:48.650	13.383
46	1:48.450	13.474

Num	Lap Time	Gap
36	1:48.407	14.031
51	1:54.051	1 Lap
66	1:48.750	17.964
22	1:48.219	1 Lap

Num	Lap Time	Gap
Lap 8		
5	1:47.488	
9	1:47.634	02.680
14	1:47.686	03.984
79	1:47.683	05.218
30	1:47.435	06.345
7	1:48.172	10.419
10	1:49.608	11.517
68	1:47.911	12.032
17	1:48.547	13.956
11	1:48.860	14.755
46	1:48.918	14.904
36	1:48.846	15.389
66	1:48.738	19.214
51	1:51.101	1 Lap
22	1:48.387	1 Lap

Num	Lap Time	Gap
Lap 9		
5	1:47.337	
9	1:47.582	02.925
14	1:48.177	04.824
79	1:47.765	05.646
30	1:47.382	06.390
7	1:48.099	11.181
10	1:49.649	13.829
68	1:49.373	14.068
17	1:48.553	15.172
46	1:48.819	16.386
11	1:49.791	17.209
36	1:49.500	17.552
66	1:49.787	21.664
51	1:49.660	1 Lap
22	1:47.903	1 Lap

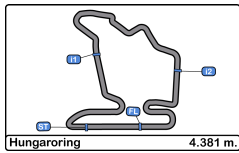
Num	Lap Time	Gap
Lap 10		
5	1:47.446	
9	1:47.744	03.223
14	1:47.790	05.168
79	1:47.637	05.837
30	1:47.554	06.498
7	1:47.998	11.733
68	1:47.993	14.615
10	1:49.348	15.731
17	1:48.604	16.330
46	1:47.542	16.482
11	1:48.228	17.991
36	1:48.921	19.027
66	1:49.922	24.140
51	1:49.021	1 Lap
22	1:47.733	1 Lap

Num	Lap Time	Gap
Lap 11		
5	1:47.590	
9	1:47.564	03.197
14	1:47.517	05.095
79	1:47.674	05.921
30	1:47.371	06.279
7	1:47.927	12.070
68	1:47.467	14.492
10	1:48.758	16.899
46	1:48.306	17.198
17	1:49.226	17.966
11	1:48.216	18.617
36	1:48.294	19.731
66	1:49.200	25.750
51	1:49.275	1 Lap
22	1:47.985	1 Lap

Num	Lap Time	Gap
Lap 12		
5	1:47.962	
9	1:47.606	02.841
14	1:47.662	04.795
79	1:47.922	05.881
30	1:48.017	06.334
7	1:47.938	12.046
68	1:47.705	14.235
10	1:49.071	18.008
46	1:49.057	18.293
17	1:48.942	18.946
11	1:48.628	19.283
36	1:48.620	20.389
66	1:49.588	27.376
51	1:49.356	1 Lap
22	1:47.966	1 Lap

Num	Lap Time	Gap
Lap 13		
5	1:48.022	
9	1:47.895	02.714
14	1:48.494	05.267
79	1:47.933	05.792
30	1:47.873	06.185
7	1:48.367	12.391
68	1:48.124	14.337
46	1:48.817	19.088
10	1:50.630	20.616
17	1:49.788	20.712
11	1:49.659	20.920
36	1:48.990	21.357
66	1:49.860	29.214
51	1:49.867	1 Lap
22	1:48.247	1 Lap



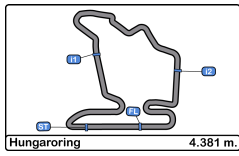


Hungaroring
Championnat de France F4
Race - 3



Best Sectors Results

Sector - 1			Sector - 2			Sector - 3			Ideal Lap vs Best Lap						
Clas	Nº	Driver	Time	Nº	Driver	Time	Nº	Driver	Time	Clas	Nº	Driver	Ideal Lap	Best Lap	Clas
1	79	Owen Tangavelou	39.205	5	Macéo Capietto	38.363	5	Macéo Capietto	29.421	1	5	Macéo Capietto	1:47.049	1:47.291	1
2	30	Gael Julien	39.230	9	Esteban Masson	38.400	30	Gael Julien	29.457	2	9	Esteban Masson	1:47.164	1:47.476	4
3	9	Esteban Masson	39.235	46	Elliott Vayron	38.458	79	Owen Tangavelou	29.497	3	30	Gael Julien	1:47.202	1:47.333	2
4	46	Elliott Vayron	39.252	14	Tasanapol Inthraphuvusak	38.508	14	Tasanapol Inthraphuvusak	29.525	4	14	Tasanapol Inthraphuvusak	1:47.318	1:47.517	5
5	68	Hugh Barter	39.254	30	Gael Julien	38.515	9	Esteban Masson	29.529	5	46	Elliott Vayron	1:47.359	1:47.542	6
6	5	Macéo Capietto	39.265	7	Dario Cabanelas	38.595	10	Alessandro Giusti	29.543	6	79	Owen Tangavelou	1:47.407	1:47.608	7
7	14	Tasanapol Inthraphuvusak	39.285	68	Hugh Barter	38.598	7	Dario Cabanelas	29.546	7	68	Hugh Barter	1:47.467	1:47.467	3
8	17	Noah Andy	39.314	10	Alessandro Giusti	38.613	36	Enzo Geraci	29.591	8	10	Alessandro Giusti	1:47.620	1:47.904	10
9	22	Daniel Ligier	39.318	79	Owen Tangavelou	38.705	22	Daniel Ligier	29.609	9	7	Dario Cabanelas	1:47.634	1:47.766	9
10	11	Pierre-Alexandre Provost	39.335	22	Daniel Ligier	38.788	68	Hugh Barter	29.615	10	22	Daniel Ligier	1:47.715	1:47.733	8
11	36	Enzo Geraci	39.376	11	Pierre-Alexandre Provost	38.857	46	Elliott Vayron	29.649	11	11	Pierre-Alexandre Provost	1:47.891	1:48.216	12
12	66	Enzo Richer	39.414	36	Enzo Geraci	38.940	17	Noah Andy	29.695	12	36	Enzo Geraci	1:47.907	1:48.143	11
13	10	Alessandro Giusti	39.464	17	Noah Andy	39.052	11	Pierre-Alexandre Provost	29.699	13	17	Noah Andy	1:48.061	1:48.427	13
14	7	Dario Cabanelas	39.493	66	Enzo Richer	39.181	66	Enzo Richer	29.743	14	66	Enzo Richer	1:48.338	1:48.687	14
15	51	Angéline Favario	39.629	51	Angéline Favario	39.395	51	Angéline Favario	29.878	15	51	Angéline Favario	1:48.902	1:49.021	15

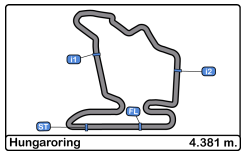


Hungaroring
Championnat de France F4
Race - 3
Leader Sequence



N°	Driver	Nat	Team	Nat	Vehicle	Cat	Clas	Start Lap	End Lap	Laps	Total Laps
5	Macéo Capietto				F4 Mygale			1	13	13	13

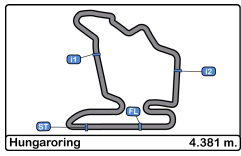




Hungaroring
Championnat de France F4
Race - 3
Best 5 Lap Times



Cls	N°	Driver	Nat	Team	Nat	Vehicle	Cat	Cls	Best 1		Best 2		Best 3		Best 4		Best 5	
									Time	Lap	Time	Lap	Time	Lap	Time	Lap	Time	Lap
1	5	Macéo Capietto		FRA		F4 Mygale			1:47.291	7	1:47.316	5	1:47.319	6	1:47.337	9	1:47.446	10
2	30	Gael Julien		FRA		F4 Mygale			1:47.333	7	1:47.371	11	1:47.382	9	1:47.435	8	1:47.554	10
3	68	Hugh Barter		AUS		F4 Mygale			1:47.467	11	1:47.705	12	1:47.770	7	1:47.911	8	1:47.993	10
4	9	Esteban Masson		FRA		F4 Mygale			1:47.476	5	1:47.519	3	1:47.521	6	1:47.538	7	1:47.564	11
5	14	Tasanapol Inthraphuvasak		THA		F4 Mygale			1:47.517	11	1:47.585	3	1:47.605	5	1:47.638	7	1:47.662	12
6	46	Elliott Vayron		FRA		F4 Mygale			1:47.542	10	1:48.306	11	1:48.450	7	1:48.452	4	1:48.548	3
7	79	Owen Tangavelou		FRA		F4 Mygale			1:47.608	5	1:47.637	10	1:47.674	11	1:47.683	8	1:47.685	4
8	22	Daniel Ligier		FRA		F4 Mygale			1:47.733	9	1:47.903	8	1:47.966	11	1:47.985	10	1:48.064	5
9	7	Dario Cabanelas		CHE		F4 Mygale	Junior	1	1:47.766	5	1:47.927	11	1:47.938	12	1:47.998	10	1:48.005	4
10	10	Alessandro Giusti		FRA		F4 Mygale	Junior	2	1:47.904	4	1:47.971	3	1:48.244	2	1:48.297	5	1:48.758	11
11	36	Enzo Geraci		FRA		F4 Mygale	Junior	3	1:48.143	6	1:48.257	2	1:48.294	11	1:48.407	7	1:48.493	3
12	11	Pierre-Alexandre Provost		FRA		F4 Mygale	Junior	4	1:48.216	11	1:48.228	10	1:48.523	4	1:48.542	3	1:48.628	12
13	17	Noah Andy		FRA		F4 Mygale			1:48.427	3	1:48.475	7	1:48.547	8	1:48.553	9	1:48.568	4
14	66	Enzo Richer		FRA		F4 Mygale			1:48.687	6	1:48.738	8	1:48.750	7	1:49.117	4	1:49.163	5
15	51	Angéline Favario		FRA		F4 Mygale			1:49.021	9	1:49.275	10	1:49.356	11	1:49.660	8	1:49.685	4

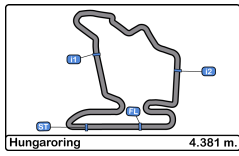


Hungaroring
Championnat de France F4
Race - 3
Best 5 Top Speeds





Cls	N°	Driver	Nat	Team	Nat	Vehicle	Cat	Cls	Top 1		Top 2		Top 3		Top 4		Top 5		Avg
									Km/h	Lap	Km/h	Lap	Km/h	Lap	Km/h	Lap	Km/h	Lap	
1	46	Elliott Vayron		FR		F4 Mygale			209.7	11	207.2	7	206.8	5	206.8	9	206.1	6	207.3
2	11	Pierre-Alexandre Provost		FR		F4 Mygale	Junior	1	208.0	7	207.2	13	206.5	6	206.1	11	205.7	3	206.7
3	68	Hugh Barter		AUS		F4 Mygale			208.0	4	208.0	6	206.8	3	206.8	5	206.5	2	207.2
4	17	Noah Andy		FR		F4 Mygale			207.2	7	206.1	2	206.1	11	206.1	13	205.7	12	206.2
5	30	Gael Julien		FR		F4 Mygale			206.8	5	206.5	3	206.5	12	206.1	6	206.1	11	206.4
6	36	Enzo Geraci		FR		F4 Mygale	Junior	2	206.8	7	206.5	3	206.5	4	206.5	10	206.5	11	206.5
7	66	Enzo Richer		FR		F4 Mygale			206.5	8	205.7	4	205.7	6	205.7	7	205.7	13	205.8
8	10	Alessandro Giusti		FR		F4 Mygale	Junior	3	206.1	4	206.1	5	204.9	3	204.5	2	204.5	10	205.2
9	79	Owen Tangavelou		FR		F4 Mygale			206.1	11	205.7	2	205.7	3	205.3	10	205.3	12	205.6
10	51	Angéline Favario		FR		F4 Mygale			205.7	12	204.9	10	204.9	11	203.0	8	203.0	9	204.3
11	7	Dario Cabanelas		CHE		F4 Mygale	Junior	4	205.3	3	205.3	7	204.9	6	204.9	8	204.5	2	205.0
12	9	Esteban Masson		FR		F4 Mygale			205.3	2	205.3	6	204.5	3	204.5	7	204.1	5	204.7
13	22	Daniel Ligier		FR		F4 Mygale			204.9	9	204.5	12	202.6	3	202.6	5	202.6	8	203.4
14	5	Macéo Capietto		FR		F4 Mygale			203.7	5	203.3	6	203.3	11	203.0	4	203.0	7	203.3
15	14	Tasanapol Inthraphuvusak		THA		F4 Mygale			203.7	5	203.7	6	203.7	7	203.7	11	203.7	12	203.7

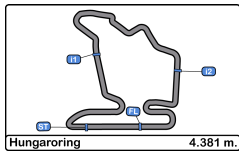




Hungaroring
Championnat de France F4
Race - 3
Fastest Laps Sequence



Lap	Time of Day	Session Time	N°	Driver	Nat	Team	Nat	Vehicle	Cat	Time	Km/h
2	11:25:17.765	3:40.765	5	Macéo Capietto	 FRA			F4 Mygale		1:48.043	145.9
3	11:27:05.287	5:28.287	5	Macéo Capietto	 FRA			F4 Mygale		1:47.523	146.6
3	11:27:06.182	5:29.182	9	Esteban Masson	 FRA			F4 Mygale		1:47.519	146.6
5	11:30:40.174	9:03.174	5	Macéo Capietto	 FRA			F4 Mygale		1:47.316	146.9
7	11:34:14.784	12:37.784	5	Macéo Capietto	 FRA			F4 Mygale		1:47.291	146.9

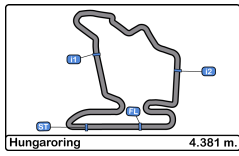


Hungaroring
Championnat de France F4
Race - 3



Event Best Maximum Speed

N°	Driver	Nat	Team	Nat	Vehicle	Cat	Clas	Km/h	Session
9	Esteban Masson		FRA		F4 Mygale			209.7	Race - 2
46	Elliott Vayron		FRA		F4 Mygale			209.7	Race - 3
17	Noah Andy		FRA		F4 Mygale			208.4	Race - 1
66	Enzo Richer		FRA		F4 Mygale			208.4	Race - 1
68	Hugh Barter		AUS		F4 Mygale			208.0	Race - 3
11	Pierre-Alexandre Provost		FRA		F4 Mygale	Junior	1	208.0	Race - 3
5	Macéo Capietto		FRA		F4 Mygale			206.8	Free Practice
22	Daniel Ligier		FRA		F4 Mygale			206.8	Race - 1
79	Owen Tangavelou		FRA		F4 Mygale			206.8	Race - 2
7	Dario Cabanelas		CHE		F4 Mygale	Junior	2	206.8	Race - 2
30	Gael Julien		FRA		F4 Mygale			206.8	Race - 3
36	Enzo Geraci		FRA		F4 Mygale	Junior	3	206.8	Race - 3
10	Alessandro Giusti		FRA		F4 Mygale	Junior	4	206.1	Race - 3
51	Angéline Favario		FRA		F4 Mygale			205.7	Race - 3
14	Tasanapol Inthraphuvusak		THA		F4 Mygale			205.3	Race - 2



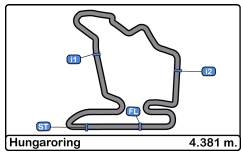
Hungaroring
Championnat de France F4
Race - 3
Lap Chart



LAP

Nr	Pos	Grid	1	2	3	4	5	6	7	8	9	10	11	12	13
5	1	5	5	5	5	5	5	5	5	5	5	5	5	5	5
9	2	9	9	9	9	9	9	9	9	9	9	9	9	9	9
79	3	79	14	14	14	14	14	14	14	14	14	14	14	14	14
14	4	14	79	79	79	79	79	79	79	79	79	79	79	79	79
7	5	7	10	10	10	10	10	30	30	30	30	30	30	30	30
10	6	10	30	30	30	30	30	10	10	7	7	7	7	7	7
30	7	30	7	7	7	7	7	7	7	10	10	68	68	68	68
17	8	17	17	17	17	17	17	68	68	68	68	10	10	10	46
11	9	11	11	11	11	11	68	17	17	17	17	17	46	46	10
36	10	36	68	68	68	68	11	11	11	11	46	46	17	17	17
66	11	66	46	46	46	46	46	46	46	46	11	11	11	11	11
22	12	22	36	36	36	36	36	36	36	36	36	36	36	36	36
51	13	51	66	66	66	66	66	66	66	66	66	66	66	66	66
68	14	68	51	51	51	51	51	51	51	51	51	51	51	51	51
46	15	46	22	22	22	22	22	22	22	22	22	22	22	22	22

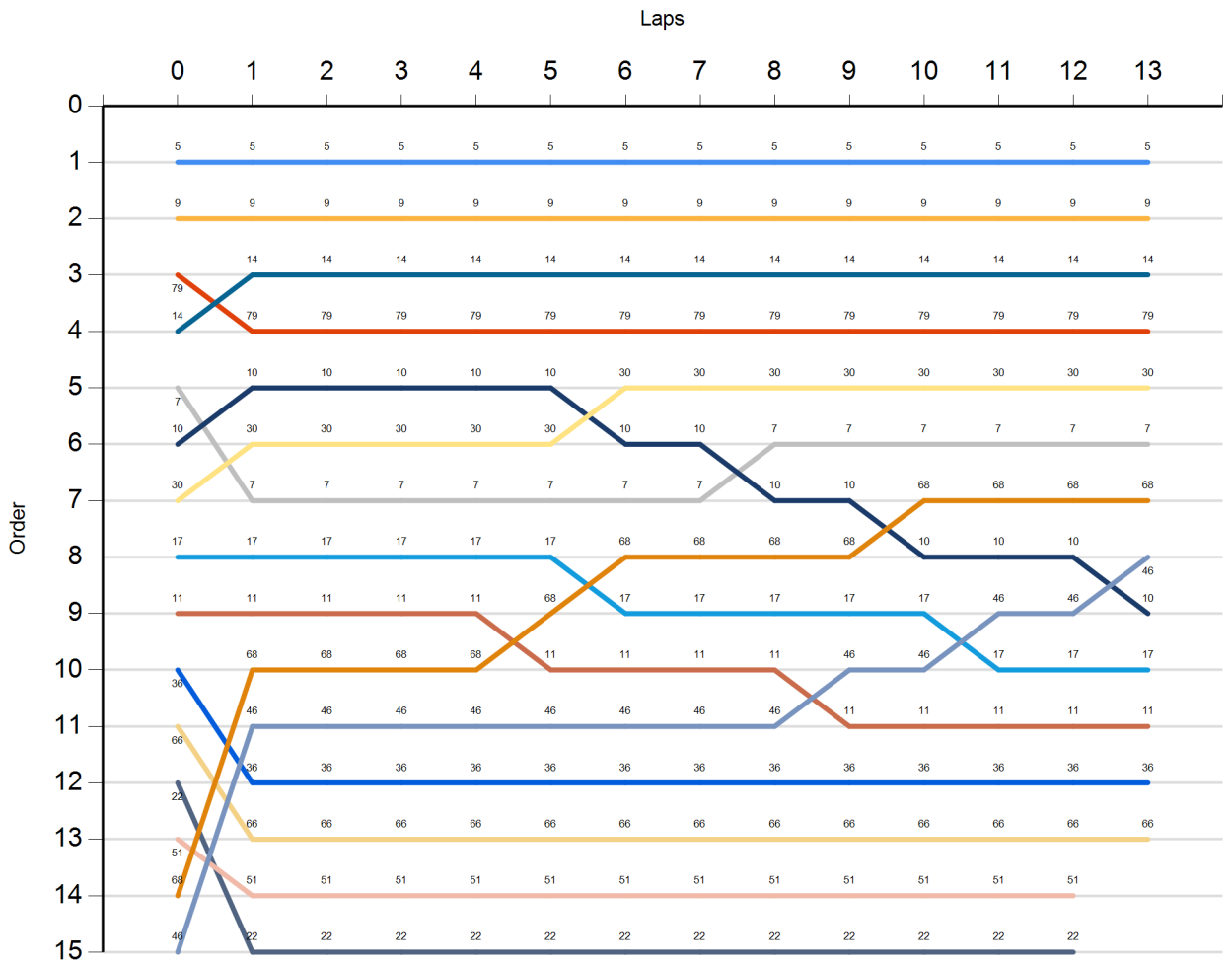


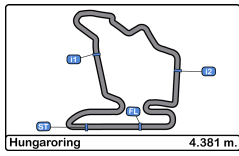


Hungaroring
Championnat de France F4
Race - 3
Graphic Lap Chart





- 5
- 9
- 79
- 14
- 7
- 10
- 30
- 17
- 11
- 36
- 66
- 22
- 51
- 68
- 46



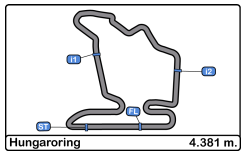


Hungaroring
Championnat de France F4
Race - 3
Pit Stop Analysis



N°	In Day Time	Driver	Nat	Team	Nat	Vehicle	Cat	In Time	Stop N°	Pit Time	Handicap	Penalty
51	11:24:02.446	Angéline Favario	 FRA			F4 Mygale		2:25.301	1	1:04.570		
22	11:24:04.084	Daniel Ligier	 FRA			F4 Mygale		2:26.939	1	2:32.393		

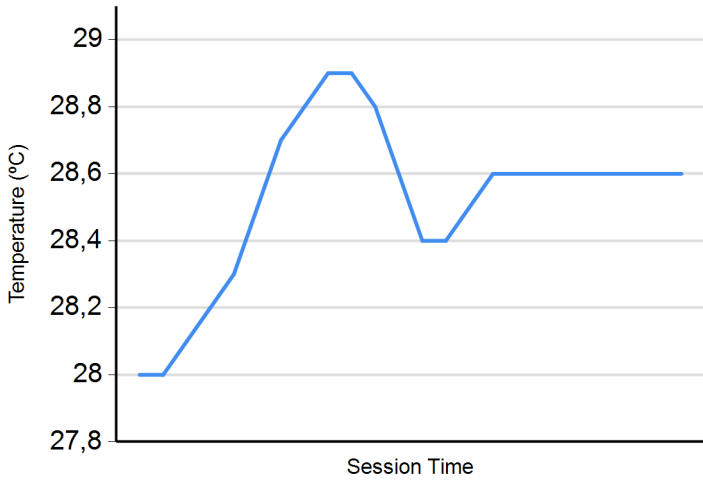




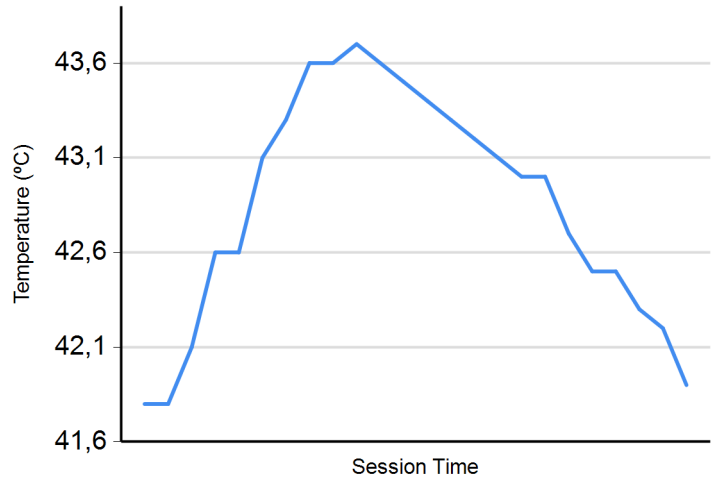
Hungaroring
Championnat de France F4
Race - 3
Weather Report



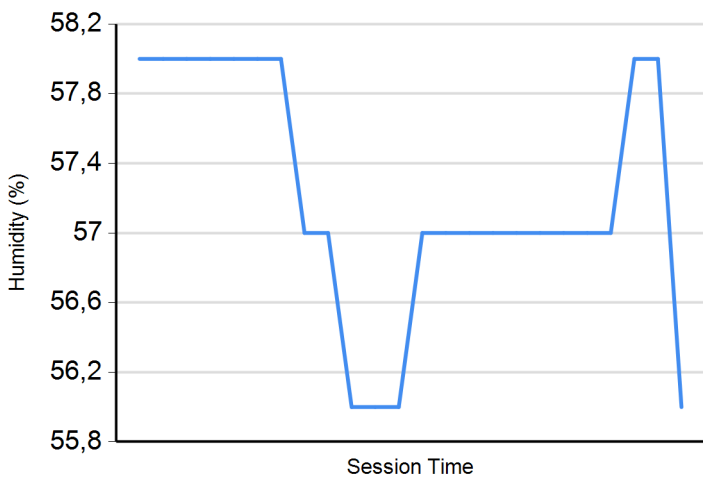
Air Temperature



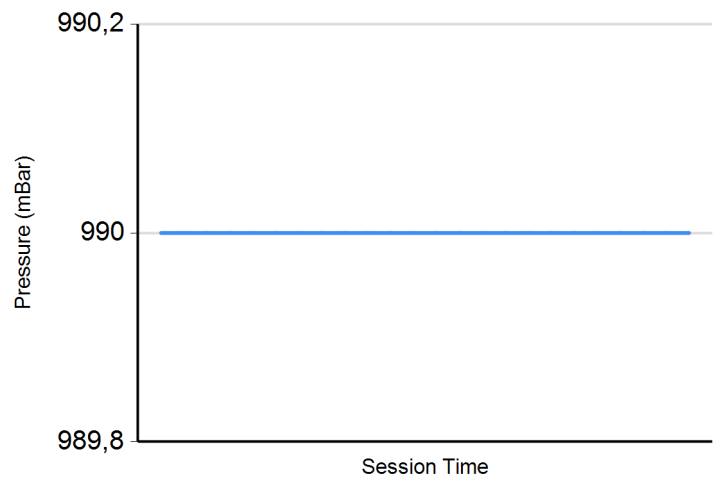
Track Temperature



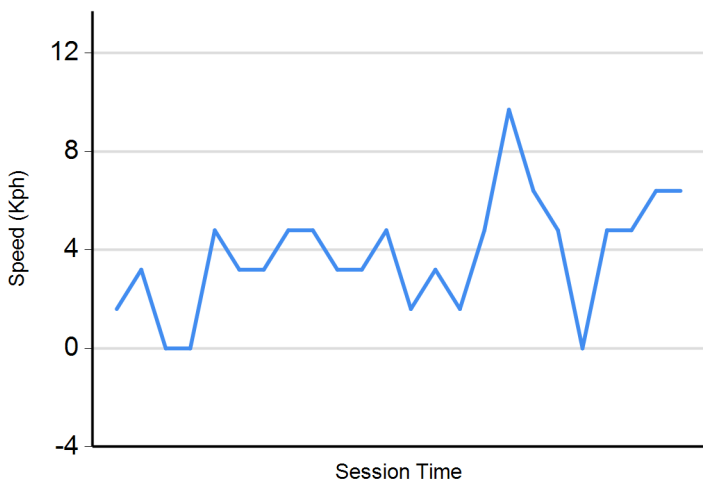
Humidity



Pressure



Wind Speed



Wind direction

