

Red Bull Ring
International GT Open
Free Practice - 1
Provisional Results



Cls	Nº	Entrant/Team	Nat	Driver 1	Nat	Driver 2	Nat	Vehicle	Cat	Cls	Laps	Best	Time	Gap	Interval	Km/h
1	69	TF Sport	GBR	Sam De Haan	GBR	Charlie Eastwood	IRL	Aston Martin GT3 AMR MY2019	PRO	1	23	4	1:29.149			174.3
2	77	Lechner Racing	AUT	Al Faisal Al Zubair	OMN	Andy Soucek	ESP	Porsche 911 GT3-R II 2019	PRO	2	28	20	1:29.526	0.377	0.377	173.6
3	72	Inception Racing	GBR	Nick Moss	GBR	Joe Osborne	GBR	McLaren 720 S GT3	PROAM	1	33	11	1:29.535	0.386	0.009	173.6
4	63	Vincenzo Sospiri Racing	ITA	Michele Beretta	ITA	Frederik Schandorff	DNK	Lamborghini Huracan GT3 EVO	PRO	3	27	20	1:29.980	0.831	0.445	172.7
5	15	Twin Busch by Equipe Vitesse	DEU	Mario Hirsch	DEU	Dominik Schraml	DEU	Mercedes AMG GT3 - 2020	PROAM	2	31	7	1:30.011	0.862	0.031	172.6
6	7	Inception Racing	GBR	Brendan Iribe	USA	Ollie Millroy	GBR	McLaren 720 S GT3	PROAM	3	33	15	1:30.043	0.894	0.032	172.6
7	777	Olimp Racing	POL	Marcin Jedlinski	POL	Karol Basz	POL	Mercedes AMG GT3 - 2020	PROAM	4	30	6	1:30.047	0.898	0.004	172.6
8	19	Vincenzo Sospiri Racing	ITA	Baptiste Moulin	BEL	Yuki Nemoto	DNK	Lamborghini Huracan GT3 EVO	PRO	4	27	19	1:30.078	0.929	0.031	172.5
9	17	HP Racing International	DEU	Gerhard Tweraser	AUT	Jan Seyffert	DEU	Lamborghini Huracan GT3 EVO	PROAM	5	34	32	1:30.100	0.951	0.022	172.5
10	11	Reno Racing	DNK	Jens Reno Moller	DNK	Marcus Paverud	NOR	Honda NSX GT3 Evo	PROAM	6	36	35	1:30.111	0.962	0.011	172.5
11	47	AKM Motorsport	GBR	Florian Scholze	DEU	Nico Bastian	DEU	Mercedes AMG GT3 - 2020	PROAM	7	24	12	1:30.319	1.170	0.208	172.1
12	22	Balfe Motorsport	GBR	Shaun Balfe	GBR	Adam Carroll	GBR	Audi R8 GT3 LMS 2019	PROAM	8	29	7	1:30.451	1.302	0.132	171.8
13	5	Olimp Racing	POL	Stanislaw Jedlinski	POL	Krystian Korzeniowski	POL	Audi R8 GT3 LMS 2018	AM	1	28	11	1:30.692	1.543	0.241	171.4

*** PENALTIES**

- CAR 11 TIME 1:34.485 DELETED TRACK LIMITS AT T 1
- CAR 63 TIME 1:32.251 DELETED TRACK LIMITS AT T 9
- CAR 19 TIME 1:31.728 DELETED TRACK LIMITS AT T 9
- CAR 47 TIME 1:31.320 DELETED TRACK LIMITS AT T 1
- CAR 72 TIME 1:30.804 DELETED TRACK LIMITS AT T 1
- CAR 19 TIME 1:31.919 DELETED TRACK LIMITS AT T 9
- CAR 72 TIME 1:30.065 DELETED TRACK LIMITS AT T 1
- CAR 63 TIME 1:32.845 DELETED TRACK LIMITS AT T 9
- CAR 15 TIME 1:30.000 DELETED TRACK LIMITS AT T 9
- CAR 63 TIME 1:30.352 DELETED TRACK LIMITS AT T 9
- CAR 19 TIME 1:31.124 DELETED TRACK LIMITS AT T 9
- CAR 22 TIME 1:30.160 DELETED TRACK LIMITS AT T 9
- CAR 777 TIME 1:29.875 DELETED TRACK LIMITS AT T 9
- CAR 7 TIME 1:30.688 DELETED TRACK LIMITS AT T 9
- CAR 5 TIME 1:32.042 DELETED TRACK LIMITS AT T 9
- CAR 7 TIME 1:30.187 DELETED TRACK LIMITS AT T 9
- CAR 72 TIME 1:29.722 DELETED TRACK LIMITS AT T 9
- CAR 72 TIME 1:33.426 DELETED TRACK LIMITS AT T 1
- CAR 7 TIME 1:30.257 DELETED TRACK LIMITS AT T 9
- CAR 17 TIME 1:30.998 DELETED TRACK LIMITS AT T 9

Published at:.....

Track Temp: **34.3 °C** Air Temp: **17.4 °C** Humidity: **60 %** Track Status: **DRY**

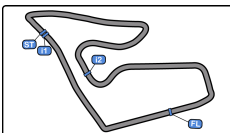
Stewards:

Race Director:

Timekeeper: Luis Angel Garcia Nuñez

JOB/I-0020-ESP





Red Bull Ring
International GT Open
Free Practice - 1



Provisional Results

Red Bull Ring 4.318 m.

- CAR 19 TIME 1:32.595 DELETED TRACK LIMITS AT T 9
- CAR 22 TIME 1:31.880 DELETED TRACK LIMITS AT T 9
- CAR 7 TIME 1:29.937 DELETED TRACK LIMITS AT T 9
- CAR 72 TIME 1:31.954 DELETED TRACK LIMITS AT T 9
- CAR 5 TIME 1:57.486 DELETED TRACK LIMITS AT T 1
- CAR 11 TIME 1:38.605 DELETED TRACK LIMITS AT T 1
- CAR 63 TIME 1:30.098 DELETED TRACK LIMITS AT T 9
- CAR 19 TIME 1:30.319 DELETED TRACK LIMITS AT T 9
- CAR 77 TIME 1:29.602 DELETED TRACK LIMITS AT T 9
- CAR 19 TIME 2:46.108 DELETED TRACK LIMITS AT T 9
- CAR 77 TIME 1:29.559 DELETED TRACK LIMITS AT T 9
- CAR 19 TIME 1:32.959 DELETED TRACK LIMITS AT T 9
- CAR 11 TIME 1:30.861 DELETED TRACK LIMITS AT T 9
- CAR 72 TIME 1:31.059 DELETED TRACK LIMITS AT T 9
- CAR 5 TIME 1:38.999 DELETED TRACK LIMITS AT T 9
- CAR 15 TIME 1:30.899 DELETED TRACK LIMITS AT T 9
- CAR 11 TIME 1:30.274 DELETED TRACK LIMITS AT T 9
- CAR 22 TIME 1:31.809 DELETED TRACK LIMITS AT T 9
- CAR 11 TIME 1:31.379 DELETED TRACK LIMITS AT T 1
- CAR 77 TIME 1:29.707 DELETED TRACK LIMITS AT T 9
- CAR 63 TIME 1:30.049 DELETED TRACK LIMITS AT T 9
- CAR 19 TIME 1:31.732 DELETED TRACK LIMITS AT T 9
- CAR 11 TIME 1:30.618 DELETED TRACK LIMITS AT T 9
- CAR 5 TIME 1:41.282 DELETED TRACK LIMITS AT T 9
- CAR 47 TIME 1:31.854 DELETED TRACK LIMITS AT T 1
- CAR 5 TIME 1:39.179 DELETED TRACK LIMITS AT T 9
- CAR 7 TIME 1:31.184 DELETED TRACK LIMITS AT T 9

Published at:.....

Track Temp: **34.3 °C** Air Temp: **17.4 °C** Humidity: **60 %** Track Status: **DRY**

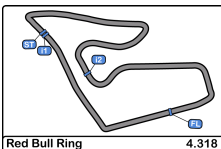
Stewards:

Race Director:

Timekeeper: Luis Angel García Nuñez

JOB/I-0020-ESP





Red Bull Ring
International GT Open
Free Practice - 1
Provisional Results by Category



Cls	Nº	Entrant/Team	Nat	Driver 1	Nat	Driver 2	Nat	Vehicle	Cat	Cls	Laps	Best	Time	Gap	Interval	Km/h
PRO																
1	69	TF Sport	GBR	Sam De Haan	GBR	Charlie Eastwood	IRL	Aston Martin GT3 AMR MY2019	PRO	1	23	4	1:29.149			174.3
2	77	Lechner Racing	AUT	Al Faisal Al Zubair	OMN	Andy Soucek	ESP	Porsche 911 GT3-R II 2019	PRO	2	28	20	1:29.526	0.377	0.377	173.6
3	63	Vincenzo Sospiri Racing	ITA	Michele Beretta	ITA	Frederik Schandorff	DNK	Lamborghini Huracan GT3 EVO	PRO	3	27	20	1:29.980	0.831	0.454	172.7
4	19	Vincenzo Sospiri Racing	ITA	Baptiste Moulin	BEL	Yuki Nemoto	JPN	Lamborghini Huracan GT3 EVO	PRO	4	27	19	1:30.078	0.929	0.098	172.5
PROAM																
1	72	Inception Racing	GBR	Nick Moss	GBR	Joe Osborne	GBR	McLaren 720 S GT3	PROAM	1	33	11	1:29.535			173.6
2	15	Twin Busch by Equipe Vitesse	DEU	Mario Hirsch	DEU	Dominik Schraml	DEU	Mercedes AMG GT3 - 2020	PROAM	2	31	7	1:30.011	0.476	0.476	172.6
3	7	Inception Racing	GBR	Brendan Iribe	USA	Ollie Millroy	GBR	McLaren 720 S GT3	PROAM	3	33	15	1:30.043	0.508	0.032	172.6
4	777	Olimp Racing	POL	Marcin Jedlinski	POL	Karol Basz	POL	Mercedes AMG GT3 - 2020	PROAM	4	30	6	1:30.047	0.512	0.004	172.6
5	17	HP Racing International	DEU	Gerhard Tweraser	AUT	Jan Seyffert	DEU	Lamborghini Huracan GT3 EVO	PROAM	5	34	32	1:30.100	0.565	0.053	172.5
6	11	Reno Racing	DNK	Jens Reno Moller	DNK	Marcus Paverud	NOR	Honda NSX GT3 Evo	PROAM	6	36	35	1:30.111	0.576	0.011	172.5
7	47	AKM Motorsport	GBR	Florian Scholze	DEU	Nico Bastian	DEU	Mercedes AMG GT3 - 2020	PROAM	7	24	12	1:30.319	0.784	0.208	172.1
8	22	Balfe Motorsport	GBR	Shaun Balfe	GBR	Adam Carroll	GBR	Audi R8 GT3 LMS 2019	PROAM	8	29	7	1:30.451	0.916	0.132	171.8
AM																
1	5	Olimp Racing	POL	Stanislaw Jedlinski	POL	Krystian Korzeniowski	POL	Audi R8 GT3 LMS 2018	AM	1	28	11	1:30.692			171.4

*** PENALTIES**

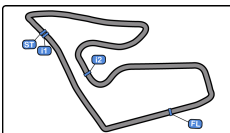
- CAR 11 TIME 1:34.485 DELETED TRACK LIMITS AT T 1
- CAR 63 TIME 1:32.251 DELETED TRACK LIMITS AT T 9
- CAR 19 TIME 1:31.728 DELETED TRACK LIMITS AT T 9
- CAR 47 TIME 1:31.320 DELETED TRACK LIMITS AT T 1
- CAR 72 TIME 1:30.804 DELETED TRACK LIMITS AT T 1
- CAR 19 TIME 1:31.919 DELETED TRACK LIMITS AT T 9
- CAR 72 TIME 1:30.065 DELETED TRACK LIMITS AT T 1
- CAR 63 TIME 1:32.845 DELETED TRACK LIMITS AT T 9
- CAR 15 TIME 1:30.000 DELETED TRACK LIMITS AT T 9
- CAR 63 TIME 1:30.352 DELETED TRACK LIMITS AT T 9
- CAR 19 TIME 1:31.124 DELETED TRACK LIMITS AT T 9
- CAR 22 TIME 1:30.160 DELETED TRACK LIMITS AT T 9
- CAR 777 TIME 1:29.875 DELETED TRACK LIMITS AT T 9
- CAR 7 TIME 1:30.688 DELETED TRACK LIMITS AT T 9
- CAR 5 TIME 1:32.042 DELETED TRACK LIMITS AT T 9

Published at:.....

Track Temp: **34.3 °C** Air Temp: **17.4 °C** Humidity: **60 %** Track Status: **DRY**

Stewards:	Race Director:	Timekeeper:  Luis Angel Garcia Nunez JOB/I-0020-ESP
------------------	-----------------------	--





Red Bull Ring
International GT Open
Free Practice - 1



Provisional Results by Category

Red Bull Ring 4.318 m.

- CAR 7 TIME 1:30.187 DELETED TRACK LIMITS AT T 9
- CAR 72 TIME 1:29.722 DELETED TRACK LIMITS AT T 9
- CAR 72 TIME 1:33.426 DELETED TRACK LIMITS AT T 1
- CAR 7 TIME 1:30.257 DELETED TRACK LIMITS AT T 9
- CAR 17 TIME 1:30.998 DELETED TRACK LIMITS AT T 9
- CAR 19 TIME 1:32.595 DELETED TRACK LIMITS AT T 9
- CAR 22 TIME 1:31.880 DELETED TRACK LIMITS AT T 9
- CAR 7 TIME 1:29.937 DELETED TRACK LIMITS AT T 9
- CAR 72 TIME 1:31.954 DELETED TRACK LIMITS AT T 9
- CAR 5 TIME 1:57.486 DELETED TRACK LIMITS AT T 1
- CAR 11 TIME 1:38.605 DELETED TRACK LIMITS AT T 1
- CAR 63 TIME 1:30.098 DELETED TRACK LIMITS AT T 9
- CAR 19 TIME 1:30.319 DELETED TRACK LIMITS AT T 9
- CAR 77 TIME 1:29.602 DELETED TRACK LIMITS AT T 9
- CAR 19 TIME 2:46.108 DELETED TRACK LIMITS AT T 9
- CAR 77 TIME 1:29.559 DELETED TRACK LIMITS AT T 9
- CAR 19 TIME 1:32.959 DELETED TRACK LIMITS AT T 9
- CAR 11 TIME 1:30.861 DELETED TRACK LIMITS AT T 9
- CAR 72 TIME 1:31.059 DELETED TRACK LIMITS AT T 9
- CAR 5 TIME 1:38.999 DELETED TRACK LIMITS AT T 9
- CAR 15 TIME 1:30.899 DELETED TRACK LIMITS AT T 9
- CAR 11 TIME 1:30.274 DELETED TRACK LIMITS AT T 9
- CAR 22 TIME 1:31.809 DELETED TRACK LIMITS AT T 9
- CAR 11 TIME 1:31.379 DELETED TRACK LIMITS AT T 1
- CAR 77 TIME 1:29.707 DELETED TRACK LIMITS AT T 9
- CAR 63 TIME 1:30.049 DELETED TRACK LIMITS AT T 9
- CAR 19 TIME 1:31.732 DELETED TRACK LIMITS AT T 9
- CAR 11 TIME 1:30.618 DELETED TRACK LIMITS AT T 9
- CAR 5 TIME 1:41.282 DELETED TRACK LIMITS AT T 9
- CAR 47 TIME 1:31.854 DELETED TRACK LIMITS AT T 1
- CAR 5 TIME 1:39.179 DELETED TRACK LIMITS AT T 9
- CAR 7 TIME 1:31.184 DELETED TRACK LIMITS AT T 9

Published at:.....

Track Temp: **34.3 °C** Air Temp: **17.4 °C** Humidity: **60 %** Track Status: **DRY**

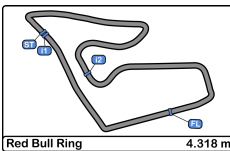
Stewards:

Race Director:

Timekeeper: Luis Angel García Nuñez

JOB/I-0020-ESP





Red Bull Ring
International GT Open
Free Practice - 1
Provisional Results by Class



Cls	Nº	Entrant/Team	Nat	Driver 1	Nat	Driver 2	Nat	Vehicle	Cat	Cls	Laps	Best	Time	Gap	Interval	Km/h
International GT Open																
1	69	TF Sport	GBR	Sam De Haan	GBR	Charlie Eastwood	ITA	Aston Martin GT3 AMR MY2019	PRO	1	23	4	1:29.149			174.3
2	77	Lechner Racing	AUT	Al Faisal Al Zubair	OMN	Andy Soucek	ESP	Porsche 911 GT3-R II 2019	PRO	2	28	20	1:29.526	0.377	0.377	173.6
3	72	Inception Racing	GBR	Nick Moss	GBR	Joe Osborne	GBR	McLaren 720 S GT3	PROAM	1	33	11	1:29.535	0.386	0.009	173.6
4	63	Vincenzo Sospiri Racing	ITA	Michele Beretta	ITA	Frederik Schandorff	DNK	Lamborghini Huracan GT3 EVO	PRO	3	27	20	1:29.980	0.831	0.445	172.7
5	15	Twin Busch by Equipe Vitesse	DEU	Mario Hirsch	DEU	Dominik Schraml	DEU	Mercedes AMG GT3 - 2020	PROAM	2	31	7	1:30.011	0.862	0.031	172.6
6	7	Inception Racing	GBR	Brendan Iribe	USA	Ollie Millroy	GBR	McLaren 720 S GT3	PROAM	3	33	15	1:30.043	0.894	0.032	172.6
7	777	Olimp Racing	POL	Marcin Jedlinski	POL	Karol Basz	POL	Mercedes AMG GT3 - 2020	PROAM	4	30	6	1:30.047	0.898	0.004	172.6
8	19	Vincenzo Sospiri Racing	ITA	Baptiste Moulin	BEL	Yuki Nemoto	DNK	Lamborghini Huracan GT3 EVO	PRO	4	27	19	1:30.078	0.929	0.031	172.5
9	17	HP Racing International	DEU	Gerhard Tweraser	AUT	Jan Seyffert	DEU	Lamborghini Huracan GT3 EVO	PROAM	5	34	32	1:30.100	0.951	0.022	172.5
10	11	Reno Racing	DNK	Jens Reno Moller	DNK	Marcus Paverud	NOR	Honda NSX GT3 Evo	PROAM	6	36	35	1:30.111	0.962	0.011	172.5
11	47	AKM Motorsport	GBR	Florian Scholze	DEU	Nico Bastian	DEU	Mercedes AMG GT3 - 2020	PROAM	7	24	12	1:30.319	1.170	0.208	172.1
12	22	Balfe Motorsport	GBR	Shaun Balfe	GBR	Adam Carroll	GBR	Audi R8 GT3 LMS 2019	PROAM	8	29	7	1:30.451	1.302	0.132	171.8
13	5	Olimp Racing	POL	Stanislaw Jedlinski	POL	Krystian Korzeniowski	POL	Audi R8 GT3 LMS 2018	AM	1	28	11	1:30.692	1.543	0.241	171.4

*** PENALTIES**

- CAR 11 TIME 1:34.485 DELETED TRACK LIMITS AT T 1
- CAR 63 TIME 1:32.251 DELETED TRACK LIMITS AT T 9
- CAR 19 TIME 1:31.728 DELETED TRACK LIMITS AT T 9
- CAR 47 TIME 1:31.320 DELETED TRACK LIMITS AT T 1
- CAR 72 TIME 1:30.804 DELETED TRACK LIMITS AT T 1
- CAR 19 TIME 1:31.919 DELETED TRACK LIMITS AT T 9
- CAR 72 TIME 1:30.065 DELETED TRACK LIMITS AT T 1
- CAR 63 TIME 1:32.845 DELETED TRACK LIMITS AT T 9
- CAR 15 TIME 1:30.000 DELETED TRACK LIMITS AT T 9
- CAR 63 TIME 1:30.352 DELETED TRACK LIMITS AT T 9
- CAR 19 TIME 1:31.124 DELETED TRACK LIMITS AT T 9
- CAR 22 TIME 1:30.160 DELETED TRACK LIMITS AT T 9
- CAR 777 TIME 1:29.875 DELETED TRACK LIMITS AT T 9
- CAR 7 TIME 1:30.688 DELETED TRACK LIMITS AT T 9
- CAR 5 TIME 1:32.042 DELETED TRACK LIMITS AT T 9
- CAR 7 TIME 1:30.187 DELETED TRACK LIMITS AT T 9
- CAR 72 TIME 1:29.722 DELETED TRACK LIMITS AT T 9
- CAR 72 TIME 1:33.426 DELETED TRACK LIMITS AT T 1

Published at:.....

Track Temp: **34.3 °C** Air Temp: **17.4 °C** Humidity: **60 %** Track Status: **DRY**

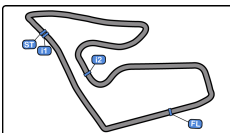
Stewards:

Race Director:

Timekeeper: Luis Angel Garcia Nuñez

JOB/I-0020-ESP





Red Bull Ring
International GT Open
Free Practice - 1



Red Bull Ring 4.318 m.

Provisional Results by Class


- CAR 7 TIME 1:30.257 DELETED TRACK LIMITS AT T 9
- CAR 17 TIME 1:30.998 DELETED TRACK LIMITS AT T 9
- CAR 19 TIME 1:32.595 DELETED TRACK LIMITS AT T 9
- CAR 22 TIME 1:31.880 DELETED TRACK LIMITS AT T 9
- CAR 7 TIME 1:29.937 DELETED TRACK LIMITS AT T 9
- CAR 72 TIME 1:31.954 DELETED TRACK LIMITS AT T 9
- CAR 5 TIME 1:57.486 DELETED TRACK LIMITS AT T 1
- CAR 11 TIME 1:38.605 DELETED TRACK LIMITS AT T 1
- CAR 63 TIME 1:30.098 DELETED TRACK LIMITS AT T 9
- CAR 19 TIME 1:30.319 DELETED TRACK LIMITS AT T 9
- CAR 77 TIME 1:29.602 DELETED TRACK LIMITS AT T 9
- CAR 19 TIME 2:46.108 DELETED TRACK LIMITS AT T 9
- CAR 77 TIME 1:29.559 DELETED TRACK LIMITS AT T 9
- CAR 19 TIME 1:32.959 DELETED TRACK LIMITS AT T 9
- CAR 11 TIME 1:30.861 DELETED TRACK LIMITS AT T 9
- CAR 72 TIME 1:31.059 DELETED TRACK LIMITS AT T 9
- CAR 5 TIME 1:38.999 DELETED TRACK LIMITS AT T 9
- CAR 15 TIME 1:30.899 DELETED TRACK LIMITS AT T 9
- CAR 11 TIME 1:30.274 DELETED TRACK LIMITS AT T 9
- CAR 22 TIME 1:31.809 DELETED TRACK LIMITS AT T 9
- CAR 11 TIME 1:31.379 DELETED TRACK LIMITS AT T 1
- CAR 77 TIME 1:29.707 DELETED TRACK LIMITS AT T 9
- CAR 63 TIME 1:30.049 DELETED TRACK LIMITS AT T 9
- CAR 19 TIME 1:31.732 DELETED TRACK LIMITS AT T 9
- CAR 11 TIME 1:30.618 DELETED TRACK LIMITS AT T 9
- CAR 5 TIME 1:41.282 DELETED TRACK LIMITS AT T 9
- CAR 47 TIME 1:31.854 DELETED TRACK LIMITS AT T 1
- CAR 5 TIME 1:39.179 DELETED TRACK LIMITS AT T 9
- CAR 7 TIME 1:31.184 DELETED TRACK LIMITS AT T 9

Published at:.....

Track Temp: **34.3 °C** Air Temp: **17.4 °C** Humidity: **60 %** Track Status: **DRY**

Stewards:

Race Director:

Timekeeper:  Luis Angel Garcia Nuñez

JOB/I-0020-ESP



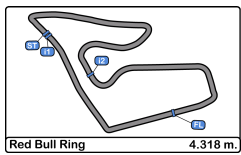


Red Bull Ring
International GT Open
Free Practice - 1
Lap Analysis



5 Stanislaw Jedlinski Audi R8 GT3 LMS 2018							7 Brendan Iribe McLaren 720 S GT3								
AM Krystian Korzeniewski			Olimp Racing				PROAM			Ollie Millroy Inception Racing					
Lap	D	Time	Sector 1	Sector 2	Sector 3	T. Spd	Elapsed	Lap	D	Time	Sector 1	Sector 2	Sector 3	T. Spd	Elapsed
1		10:43:43.445	10:42:31.064	43.260	29.121	223.6	10:43:43.445	1		10:40:59.330	10:39:47.635	43.116	28.579	216.0	10:40:59.330
2		1:33.428	23.106	41.696	28.626	234.7	10:45:16.873	2		1:33.219	23.142	42.055	28.022	230.2	10:42:32.549
3		1:32.926	22.952	41.539	28.435	235.2	10:46:49.799	3		1:31.907	22.762	41.272	27.873	231.2	10:44:04.456
4		1:32.195	22.951	41.049	28.195	235.2	10:48:21.994	4		1:36.294 P	22.728	40.946	32.620	231.7	10:45:40.750
5		1:31.433	22.570	40.808	28.055	237.3	10:49:53.427	5		7:00.833	5:49.485	43.120	28.228	228.8	10:52:41.583
6		1:32.416	23.356	41.048	28.012	223.1	10:51:25.843	6		1:31.375	22.562	41.037	27.776	234.2	10:54:12.958
7		1:30.996	22.547	40.633	27.816	236.8	10:52:56.839	7		1:30.688	22.477	40.625	27.586	234.7	10:55:43.646
8		1:30.712	22.536	40.448	27.728	236.8	10:54:27.551	8		1:30.187	22.297	40.410	27.480	234.7	10:57:13.833
9		1:32.042	22.667	40.810	28.565	236.3	10:55:59.593	9		1:30.257	22.272	40.409	27.576	234.7	10:58:44.090
10		1:31.130	22.629	40.591	27.910	236.3	10:57:30.723	10		1:30.115	22.297	40.299	27.519	235.2	11:00:14.205
11		1:30.692	22.341	40.433	27.918	236.8	10:59:01.415	11		1:36.189 P	22.293	40.886	33.010	235.2	11:01:50.394
12		1:42.298 P	22.459	41.757	38.082	236.8	11:00:43.713	12		3:58.736	2:49.316	41.730	27.690	184.3	11:05:49.130
13		7:11.391	5:50.587	48.389	32.415	222.2	11:07:55.104	13		1:30.194	22.403	40.282	27.509	234.7	11:07:19.324
14		1:37.915	24.171	43.167	30.577	232.7	11:09:33.019	14		1:29.937	22.263	40.202	27.472	234.7	11:08:49.261
15		1:39.121	23.719	44.401	31.001	232.7	11:11:12.140	15		1:30.043	22.366	40.164	27.513	234.2	11:10:19.304
16		1:57.486 P	26.095	47.686	43.705	223.1	11:13:09.626	16		1:34.550 P	22.359	40.199	31.992	234.7	11:11:53.854
17		5:30.616	4:16.206	43.873	30.537	225.9	11:18:40.242	17		3:57.739	2:45.931	42.639	29.169	225.9	11:15:51.593
18		1:36.981	23.627	42.797	30.557	232.2	11:20:17.223	18		1:33.039	23.082	41.618	28.339	233.2	11:17:24.632
19		1:39.377	23.934	44.337	31.106	198.1	11:21:56.600	19		1:32.717	22.761	41.435	28.521	233.7	11:18:57.349
20		1:38.999	24.521	42.749	31.729	233.2	11:23:35.599	20		1:32.172	22.756	41.208	28.208	233.2	11:20:29.521
21		1:40.584	25.892	43.333	31.359	227.8	11:25:16.183	21		1:31.918	22.902	40.935	28.081	233.7	11:22:01.439
22		1:36.882	23.720	42.552	30.610	233.2	11:26:53.065	22		1:32.497	22.977	41.008	28.512	233.2	11:23:33.936
23		1:37.573	23.720	42.694	31.159	233.7	11:28:30.638	23		1:31.539	22.522	41.033	27.984	233.7	11:25:05.475
24		1:41.282	25.687	43.153	32.442	233.7	11:30:11.920	24		1:31.744	22.647	41.015	28.082	232.7	11:26:37.219
25		1:39.983	23.779	44.891	31.313	233.7	11:31:51.903	25		1:31.408	22.659	40.803	27.946	233.2	11:28:08.627
26		1:37.072	23.557	42.453	31.062	234.2	11:33:28.975	26		1:31.356	22.679	40.715	27.962	233.7	11:29:39.983
27		1:39.179	25.177	43.806	30.196	208.0	11:35:08.154	27		1:31.461	22.714	40.677	28.070	233.7	11:31:11.444
28		2:03.159 P	25.571	48.732	48.856	177.9	11:37:11.313	28		1:31.272	22.606	40.945	27.721	233.7	11:32:42.716
								29		1:31.181	22.543	40.688	27.950	234.7	11:34:13.897
								30		1:31.090	22.467	40.743	27.880	234.7	11:35:44.987
								31		1:31.184	22.591	40.731	27.862	233.7	11:37:16.171
								32		1:31.473	22.527	40.901	28.045	234.7	11:38:47.644
								33		1:39.209 P	22.390	40.751	36.068	234.2	11:40:26.853





Red Bull Ring
International GT Open
Free Practice - 1
Lap Analysis



11

Jens Reno Moller

Honda NSX GT3 Evo **15**

Mario Hirsch

Mercedes AMG GT3 - 2020

PROAM

Marcus Paverud

Reno Racing

PROAM

Dominik Schraml

Twin Busch by Equipe Vitesse

Lap	D	Time	Sector 1	Sector 2	Sector 3	T. Spd	Elapsed	Lap	D	Time	Sector 1	Sector 2	Sector 3	T. Spd	Elapsed
1		10:39:53.314	10:38:39.028	43.087	31.199	216.8	10:39:53.314	1		10:42:21.355	10:41:11.979	41.530	27.846	223.6	10:42:21.355
2		4:34.485	23.953	41.829	28.703	231.2	10:41:27.799	2		1:30.848	22.575	40.616	27.657	232.2	10:43:52.203
3		1:33.810	23.348	41.572	28.890	233.7	10:43:01.609	3		1:30.514	22.458	40.410	27.646	233.2	10:45:22.717
4		1:33.217	22.994	41.149	29.074	234.7	10:44:34.826	4		1:39.041	22.339	41.910	34.792	234.7	10:47:01.758
5		1:32.534	22.891	41.272	28.371	235.2	10:46:07.360	5		1:30.483	22.490	40.356	27.637	233.2	10:48:32.241
6		1:33.532	22.723	42.066	28.743	235.2	10:47:40.892	6		4:30.000	22.314	40.237	27.449	234.7	10:50:02.241
7		1:33.008	23.271	41.618	28.119	233.2	10:49:13.900	7		1:30.011	22.272	40.245	27.494	234.7	10:51:32.252
8		1:32.139	22.579	41.027	28.533	236.8	10:50:46.039	8		1:34.476 P	22.352	40.009	32.115	233.7	10:53:06.728
9		1:40.642 P	22.776	41.441	36.425	234.7	10:52:26.681	9		7:23.722	6:11.512	43.270	28.940	224.0	11:00:30.450
10		3:48.163	2:37.659	41.928	28.576	232.7	10:56:14.844	10		1:32.529	22.953	41.198	28.378	231.7	11:02:02.979
11		1:31.777	22.575	41.016	28.186	236.8	10:57:46.621	11		1:31.527	22.676	40.541	28.310	231.7	11:03:34.506
12		1:31.527	22.541	40.787	28.199	236.8	10:59:18.148	12		1:33.464	22.777	40.952	29.735	231.7	11:05:07.970
13		1:31.567	22.546	41.062	27.959	236.8	11:00:49.715	13		1:32.208	22.988	41.018	28.202	231.2	11:06:40.178
14		1:31.661	22.596	40.797	28.268	236.3	11:02:21.376	14		1:31.825	22.732	40.715	28.378	232.7	11:08:12.003
15		1:31.340	22.652	40.785	27.903	236.3	11:03:52.716	15		1:32.090	22.703	40.998	28.389	232.7	11:09:44.093
16		1:31.326	22.506	40.730	28.090	236.3	11:05:24.042	16		1:31.816	22.642	40.856	28.318	232.2	11:11:15.909
17		1:30.950	22.688	40.455	27.807	235.8	11:06:54.992	17		1:39.882 P	22.612	41.913	35.357	232.7	11:12:55.791
18		1:36.673 P	22.545	40.515	33.613	236.8	11:08:31.665	18		6:04.255	4:55.385	41.035	27.835	227.8	11:19:00.046
19		2:57.840	1:47.923	41.342	28.575	232.7	11:11:29.505	19		1:30.521	22.329	40.530	27.662	233.2	11:20:30.567
20		1:31.931	22.909	40.953	28.069	235.2	11:13:01.436	20		1:35.186	22.453	44.468	28.265	232.7	11:22:05.753
21		1:30.663	22.381	40.634	27.648	235.8	11:14:32.099	21		4:30.899	22.581	40.343	27.975	232.7	11:23:36.652
22		1:30.623	22.450	40.518	27.655	235.2	11:16:02.722	22		1:32.036	23.859	40.513	27.664	231.2	11:25:08.688
23		4:38.605 P	23.780	40.890	33.935	234.2	11:17:41.327	23		1:35.285 P	22.446	40.444	32.395	233.2	11:26:43.973
24		3:57.671	2:46.749	42.247	28.675	231.2	11:21:38.998	24		3:03.144	1:52.467	41.822	28.855	227.3	11:29:47.117
25		4:30.864	22.413	40.737	27.711	235.2	11:23:09.859	25		1:32.777	22.840	41.399	28.538	232.2	11:31:19.894
26		4:30.274	22.478	40.486	27.310	235.2	11:24:40.133	26		1:32.058	22.741	40.857	28.460	232.2	11:32:51.952
27		4:34.379	22.670	40.725	27.984	234.7	11:26:11.512	27		1:34.654	22.996	40.881	30.777	231.7	11:34:26.606
28		4:30.648	22.482	40.495	27.641	235.8	11:27:42.130	28		1:32.068	22.860	40.875	28.333	232.7	11:35:58.674
29		1:30.730	22.458	40.693	27.579	235.8	11:29:12.860	29		1:31.588	22.641	40.683	28.264	232.2	11:37:30.262
30		1:30.236	22.424	40.409	27.403	236.3	11:30:43.096	30		1:31.369	22.693	40.655	28.021	233.2	11:39:01.631
31		1:32.364	23.024	40.785	28.555	235.2	11:32:15.460	31		1:45.763 P	24.700	45.095	35.968	193.5	11:40:47.394
32		1:30.171	22.426	40.462	27.283	236.3	11:33:45.631								
33		1:30.437	22.486	40.529	27.422	236.3	11:35:16.068								
34		1:30.348	22.481	40.411	27.456	235.8	11:36:46.416								
35		1:30.111	22.445	40.307	27.359	236.8	11:38:16.527								
36		1:37.835 P	22.974	41.156	33.705	236.3	11:39:54.362								



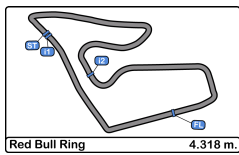


Red Bull Ring
International GT Open
Free Practice - 1
Lap Analysis



17 Gerhard Tweraser Lamborghini Huracan GT3 EVO							19 Baptiste Moulin Lamborghini Huracan GT3 EVO								
PROAM Jan Seyffert			HP Racing International				PRO Yuki Nemoto			Vincenzo Sospiri Racing					
Lap	D	Time	Sector 1	Sector 2	Sector 3	T. Spd	Elapsed	Lap	D	Time	Sector 1	Sector 2	Sector 3	T. Spd	Elapsed
1		10:40:56.760	10:39:41.439	44.951	30.370	205.7	10:40:56.760	1		10:41:35.761 P	10:40:17.641	42.872	35.248	195.2	10:41:35.761
2		1:40.489	23.730	45.218	31.541	229.7	10:42:37.249	2		3:06.055	1:55.733	41.623	28.699	223.6	10:44:41.816
3		1:32.262	23.065	41.004	28.193	230.7	10:44:09.511	3		4:34.728	22.718	40.795	28.215	230.7	10:46:13.544
4		1:31.624	22.727	40.993	27.904	232.2	10:45:41.135	4		4:34.949	22.703	41.094	28.122	230.7	10:47:45.463
5		1:38.690 P	22.671	40.671	35.348	232.2	10:47:19.825	5		1:31.604	23.125	40.484	27.995	229.7	10:49:17.067
6		1:57.801 P	40.863	41.921	35.017	229.7	10:49:17.626	6		4:34.124	22.676	40.552	27.896	232.2	10:50:48.191
7		3:48.569	2:39.260	41.394	27.915	229.7	10:53:06.195	7		1:31.721	22.628	40.492	28.601	230.7	10:52:19.912
8		1:31.686	22.782	40.808	28.096	232.7	10:54:37.881	8		1:36.928 P	22.823	40.621	33.484	229.2	10:53:56.840
9		1:31.035	22.648	40.490	27.897	233.7	10:56:08.916	9		3:07.798	1:55.482	42.702	29.614	225.0	10:57:04.638
10		1:30.965	22.549	40.610	27.806	233.2	10:57:39.881	10		1:34.406	23.357	42.063	28.986	229.7	10:58:39.044
11		4:30.998	22.565	40.741	27.692	233.2	10:59:10.879	11		1:33.360	23.092	41.455	28.813	229.7	11:00:12.404
12		1:36.834 P	22.698	41.072	33.064	233.2	11:00:47.713	12		1:33.242	22.974	41.651	28.617	229.7	11:01:45.646
13		3:58.358	2:45.778	43.592	28.988	225.4	11:04:46.071	13		1:32.938	22.909	41.408	28.621	230.2	11:03:18.584
14		1:33.252	23.401	41.158	28.693	229.7	11:06:19.323	14		1:32.595	23.018	41.346	28.231	230.2	11:04:51.179
15		1:34.113	23.075	41.234	29.804	231.2	11:07:53.436	15		1:37.447 P	22.940	41.147	33.360	230.7	11:06:28.626
16		1:33.120	23.447	41.082	28.591	230.7	11:09:26.556	16		4:15.033	3:05.243	41.551	28.239	226.4	11:10:43.659
17		1:32.295	23.007	40.853	28.435	231.2	11:10:58.851	17		1:32.252	22.733	41.099	28.420	229.2	11:12:15.911
18		1:31.966	22.917	40.883	28.166	231.2	11:12:30.817	18		1:30.305	22.603	40.092	27.610	230.2	11:13:46.216
19		1:32.155	23.031	40.821	28.303	231.2	11:14:02.972	19		1:30.078	22.509	40.114	27.455	230.2	11:15:16.294
20		1:38.005 P	23.106	40.883	34.016	230.7	11:15:40.977	20		4:30.349	22.581	40.002	27.736	230.2	11:16:46.613
21		3:29.671	2:18.916	41.265	29.490	223.1	11:19:10.648	21		1:34.598 P	22.596	39.917	32.085	230.2	11:18:21.211
22		1:34.262	23.075	42.519	28.668	230.7	11:20:44.910	22		2:46.408	1:35.147	41.965	28.996	227.3	11:21:07.319
23		1:32.632	23.032	40.909	28.691	232.2	11:22:17.542	23		4:32.959	23.000	41.380	28.579	230.7	11:22:40.278
24		1:33.093	23.184	41.091	28.818	231.2	11:23:50.635	24		1:32.636	22.915	41.141	28.580	230.2	11:24:12.914
25		1:32.422	23.147	40.793	28.482	231.2	11:25:23.057	25		1:32.348	22.960	40.973	28.415	230.2	11:25:45.262
26		1:31.913	23.043	40.784	28.086	230.7	11:26:54.970	26		4:34.732	22.805	40.795	28.132	230.2	11:27:16.994
27		1:38.928 P	23.105	41.627	34.196	231.7	11:28:33.898	27		1:36.522 P	22.771	41.027	32.724	230.7	11:28:53.516
28		2:48.714	1:40.176	40.814	27.724	229.2	11:31:22.612								
29		1:30.608	22.715	40.413	27.480	231.7	11:32:53.220								
30		1:31.297	22.523	40.528	28.246	232.7	11:34:24.517								
31		1:30.463	22.555	40.441	27.467	232.2	11:35:54.980								
32		1:30.100	22.457	40.125	27.518	232.2	11:37:25.080								
33		1:30.183	22.509	40.233	27.441	232.7	11:38:55.263								
34		1:34.672 P	22.523	40.037	32.112	232.2	11:40:29.935								





Red Bull Ring
International GT Open
Free Practice - 1
Lap Analysis



22

Shaun Balfe

Audi R8 GT3 LMS 2019

47

Florian Scholze

Mercedes AMG GT3 - 2020

PROAM

Adam Carroll

Balfe Motorsport

PROAM

Nico Bastian

AKM Motorsport

Lap	D	Time	Sector 1	Sector 2	Sector 3	T. Spd	Elapsed	Lap	D	Time	Sector 1	Sector 2	Sector 3	T. Spd	Elapsed
1		10:40:46.945	10:39:33.521	44.273	29.151	207.6	10:40:46.945	1		10:41:33.658	10:40:17.008	46.714	29.936	166.6	10:41:33.658
2		1:32.458	22.991	41.098	28.369	231.7	10:42:19.403	2		1:32.470	22.902	41.478	28.090	228.3	10:43:06.128
3		1:31.572	22.792	40.829	27.951	233.7	10:43:50.975	3		1:31.362	22.683	40.914	27.765	229.7	10:44:37.490
4		1:30.914	22.497	40.598	27.819	234.7	10:45:21.889	4		1:32.232	22.598	41.635	27.999	230.7	10:46:09.722
5		1:30.846	22.437	40.626	27.783	235.2	10:46:52.735	5		1:31.320	22.410	40.709	28.201	231.2	10:47:41.042
6		1:30.874	22.465	40.562	27.847	235.2	10:48:23.609	6		1:31.547	22.675	40.874	27.998	231.2	10:49:12.589
7		1:30.451	22.402	40.460	27.589	236.8	10:49:54.060	7		1:36.429 P	22.651	40.891	32.887	230.2	10:50:49.018
8		1:30.460	22.381	40.279	27.500	235.8	10:51:24.220	8		20:50.222	19:39.882	42.293	28.047	222.6	11:11:39.240
9		1:30.520	22.368	40.366	27.786	234.7	10:52:54.740	9		1:31.074	22.743	40.664	27.667	229.7	11:13:10.314
10		1:35.849 P	22.489	40.502	32.858	235.2	10:54:30.589	10		1:30.616	22.448	40.570	27.598	230.2	11:14:40.930
11		5:23.062	4:10.096	43.599	29.367	177.0	10:59:53.651	11		1:30.726	22.695	40.453	27.578	231.7	11:16:11.656
12		1:33.633	22.995	41.728	28.910	232.2	11:01:27.284	12		1:30.319	22.479	40.336	27.504	232.7	11:17:41.975
13		1:32.119	22.701	41.131	28.287	233.2	11:02:59.403	13		1:30.322	22.314	40.242	27.766	233.2	11:19:12.297
14		1:31.965	22.723	41.138	28.104	234.7	11:04:31.368	14		1:30.780	22.423	40.587	27.770	233.2	11:20:43.077
15		1:31.880	22.670	41.083	28.127	233.7	11:06:03.248	15		1:35.527 P	22.420	40.408	32.699	232.7	11:22:18.604
16		1:31.605	22.716	40.860	28.029	234.2	11:07:34.853	16		5:02.985	3:51.148	42.451	29.386	227.3	11:27:21.589
17		1:31.829	22.809	40.911	28.109	233.7	11:09:06.682	17		1:32.759	22.943	41.282	28.534	231.2	11:28:54.348
18		1:31.918	22.764	41.095	28.059	233.7	11:10:38.600	18		1:32.033	22.729	41.087	28.217	231.2	11:30:26.381
19		1:45.133 P	24.863	43.595	36.675	200.0	11:12:23.733	19		1:31.762	22.629	40.896	28.237	232.2	11:31:58.143
20		6:27.924	5:17.757	41.539	28.628	228.3	11:18:51.657	20		1:31.484	22.542	40.740	28.202	232.2	11:33:29.627
21		1:33.146	23.286	41.353	28.507	232.2	11:20:24.803	21		1:31.854	22.941	40.779	28.134	230.2	11:35:01.481
22		1:31.771	22.649	41.082	28.040	235.2	11:21:56.574	22		1:31.728	22.609	40.778	28.341	232.2	11:36:33.209
23		1:32.331	22.645	41.482	28.204	232.7	11:23:28.905	23		1:30.882	22.493	40.542	27.847	232.2	11:38:04.091
24		1:31.809	22.701	41.102	28.006	231.7	11:25:00.714	24		1:38.318 P	22.414	41.104	34.800	232.2	11:39:42.409
25		1:31.177	22.575	40.726	27.876	232.7	11:26:31.891								
26		1:31.166	22.445	40.924	27.797	232.7	11:28:03.057								
27		1:31.420	22.530	40.809	28.081	233.2	11:29:34.477								
28		1:42.635 P	24.338	43.722	34.575	203.7	11:31:17.112								
29		2:46.122 P	1:24.370	45.244	36.508	208.0	11:34:03.234								

63

Michele Beretta

Lamborghini Huracan GT3 EVO

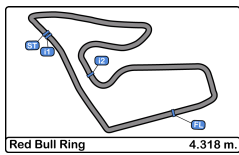
PRO

Frederik Schandorff

Vincenzo Sospiri Racing

Lap	D	Time	Sector 1	Sector 2	Sector 3	T. Spd	Elapsed
1		10:41:22.674	10:40:10.676	43.011	28.987	225.0	10:41:22.674
2		1:31.672	22.787	40.890	27.995	229.2	10:42:54.346
3		1:32.254	22.516	42.007	27.728	231.2	10:44:26.597
4		1:30.644	22.479	40.439	27.726	231.7	10:45:57.241
5		1:30.688	22.670	40.236	27.782	230.7	10:47:27.929
6		1:32.845	23.476	41.507	27.862	225.9	10:49:00.774
7		1:30.352	22.597	40.234	27.521	232.2	10:50:31.126
8		1:35.557 P	22.577	40.463	32.517	231.7	10:52:06.683
9		4:40.424	3:26.433	45.453	28.538	228.3	10:56:47.107
10		1:31.307	22.567	40.789	27.951	232.2	10:58:18.414
11		1:30.887	22.389	40.612	27.886	233.2	10:59:49.301
12		1:30.771	22.548	40.379	27.844	231.2	11:01:20.072
13		1:30.713	22.459	40.605	27.649	232.2	11:02:50.785
14		1:30.796	22.432	40.582	27.782	232.2	11:04:21.581
15		1:36.414 P	23.043	40.423	32.948	230.7	11:05:57.995
16		5:37.454	4:24.043	40.685	32.726	227.3	11:11:35.449
17		1:30.757	22.564	40.382	27.811	232.7	11:13:06.206
18		1:30.343	22.402	40.300	27.641	231.2	11:14:36.549
19		1:30.098	22.480	40.231	27.387	232.7	11:16:06.647
20		1:29.980	22.419	40.151	27.410	232.7	11:17:36.627
21		1:35.174 P	22.438	40.252	32.484	232.7	11:19:11.801
22		3:20.965	2:12.985	40.226	27.754	228.3	11:22:32.766
23		1:34.074	25.455	40.927	27.692	221.3	11:24:06.840
24		1:30.365	22.475	40.398	27.492	233.2	11:25:37.205
25		1:30.049	22.433	40.187	27.429	232.7	11:27:07.254
26		1:35.197	22.385	40.039	32.773	232.7	11:28:42.451
27		1:42.261 P	24.842	42.004	35.415	228.8	11:30:24.712





Red Bull Ring
International GT Open
Free Practice - 1
Lap Analysis



69

Sam De Haan

Aston Martin GT3 AMR MY2019

72

Nick Moss

McLaren 720 S GT3

PRO Charlie Eastwood TF Sport PROAM Joe Osborne Inception Racing

Lap	D	Time	Sector 1	Sector 2	Sector 3	T. Spd	Elapsed	Lap	D	Time	Sector 1	Sector 2	Sector 3	T. Spd	Elapsed
1		10:40:23.575	10:39:11.723	43.417	28.435	204.1	10:40:23.575	1		10:39:59.402 P	10:38:43.830	40.965	34.607	228.3	10:39:59.402
2		1:30.600	22.645	40.524	27.431	232.2	10:41:54.175	2		6:39.006	5:30.098	40.988	27.920	229.2	10:46:38.408
3		1:29.505	22.177	40.166	27.162	234.2	10:43:23.680	3		4:30.804	22.540	40.529	27.735	233.2	10:48:09.212
4		1:29.149	22.157	39.861	27.131	235.8	10:44:52.829	4		4:30.065	22.230	40.374	27.461	235.8	10:49:39.277
5		1:38.869 P	22.250	44.212	32.407	205.7	10:46:31.698	5		1:29.955	22.212	40.256	27.487	236.3	10:51:09.232
6		9:40.686	8:29.045	42.899	28.742	207.6	10:56:12.384	6		1:33.670 P	22.431	40.109	31.130	236.8	10:52:42.902
7		1:31.733	22.613	40.944	28.176	233.7	10:57:44.117	7		3:03.468	1:55.888	40.149	27.431	233.7	10:55:46.370
8		1:30.967	22.458	40.502	28.007	234.7	10:59:15.084	8		4:29.722	22.187	40.121	27.414	237.3	10:57:16.092
9		1:30.736	22.305	40.451	27.980	234.7	11:00:45.820	9		4:33.426 P	22.096	39.843	31.487	237.3	10:58:49.518
10		1:29.838	22.223	40.089	27.526	235.2	11:02:15.658	10		3:17.615	2:10.054	40.065	27.496	233.2	11:02:07.133
11		1:30.200	22.421	40.047	27.732	234.7	11:03:45.858	11		1:29.535	22.224	39.858	27.453	237.3	11:03:36.668
12		1:30.339	22.457	40.121	27.761	234.7	11:05:16.197	12		1:33.186 P	22.198	39.961	31.027	237.3	11:05:09.854
13		1:29.786	22.284	40.036	27.466	235.8	11:06:45.983	13		2:51.984	1:41.116	41.800	29.068	231.2	11:08:01.838
14		1:36.796 P	22.356	40.264	34.176	235.8	11:08:22.779	14		1:33.068	23.048	41.389	28.631	234.7	11:09:34.906
15		15:37.791	14:26.999	42.262	28.530	227.3	11:24:00.570	15		1:33.409	22.819	42.150	28.440	235.8	11:11:08.315
16		1:30.799	22.629	40.372	27.798	232.7	11:25:31.369	16		1:32.330	22.686	41.238	28.406	234.7	11:12:40.645
17		1:30.221	22.375	40.271	27.575	234.2	11:27:01.590	17		4:34.954	22.680	40.962	28.312	234.7	11:14:12.599
18		1:30.151	22.300	40.181	27.670	234.7	11:28:31.741	18		1:31.556	22.651	40.777	28.128	235.8	11:15:44.155
19		1:33.395	22.801	40.265	30.329	235.2	11:30:05.136	19		1:31.239	22.554	40.715	27.970	235.2	11:17:15.394
20		1:29.992	22.308	40.154	27.530	235.8	11:31:35.128	20		1:31.272	22.534	40.822	27.916	235.8	11:18:46.666
21		1:29.766	22.263	40.076	27.427	235.2	11:33:04.894	21		1:31.662	22.621	40.819	28.222	235.8	11:20:18.328
22		1:29.990	22.222	40.141	27.627	235.2	11:34:34.884	22		1:31.182	22.594	40.607	27.981	235.2	11:21:49.510
23		1:36.104 P	22.386	40.495	33.223	236.3	11:36:10.988	23		4:34.059	22.457	40.778	27.824	235.8	11:23:20.569
								24		1:37.688 P	22.551	40.671	34.466	235.8	11:24:58.257
								25		3:44.494	2:34.316	40.740	29.438	231.2	11:28:42.751
								26		1:31.683	22.719	40.813	28.151	235.2	11:30:14.434
								27		1:31.589	22.430	41.065	28.094	236.8	11:31:46.023
								28		1:31.287	22.455	40.708	28.124	235.2	11:33:17.310
								29		1:30.982	22.406	40.481	28.095	235.8	11:34:48.292
								30		1:30.655	22.399	40.525	27.731	236.3	11:36:18.947
								31		4:30.546	22.328	40.450	27.768	235.8	11:37:49.493
								32		1:30.572	22.299	40.423	27.850	236.3	11:39:20.065
								33		1:38.872 P	22.273	40.263	36.336	236.3	11:40:58.937





Red Bull Ring
International GT Open
Free Practice - 1
Lap Analysis



77

Al Faisal Al Zubair

Porsche 911 GT3-R II 2019

777

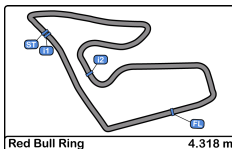
Marcin Jedlinski

Mercedes AMG GT3 - 2020

PRO Andy Soucek Lechner Racing PROAM Karol Basz Olimp Racing

Lap	D	Time	Sector 1	Sector 2	Sector 3	T. Spd	Elapsed	Lap	D	Time	Sector 1	Sector 2	Sector 3	T. Spd	Elapsed
1		10:41:37.981	10:40:22.766	41.956	33.259	225.4	10:41:37.981	1		10:42:26.320	10:41:15.858	41.771	28.691	226.4	10:42:26.320
2		1:30.682	22.429	40.560	27.693	234.7	10:43:08.663	2		1:31.650	22.656	41.143	27.851	232.2	10:43:57.970
3		1:30.022	22.205	40.223	27.594	236.3	10:44:38.685	3		1:30.675	22.338	40.536	27.801	233.7	10:45:28.645
4		1:29.796	22.145	40.158	27.493	237.8	10:46:08.481	4		1:30.355	22.373	40.451	27.531	234.2	10:46:59.000
5		1:35.510 P	22.043	40.871	32.596	236.3	10:47:43.991	5		1:30.385	22.466	40.307	27.612	233.7	10:48:29.385
6		7:29.716	6:20.329	41.144	28.243	228.8	10:55:13.707	6		1:30.047	22.364	40.210	27.473	233.7	10:49:59.432
7		1:31.192	22.540	40.698	27.954	234.7	10:56:44.899	7		4:29.875	22.216	40.191	27.468	234.2	10:51:29.307
8		1:30.192	22.377	40.243	27.572	233.7	10:58:15.091	8		1:36.131 P	22.352	40.140	33.639	234.2	10:53:05.438
9		1:30.623	22.233	40.543	27.847	235.2	10:59:45.714	9		4:53.921	3:45.483	40.420	28.018	229.2	10:57:59.359
10		1:31.304	22.337	41.183	27.784	234.7	11:01:17.018	10		1:30.193	22.385	40.232	27.576	233.7	10:59:29.552
11		1:30.069	22.285	40.395	27.389	234.7	11:02:47.087	11		1:30.105	22.326	40.287	27.492	233.7	11:00:59.657
12		1:29.584	22.286	40.089	27.209	234.7	11:04:16.671	12		1:31.143	22.315	41.042	27.786	234.7	11:02:30.800
13		1:30.515	22.669	40.253	27.593	233.7	11:05:47.186	13		1:30.588	22.258	40.460	27.870	234.7	11:04:01.388
14		1:30.112	22.296	40.220	27.596	235.2	11:07:17.298	14		1:30.180	22.205	40.392	27.583	235.2	11:05:31.568
15		1:35.625 P	22.388	40.326	32.911	234.7	11:08:52.923	15		1:35.442 P	22.350	40.236	32.856	234.7	11:07:07.010
16		4:36.686	3:28.070	40.942	27.674	228.3	11:13:29.609	16		6:28.974	5:18.457	42.056	28.461	225.0	11:13:35.984
17		1:30.709	22.187	40.225	28.297	233.7	11:15:00.318	17		1:54.640 P	22.859	43.818	47.963	230.7	11:15:30.624
18		1:29.707	22.143	40.100	27.464	233.7	11:16:30.025	18		4:09.890	2:59.612	41.796	28.482	226.4	11:19:40.514
19		1:29.661	22.124	40.210	27.327	234.2	11:17:59.686	19		1:32.544	22.791	41.473	28.280	231.7	11:21:13.058
20		1:29.526	22.109	40.178	27.239	234.2	11:19:29.212	20		1:32.250	22.778	41.310	28.162	231.7	11:22:45.308
21		4:29.602	22.214	40.079	27.309	234.2	11:20:58.814	21		1:32.077	22.838	41.123	28.116	232.2	11:24:17.385
22		4:29.559	22.139	40.059	27.361	234.7	11:22:28.373	22		1:31.661	22.806	40.793	28.062	232.2	11:25:49.046
23		1:29.772	22.066	40.150	27.556	235.8	11:23:58.145	23		1:32.769	22.698	41.410	28.661	233.2	11:27:21.815
24		1:29.690	22.201	40.099	27.390	235.2	11:25:27.835	24		1:32.874	23.041	41.642	28.191	231.7	11:28:54.689
25		4:29.707	22.149	40.018	27.540	234.2	11:26:57.542	25		1:32.589	22.862	41.379	28.348	232.7	11:30:27.278
26		1:32.880	22.113	40.478	30.289	234.7	11:28:30.422	26		1:31.842	22.765	41.095	27.982	233.7	11:31:59.120
27		1:29.940	22.282	40.244	27.414	234.2	11:30:00.362	27		1:31.229	22.545	40.795	27.889	233.2	11:33:30.349
28		1:34.340 P	22.122	40.083	32.135	234.2	11:31:34.702	28		1:32.179	22.739	41.357	28.083	232.2	11:35:02.528
								29		1:39.668 P	22.602	41.214	35.852	233.7	11:36:42.196
								30		2:47.590 P	1:31.981	41.602	34.007	223.6	11:39:29.786



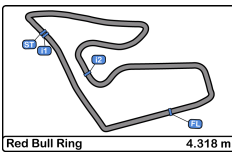


Red Bull Ring
International GT Open
Free Practice - 1
Best Sectors Results



Sector - 1				Sector - 2				Sector - 3				Ideal Lap vs Best Lap				
Clas	Nº	Driver	Time	Nº	Driver	Time	Nº	Driver	Time	Clas	Nº	Driver	Ideal Lap	Best Lap	Clas	
1	77	Faisal Al Zubair - Soucek	22.043	72	Moss - Osborne	39.843	69	De Haan - Eastwood	27.131	1	69	De Haan - Eastwood	1:29.149	1:29.149	1	
2	72	Moss - Osborne	22.096	69	De Haan - Eastwood	39.861	77	Faisal Al Zubair - Soucek	27.209	2	77	Faisal Al Zubair - Soucek	1:29.270	1:29.526	2	
3	69	De Haan - Eastwood	22.157	19	Moulin - Nemoto	39.917	11	Reno Moller - Paverud	27.283	3	72	Moss - Osborne	1:29.353	1:29.535	3	
4	777	Jedlinski - Basz	22.205	15	Hirsch - Schraml	40.009	63	Beretta - Schandorff	27.387	4	15	Hirsch - Schraml	1:29.730	1:30.011	5	
5	7	Iribe - Millroy	22.263	77	Faisal Al Zubair - Soucek	40.018	72	Moss - Osborne	27.414	5	63	Beretta - Schandorff	1:29.811	1:29.980	4	
6	15	Hirsch - Schraml	22.272	17	Tweraser - Seyffert	40.037	17	Tweraser - Seyffert	27.441	6	777	Jedlinski - Basz	1:29.813	1:30.047	7	
7	47	Scholze - Bastian	22.314	63	Beretta - Schandorff	40.039	15	Hirsch - Schraml	27.449	7	19	Moulin - Nemoto	1:29.881	1:30.078	8	
8	5	Jedlinski - Korzeniewski	22.341	777	Jedlinski - Basz	40.140	19	Moulin - Nemoto	27.455	8	7	Iribe - Millroy	1:29.899	1:30.043	6	
9	22	Balfe - Carroll	22.368	7	Iribe - Millroy	40.164	777	Jedlinski - Basz	27.468	9	17	Tweraser - Seyffert	1:29.935	1:30.100	9	
10	11	Reno Moller - Paverud	22.381	47	Scholze - Bastian	40.242	7	Iribe - Millroy	27.472	10	11	Reno Moller - Paverud	1:29.971	1:30.111	10	
11	63	Beretta - Schandorff	22.385	22	Balfe - Carroll	40.279	22	Balfe - Carroll	27.500	11	47	Scholze - Bastian	1:30.060	1:30.319	11	
12	17	Tweraser - Seyffert	22.457	11	Reno Moller - Paverud	40.307	47	Scholze - Bastian	27.504	12	22	Balfe - Carroll	1:30.147	1:30.451	12	
13	19	Moulin - Nemoto	22.509	5	Jedlinski - Korzeniewski	40.433	5	Jedlinski - Korzeniewski	27.728	13	5	Jedlinski - Korzeniewski	1:30.502	1:30.692	13	



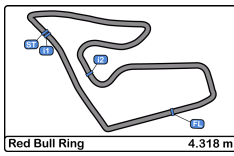


Red Bull Ring
International GT Open
Free Practice - 1
Best 5 Lap Times



Cl	N°	Entrant/Team	Nat	Driver 1	Nat	Driver 2	Nat	Vehicle	Cat	Cl	Best 1		Best 2		Best 3		Best 4		Best 5	
											Time	Lap	Time	Lap	Time	Lap	Time	Lap	Time	Lap
1	69	TF Sport	GBR	Sam De Haan	GBR	Charlie Eastwood	BEL	Aston Martin GT3 AMR MY2019	PRO	1	1:29.149	4	1:29.505	3	1:29.766	21	1:29.786	13	1:29.838	10
2	77	Lechner Racing	AUT	Al Faisal Al Zubair	DMA	Andy Soucek	ESP	Porsche 911 GT3-R II 2019	PRO	2	1:29.526	20	1:29.584	12	1:29.661	19	1:29.690	24	1:29.707	18
3	72	Inception Racing	GBR	Nick Moss	GBR	Joe Osborne	GBR	McLaren 720 S GT3	PROAM	1	1:29.535	11	1:29.955	5	1:30.572	32	1:30.655	30	1:30.982	29
4	63	Vincenzo Sospiri Racing	ITA	Michele Beretta	ITA	Frederik Schandorff	DNK	Lamborghini Huracan GT3 EVO	PRO	3	1:29.980	20	1:30.343	18	1:30.365	24	1:30.644	4	1:30.688	5
5	15	Twin Busch by Equipe Vitesse	DEU	Mario Hirsch	DEU	Dominik Schraml	DEU	Mercedes AMG GT3 - 2020	PROAM	2	1:30.011	7	1:30.483	5	1:30.514	3	1:30.521	19	1:30.848	2
6	7	Inception Racing	GBR	Brendan Iribe	USA	Ollie Millroy	GBR	McLaren 720 S GT3	PROAM	3	1:30.043	15	1:30.115	10	1:30.194	13	1:31.090	30	1:31.181	29
7	777	Olimp Racing	POL	Marcin Jedlinski	POL	Karol Basz	POL	Mercedes AMG GT3 - 2020	PROAM	4	1:30.047	6	1:30.105	11	1:30.180	14	1:30.193	10	1:30.355	4
8	19	Vincenzo Sospiri Racing	ITA	Baptiste Moulin	BEL	Yuki Nemoto	JPN	Lamborghini Huracan GT3 EVO	PRO	4	1:30.078	19	1:30.305	18	1:31.604	5	1:31.721	7	1:32.252	17
9	17	HP Racing International	DEU	Gerhard Tweraser	AUT	Jan Seyffert	DEU	Lamborghini Huracan GT3 EVO	PROAM	5	1:30.100	32	1:30.183	33	1:30.463	31	1:30.608	29	1:30.965	10
10	11	Reno Racing	DNK	Jens Reno Moller	DNK	Marcus Paverud	NOR	Honda NSX GT3 Evo	PROAM	6	1:30.111	35	1:30.171	32	1:30.236	30	1:30.348	34	1:30.437	33
11	47	AKM Motorsport	SMR	Florian Scholze	DEU	Nico Bastian	DEU	Mercedes AMG GT3 - 2020	PROAM	7	1:30.319	12	1:30.322	13	1:30.616	10	1:30.726	11	1:30.780	14
12	22	Balfe Motorsport	GBR	Shaun Balfe	GBR	Adam Carroll	GBR	Audi R8 GT3 LMS 2019	PROAM	8	1:30.451	7	1:30.520	9	1:30.846	5	1:30.874	6	1:30.914	4
13	5	Olimp Racing	POL	Stanislaw Jedlinski	POL	Krystian Korzeniowski	POL	Audi R8 GT3 LMS 2018	AM	1	1:30.692	11	1:30.712	8	1:30.996	7	1:31.130	10	1:31.433	5



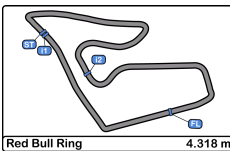


Red Bull Ring
International GT Open
Free Practice - 1
Best 5 Top Speeds



Cl	N°	Entrant/Team	Nat	Driver 1	Nat	Driver 2	Nat	Vehicle	Cat	Cl	Top 1		Top 2		Top 3		Top 4		Top 5		Avg
											Km/h	Lap	Km/h	Lap	Km/h	Lap	Km/h	Lap	Km/h	Lap	
1	77	Lechner Racing	AUT	Al Faisal Al Zubair	CAN	Andy Soucek	ESP	Porsche 911 GT3-R II 2019	PRO	1	237.8	4	236.3	3	236.3	5	235.8	23	235.2	9	236.3
2	5	Olimp Racing	POL	Stanislaw Jedlinski	POL	Krystian Korzeniowski	POL	Audi R8 GT3 LMS 2018	AM	1	237.3	5	236.8	7	236.8	8	236.8	11	236.8	12	236.9
3	72	Inception Racing	GBR	Nick Moss	GBR	Joe Osborne	GBR	McLaren 720 S GT3	PROAM	1	237.3	8	237.3	9	237.3	11	237.3	12	236.8	6	237.2
4	11	Reno Racing	DNK	Jens Reno Moller	DNK	Marcus Paverud	NOR	Honda NSX GT3 Evo	PROAM	2	236.8	8	236.8	11	236.8	12	236.8	13	236.8	18	236.8
5	22	Balfe Motorsport	GBR	Shaun Balfe	GBR	Adam Carroll	GBR	Audi R8 GT3 LMS 2019	PROAM	3	236.8	7	235.8	8	235.2	5	235.2	6	235.2	10	235.7
6	69	TF Sport	GBR	Sam De Haan	GBR	Charlie Eastwood	IRL	Aston Martin GT3 AMR MY2019	PRO	2	236.3	23	235.8	4	235.8	13	235.8	14	235.8	20	235.9
7	7	Inception Racing	GBR	Brendan Iribe	USA	Ollie Millroy	GBR	McLaren 720 S GT3	PROAM	4	235.2	10	235.2	11	234.7	7	234.7	8	234.7	9	234.9
8	777	Olimp Racing	POL	Marcin Jedlinski	POL	Karol Basz	POL	Mercedes AMG GT3 - 2020	PROAM	5	235.2	14	234.7	12	234.7	13	234.7	15	234.2	4	234.7
9	15	Twin Busch by Equipe Vitesse	DEU	Mario Hirsch	DEU	Dominik Schraml	DEU	Mercedes AMG GT3 - 2020	PROAM	6	234.7	4	234.7	6	234.7	7	233.7	8	233.2	3	234.2
10	17	HP Racing International	DEU	Gerhard Tweraser	AUT	Jan Seyffert	DEU	Lamborghini Huracan GT3 EVO	PROAM	7	233.7	9	233.2	10	233.2	11	233.2	12	232.7	8	233.2
11	47	AKM Motorsport	SMR	Florian Scholze	DEU	Nico Bastian	DEU	Mercedes AMG GT3 - 2020	PROAM	8	233.2	13	233.2	14	232.7	12	232.7	15	232.2	19	232.8
12	63	Vincenzo Sospiri Racing	ITA	Michele Beretta	ITA	Frederik Schandorff	DNK	Lamborghini Huracan GT3 EVO	PRO	3	233.2	11	233.2	24	232.7	17	232.7	19	232.7	20	232.9
13	19	Vincenzo Sospiri Racing	ITA	Baptiste Moulin	BEL	Yuki Nemoto	JPN	Lamborghini Huracan GT3 EVO	PRO	4	232.2	6	230.7	3	230.7	4	230.7	7	230.7	15	231.0



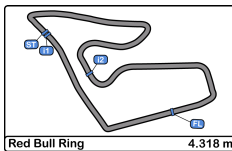


Red Bull Ring
International GT Open
Free Practice - 1
Fastest Laps Sequence



Lap	Time of Day	Session Time	Nº	Entrant/Team	Nat	Driver 1	Nat	Driver 2	Nat	Vehicle	Cat	Time	Km/h
2	10:41:54.175	3:54.175	69	TF Sport		Sam De Haan		Charlie Eastwood		Aston Martin GT3 AMR MY2019	PRO	1:30.600	171.5
3	10:43:23.680	5:23.680	69	TF Sport		Sam De Haan		Charlie Eastwood		Aston Martin GT3 AMR MY2019	PRO	1:29.505	173.6
4	10:44:52.829	6:52.829	69	TF Sport		Sam De Haan		Charlie Eastwood		Aston Martin GT3 AMR MY2019	PRO	1:29.149	174.3





Red Bull Ring
International GT Open
Free Practice - 1
Event Best Maximum Speed



Nº	Entrant/Team	Nat	Driver 1	Nat	Driver 2	Nat	Vehicle	Cat	Km/h	Session
77	Lechner Racing		Al Faisal Al Zubair		Andy Soucek		Porsche 911 GT3-R II 2019	PRO	237.8	Free Practice - 1
5	Olimp Racing		Stanislaw Jedlinski		Krystian Korzeniowski		Audi R8 GT3 LMS 2018	AM	237.3	Free Practice - 1
72	Inception Racing		Nick Moss		Joe Osborne		McLaren 720 S GT3	PROAM	237.3	Free Practice - 1
22	Balfe Motorsport		Shaun Balfe		Adam Carroll		Audi R8 GT3 LMS 2019	PROAM	236.8	Free Practice - 1
11	Reno Racing		Jens Reno Moller		Marcus Paverud		Honda NSX GT3 Evo	PROAM	236.8	Free Practice - 1
69	TF Sport		Sam De Haan		Charlie Eastwood		Aston Martin GT3 AMR MY2019	PRO	236.3	Free Practice - 1
7	Inception Racing		Brendan Iribe		Ollie Millroy		McLaren 720 S GT3	PROAM	235.2	Free Practice - 1
777	Olimp Racing		Marcin Jedlinski		Karol Basz		Mercedes AMG GT3 - 2020	PROAM	235.2	Free Practice - 1
15	Twin Busch by Equipe Vitesse		Mario Hirsch		Dominik Schraml		Mercedes AMG GT3 - 2020	PROAM	234.7	Free Practice - 1
17	HP Racing International		Gerhard Tweraser		Jan Seyffert		Lamborghini Huracan GT3 EVO	PROAM	233.7	Free Practice - 1
63	Vincenzo Sospiri Racing		Michele Beretta		Frederik Schandorff		Lamborghini Huracan GT3 EVO	PRO	233.2	Free Practice - 1
47	AKM Motorsport		Florian Scholze		Nico Bastian		Mercedes AMG GT3 - 2020	PROAM	233.2	Free Practice - 1
19	Vincenzo Sospiri Racing		Baptiste Moulin		Yuki Nemoto		Lamborghini Huracan GT3 EVO	PRO	232.2	Free Practice - 1





Red Bull Ring
International GT Open
Free Practice - 1
Pit Stop Analysis



5 Stanislaw Jedlinski Audi R8 GT3 LMS 2018
 AM Krystian Korzeniowski Olimp Racing

N°	In Day Time	In Time	Out Time	Pit Time	T. Pit Time	Handicap	Penalty
1	11:00:39.074	11:00:39.074	11:06:07.897	5:28.823	5:28.823		
2	11:13:04.766	11:13:04.766	11:17:00.132	3:55.366	9:24.189		

7 Brendan Iribe McLaren 720 S GT3
 PROAM Ollie Millroy Inception Racing

N°	In Day Time	In Time	Out Time	Pit Time	T. Pit Time	Handicap	Penalty
1	10:45:36.136	10:45:36.136	10:51:08.740	5:32.604	5:32.604		
2	11:01:45.822	11:01:45.822	11:04:17.243	2:31.421	8:04.025		
3	11:11:49.300	11:11:49.300	11:14:17.121	2:27.821	10:31.846		

11 Jens Reno Moller Honda NSX GT3 Evo
 PROAM Marcus Paverud Reno Racing

N°	In Day Time	In Time	Out Time	Pit Time	T. Pit Time	Handicap	Penalty
1	10:52:22.059	10:52:22.059	10:54:42.477	2:20.418	2:20.418		
2	11:08:27.021	11:08:27.021	11:09:57.150	1:30.129	3:50.547		
3	11:17:36.665	11:17:36.665	11:20:05.886	2:29.221	6:19.768		

15 Mario Hirsch Mercedes AMG GT3 - 2020
 PROAM Dominik Schraml Twin Busch by Equipe Vitesse

N°	In Day Time	In Time	Out Time	Pit Time	T. Pit Time	Handicap	Penalty
1	10:53:02.075	10:53:02.075	10:58:52.879	5:50.804	5:50.804		
2	11:12:51.080	11:12:51.080	11:17:29.903	4:38.823	10:29.627		
3	11:26:39.019	11:26:39.019	11:28:13.626	1:34.607	12:04.234		

17 Gerhard Tweraser Lamborghini Huracan GT3 EVO
 PROAM Jan Seyffert HP Racing International

N°	In Day Time	In Time	Out Time	Pit Time	T. Pit Time	Handicap	Penalty
1	10:47:15.189	10:47:15.189	10:47:39.247	24.058	24.058		
2	10:49:12.998	10:49:12.998	10:51:35.646	2:22.648	2:46.706		
3	11:00:43.086	11:00:43.086	11:03:10.959	2:27.873	5:14.579		
4	11:15:35.973	11:15:35.973	11:17:37.179	2:01.206	7:15.785		
5	11:28:29.160	11:28:29.160	11:29:52.643	1:23.483	8:39.268		

19 Baptiste Moulin Lamborghini Huracan GT3 EVO
 PRO Yuki Nemoto Vincenzo Sospiri Racing

N°	In Day Time	In Time	Out Time	Pit Time	T. Pit Time	Handicap	Penalty
1	10:41:31.145	10:41:31.145	10:43:10.014	1:38.869	1:38.869		
2	10:53:52.194	10:53:52.194	10:55:30.263	1:38.069	3:16.938		
3	11:06:23.957	11:06:23.957	11:09:12.382	2:48.425	6:05.363		
4	11:18:16.513	11:18:16.513	11:19:34.629	1:18.116	7:23.479		

22 Shaun Balfe Audi R8 GT3 LMS 2019
 PROAM Adam Carroll Balfe Motorsport

N°	In Day Time	In Time	Out Time	Pit Time	T. Pit Time	Handicap	Penalty
1	10:54:25.747	10:54:25.747	10:58:15.570	3:49.823	3:49.823		
2	11:12:18.818	11:12:18.818	11:17:19.344	5:00.526	8:50.349		
3	11:31:13.182	11:31:13.182	11:32:19.827	1:06.645	9:56.994		

47 Florian Scholze Mercedes AMG GT3 - 2020
 PROAM Nico Bastian AKM Motorsport

N°	In Day Time	In Time	Out Time	Pit Time	T. Pit Time	Handicap	Penalty
1	10:50:44.353	10:50:44.353	11:10:06.966	19:22.613	19:22.613		
2	11:22:14.016	11:22:14.016	11:25:47.601	3:33.585	22:56.198		

63 Michele Beretta Lamborghini Huracan GT3 EVO
 PRO Frederik Schandorff Vincenzo Sospiri Racing

N°	In Day Time	In Time	Out Time	Pit Time	T. Pit Time	Handicap	Penalty
1	10:52:02.057	10:52:02.057	10:55:11.732	3:09.675	3:09.675		
2	11:05:53.341	11:05:53.341	11:10:00.927	4:07.586	7:17.261		
3	11:19:07.060	11:19:07.060	11:21:03.544	1:56.484	9:13.745		

69 Sam De Haan Aston Martin GT3 AMR MY2019
 PRO Charlie Eastwood TF Sport

N°	In Day Time	In Time	Out Time	Pit Time	T. Pit Time	Handicap	Penalty
1	10:46:27.097	10:46:27.097	10:54:38.671	8:11.574	8:11.574		
2	11:08:18.206	11:08:18.206	11:22:28.156	14:09.950	22:21.524		

72 Nick Moss McLaren 720 S GT3
 PROAM Joe Osborne Inception Racing

N°	In Day Time	In Time	Out Time	Pit Time	T. Pit Time	Handicap	Penalty
1	10:39:54.638	10:39:54.638	10:45:08.725	5:14.087	5:14.087		
2	10:52:38.332	10:52:38.332	10:54:18.305	1:39.973	6:54.060		
3	10:58:44.871	10:58:44.871	11:00:39.198	1:54.327	8:48.387		
4	11:05:05.320	11:05:05.320	11:06:28.994	1:23.674	10:12.061		
5	11:24:53.671	11:24:53.671	11:27:10.734	2:17.063	12:29.124		

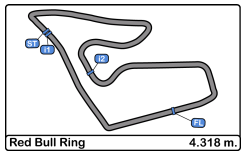
77 Al Faisal Al Zubair Porsche 911 GT3-R II 2019
 PRO Andy Soucek Lechner Racing

N°	In Day Time	In Time	Out Time	Pit Time	T. Pit Time	Handicap	Penalty
1	10:47:39.374	10:47:39.374	10:53:42.656	6:03.282	6:03.282		
2	11:08:48.266	11:08:48.266	11:11:59.958	3:11.692	9:14.974		

777 Marcin Jedlinski Mercedes AMG GT3 - 2020
 PROAM Karol Basz Olimp Racing

N°	In Day Time	In Time	Out Time	Pit Time	T. Pit Time	Handicap	Penalty
1	10:53:00.814	10:53:00.814	10:56:29.758	3:28.944	3:28.944		
2	11:07:02.291	11:07:02.291	11:12:03.045	5:00.754	8:29.698		
3	11:15:25.704	11:15:25.704	11:18:07.032	2:41.328	11:11.026		
4	11:36:37.582	11:36:37.582	11:37:49.939	1:12.357	12:23.383		

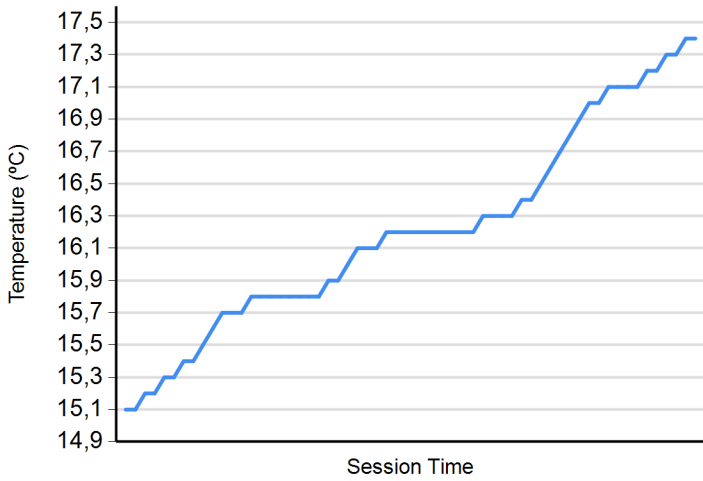




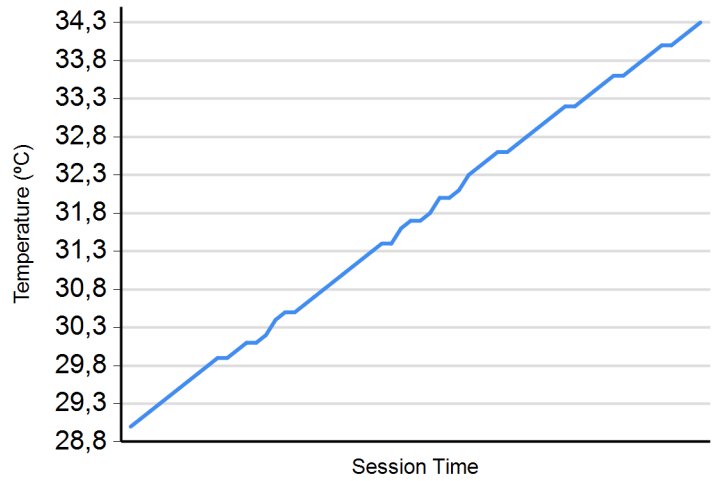
Red Bull Ring
International GT Open
Free Practice - 1
Weather Report



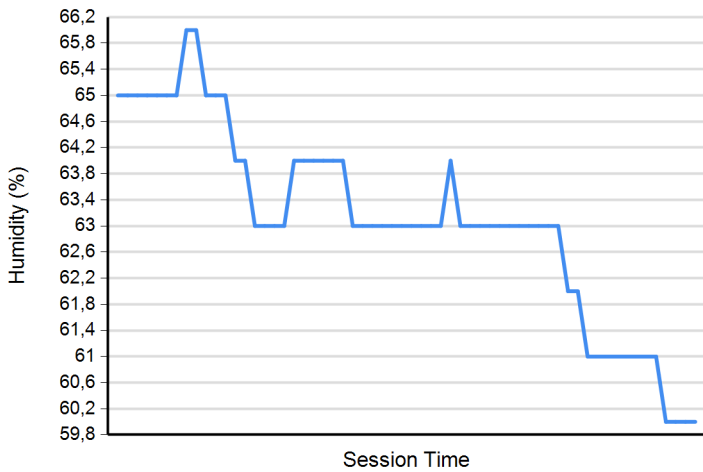
Air Temperature



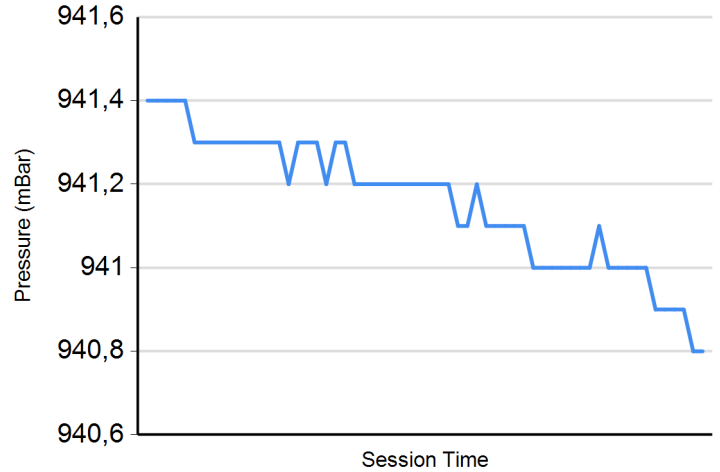
Track Temperature



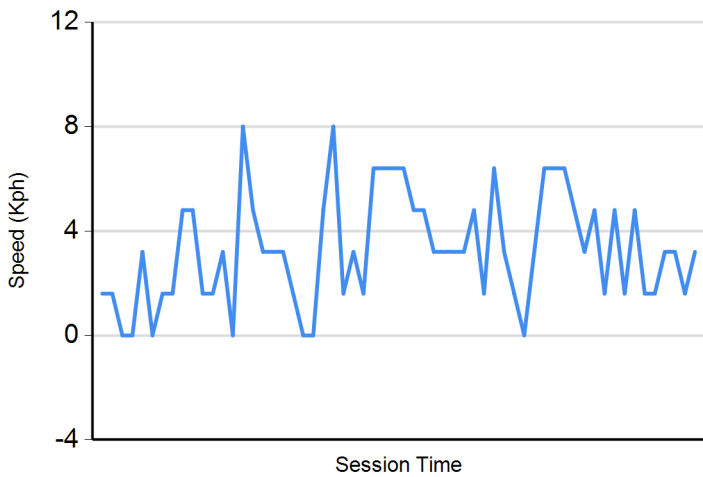
Humidity



Pressure



Wind Speed



Wind direction

North = 0°/360° Est = 90° South = 180° West = 270°

