

Red Bull Ring
International GT Open
Qualifying - 2 Driver - 2
Provisional Results



Cls	Nº	Entrant/Team	Nat	Driver 1	Nat	Driver 2	Nat	Vehicle	Cat	Cls	Laps	Best	Time	Gap	Interval	Km/h
1	69	TF Sport	GBR	Sam De Haan	GBR	Charlie Eastwood	IRL	Aston Martin GT3 AMR MY2019	PRO	1	12	9	1:28.072			176.5
2	77	Lechner Racing	AUT	Al Faisal Al Zubair	OMN	Andy Soucek	ESP	Porsche 911 GT3-R II 2019	PRO	2	7	6	1:28.591	0.519	0.519	175.4
3	777	Olimp Racing	POL	Marcin Jedlinski	POL	Karol Basz	POL	Mercedes AMG GT3 - 2020	PROAM	1	11	8	1:28.609	0.537	0.018	175.4
4	63	Vincenzo Sospiri Racing	ITA	Michele Beretta	ITA	Frederik Schandorff	DNK	Lamborghini Huracan GT3 EVO	PRO	3	12	8	1:28.620	0.548	0.011	175.4
5	22	Balfe Motorsport	GBR	Shaun Balfe	GBR	Adam Carroll	GBR	Audi R8 GT3 LMS 2019	PROAM	2	17	12	1:28.728	0.656	0.108	175.1
6	7	Inception Racing	GBR	Brendan Iribe	USA	Ollie Millroy	GBR	McLaren 720 S GT3	PROAM	3	17	13	1:28.784	0.712	0.056	175.0
7	19	Vincenzo Sospiri Racing	ITA	Baptiste Moulin	BEL	Yuki Nemoto	JPN	Lamborghini Huracan GT3 EVO	PRO	4	14	13	1:28.868	0.796	0.084	174.9
8	11	Reno Racing	DNK	Jens Reno Moller	DNK	Marcus Paverud	NOR	Honda NSX GT3 Evo	PROAM	4	13	12	1:29.020	0.948	0.152	174.6
9	72	Inception Racing	GBR	Nick Moss	GBR	Joe Osborne	GBR	McLaren 720 S GT3	PROAM	5	20	19	1:29.073	1.001	0.053	174.5
10	15	Twin Busch by Equipe Vitesse	DEU	Mario Hirsch	DEU	Dominik Schraml	DEU	Mercedes AMG GT3 - 2020	PROAM	6	5	4	1:29.189	1.117	0.116	174.2
11	5	Olimp Racing	POL	Stanislaw Jedlinski	POL	Krystian Korzeniowski	POL	Audi R8 GT3 LMS 2018	AM	1	18	14	1:29.232	1.160	0.043	174.2
12	47	AKM Motorsport	SRB	Nico Bastian	DEU	Florian Scholze	DEU	Mercedes AMG GT3 - 2020	PROAM	7	16	14	1:29.479	1.407	0.247	173.7
13	17	HP Racing International	DEU	Gerhard Tweraser	AUT	Jan Seyffert	DEU	Lamborghini Huracan GT3 EVO	PROAM	8	15	14	1:29.501	1.429	0.022	173.6

*** PENALTIES**

CAR 7 TIME 1:31.645 DELETED TRACK LIMITS AT T 10

CAR 5 TIME 1:31.067 DELETED TRACK LIMITS AT T 10

CAR 11 TIME 1:32.890 DELETED TRACK LIMITS AT T 9 AND 10

CAR 5 TIME 1:30.343 DELETED TRACK LIMITS AT T 9

CAR 17 TIME 1:30.732 DELETED TRACK LIMITS AT T 10

CAR 17 TIME 1:30.166 DELETED TRACK LIMITS AT T 9 AND 10

CAR 72 TIME 1:35.631 DELETED TRACK LIMITS AT T 10

CAR 11 TIME 3:55.720 DELETED TRACK LIMITS AT T 10

CAR 17 TIME 1:30.576 DELETED TRACK LIMITS AT T 10

CAR 5 TIME 3:11.236 DELETED TRACK LIMITS AT T 9 AND 10

CAR 7 TIME 1:28.858 DELETED TRACK LIMITS AT T 1

CAR 5 TIME 1:29.387 DELETED TRACK LIMITS AT T 9

CAR 11 TIME 1:29.489 DELETED TRACK LIMITS AT T 9

CAR 5 TIME 1:29.280 DELETED TRACK LIMITS AT T 10

CAR 7 TIME 1:29.293 DELETED TRACK LIMITS AT T 1

CAR 72 TIME 1:30.337 DELETED TRACK LIMITS AT T 9

CAR 5 TIME 1:30.950 DELETED TRACK LIMITS AT T 9

CAR 47 TIME 1:29.571 DELETED TRACK LIMITS AT T 9

CAR 17 TIME 8:43.344 DELETED TRACK LIMITS AT T 10

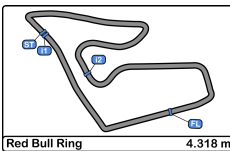
CAR 17 TIME 1:29.616 DELETED TRACK LIMITS AT T 10

Published at:.....

Track Temp: 17.3 °C Air Temp: 13.3 °C Humidity: 91 % Track Status: DRY

Stewards:	Race Director:	Timekeeper: Luis Angel Garcia Nuñez JOB/I-0020-ESP
------------------	-----------------------	--





Red Bull Ring
International GT Open
Qualifying - 2 Driver - 2



Provisional Results

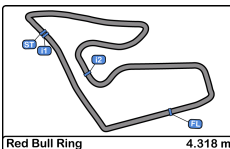
- Red Bull Ring 4.318 m.
- CAR 72 TIME 1:29.224 DELETED TRACK LIMITS AT T 9
 - CAR 17 TIME 1:29.538 DELETED TRACK LIMITS AT T 10
 - CAR 17 TIME 1:29.591 DELETED TRACK LIMITS AT T 10
 - CAR 11 TIME 1:29.085 DELETED TRACK LIMITS AT T 1
 - CAR 7 TIME 1:28.893 DELETED TRACK LIMITS AT T 9
 - CAR 17 TIME 1:29.874 DELETED TRACK LIMITS AT T 9
 - CAR 22 TIME 1:28.784 DELETED TRACK LIMITS AT T 9
 - CAR 72 TIME 1:29.419 DELETED TRACK LIMITS AT T 9
 - CAR 7 TIME 1:28.542 DELETED TRACK LIMITS AT T 9
 - CAR 5 TIME 1:29.280 DELETED TRACK LIMITS AT T 9
 - CAR 7 TIME 1:28.806 DELETED TRACK LIMITS AT T 9 AND 10
 - CAR 5 TIME 1:29.316 DELETED TRACK LIMITS AT T 10

Published at:.....

Track Temp: 17.3 °C Air Temp: 13.3 °C Humidity: 91 % Track Status: DRY

Stewards:	Race Director:	Timekeeper: Luis Angel García Nuñez JOB/I-0020-ESP
------------------	-----------------------	--





Red Bull Ring
International GT Open
Qualifying - 2 Driver - 2
Provisional Results by Category



Cls	Nº	Entrant/Team	Nat	Driver 1	Nat	Driver 2	Nat	Vehicle	Cat	Cls	Laps	Best	Time	Gap	Interval	Km/h
PRO																
1	69	TF Sport	GBR	Sam De Haan	GBR	<u>Charlie Eastwood</u>	IRL	Aston Martin GT3 AMR MY2019	PRO	1	12	9	1:28.072			176.5
2	77	Lechner Racing	AUT	<u>Al Faisal Al Zubair</u>	OMN	Andy Soucek	ESP	Porsche 911 GT3-R II 2019	PRO	2	7	6	1:28.591	0.519	0.519	175.4
3	63	Vincenzo Sospiri Racing	ITA	Michele Beretta	ITA	<u>Frederik Schandorff</u>	DNK	Lamborghini Huracan GT3 EVO	PRO	3	12	8	1:28.620	0.548	0.029	175.4
4	19	Vincenzo Sospiri Racing	ITA	<u>Baptiste Moulin</u>	BEL	Yuki Nemoto	JPN	Lamborghini Huracan GT3 EVO	PRO	4	14	13	1:28.868	0.796	0.248	174.9
PROAM																
1	777	Olimp Racing	POL	Marcin Jedlinski	POL	<u>Karol Basz</u>	POL	Mercedes AMG GT3 - 2020	PROAM	1	11	8	1:28.609			175.4
2	22	Balfe Motorsport	GBR	Shaun Balfe	GBR	<u>Adam Carroll</u>	GBR	Audi R8 GT3 LMS 2019	PROAM	2	17	12	1:28.728	0.119	0.119	175.1
3	7	Inception Racing	GBR	Brendan Iribe	USA	<u>Ollie Millroy</u>	GBR	McLaren 720 S GT3	PROAM	3	17	13	1:28.784	0.175	0.056	175.0
4	11	Reno Racing	DNK	Jens Reno Moller	DNK	<u>Marcus Paverud</u>	GBR	Honda NSX GT3 Evo	PROAM	4	13	12	1:29.020	0.411	0.236	174.6
5	72	Inception Racing	GBR	<u>Nick Moss</u>	GBR	Joe Osborne	GBR	McLaren 720 S GT3	PROAM	5	20	19	1:29.073	0.464	0.053	174.5
6	15	Twin Busch by Equipe Vitesse	DEU	Mario Hirsch	DEU	<u>Dominik Schraml</u>	DEU	Mercedes AMG GT3 - 2020	PROAM	6	5	4	1:29.189	0.580	0.116	174.2
7	47	AKM Motorsport	SVK	Nico Bastian	DEU	<u>Florian Scholze</u>	DEU	Mercedes AMG GT3 - 2020	PROAM	7	16	14	1:29.479	0.870	0.290	173.7
8	17	HP Racing International	DEU	Gerhard Tweraser	AUT	<u>Jan Seyffert</u>	DEU	Lamborghini Huracan GT3 EVO	PROAM	8	15	14	1:29.501	0.892	0.022	173.6
AM																
1	5	Olimp Racing	POL	Stanislaw Jedlinski	POL	<u>Krystian Korzeniowski</u>	POL	Audi R8 GT3 LMS 2018	AM	1	18	14	1:29.232			174.2

*** PENALTIES**

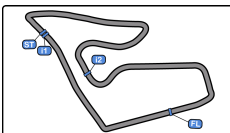
- CAR 7 TIME 1:31.645 DELETED TRACK LIMITS AT T 10
- CAR 5 TIME 1:31.067 DELETED TRACK LIMITS AT T 10
- CAR 11 TIME 1:32.890 DELETED TRACK LIMITS AT T 9 AND 10
- CAR 5 TIME 1:30.343 DELETED TRACK LIMITS AT T 9
- CAR 17 TIME 1:30.732 DELETED TRACK LIMITS AT T 10
- CAR 17 TIME 1:30.166 DELETED TRACK LIMITS AT T 9 AND 10
- CAR 72 TIME 1:35.631 DELETED TRACK LIMITS AT T 10
- CAR 11 TIME 3:55.720 DELETED TRACK LIMITS AT T 10
- CAR 17 TIME 1:30.576 DELETED TRACK LIMITS AT T 10
- CAR 5 TIME 3:11.236 DELETED TRACK LIMITS AT T 9 AND 10
- CAR 7 TIME 1:28.858 DELETED TRACK LIMITS AT T 1
- CAR 5 TIME 1:29.387 DELETED TRACK LIMITS AT T 9
- CAR 11 TIME 1:29.489 DELETED TRACK LIMITS AT T 9
- CAR 5 TIME 1:29.280 DELETED TRACK LIMITS AT T 10
- CAR 7 TIME 1:29.293 DELETED TRACK LIMITS AT T 1

Published at:.....

Track Temp: 17.3 °C Air Temp: 13.3 °C Humidity: 91 % Track Status: DRY

Stewards:	Race Director:	Timekeeper: Luis Angel Garcia Nuñez JOB/I-0020-ESP
------------------	-----------------------	--





Red Bull Ring
International GT Open
Qualifying - 2 Driver - 2



Provisional Results by Category

Red Bull Ring 4.318 m.

- CAR 72 TIME 1:30.337 DELETED TRACK LIMITS AT T 9
- CAR 5 TIME 1:30.950 DELETED TRACK LIMITS AT T 9
- CAR 47 TIME 1:29.571 DELETED TRACK LIMITS AT T 9
- CAR 17 TIME 8:43.344 DELETED TRACK LIMITS AT T 10
- CAR 17 TIME 1:29.616 DELETED TRACK LIMITS AT T 10
- CAR 72 TIME 1:29.224 DELETED TRACK LIMITS AT T 9
- CAR 17 TIME 1:29.538 DELETED TRACK LIMITS AT T 10
- CAR 17 TIME 1:29.591 DELETED TRACK LIMITS AT T 10
- CAR 11 TIME 1:29.085 DELETED TRACK LIMITS AT T 1
- CAR 7 TIME 1:28.893 DELETED TRACK LIMITS AT T 9
- CAR 17 TIME 1:29.874 DELETED TRACK LIMITS AT T 9
- CAR 22 TIME 1:28.784 DELETED TRACK LIMITS AT T 9
- CAR 72 TIME 1:29.419 DELETED TRACK LIMITS AT T 9
- CAR 7 TIME 1:28.542 DELETED TRACK LIMITS AT T 9
- CAR 5 TIME 1:29.280 DELETED TRACK LIMITS AT T 9
- CAR 7 TIME 1:28.806 DELETED TRACK LIMITS AT T 9 AND 10
- CAR 5 TIME 1:29.316 DELETED TRACK LIMITS AT T 10

Published at:.....

Track Temp: 17.3 °C Air Temp: 13.3 °C Humidity: 91 % Track Status: DRY

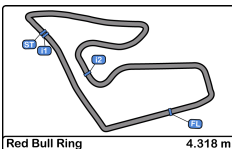
Stewards:

Race Director:

Timekeeper: Luis Angel Garcia Nuñez

JOB/I-0020-ESP





Red Bull Ring
International GT Open
Qualifying - 2 Driver - 2
Provisional Results by Class



Cls	Nº	Entrant/Team	Nat	Driver 1	Nat	Driver 2	Nat	Vehicle	Cat	Cls	Laps	Best	Time	Gap	Interval	Km/h
International GT Open																
1	69	TF Sport	GBR	Sam De Haan	GBR	Charlie Eastwood	ITA	Aston Martin GT3 AMR MY2019	PRO	1	12	9	1:28.072			176.5
2	77	Lechner Racing	AUT	Al Faisal Al Zubair	OMN	Andy Soucek	ESP	Porsche 911 GT3-R II 2019	PRO	2	7	6	1:28.591	0.519	0.519	175.4
3	777	Olimp Racing	POL	Marcin Jedlinski	POL	Karol Basz	POL	Mercedes AMG GT3 - 2020	PROAM	1	11	8	1:28.609	0.537	0.018	175.4
4	63	Vincenzo Sospiri Racing	ITA	Michele Beretta	ITA	Frederik Schandorff	DNK	Lamborghini Huracan GT3 EVO	PRO	3	12	8	1:28.620	0.548	0.011	175.4
5	22	Balfe Motorsport	GBR	Shaun Balfe	GBR	Adam Carroll	GBR	Audi R8 GT3 LMS 2019	PROAM	2	17	12	1:28.728	0.656	0.108	175.1
6	7	Inception Racing	USA	Brendan Iribe	USA	Ollie Millroy	GBR	McLaren 720 S GT3	PROAM	3	17	13	1:28.784	0.712	0.056	175.0
7	19	Vincenzo Sospiri Racing	ITA	Baptiste Moulin	BEL	Yuki Nemoto	JPN	Lamborghini Huracan GT3 EVO	PRO	4	14	13	1:28.868	0.796	0.084	174.9
8	11	Reno Racing	DNK	Jens Reno Moller	DNK	Marcus Paverud	NOR	Honda NSX GT3 Evo	PROAM	4	13	12	1:29.020	0.948	0.152	174.6
9	72	Inception Racing	GBR	Nick Moss	GBR	Joe Osborne	GBR	McLaren 720 S GT3	PROAM	5	20	19	1:29.073	1.001	0.053	174.5
10	15	Twin Busch by Equipe Vitesse	DEU	Mario Hirsch	DEU	Dominik Schraml	DEU	Mercedes AMG GT3 - 2020	PROAM	6	5	4	1:29.189	1.117	0.116	174.2
11	5	Olimp Racing	POL	Stanislaw Jedlinski	POL	Krystian Korzeniowski	POL	Audi R8 GT3 LMS 2018	AM	1	18	14	1:29.232	1.160	0.043	174.2
12	47	AKM Motorsport	SMR	Nico Bastian	DEU	Florian Scholze	DEU	Mercedes AMG GT3 - 2020	PROAM	7	16	14	1:29.479	1.407	0.247	173.7
13	17	HP Racing International	DEU	Gerhard Tweraser	AUT	Jan Seyffert	DEU	Lamborghini Huracan GT3 EVO	PROAM	8	15	14	1:29.501	1.429	0.022	173.6

*** PENALTIES**

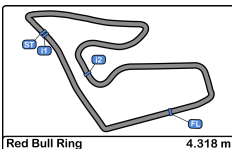
- CAR 7 TIME 1:31.645 DELETED TRACK LIMITS AT T 10
- CAR 5 TIME 1:31.067 DELETED TRACK LIMITS AT T 10
- CAR 11 TIME 1:32.890 DELETED TRACK LIMITS AT T 9 AND 10
- CAR 5 TIME 1:30.343 DELETED TRACK LIMITS AT T 9
- CAR 17 TIME 1:30.732 DELETED TRACK LIMITS AT T 10
- CAR 17 TIME 1:30.166 DELETED TRACK LIMITS AT T 9 AND 10
- CAR 72 TIME 1:35.631 DELETED TRACK LIMITS AT T 10
- CAR 11 TIME 3:55.720 DELETED TRACK LIMITS AT T 10
- CAR 17 TIME 1:30.576 DELETED TRACK LIMITS AT T 10
- CAR 5 TIME 3:11.236 DELETED TRACK LIMITS AT T 9 AND 10
- CAR 7 TIME 1:28.858 DELETED TRACK LIMITS AT T 1
- CAR 5 TIME 1:29.387 DELETED TRACK LIMITS AT T 9
- CAR 11 TIME 1:29.489 DELETED TRACK LIMITS AT T 9
- CAR 5 TIME 1:29.280 DELETED TRACK LIMITS AT T 10
- CAR 7 TIME 1:29.293 DELETED TRACK LIMITS AT T 1
- CAR 72 TIME 1:30.337 DELETED TRACK LIMITS AT T 9
- CAR 5 TIME 1:30.950 DELETED TRACK LIMITS AT T 9
- CAR 47 TIME 1:29.571 DELETED TRACK LIMITS AT T 9

Published at:.....

Track Temp: 17.3 °C Air Temp: 13.3 °C Humidity: 91 % Track Status: DRY

Stewards:	Race Director:	Timekeeper: Luis Angel Garcia Nuñez <i>[Signature]</i> JOB/I-0020-ESP
------------------	-----------------------	--





Red Bull Ring
International GT Open
Qualifying - 2 Driver - 2



Provisional Results by Class

Red Bull Ring 4.318 m.

- CAR 17 TIME 8:43.344 DELETED TRACK LIMITS AT T 10
- CAR 17 TIME 1:29.616 DELETED TRACK LIMITS AT T 10
- CAR 72 TIME 1:29.224 DELETED TRACK LIMITS AT T 9
- CAR 17 TIME 1:29.538 DELETED TRACK LIMITS AT T 10
- CAR 17 TIME 1:29.591 DELETED TRACK LIMITS AT T 10
- CAR 11 TIME 1:29.085 DELETED TRACK LIMITS AT T 1
- CAR 7 TIME 1:28.893 DELETED TRACK LIMITS AT T 9
- CAR 17 TIME 1:29.874 DELETED TRACK LIMITS AT T 9
- CAR 22 TIME 1:28.784 DELETED TRACK LIMITS AT T 9
- CAR 72 TIME 1:29.419 DELETED TRACK LIMITS AT T 9
- CAR 7 TIME 1:28.542 DELETED TRACK LIMITS AT T 9
- CAR 5 TIME 1:29.280 DELETED TRACK LIMITS AT T 9
- CAR 7 TIME 1:28.806 DELETED TRACK LIMITS AT T 9 AND 10
- CAR 5 TIME 1:29.316 DELETED TRACK LIMITS AT T 10

Published at:.....

Track Temp: 17.3 °C Air Temp: 13.3 °C Humidity: 91 % Track Status: DRY

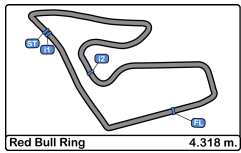
Stewards:

Race Director:

Timekeeper: Luis Angel García Nuñez

JOB/I-0020-ESP





Red Bull Ring
International GT Open
Qualifying - 2 Driver - 2
Lap Analysis



5 Stanislaw Jedlinski Audi R8 GT3 LMS 2018 **11** Jens Reno Moller Honda NSX GT3 Evo

AM Krystian Korzeniewski Olimp Racing PROAM Marcus Paverud Reno Racing

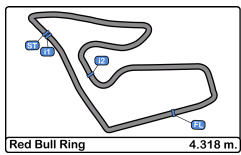
Lap	D	Time	Sector 1	Sector 2	Sector 3	T. Spd	Elapsed	Lap	D	Time	Sector 1	Sector 2	Sector 3	T. Spd	Elapsed
1	2	9:01:46.430	9:00:35.150	41.698	29.582	214.7	9:01:46.430	1	2	9:02:54.323	9:01:31.560	51.748	31.015	145.3	9:02:54.323
2	2	4:31.067	22.613	40.663	27.791	219.9	9:03:17.497	2	2	4:32.890	23.121	41.535	28.234	218.6	9:04:27.213
3	2	4:30.343	22.418	40.328	27.597	220.8	9:04:47.840	3	2	1:36.477 P	22.601	41.046	32.830	219.9	9:06:03.690
4	2	1:30.220	22.407	40.354	27.459	220.8	9:06:18.060	4	2	9:55.720	2:45.978	41.835	27.907	216.0	9:09:59.410
5	2	1:35.845 P	22.661	40.331	32.853	220.4	9:07:53.905	5	2	1:29.583	22.403	40.123	27.057	219.9	9:11:28.993
6	2	3:41.236	2:01.814	42.167	27.255	162.1	9:11:05.141	6	2	4:29.489	22.114	39.956	27.419	219.9	9:12:58.482
7	2	4:29.387	22.360	39.868	27.159	220.8	9:12:34.528	7	2	1:37.952 P	22.174	40.182	35.596	219.9	9:14:36.434
8	2	4:29.280	22.285	39.811	27.184	221.7	9:14:03.808	8	2	9:47.493	8:37.533	41.579	28.381	204.5	9:24:23.927
9	2	4:30.950	22.903	40.753	27.294	218.6	9:15:34.758	9	2	1:29.423	22.244	39.987	27.192	220.8	9:25:53.350
10	2	1:29.547	22.319	39.961	27.267	221.3	9:17:04.305	10	2	4:29.085	22.173	39.873	27.039	219.9	9:27:22.435
11	2	1:35.326 P	22.243	40.558	32.525	221.7	9:18:39.631	11	2	1:29.041	22.165	39.925	26.951	220.8	9:28:51.476
12	2	5:17.738	4:07.974	41.896	27.868	216.4	9:23:57.369	12	2	1:29.020	22.111	39.898	27.011	220.8	9:30:20.496
13	2	1:29.430	22.358	39.876	27.196	220.8	9:25:26.799	13	2	1:46.522 P	24.412	46.653	35.457	168.4	9:32:07.018
14	2	1:29.232	22.241	39.869	27.122	219.9	9:26:56.031	15 Mario Hirsch Mercedes AMG GT3 - 2020							
15	2	1:30.372	22.209	39.809	28.354	220.8	9:28:26.403	PROAM Dominik Schraml Twin Busch by Equipe Vitesse							
16	2	4:29.280	22.267	39.727	27.286	221.3	9:29:55.683	Lap D Time Sector 1 Sector 2 Sector 3 T. Spd Elapsed							
17	2	4:29.316	22.249	39.901	27.166	221.3	9:31:24.999	1	2	9:16:39.524	9:15:31.229	40.857	27.438	210.9	9:16:39.524
18	2	1:40.216 P	25.385	41.380	33.451	211.3	9:33:05.215	2	2	1:29.870	22.674	39.995	27.201	216.4	9:18:09.394
								3	2	1:29.303	22.163	39.740	27.400	217.3	9:19:38.697
								4	2	1:29.189	22.180	39.835	27.174	218.1	9:21:07.886
								5	2	1:34.296 P	22.232	39.985	32.079	218.1	9:22:42.182

7 Brendan Iribe McLaren 720 S GT3

PROAM Ollie Millroy Inception Racing

Lap	D	Time	Sector 1	Sector 2	Sector 3	T. Spd	Elapsed	Lap	D	Time	Sector 1	Sector 2	Sector 3	T. Spd	Elapsed
1	2	9:01:43.333	9:00:31.123	43.409	28.801	170.8	9:01:43.333	17 Gerhard Tweraser Lamborghini Huracan GT3 EVO							
2	2	4:31.645	22.714	41.078	27.853	219.5	9:03:14.978	PROAM Jan Seyffert HP Racing International							
3	2	1:31.093	22.413	40.806	27.874	221.3	9:04:46.071	Lap D Time Sector 1 Sector 2 Sector 3 T. Spd Elapsed							
4	2	1:35.110 P	22.257	40.536	32.317	222.6	9:06:21.181	1	2	9:04:11.385	9:03:00.586	42.534	28.265	203.0	9:04:11.385
5	2	2:36.667	1:26.180	42.938	27.549	175.8	9:08:57.848	2	2	4:30.732	22.554	40.559	27.619	217.7	9:05:42.117
6	2	1:29.290	22.052	40.046	27.192	223.1	9:10:27.138	3	2	1:30.241	22.268	40.306	27.667	219.0	9:07:12.358
7	2	4:29.858	22.028	39.684	27.146	223.6	9:11:55.996	4	2	4:30.166	22.461	40.375	27.330	218.1	9:08:42.524
8	2	1:29.142	21.988	39.824	27.330	223.1	9:13:25.138	5	2	4:30.576	22.692	40.419	27.465	217.7	9:10:13.100
9	2	4:29.293	22.180	39.877	27.236	223.1	9:14:54.431	6	2	1:36.752 P	23.432	40.942	32.378	216.0	9:11:49.852
10	2	1:34.094 P	22.116	40.054	31.924	223.6	9:16:28.525	7	2	8:43.344	7:34.545	40.987	27.812	208.4	9:20:33.196
11	2	6:53.288	5:44.853	40.721	27.714	204.5	9:23:21.813	8	2	1:29.610	22.271	40.120	27.219	217.3	9:22:02.806
12	2	1:29.080	22.111	39.820	27.149	222.2	9:24:50.893	9	2	4:29.616	22.424	40.079	27.113	218.1	9:23:32.422
13	2	1:28.784	21.929	39.779	27.076	223.6	9:26:19.677	10	2	4:29.538	22.283	40.066	27.189	218.1	9:25:01.960
14	2	4:29.893	21.992	39.852	27.049	224.5	9:27:48.570	11	2	4:29.594	22.310	40.005	27.276	218.6	9:26:31.551
15	2	4:29.542	21.925	39.659	26.958	223.6	9:29:17.112	12	2	4:29.874	22.382	40.112	27.380	219.0	9:28:01.425
16	2	4:29.806	21.915	39.797	27.094	224.0	9:30:45.918	13	2	1:29.547	22.370	40.020	27.157	218.1	9:29:30.972
17	2	1:43.763 P	22.952	44.100	36.711	174.1	9:32:29.681	14	2	1:29.501	22.271	40.078	27.152	218.1	9:31:00.473
								15	2	1:41.789 P	22.879	42.202	36.708	216.8	9:32:42.262





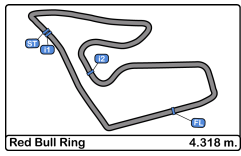
Red Bull Ring
International GT Open
Qualifying - 2 Driver - 2
Lap Analysis



19							63															
PRO			Yuki Nemoto				Lamborghini Huracan GT3 EVO				PRO			Frederik Schandorff								
Lap	D	Time	Sector 1	Sector 2	Sector 3	T. Spd	Elapsed	Lap	D	Time	Sector 1	Sector 2	Sector 3	T. Spd	Elapsed							
1	1	9:03:03.218	9:01:53.177	41.592	28.449	213.0	9:03:03.218	1	2	9:03:00.870	9:01:51.610	41.346	27.914	212.1	9:03:00.870							
2	1	1:30.975	22.488	40.570	27.917	219.0	9:04:34.193	2	2	1:30.606	22.458	40.438	27.710	219.0	9:04:31.476							
3	1	1:31.409	22.393	40.880	28.136	219.5	9:06:05.602	3	2	1:30.131	22.265	40.323	27.543	219.9	9:06:01.607							
4	1	1:31.379	22.537	40.806	28.036	219.9	9:07:36.981	4	2	1:29.790	22.220	40.165	27.405	219.9	9:07:31.397							
5	1	1:31.082	22.427	40.588	28.067	219.0	9:09:08.063	5	2	1:35.203 P	22.224	40.791	32.188	219.5	9:09:06.600							
6	1	1:35.319 P	22.354	40.437	32.528	220.4	9:10:43.382	6	2	11:22.368	10:13.615	41.104	27.649	213.8	9:20:28.968							
7	1	10:37.033	9:28.614	40.582	27.837	216.8	9:21:20.415	7	2	1:29.235	22.310	39.803	27.122	219.0	9:21:58.203							
8	1	1:29.926	22.503	39.938	27.485	219.5	9:22:50.341	8	2	1:28.620	22.090	39.454	27.076	219.9	9:23:26.823							
9	1	1:29.906	22.252	39.989	27.665	219.0	9:24:20.247	9	2	1:28.638	22.115	39.592	26.931	219.9	9:24:55.461							
10	1	1:29.729	22.432	39.698	27.599	220.4	9:25:49.976	10	2	1:31.412	22.251	41.576	27.585	199.2	9:26:26.873							
11	1	1:29.263	22.201	39.648	27.414	219.9	9:27:19.239	11	2	1:29.812	22.130	39.992	27.690	219.9	9:27:56.685							
12	1	1:29.419	22.251	39.707	27.461	219.9	9:28:48.658	12	2	1:33.901 P	22.137	39.554	32.210	220.4	9:29:30.586							
13	1	1:28.868	22.033	39.544	27.291	219.9	9:30:17.526	69							Sam De Haan				Aston Martin GT3 AMR MY2019			
14	1	1:46.763 P	24.527	45.506	36.730	178.2	9:32:04.289	PRO			Charlie Eastwood				TF Sport							
Lap	D	Time	Sector 1	Sector 2	Sector 3	T. Spd	Elapsed	Lap	D	Time	Sector 1	Sector 2	Sector 3	T. Spd	Elapsed							
1	2	9:02:24.281	9:01:10.081	45.356	28.844	170.3	9:02:24.281	1	2	1:36.678	23.908	44.643	28.127	156.0	9:04:00.959							
2	2	1:30.916	22.655	40.675	27.586	219.0	9:04:17.061	3	2	1:31.868	22.590	41.560	27.718	205.3	9:05:32.827							
3	2	1:30.609	22.389	40.484	27.736	220.8	9:05:47.670	4	2	1:50.765 P	22.522	46.627	41.616	220.8	9:07:23.592							
4	2	1:30.281	22.388	40.301	27.592	220.8	9:07:17.951	5	2	5:44.735	4:34.493	42.083	28.159	197.8	9:13:08.327							
5	2	1:29.988	22.304	40.254	27.430	220.4	9:08:47.939	6	2	1:28.704	22.037	39.736	26.931	221.7	9:14:37.031							
6	2	1:30.208	22.318	40.319	27.571	220.4	9:10:18.147	7	2	1:28.256	21.950	39.495	26.811	220.8	9:16:05.287							
7	2	1:30.430	22.447	40.519	27.464	220.8	9:11:48.577	8	2	1:28.128	21.905	39.425	26.798	222.6	9:17:33.415							
8	2	1:35.588 P	22.410	40.473	32.705	219.9	9:13:24.165	9	2	1:28.072	21.860	39.456	26.756	221.3	9:19:01.487							
9	2	3:48.638	2:40.645	40.802	27.191	215.1	9:17:12.803	10	2	1:44.942 P	24.649	45.286	35.007	170.0	9:20:46.429							
10	2	1:28.735	22.157	39.709	26.869	220.4	9:18:41.538	11	2	5:26.945	4:06.500	48.375	32.070	159.2	9:26:13.374							
11	2	1:28.752	22.155	39.729	26.868	220.4	9:20:10.290	12	2	1:49.359 P	25.411	47.578	36.370	183.6	9:28:02.733							
12	2	1:28.728	22.092	39.676	26.960	220.8	9:21:39.018	72							Nick Moss				McLaren 720 S GT3			
13	2	1:33.147	23.275	42.705	27.167	187.1	9:23:12.165	PROAM			Joe Osborne				Inception Racing							
Lap	D	Time	Sector 1	Sector 2	Sector 3	T. Spd	Elapsed	Lap	D	Time	Sector 1	Sector 2	Sector 3	T. Spd	Elapsed							
1	1	9:01:39.236	9:00:28.469	42.168	28.599	214.7	9:01:39.236	1	1	1:37.299 P	22.446	41.161	33.692	220.8	9:03:16.535							
2	1	1:37.299 P	22.446	41.161	33.692	220.8	9:03:16.535	3	1	2:50.494	1:31.059	49.221	30.214	198.8	9:06:07.029							
3	1	2:50.494	1:31.059	49.221	30.214	198.8	9:06:07.029	4	1	1:30.561	22.317	40.519	27.725	222.6	9:07:37.590							
4	1	1:30.561	22.317	40.519	27.725	222.6	9:07:37.590	5	1	4:35.634	22.676	43.793	29.162	154.7	9:09:13.221							
5	1	4:35.634	22.676	43.793	29.162	154.7	9:09:13.221	6	1	1:31.358	22.721	40.554	28.083	222.2	9:10:44.579							
6	1	1:31.358	22.721	40.554	28.083	222.2	9:10:44.579	7	1	1:30.517	22.242	40.503	27.772	223.1	9:12:15.096							
7	1	1:30.517	22.242	40.503	27.772	223.1	9:12:15.096	8	1	1:30.419	22.200	40.381	27.838	223.6	9:13:45.515							
8	1	1:30.419	22.200	40.381	27.838	223.6	9:13:45.515	9	1	4:30.337	22.095	40.372	27.870	224.0	9:15:15.852							
9	1	4:30.337	22.095	40.372	27.870	224.0	9:15:15.852	10	1	1:35.719 P	22.101	40.512	33.106	224.5	9:16:51.571							
10	1	1:35.719 P	22.101	40.512	33.106	224.5	9:16:51.571	11	1	2:30.958	1:21.543	41.360	28.055	213.4	9:19:22.529							
11	1	2:30.958	1:21.543	41.360	28.055	213.4	9:19:22.529	12	1	1:29.544	22.103	40.073	27.368	222.6	9:20:52.073							
12	1	1:29.544	22.103	40.073	27.368	222.6	9:20:52.073	13	1	1:29.469	21.908	40.020	27.541	223.6	9:22:21.542							
13	1	1:29.469	21.908	40.020	27.541	223.6	9:22:21.542	14	1	4:29.224	21.967	39.870	27.387	223.6	9:23:50.766							
14	1	4:29.224	21.967	39.870	27.387	223.6	9:23:50.766	15	1	1:29.400	21.964	39.918	27.518	223.1	9:25:20.166							
15	1	1:29.400	21.964	39.918	27.518	223.1	9:25:20.166	16	1	1:29.264	22.009	39.889	27.366	223.6	9:26:49.430							
16	1	1:29.264	22.009	39.889	27.366	223.6	9:26:49.430	17	1	1:30.227	21.908	40.236	28.083	223.6	9:28:19.657							
17	1	1:30.227	21.908	40.236	28.083	223.6	9:28:19.657	18	1	4:29.449	22.049	40.103	27.267	223.6	9:29:49.076							
18	1	4:29.449	22.049	40.103	27.267	223.6	9:29:49.076	19	1	1:29.073	21.915	39.875	27.283	224.0	9:31:18.149							
19	1	1:29.073	21.915	39.875	27.283	224.0	9:31:18.149	20	1	1:42.526 P	23.253	44.458	34.815	180.6	9:33:00.675							
20	1	1:42.526 P	23.253	44.458	34.815	180.6	9:33:00.675															

47							
PROAM			Nico Bastian				
PROAM			Florian Scholze				
Lap	D	Time	Sector 1	Sector 2	Sector 3	T. Spd	Elapsed
1	2	9:02:37.182	9:01:26.369	42.047	28.766	210.9	9:02:37.182
2	2	1:31.579	22.693	40.776	28.110	216.0	9:04:08.761
3	2	1:31.866	22.679	41.127	28.060	216.4	9:05:40.627
4	2	1:36.783 P	22.464	40.677	33.642	217.3	9:07:17.410
5	2	6:26.076	5:17.097	41.023	27.956	213.0	9:13:43.486
6	2	1:30.243	22.427	40.334	27.482	216.4	9:15:13.729
7	2	1:29.862	22.409	40.053	27.400	217.3	9:16:43.591
8	2	4:29.674	22.341	39.884	27.346	217.7	9:18:13.162
9	2	1:29.569	22.282	40.056	27.231	217.7	9:19:42.731
10	2	1:37.424 P	22.456	40.638	34.330	217.3	9:21:20.155
11	2	3:39.840	2:30.905	41.160	27.775	214.2	9:24:59.995
12	2	1:30.219	22.535	40.203	27.481	217.3	9:26:30.214
13	2	1:33.985	22.512	43.771	27.702	217.3	9:28:04.199
14	2	1:29.479	22.235	40.049	27.195	218.1	9:29:33.678
15	2	1:29.645	22.226	40.051	27.368	218.6	9:31:03.323
16	2	1:41.163 P	23.891	41.838	35.434	197.0	9:32:44.486





Red Bull Ring
International GT Open
Qualifying - 2 Driver - 2
Lap Analysis



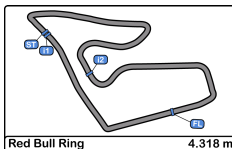
77 Al Faisal Al Zubair Porsche 911 GT3-R II 2019
 PRO Andy Soucek Lechner Racing

Lap	D	Time	Sector 1	Sector 2	Sector 3	T. Spd	Elapsed
1	1	9:12:13.503	9:10:58.858	44.823	29.822	189.8	9:12:13.503
2	1	1:38.498	25.411	43.908	29.179	188.8	9:13:52.001
3	1	1:30.332	22.503	40.284	27.545	219.9	9:15:22.333
4	1	1:29.255	22.201	39.944	27.110	221.7	9:16:51.588
5	1	1:28.976	22.120	39.686	27.170	221.7	9:18:20.564
6	1	1:28.591	22.001	39.599	26.991	221.3	9:19:49.155
7	1	1:41.597 P	22.193	43.578	35.826	220.8	9:21:30.752

777 Marcin Jedlinski Mercedes AMG GT3 - 2020
 PROAM Karol Basz Olimp Racing

Lap	D	Time	Sector 1	Sector 2	Sector 3	T. Spd	Elapsed
1	2	9:08:04.458	9:06:55.615	41.315	27.528	210.5	9:08:04.458
2	2	1:29.232	22.167	40.070	26.995	219.5	9:09:33.690
3	2	1:29.138	22.127	39.919	27.092	219.5	9:11:02.828
4	2	1:28.912	22.038	39.825	27.049	220.4	9:12:31.740
5	2	1:36.875 P	21.994	40.647	34.234	220.8	9:14:08.615
6	2	8:45.064	7:37.094	39.946	28.024	216.4	9:22:53.679
7	2	1:29.523	22.381	39.955	27.187	219.5	9:24:23.202
8	2	1:28.609	22.007	39.592	27.010	220.8	9:25:51.811
9	2	1:29.107	21.978	39.697	27.432	221.3	9:27:20.918
10	2	1:28.797	21.958	39.624	27.215	221.3	9:28:49.715
11	2	1:40.648 P	23.816	42.967	33.865	180.3	9:30:30.363



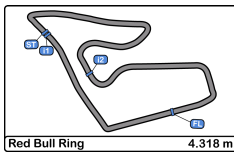


Red Bull Ring
International GT Open
Qualifying - 2 Driver - 2
Best Sectors Results



		Sector - 1			Sector - 2			Sector - 3			Ideal Lap vs Best Lap				
Clas	Nº	Driver	Time	Nº	Driver	Time	Nº	Driver	Time	Clas	Nº	Driver	Ideal Lap	Best Lap	Clas
1	69	Charlie Eastwood	21.860	69	Charlie Eastwood	39.425	69	Charlie Eastwood	26.756	1	69	Charlie Eastwood	1:28.041	1:28.072	1
2	72	Nick Moss	21.908	63	Frederik Schandorff	39.454	22	Adam Carroll	26.868	2	63	Frederik Schandorff	1:28.475	1:28.620	4
3	7	Ollie Millroy	21.915	19	Baptiste Moulin	39.544	63	Frederik Schandorff	26.931	3	7	Ollie Millroy	1:28.532	1:28.784	6
4	777	Karol Basz	21.958	777	Karol Basz	39.592	11	Marcus Paverud	26.951	4	777	Karol Basz	1:28.545	1:28.609	3
5	77	Al Faisal Al Zubair	22.001	77	Al Faisal Al Zubair	39.599	7	Ollie Millroy	26.958	5	77	Al Faisal Al Zubair	1:28.591	1:28.591	2
6	19	Baptiste Moulin	22.033	7	Ollie Millroy	39.659	77	Al Faisal Al Zubair	26.991	6	22	Adam Carroll	1:28.636	1:28.728	5
7	63	Frederik Schandorff	22.090	22	Adam Carroll	39.676	777	Karol Basz	26.995	7	19	Baptiste Moulin	1:28.868	1:28.868	7
8	22	Adam Carroll	22.092	5	Krystian Korzeniowski	39.727	17	Jan Seyffert	27.113	8	11	Marcus Paverud	1:28.935	1:29.020	8
9	11	Marcus Paverud	22.111	15	Dominik Schraml	39.740	5	Krystian Korzeniowski	27.122	9	72	Nick Moss	1:29.045	1:29.073	9
10	15	Dominik Schraml	22.163	72	Nick Moss	39.870	15	Dominik Schraml	27.174	10	5	Krystian Korzeniowski	1:29.058	1:29.232	11
11	5	Krystian Korzeniowski	22.209	11	Marcus Paverud	39.873	47	Florian Scholze	27.195	11	15	Dominik Schraml	1:29.077	1:29.189	10
12	47	Florian Scholze	22.226	47	Florian Scholze	39.884	72	Nick Moss	27.267	12	47	Florian Scholze	1:29.305	1:29.479	12
13	17	Jan Seyffert	22.268	17	Jan Seyffert	40.005	19	Baptiste Moulin	27.291	13	17	Jan Seyffert	1:29.386	1:29.501	13



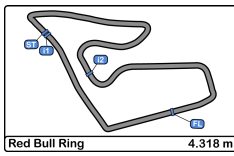


Red Bull Ring
International GT Open
Qualifying - 2 Driver - 2
Best 5 Lap Times



Cl	N°	Entrant/Team	Nat	Driver 1	Nat	Driver 2	Nat	Vehicle	Cat	Cl	Best 1		Best 2		Best 3		Best 4		Best 5	
											Time	Lap	Time	Lap	Time	Lap	Time	Lap	Time	Lap
1	69	TF Sport	GBR	Sam De Haan	GBR	Charlie Eastwood	IRL	Aston Martin GT3 AMR MY2019	PRO	1	1:28.072	9	1:28.128	8	1:28.256	7	1:28.704	6	1:31.868	3
2	77	Lechner Racing	AUT	Al Faisal Al Zubair	QAT	Andy Soucek	ESP	Porsche 911 GT3-R II 2019	PRO	2	1:28.591	6	1:28.976	5	1:29.255	4	1:30.332	3	1:38.498	2
3	777	Olimp Racing	POL	Marcin Jedlinski	POL	Karol Basz	POL	Mercedes AMG GT3 - 2020	PROAM	1	1:28.609	8	1:28.797	10	1:28.912	4	1:29.107	9	1:29.138	3
4	63	Vincenzo Sospiri Racing	ITA	Michele Beretta	ITA	Frederik Schandorff	DNK	Lamborghini Huracan GT3 EVO	PRO	3	1:28.620	8	1:28.638	9	1:29.235	7	1:29.790	4	1:29.812	11
5	22	Balfe Motorsport	GBR	Shaun Balfe	GBR	Adam Carroll	GBR	Audi R8 GT3 LMS 2019	PROAM	2	1:28.728	12	1:28.735	10	1:28.752	11	1:29.988	5	1:30.208	6
6	7	Inception Racing	GBR	Brendan Iribe	USA	Ollie Millroy	GBR	McLaren 720 S GT3	PROAM	3	1:28.784	13	1:29.080	12	1:29.142	8	1:29.290	6	1:31.093	3
7	19	Vincenzo Sospiri Racing	ITA	Baptiste Moulin	BEL	Yuki Nemoto	JPN	Lamborghini Huracan GT3 EVO	PRO	4	1:28.868	13	1:29.263	11	1:29.419	12	1:29.729	10	1:29.906	9
8	11	Reno Racing	DNK	Jens Reno Moller	DNK	Marcus Paverud	NOR	Honda NSX GT3 Evo	PROAM	4	1:29.020	12	1:29.041	11	1:29.423	9	1:29.583	5	1:36.477	3
9	72	Inception Racing	GBR	Nick Moss	GBR	Joe Osborne	GBR	McLaren 720 S GT3	PROAM	5	1:29.073	19	1:29.264	16	1:29.400	15	1:29.469	13	1:29.544	12
10	15	Twin Busch by Equipe Vitesse	DEU	Mario Hirsch	DEU	Dominik Schraml	DEU	Mercedes AMG GT3 - 2020	PROAM	6	1:29.189	4	1:29.303	3	1:29.870	2	1:34.296	5		
11	5	Olimp Racing	POL	Stanislaw Jedlinski	POL	Krystian Korzeniowski	POL	Audi R8 GT3 LMS 2018	AM	1	1:29.232	14	1:29.430	13	1:29.547	10	1:30.220	4	1:30.372	15
12	47	AKM Motorsport	SMR	Nico Bastian	DEU	Florian Scholze	DEU	Mercedes AMG GT3 - 2020	PROAM	7	1:29.479	14	1:29.569	9	1:29.645	15	1:29.862	7	1:30.219	12
13	17	HP Racing International	DEU	Gerhard Tweraser	AUT	Jan Seyffert	DEU	Lamborghini Huracan GT3 EVO	PROAM	8	1:29.501	14	1:29.547	13	1:29.610	8	1:30.241	3	1:36.752	6



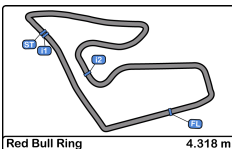


Red Bull Ring
International GT Open
Qualifying - 2 Driver - 2
Best 5 Top Speeds



Cl	N°	Entrant/Team	Nat	Driver 1	Nat	Driver 2	Nat	Vehicle	Cat	Cl	Top 1		Top 2		Top 3		Top 4		Top 5		Avg
											Km/h	Lap	Km/h	Lap	Km/h	Lap	Km/h	Lap	Km/h	Lap	
1	7	Inception Racing	GBR	Brendan Iribe	USA	Ollie Millroy	GBR	McLaren 720 S GT3	PROAM	1	224.5	14	224.0	16	223.6	7	223.6	10	223.6	13	223.8
2	72	Inception Racing	GBR	Nick Moss	GBR	Joe Osborne	GBR	McLaren 720 S GT3	PROAM	2	224.5	10	224.0	9	224.0	19	223.6	8	223.6	13	223.9
3	69	TF Sport	GBR	Sam De Haan	GBR	Charlie Eastwood	IRL	Aston Martin GT3 AMR MY2019	PRO	1	222.6	8	221.7	6	221.3	9	220.8	4	220.8	7	221.4
4	5	Olimp Racing	POL	Stanislaw Jedlinski	POL	Krystian Korzeniowski	POL	Audi R8 GT3 LMS 2018	AM	1	221.7	8	221.7	11	221.3	10	221.3	16	221.3	17	221.4
5	77	Lechner Racing	AUT	Al Faisal Al Zubair	CAN	Andy Soucek	ESP	Porsche 911 GT3-R II 2019	PRO	2	221.7	4	221.7	5	221.3	6	220.8	7	219.9	3	221.1
6	777	Olimp Racing	POL	Marcin Jedlinski	POL	Karol Basz	POL	Mercedes AMG GT3 - 2020	PROAM	3	221.3	9	221.3	10	220.8	5	220.8	8	220.4	4	220.9
7	11	Reno Racing	DNK	Jens Reno Moller	DNK	Marcus Paverud	NOR	Honda NSX GT3 Evo	PROAM	4	220.8	9	220.8	11	220.8	12	219.9	3	219.9	5	220.4
8	22	Balfe Motorsport	GBR	Shaun Balfe	GBR	Adam Carroll	GBR	Audi R8 GT3 LMS 2019	PROAM	5	220.8	3	220.8	4	220.8	7	220.8	12	220.8	14	220.8
9	19	Vincenzo Sospiri Racing	ITA	Baptiste Moulin	BEL	Yuki Nemoto	JPN	Lamborghini Huracan GT3 EVO	PRO	3	220.4	6	220.4	10	219.9	4	219.9	11	219.9	12	220.1
10	63	Vincenzo Sospiri Racing	ITA	Michele Beretta	ITA	Frederik Schandorff	DNK	Lamborghini Huracan GT3 EVO	PRO	4	220.4	12	219.9	3	219.9	4	219.9	8	219.9	9	220.0
11	17	HP Racing International	DEU	Gerhard Tweraser	AUT	Jan Seyffert	DEU	Lamborghini Huracan GT3 EVO	PROAM	6	219.0	3	219.0	12	218.6	11	218.1	4	218.1	9	218.6
12	47	AKM Motorsport	SMR	Nico Bastian	DEU	Florian Scholze	DEU	Mercedes AMG GT3 - 2020	PROAM	7	218.6	15	218.1	14	217.7	8	217.7	9	217.3	4	217.9
13	15	Twin Busch by Equipe Vitesse	DEU	Mario Hirsch	DEU	Dominik Schraml	DEU	Mercedes AMG GT3 - 2020	PROAM	8	218.1	4	218.1	5	217.3	3	216.4	2	210.9	1	216.2





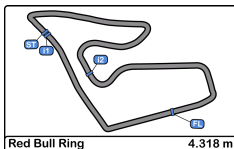
Red Bull Ring
International GT Open
Qualifying - 2 Driver - 2
Fastest Laps Sequence

Red Bull Ring 4.318 m.



Lap	Time of Day	Session Time	Nº	Entrant/Team	Nat	Driver 1	Nat	Driver 2	Nat	Vehicle	Cat	Time	Km/h
2	9:03:16.535	3:16.535	72	Inception Racing	GBR	Nick Moss	GBR	Joe Osborne	GBR	McLaren 720 S GT3	PROAM	1:37.299	159.7
2	9:04:00.959	4:00.959	69	TF Sport	GBR	Sam De Haan	GBR	Charlie Eastwood	IRL	Aston Martin GT3 AMR MY2019	PRO	1:36.678	160.7
2	9:04:08.761	4:08.761	47	AKM Motorsport	SMR	Nico Bastian	DEU	Florian Scholze	DEU	Mercedes AMG GT3 - 2020	PROAM	1:31.579	169.7
2	9:04:17.061	4:17.061	22	Balfe Motorsport	GBR	Shaun Balfe	GBR	Adam Carroll	GBR	Audi R8 GT3 LMS 2019	PROAM	1:30.916	170.9
2	9:04:31.476	4:31.476	63	Vincenzo Sospiri Racing	ITA	Michele Beretta	ITA	Frederik Schandorff	DNK	Lamborghini Huracan GT3 EVO	PRO	1:30.606	171.5
3	9:06:01.607	6:01.607	63	Vincenzo Sospiri Racing	ITA	Michele Beretta	ITA	Frederik Schandorff	DNK	Lamborghini Huracan GT3 EVO	PRO	1:30.131	172.4
4	9:07:31.397	7:31.397	63	Vincenzo Sospiri Racing	ITA	Michele Beretta	ITA	Frederik Schandorff	DNK	Lamborghini Huracan GT3 EVO	PRO	1:29.790	173.1
2	9:09:33.690	9:33.690	777	Olimp Racing	POL	Marcin Jedlinski	POL	Karol Basz	POL	Mercedes AMG GT3 - 2020	PROAM	1:29.232	174.2
3	9:11:02.828	11:02.828	777	Olimp Racing	POL	Marcin Jedlinski	POL	Karol Basz	POL	Mercedes AMG GT3 - 2020	PROAM	1:29.138	174.3
4	9:12:31.740	12:31.740	777	Olimp Racing	POL	Marcin Jedlinski	POL	Karol Basz	POL	Mercedes AMG GT3 - 2020	PROAM	1:28.912	174.8
6	9:14:37.031	14:37.031	69	TF Sport	GBR	Sam De Haan	GBR	Charlie Eastwood	IRL	Aston Martin GT3 AMR MY2019	PRO	1:28.704	175.2
7	9:16:05.287	16:05.287	69	TF Sport	GBR	Sam De Haan	GBR	Charlie Eastwood	IRL	Aston Martin GT3 AMR MY2019	PRO	1:28.256	176.1
8	9:17:33.415	17:33.415	69	TF Sport	GBR	Sam De Haan	GBR	Charlie Eastwood	IRL	Aston Martin GT3 AMR MY2019	PRO	1:28.128	176.3
9	9:19:01.487	19:01.487	69	TF Sport	GBR	Sam De Haan	GBR	Charlie Eastwood	IRL	Aston Martin GT3 AMR MY2019	PRO	1:28.072	176.5



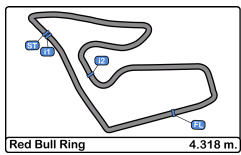


Red Bull Ring
International GT Open
Qualifying - 2 Driver - 2
Event Best Maximum Speed



Nº	Entrant/Team	Nat	Driver 1	Nat	Driver 2	Nat	Vehicle	Cat	Km/h	Session
77	Lechner Racing		Al Faisal Al Zubair		Andy Soucek		Porsche 911 GT3-R II 2019	PRO	237.8	Free Practice - 1
5	Olimp Racing		Stanislaw Jedlinski		Krystian Korzeniowski		Audi R8 GT3 LMS 2018	AM	237.3	Free Practice - 1
72	Inception Racing		Nick Moss		Joe Osborne		McLaren 720 S GT3	PROAM	237.3	Free Practice - 1
22	Balfe Motorsport		Shaun Balfe		Adam Carroll		Audi R8 GT3 LMS 2019	PROAM	236.8	Free Practice - 1
11	Reno Racing		Jens Reno Moller		Marcus Paverud		Honda NSX GT3 Evo	PROAM	236.8	Free Practice - 1
69	TF Sport		Sam De Haan		Charlie Eastwood		Aston Martin GT3 AMR MY2019	PRO	236.3	Free Practice - 1
7	Inception Racing		Brendan Iribe		Ollie Millroy		McLaren 720 S GT3	PROAM	235.2	Free Practice - 1
777	Olimp Racing		Marcin Jedlinski		Karol Basz		Mercedes AMG GT3 - 2020	PROAM	235.2	Free Practice - 1
15	Twin Busch by Equipe Vitesse		Mario Hirsch		Dominik Schraml		Mercedes AMG GT3 - 2020	PROAM	234.7	Free Practice - 1
17	HP Racing International		Gerhard Tweraser		Jan Seyffert		Lamborghini Huracan GT3 EVO	PROAM	233.7	Free Practice - 1
47	AKM Motorsport		Nico Bastian		Florian Scholze		Mercedes AMG GT3 - 2020	PROAM	233.2	Free Practice - 1
63	Vincenzo Sospiri Racing		Michele Beretta		Frederik Schandorff		Lamborghini Huracan GT3 EVO	PRO	233.2	Free Practice - 1
19	Vincenzo Sospiri Racing		Baptiste Moulin		Yuki Nemoto		Lamborghini Huracan GT3 EVO	PRO	232.2	Free Practice - 1





Red Bull Ring
International GT Open
Qualifying - 2 Driver - 2
Pit Stop Analysis



5 Stanislaw Jedlinski Audi R8 GT3 LMS 2018
 AM Krystian Korzeniowski Olimp Racing

N°	In Day Time	In Time	Out Time	Pit Time	T. Pit Time	Handicap	Penalty
1	9:07:49.238	9:07:49.238	9:09:33.246	1:44.008	1:44.008		
2	9:18:34.971	9:18:34.971	9:22:26.430	3:51.459	5:35.467		

7 Brendan Iribe McLaren 720 S GT3
 PROAM Ollie Millroy Inception Racing

N°	In Day Time	In Time	Out Time	Pit Time	T. Pit Time	Handicap	Penalty
1	9:06:16.632	9:06:16.632	9:07:25.665	1:09.033	1:09.033		
2	9:16:23.972	9:16:23.972	9:21:51.725	5:27.753	6:36.786		

11 Jens Reno Moller Honda NSX GT3 Evo
 PROAM Marcus Paverud Reno Racing

N°	In Day Time	In Time	Out Time	Pit Time	T. Pit Time	Handicap	Penalty
1	9:05:58.959	9:05:58.959	9:08:28.435	2:29.476	2:29.476		
2	9:14:31.741	9:14:31.741	9:22:49.974	8:18.233	10:47.709		

17 Gerhard Tweraser Lamborghini Huracan GT3 EVO
 PROAM Jan Seyffert HP Racing International

N°	In Day Time	In Time	Out Time	Pit Time	T. Pit Time	Handicap	Penalty
1	9:11:45.230	9:11:45.230	9:19:02.875	7:17.645	7:17.645		

19 Baptiste Moulin Lamborghini Huracan GT3 EVO
 PRO Yuki Nemoto Vincenzo Sospiri Racing

N°	In Day Time	In Time	Out Time	Pit Time	T. Pit Time	Handicap	Penalty
1	9:10:38.504	9:10:38.504	9:19:50.715	9:12.211	9:12.211		

22 Shaun Balfe Audi R8 GT3 LMS 2019
 PROAM Adam Carroll Balfe Motorsport

N°	In Day Time	In Time	Out Time	Pit Time	T. Pit Time	Handicap	Penalty
1	9:13:19.452	9:13:19.452	9:15:43.405	2:23.953	2:23.953		
2	9:24:41.664	9:24:41.664	9:26:06.704	1:25.040	3:48.993		

47 Nico Bastian Mercedes AMG GT3 - 2020
 PROAM Florian Scholze AKM Motorsport

N°	In Day Time	In Time	Out Time	Pit Time	T. Pit Time	Handicap	Penalty
1	9:07:12.807	9:07:12.807	9:12:13.043	5:00.236	5:00.236		
2	9:21:15.575	9:21:15.575	9:23:29.842	2:14.267	7:14.503		

63 Michele Beretta Lamborghini Huracan GT3 EVO
 PRO Frederik Schandorff Vincenzo Sospiri Racing

N°	In Day Time	In Time	Out Time	Pit Time	T. Pit Time	Handicap	Penalty
1	9:09:01.828	9:09:01.828	9:18:59.185	9:57.357	9:57.357		

69 Sam De Haan Aston Martin GT3 AMR MY2019
 PRO Charlie Eastwood TF Sport

N°	In Day Time	In Time	Out Time	Pit Time	T. Pit Time	Handicap	Penalty
1	9:07:17.825	9:07:17.825	9:11:35.033	4:17.208	4:17.208		
2	9:20:41.768	9:20:41.768	9:24:24.310	3:42.542	7:59.750		

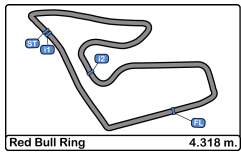
72 Nick Moss McLaren 720 S GT3
 PROAM Joe Osborne Inception Racing

N°	In Day Time	In Time	Out Time	Pit Time	T. Pit Time	Handicap	Penalty
1	9:03:11.990	9:03:11.990	9:04:26.818	1:14.828	1:14.828		
2	9:16:47.025	9:16:47.025	9:17:52.093	1:05.068	2:19.896		

777 Marcin Jedlinski Mercedes AMG GT3 - 2020
 PROAM Karol Basz Olimp Racing

N°	In Day Time	In Time	Out Time	Pit Time	T. Pit Time	Handicap	Penalty
1	9:14:03.901	9:14:03.901	9:21:24.696	7:20.795	7:20.795		

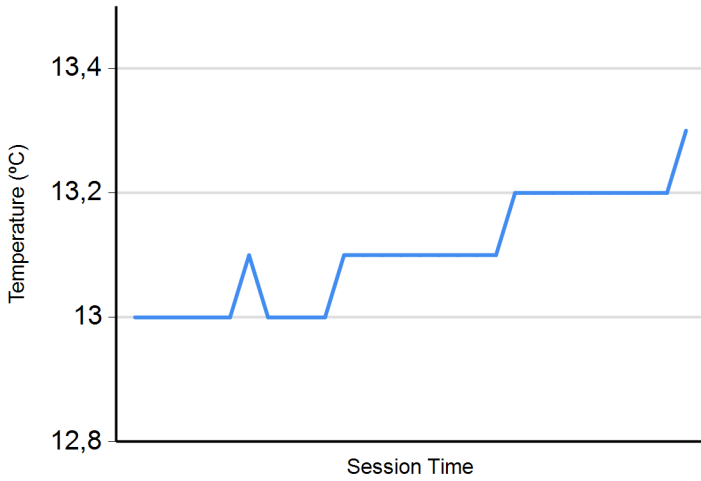




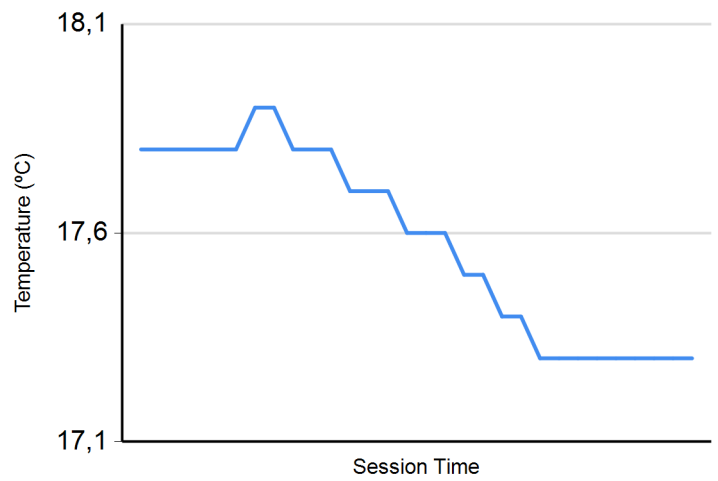
Red Bull Ring
International GT Open
Qualifying - 2 Driver - 2
Weather Report



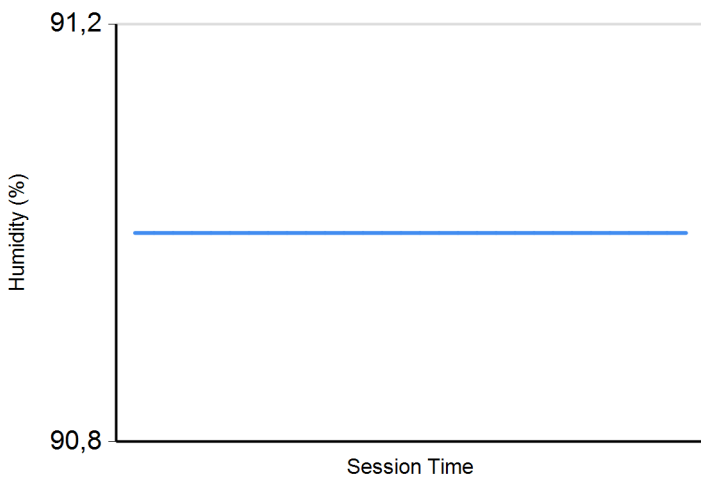
Air Temperature



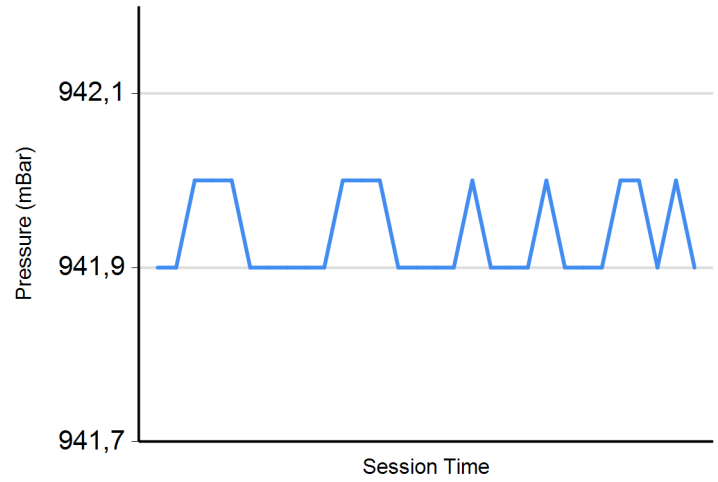
Track Temperature



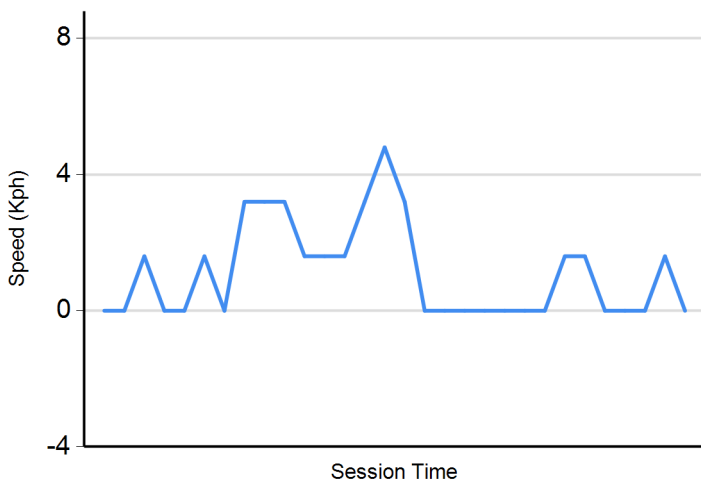
Humidity



Pressure



Wind Speed



Wind direction

