

Red Bull Ring
Euroformula Open
Free Practice - 1
Provisional Results



Clas	Nº	Driver	Nat	Cat	Clas	Team	Nat	Vehicle	Laps	Best	Time	Gap	Interval	Km/h
1	28	Cameron Das	USA			Team Motopark	DEU	Dallara F320 Spiess	21	18	1:23.827			185.4
2	52	Jak Crawford	USA	R	1	Team Motopark	DEU	Dallara F320 Spiess	21	20	1:23.830	0.003	0.003	185.4
3	8	Rafael Villagomez	MEX			Van Amersfoort Racing	NLD	Dallara F320 HWA	22	20	1:24.082	0.255	0.252	184.8
4	74	Cem Bolukbasi	TUR			Van Amersfoort Racing	NLD	Dallara F320 HWA	22	15	1:24.145	0.318	0.063	184.7
5	27	Louis Foster	GBR			CryptoTower Racing Team	JPN	Dallara F320 Spiess	22	21	1:24.163	0.336	0.018	184.6
6	21	Josh Mason	GBR			Double R Racing	GBR	Dallara F320 HWA	21	19	1:24.349	0.522	0.186	184.2
7	25	Casper Stevenson	GBR	R	2	Van Amersfoort Racing	NLD	Dallara F320 HWA	23	22	1:24.413	0.586	0.064	184.1
8	18	Nazim Azman	MYS			CryptoTower Racing Team	JPN	Dallara F320 Spiess	21	20	1:24.509	0.682	0.096	183.9
9	15	Enzo Trulli	ITA	R	3	Carlin	GBR	Dallara F320 Spiess	23	17	1:24.795	0.968	0.286	183.3
10	71	Brad Benavides	USA			Carlin	GBR	Dallara F320 Spiess	21	15	1:24.920	1.093	0.125	183.0
11	10	Reshad de Gerus	FRA			Team Motopark	DEU	Dallara F320 Spiess	15	7	1:25.049	1.222	0.129	182.7
12	88	Filip Kaminiaz	POL			CryptoTower Racing Team	JPN	Dallara F320 Spiess	22	21	1:25.113	1.286	0.064	182.6
13	66	Zdenek Chovanec	CZE	R	4	Double R Racing	GBR	Dallara F320 HWA	21	19	1:25.343	1.516	0.230	182.1
14	35	Enzo Scionti	USA	R	5	Drivex School	ESP	Dallara F320 HWA	24	23	1:26.801	2.974	1.458	179.0

*** PENALTIES**

- CAR 66 TIME 1:29.033 DELETED TRACK LIMITS AT T 9
- CAR 21 TIME 1:28.076 DELETED TRACK LIMITS AT T 9
- CAR 74 TIME 1:25.376 DELETED TRACK LIMITS AT T 9
- CAR 10 TIME 1:29.129 DELETED TRACK LIMITS AT T 1
- CAR 10 TIME 1:25.675 DELETED TRACK LIMITS AT T 9
- CAR 21 TIME 1:24.747 DELETED TRACK LIMITS AT T 1
- CAR 18 TIME 1:26.181 DELETED TRACK LIMITS AT T 1
- CAR 35 TIME 1:31.884 DELETED TRACK LIMITS AT T 9
- CAR 21 TIME 1:24.425 DELETED TRACK LIMITS AT T 1
- CAR 88 TIME 1:26.829 DELETED TRACK LIMITS AT T 9
- CAR 27 TIME 1:26.143 DELETED TRACK LIMITS AT T 1

Published at:.....

Track Temp: 28.3 °C Air Temp: 14.6 °C Humidity: 68 % Track Status: DRY

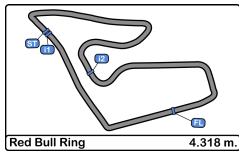
Stewards:

Race Director:

Timekeeper:

Luis Angel Garcia Nufez
 JOB/I-0020-ESP





Red Bull Ring
Euroformula Open
Free Practice - 1



Provisional Results by Category

Clas	Nº	Driver	Nat	Cat	Clas	Team	Nat	Vehicle	Laps	Best	Time	Gap	Interval	Km/h
1	28	Cameron Das	USA			Team Motopark	DEU	Dallara F320 Spiess	21	18	1:23.827			185.4
2	8	Rafael Villagomez	MEX			Van Amersfoort Racing	NLD	Dallara F320 HWA	22	20	1:24.082	0.255	0.255	184.8
3	74	Cem Bolukbasi	TUR			Van Amersfoort Racing	NLD	Dallara F320 HWA	22	15	1:24.145	0.318	0.063	184.7
4	27	Louis Foster	GBR			CryptoTower Racing Team	JPN	Dallara F320 Spiess	22	21	1:24.163	0.336	0.018	184.6
5	21	Josh Mason	GBR			Double R Racing	GBR	Dallara F320 HWA	21	19	1:24.349	0.522	0.186	184.2
6	18	Nazim Azman	MYS			CryptoTower Racing Team	JPN	Dallara F320 Spiess	21	20	1:24.509	0.682	0.160	183.9
7	71	Brad Benavides	USA			Carlin	GBR	Dallara F320 Spiess	21	15	1:24.920	1.093	0.411	183.0
8	10	Reshad de Gerus	FRA			Team Motopark	DEU	Dallara F320 Spiess	15	7	1:25.049	1.222	0.129	182.7
9	88	Filip Kaminiarz	POL			CryptoTower Racing Team	JPN	Dallara F320 Spiess	22	21	1:25.113	1.286	0.064	182.6

Rookie														
1	52	Jak Crawford	USA	R	1	Team Motopark	DEU	Dallara F320 Spiess	21	20	1:23.830			185.4
2	25	Casper Stevenson	GBR	R	2	Van Amersfoort Racing	NLD	Dallara F320 HWA	24	22	1:24.413	0.583	0.583	184.1
3	15	Enzo Trulli	ITA	R	3	Carlin	GBR	Dallara F320 Spiess	23	17	1:24.795	0.965	0.382	183.3
4	66	Zdenek Chovanec	CZE	R	4	Double R Racing	GBR	Dallara F320 HWA	21	19	1:25.343	1.513	0.548	182.1
5	35	Enzo Scionti	USA	R	5	Drivex School	ESP	Dallara F320 HWA	24	23	1:26.801	2.971	1.458	179.0

*** PENALTIES**

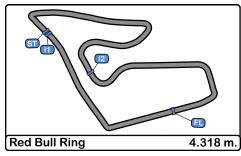
- CAR 66 TIME 1:29.033 DELETED TRACK LIMITS AT T 9
- CAR 21 TIME 1:28.076 DELETED TRACK LIMITS AT T 9
- CAR 74 TIME 1:25.376 DELETED TRACK LIMITS AT T 9
- CAR 10 TIME 1:29.129 DELETED TRACK LIMITS AT T 1
- CAR 10 TIME 1:25.675 DELETED TRACK LIMITS AT T 9
- CAR 21 TIME 1:24.747 DELETED TRACK LIMITS AT T 1
- CAR 18 TIME 1:26.181 DELETED TRACK LIMITS AT T 1
- CAR 35 TIME 1:31.884 DELETED TRACK LIMITS AT T 9
- CAR 21 TIME 1:24.425 DELETED TRACK LIMITS AT T 1
- CAR 88 TIME 1:26.829 DELETED TRACK LIMITS AT T 9
- CAR 27 TIME 1:26.143 DELETED TRACK LIMITS AT T 1

Published at:.....

Track Temp: 28.3 °C Air Temp: 14.6 °C Humidity: 68 % Track Status: DRY

Stewards:	Race Director:	Timekeeper: Luis Angel Garcia Nufez JOB/I-0020-ESP
------------------	-----------------------	---





Red Bull Ring
Euroformula Open
Free Practice - 1
Lap Analysis



8

Rafael Villagomez

Dallara F320 HWA

15

Enzo Trulli

Dallara F320 Spiess

Van Amersfoort Racing Rookie

Carlin

Lap	D	Time	Sector 1	Sector 2	Sector 3	T. Spd	Elapsed	Lap	D	Time	Sector 1	Sector 2	Sector 3	T. Spd	Elapsed
1		9:54:00.806	9:52:41.736	47.686	31.384	193.8	9:54:00.806	1		9:54:12.529	9:52:53.563	48.768	30.198	178.5	9:54:12.529
2		1:40.657	26.727	45.755	28.175	167.7	9:55:41.463	2		1:36.966	26.303	42.910	27.753	181.5	9:55:49.495
3		1:27.927	22.840	39.400	25.687	217.3	9:57:09.390	3		1:31.115	24.304	40.258	26.553	208.8	9:57:20.610
4		1:26.594	22.496	38.726	25.372	219.9	9:58:35.984	4		1:28.177	22.735	39.211	26.231	219.0	9:58:48.787
5		1:26.334	22.278	38.786	25.270	221.3	10:00:02.318	5		1:27.475	22.627	39.012	25.836	218.6	10:00:16.262
6		1:26.398	22.289	38.815	25.294	222.2	10:01:28.716	6		1:26.860	22.445	38.707	25.708	218.6	10:01:43.122
7		1:25.513	22.089	38.386	25.038	222.2	10:02:54.229	7		1:26.819	22.362	38.923	25.534	219.5	10:03:09.941
8		1:33.022 P	22.168	38.458	32.396	223.6	10:04:27.251	8		1:37.409 P	22.395	38.339	36.675	219.0	10:04:47.350
9		7:00.443	5:55.834	39.353	25.256	206.5	10:11:27.694	9		5:44.785	4:35.959	42.959	25.867	213.8	10:10:32.135
10		1:26.134	22.310	38.716	25.108	222.2	10:12:53.828	10		1:26.777	22.528	38.810	25.439	217.3	10:11:58.912
11		1:25.428	22.295	38.411	24.722	217.7	10:14:19.256	11		1:28.821	24.579	38.886	25.356	203.7	10:13:27.733
12		1:25.780	22.445	38.325	25.010	218.6	10:15:45.036	12		1:25.765	22.231	38.368	25.166	219.0	10:14:53.498
13		1:25.291	22.247	38.178	24.866	219.9	10:17:10.327	13		1:25.250	22.104	38.165	24.981	220.4	10:16:18.748
14		1:32.029 P	22.265	38.491	31.273	219.0	10:18:42.356	14		1:32.088	22.157	44.801	25.130	219.9	10:17:50.836
15		5:16.708	4:06.887	42.245	27.576	195.6	10:23:59.064	15		1:24.909	22.020	38.118	24.771	220.4	10:19:15.745
16		1:29.696	24.827	39.788	25.081	191.4	10:25:28.760	16		1:25.386	22.004	37.956	25.426	219.9	10:20:41.131
17		1:25.050	22.309	38.072	24.669	216.8	10:26:53.810	17		1:24.795	22.051	37.971	24.773	221.3	10:22:05.926
18		1:24.527	22.118	37.930	24.479	219.0	10:28:18.337	18		1:25.325	22.035	38.027	25.263	220.8	10:23:31.251
19		1:24.557	22.162	37.956	24.439	218.6	10:29:42.894	19		1:34.690 P	22.201	38.357	34.132	218.1	10:25:05.941
20		1:24.082	22.031	37.789	24.262	218.1	10:31:06.976	20		4:47.634	3:44.056	38.694	24.884	215.1	10:29:53.575
21		1:24.294	22.056	37.951	24.287	220.4	10:32:31.270	21		1:25.046	22.133	38.202	24.711	218.6	10:31:18.621
22		1:34.269 P	22.127	37.846	34.296	219.9	10:34:05.539	22		1:25.236	22.173	38.076	24.987	218.1	10:32:43.857
23		1:38.078 P	22.186	38.064	37.828	218.6	10:34:21.935								

10

Reshad de Gerus

Dallara F320 Spiess

18

Nazim Azman

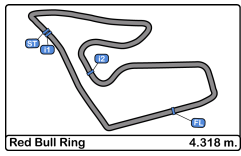
Dallara F320 Spiess

Team Motopark

CryptoTower Racing Team

Lap	D	Time	Sector 1	Sector 2	Sector 3	T. Spd	Elapsed	Lap	D	Time	Sector 1	Sector 2	Sector 3	T. Spd	Elapsed
1		9:57:41.033 P	9:56:14.535	48.133	38.365	161.9	9:57:41.033	1		9:54:37.547 P	9:53:03.572	48.568	45.407	196.0	9:54:37.547
2		4:29.429	23.106	39.951	26.072	214.7	10:05:06.922	2		4:43.064	3:29.054	44.179	29.831	185.2	9:59:20.611
3		1:27.731	22.903	39.366	25.462	215.1	10:06:34.653	3		1:34.285	24.443	41.596	28.246	214.2	10:00:54.896
4		1:26.275	22.458	38.717	25.100	216.8	10:08:00.928	4		1:30.747	23.255	40.361	27.131	216.4	10:02:25.643
5		4:25.675	22.297	38.499	24.879	217.3	10:09:26.603	5		1:28.838	22.866	39.504	26.468	216.8	10:03:54.481
6		1:25.049	22.186	38.103	24.760	217.7	10:10:51.652	6		1:27.298	22.668	38.844	25.786	217.3	10:05:21.779
7		1:25.207	22.271	38.193	24.743	218.1	10:12:16.859	7		1:29.492	24.145	39.286	26.061	217.7	10:06:51.271
8		1:34.301 P	22.235	38.228	33.838	218.6	10:13:51.160	8		1:26.540	22.362	38.560	25.618	218.6	10:08:17.811
9		4:27.940 P	3:11.221	41.913	34.806	214.2	10:18:19.100	9		1:26.642	22.397	38.666	25.579	217.7	10:09:44.453
10		2:05.160 P	51.406	40.270	33.484	210.5	10:20:24.260	10		1:25.619	22.208	38.263	25.148	219.5	10:11:10.072
11		4:10.627	2:59.205	44.121	27.301	201.4	10:24:34.887	11		1:36.903 P	22.280	38.289	36.334	218.6	10:12:46.975
12		1:28.820	23.010	40.463	25.347	213.4	10:26:03.707	12		8:29.321	7:18.068	43.086	28.167	196.0	10:21:16.296
13		1:26.292	22.245	39.084	24.963	217.3	10:27:29.999	13		1:35.119	24.747	43.935	26.437	190.4	10:22:51.415
14		1:35.242 P	22.317	39.448	33.477	217.7	10:29:05.241	14		1:26.603	22.491	38.737	25.375	217.3	10:24:18.018
15								15		4:26.484	22.569	38.431	25.181	216.4	10:25:44.199
16								16		1:26.096	22.334	38.665	25.097	218.1	10:27:10.295
17								17		1:24.869	22.103	38.108	24.658	219.0	10:28:35.164
18								18		1:24.704	22.024	38.059	24.621	219.5	10:29:59.868
19								19		1:25.058	22.006	38.249	24.803	219.5	10:31:24.926
20								20		1:24.509	22.052	37.935	24.522	218.6	10:32:49.435
21								21		1:36.997 P	23.450	39.384	34.163	217.7	10:34:26.432





Red Bull Ring
Euroformula Open
Free Practice - 1
Lap Analysis



21

Josh Mason

Dallara F320 HWA

27

Louis Foster

Dallara F320 Spiess

Double R Racing

CryptoTower Racing Team

Lap	D	Time	Sector 1	Sector 2	Sector 3	T. Spd	Elapsed	Lap	D	Time	Sector 1	Sector 2	Sector 3	T. Spd	Elapsed
1		9:54:02.336	9:52:44.916	46.676	30.744	167.9	9:54:02.336	1		9:54:26.599 P	9:52:58.421	46.846	41.332	186.5	9:54:26.599
2		1:36.411	24.996	43.240	28.175	187.8	9:55:38.747	2		5:04.932	3:55.142	42.321	27.469	196.7	9:59:31.531
3		1:32.834	23.369	42.140	27.325	209.7	9:57:11.581	3		1:30.168	23.658	40.069	26.441	207.2	10:01:01.699
4		1:30.867	23.117	41.323	26.427	210.1	9:58:42.448	4		1:27.566	22.679	39.252	25.635	216.8	10:02:29.265
5		1:28.902	23.464	40.040	25.398	200.3	10:00:11.350	5		1:27.687	22.557	39.572	25.558	218.1	10:03:56.952
6		1:28.076	22.408	39.438	26.230	220.4	10:01:39.426	6		1:26.176	22.244	38.654	25.278	219.5	10:05:23.128
7		1:27.457	23.776	38.706	24.975	219.0	10:03:06.883	7		1:25.581	22.208	38.370	25.003	219.0	10:06:48.709
8		1:34.440 P	22.199	39.037	33.204	221.3	10:04:41.323	8		1:25.457	22.114	38.395	24.948	219.9	10:08:14.166
9		5:52.921	4:47.671	39.709	25.541	209.3	10:10:34.244	9		1:27.074	22.120	38.899	26.055	219.9	10:09:41.240
10		1:25.717	22.216	38.675	24.826	220.4	10:11:59.961	10		1:25.658	22.190	38.467	25.001	218.1	10:11:06.898
11		1:25.145	22.214	38.183	24.748	219.9	10:13:25.106	11		1:26.857	22.138	39.593	25.126	219.0	10:12:33.755
12		1:24.854	22.086	38.208	24.560	221.7	10:14:49.960	12		1:25.125	22.220	38.238	24.667	218.6	10:13:58.880
13		1:24.747	21.953	38.380	24.414	220.8	10:16:14.707	13		1:33.336 P	22.217	38.156	32.963	218.6	10:15:32.216
14		1:39.992 P	21.959	40.148	37.885	220.8	10:17:54.699	14		7:04.726	5:55.180	42.746	26.800	195.2	10:22:36.942
15		5:38.393	4:27.186	41.979	29.228	198.8	10:23:33.092	15		1:28.529	23.434	39.815	25.280	204.1	10:24:05.471
16		1:31.736	24.242	41.916	25.578	203.0	10:25:04.828	16		1:25.069	22.230	38.185	24.654	217.3	10:25:30.540
17		1:27.981	22.104	39.504	26.373	223.1	10:26:32.809	17		1:26.927	21.923	38.070	26.934	219.0	10:26:57.467
18		1:24.425	22.000	38.108	24.317	219.5	10:27:57.234	18		1:24.915	22.036	38.169	24.710	219.5	10:28:22.382
19		1:24.349	22.016	37.918	24.415	219.5	10:29:21.583	19		1:24.304	21.911	37.980	24.413	218.6	10:29:46.686
20		1:25.548	22.180	38.273	25.095	219.9	10:30:47.131	20		1:26.143	23.143	38.243	24.757	216.8	10:31:12.829
21		1:34.130 P	22.591	39.137	32.402	213.0	10:32:21.261	21		1:24.163	21.903	37.903	24.357	219.9	10:32:36.992
22								22		1:34.408 P	22.866	38.539	33.003	216.8	10:34:11.400

25

Casper Stevenson

Dallara F320 HWA

28

Cameron Das

Dallara F320 Spiess

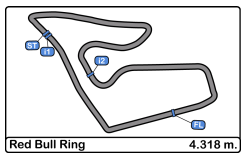
Rookie

Van Amersfoort Racing

Team Motopark

Lap	D	Time	Sector 1	Sector 2	Sector 3	T. Spd	Elapsed	Lap	D	Time	Sector 1	Sector 2	Sector 3	T. Spd	Elapsed
1		9:54:00.127	9:52:41.827	48.338	29.962	175.3	9:54:00.127	1		9:54:38.972 P	9:53:15.165	45.671	38.136	203.3	9:54:38.972
2		1:35.318	24.397	42.498	28.423	210.9	9:55:35.445	2		3:31.100	2:22.728	41.477	26.895	212.5	9:58:10.072
3		1:29.989	23.307	40.127	26.555	214.2	9:57:05.434	3		1:28.088	22.961	39.434	25.693	216.8	9:59:38.160
4		1:28.592	22.935	39.557	26.100	215.5	9:58:34.026	4		1:26.286	22.425	38.791	25.070	218.6	10:01:04.446
5		1:33.561	23.201	43.803	26.557	150.0	10:00:07.587	5		1:25.578	22.207	38.503	24.868	219.0	10:02:30.024
6		1:29.122	22.658	40.517	25.947	218.1	10:01:36.709	6		1:25.449	22.062	38.579	24.808	224.0	10:03:55.473
7		1:27.231	22.452	39.223	25.556	218.6	10:03:03.940	7		1:26.397	22.100	38.753	25.544	221.7	10:05:21.870
8		1:26.812	22.372	39.079	25.361	219.5	10:04:30.752	8		1:25.674	22.225	38.487	24.962	219.0	10:06:47.544
9		1:26.455	22.360	38.832	25.263	219.0	10:05:57.207	9		1:24.918	22.084	38.224	24.610	218.6	10:08:12.462
10		1:26.164	22.380	38.654	25.130	218.6	10:07:23.371	10		1:24.611	21.939	38.080	24.592	219.0	10:09:37.073
11		1:25.842	22.269	38.542	25.031	219.0	10:08:49.213	11		1:46.714	27.990	51.939	26.785	174.4	10:11:23.787
12		1:36.412 P	22.305	38.681	35.426	219.5	10:10:25.625	12		1:32.135 P	22.607	38.075	31.453	218.1	10:12:55.922
13		3:54.854 P	2:43.455	39.021	32.378	216.8	10:14:20.479	13		10:06.833	8:46.430	49.621	30.782	175.3	10:23:02.755
14		1:58.941 P	46.904	39.230	32.807	216.8	10:16:19.420	14		1:27.821	23.674	39.251	24.896	214.7	10:24:30.576
15		5:29.566	4:20.373	42.591	26.602	208.8	10:21:48.986	15		1:24.850	22.005	38.262	24.583	218.6	10:25:55.426
16		1:29.597	23.894	39.601	26.102	212.1	10:23:18.583	16		1:24.351	21.977	38.017	24.357	219.5	10:27:19.777
17		1:26.067	22.416	38.710	24.941	218.1	10:24:44.650	17		1:23.973	21.831	37.814	24.328	219.9	10:28:43.750
18		1:25.446	22.252	38.314	24.880	219.0	10:26:10.096	18		1:23.827	21.835	37.784	24.208	220.8	10:30:07.577
19		1:25.333	22.201	38.374	24.758	219.5	10:27:35.429	19		1:24.106	21.762	38.061	24.283	225.4	10:31:31.683
20		1:24.770	22.084	38.185	24.501	219.9	10:29:00.199	20		1:23.912	21.841	37.773	24.298	220.4	10:32:55.595
21		1:24.717	22.063	38.095	24.559	219.9	10:30:24.916	21		1:38.811 P	21.893	44.064	32.854	220.8	10:34:34.406
22		1:24.413	22.079	37.938	24.396	219.9	10:31:49.329								
23		1:26.609	21.990	37.900	26.719	219.5	10:33:15.938								
24		1:37.330 P	23.862	38.190	35.278	219.9	10:34:53.268								





Red Bull Ring
Euroformula Open
Free Practice - 1
Lap Analysis



35

Enzo Scionti

Dallara F320 HWA **66**

Zdenek Chovanec

Dallara F320 HWA

Rookie

Drivex School

Rookie

Double R Racing

Lap	D	Time	Sector 1	Sector 2	Sector 3	T. Spd	Elapsed	Lap	D	Time	Sector 1	Sector 2	Sector 3	T. Spd	Elapsed
1		9:54:56.462	9:53:29.919	55.493	31.050	137.0	9:54:56.462	1		9:54:06.561	9:52:44.140	51.947	30.474	163.1	9:54:06.561
2		1:34.969	24.852	41.510	28.607	210.5	9:56:31.431	2		1:40.833	26.828	45.487	28.518	171.7	9:55:47.394
3		1:41.667	23.508	49.422	28.737	215.1	9:58:13.098	3		1:29.027	23.310	40.198	25.519	216.0	9:57:16.421
4		1:30.139	22.945	40.124	27.070	218.1	9:59:43.237	4		1:27.016	22.495	39.145	25.376	219.0	9:58:43.437
5		1:32.177	22.803	42.360	27.014	218.6	10:01:15.414	5		1:26.548	22.271	39.139	25.138	221.3	10:00:09.985
6		1:34.276	23.591	43.552	27.133	150.4	10:02:49.690	6		1:29.033	22.419	38.867	27.747	219.9	10:01:39.018
7		1:29.168	22.878	39.632	26.658	217.7	10:04:18.858	7		1:36.240	25.261	45.072	25.907	201.1	10:03:15.258
8		1:29.231	23.306	39.465	26.460	220.8	10:05:48.089	8		1:26.367	22.513	38.689	25.165	217.7	10:04:41.625
9		1:28.253	22.586	39.231	26.436	219.0	10:07:16.342	9		1:26.000	22.432	38.667	24.901	217.7	10:06:07.625
10		1:28.190	22.579	39.308	26.303	218.1	10:08:44.532	10		1:25.902	22.320	38.558	25.024	218.6	10:07:33.527
11		1:28.204	22.505	39.483	26.216	218.6	10:10:12.736	11		1:35.382	25.273	44.423	25.686	190.4	10:09:08.909
12		1:45.512 P	22.829	39.602	43.081	218.1	10:11:58.248	12		1:25.639	22.207	38.466	24.966	218.6	10:10:34.548
13		5:32.256	4:11.467	50.216	30.573	112.1	10:17:30.504	13		1:35.096 P	22.759	39.745	32.592	222.6	10:12:09.644
14		1:36.994	27.647	42.588	26.759	153.1	10:19:07.498	14		7:34.975	6:22.032	44.513	28.430	206.1	10:19:44.619
15		1:28.705	22.627	39.655	26.423	217.7	10:20:36.203	15		1:33.014	24.045	42.102	26.867	199.6	10:21:17.633
16		1:27.780	22.497	39.252	26.031	218.6	10:22:03.983	16		1:26.778	22.432	39.184	25.162	217.3	10:22:44.411
17		1:32.711	22.418	44.377	25.916	219.0	10:23:36.694	17		1:25.461	22.280	38.387	24.794	217.7	10:24:09.872
18		1:27.389	22.426	39.320	25.643	219.9	10:25:04.083	18		1:25.378	22.340	38.397	24.641	218.6	10:25:35.250
19		1:31.884	22.577	38.886	30.421	218.1	10:26:35.967	19		1:25.343	22.092	38.438	24.813	219.5	10:27:00.593
20		1:27.576	22.466	39.427	25.683	219.5	10:28:03.543	20		1:31.928	24.245	42.586	25.097	197.0	10:28:32.521
21		1:28.447	22.578	38.896	26.973	221.3	10:29:31.990	21		1:35.270 P	22.203	41.261	31.806	219.0	10:30:07.791
22		1:26.959	22.380	38.866	25.713	219.0	10:30:58.949								
23		1:26.801	22.389	38.886	25.526	218.6	10:32:25.750	71							
24		1:37.983 P	22.268	39.093	36.622	218.1	10:34:03.733								

Brad Benavides

Dallara F320 Spiess

Carlin

52

Jak Crawford

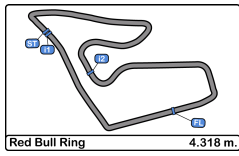
Dallara F320 Spiess

Rookie

Team Motopark

Lap	D	Time	Sector 1	Sector 2	Sector 3	T. Spd	Elapsed	Lap	D	Time	Sector 1	Sector 2	Sector 3	T. Spd	Elapsed
1		9:55:01.960 P	9:53:32.405	50.698	38.857	167.1	9:55:01.960	1		9:54:04.215	9:52:47.397	47.078	29.740	177.0	9:54:04.215
2		5:02.806	3:49.511	43.758	29.537	207.6	10:00:04.766	2		1:39.891	24.679	45.548	29.664	157.6	9:55:44.106
3		1:43.298	23.598	50.402	29.298	214.2	10:01:48.064	3		1:29.025	23.030	39.737	26.258	217.3	9:57:13.131
4		1:28.169	22.766	39.743	25.660	217.7	10:03:16.233	4		1:27.600	22.690	39.112	25.798	219.5	9:58:40.731
5		1:30.059	22.426	38.967	28.666	220.4	10:04:46.292	5		1:27.261	22.784	39.002	25.475	219.0	10:00:07.992
6		1:25.847	22.201	38.641	25.005	219.0	10:06:12.139	6		1:26.828	22.454	39.138	25.236	224.5	10:01:34.820
7		1:26.675	23.101	38.614	24.960	217.7	10:07:38.814	7		1:26.904	22.849	38.779	25.276	217.3	10:03:01.724
8		1:24.928	22.087	38.299	24.542	219.0	10:09:03.742	8		1:26.344	22.724	38.531	25.089	217.3	10:04:28.068
9		1:31.238 P	21.989	38.426	30.823	220.4	10:10:34.980	9		1:26.043	22.490	38.591	24.962	217.7	10:05:54.111
10		2:54.591 P	1:37.289	43.721	33.581	199.2	10:13:29.571	10		1:37.218 P	22.357	38.788	36.073	218.1	10:07:31.329
11		2:04.994 P	52.771	40.386	31.837	215.1	10:15:34.565	11		7:24.294	6:19.580	39.212	25.502	215.1	10:14:55.623
12		5:22.101	4:09.497	45.003	27.601	201.1	10:20:56.666	12		1:25.599	22.382	38.308	24.909	218.6	10:16:21.222
13		1:26.694	22.726	38.918	25.050	215.5	10:22:23.360	13		1:25.261	22.202	38.270	24.789	219.0	10:17:46.483
14		1:24.772	22.040	38.167	24.565	218.1	10:23:48.132	14		1:25.270	22.316	38.297	24.657	217.3	10:19:11.753
15		1:26.210	21.873	39.681	24.656	219.5	10:25:14.342	15		1:24.920	22.299	38.018	24.603	219.0	10:20:36.673
16		1:24.769	22.437	37.899	24.433	218.6	10:26:39.111	16		1:31.829	22.416	39.857	29.556	221.3	10:22:08.502
17		1:24.434	21.771	37.851	24.812	221.7	10:28:03.545	17		1:26.130	22.462	38.852	24.816	219.0	10:23:34.632
18		1:24.270	21.984	37.839	24.447	220.8	10:29:27.815	18		1:25.296	22.336	38.263	24.697	218.1	10:24:59.928
19		1:23.884	21.841	37.744	24.299	220.4	10:30:51.699	19		1:24.964	22.121	38.291	24.552	218.1	10:26:24.892
20		1:23.830	21.800	37.797	24.233	220.8	10:32:15.529	20		1:25.128	22.282	38.264	24.582	218.1	10:27:50.020
21		1:29.780 P	21.818	37.901	30.061	219.5	10:33:45.309	21		2:03.741 P	22.376	50.920	50.445	214.7	10:29:53.761





Red Bull Ring
Euroformula Open
Free Practice - 1
Lap Analysis



74

Cem Bolukbasi

Dallara F320 HWA

Van Amersfoort Racing

Lap	D	Time	Sector 1	Sector 2	Sector 3	T. Spd	Elapsed
1		9:54:01.358	9:52:42.429	48.236	30.693	183.3	9:54:01.358
2		1:35.787	24.532	43.342	27.913	210.1	9:55:37.145
3		1:29.706	23.459	40.218	26.029	215.5	9:57:06.851
4		1:27.523	22.577	39.174	25.772	218.6	9:58:34.374
5		1:27.216	22.648	39.163	25.405	220.4	10:00:01.590
6		1:26.344	22.512	38.801	25.031	218.6	10:01:27.934
7		1:25.837	22.270	38.583	24.984	218.1	10:02:53.771
8		1:25.376	22.144	38.159	25.073	220.4	10:04:19.147
9		1:25.752	22.509	38.401	24.842	219.0	10:05:44.899
10		1:31.802 P	22.299	38.581	30.922	219.0	10:07:16.701
11		6:06.105	4:54.993	43.118	27.994	209.7	10:13:22.806
12		1:35.510	23.385	43.262	28.863	213.0	10:14:58.316
13		1:25.992	22.437	38.723	24.832	220.4	10:16:24.308
14		1:24.615	21.997	38.124	24.494	220.8	10:17:48.923
15		1:24.145	21.974	37.894	24.277	220.8	10:19:13.068
16		1:27.040	21.960	37.945	27.135	223.1	10:20:40.108
17		1:24.362	21.977	37.861	24.524	221.7	10:22:04.470
18		1:30.977 P	22.190	38.149	30.638	224.5	10:23:35.447
19		5:32.037	4:28.479	38.805	24.753	212.5	10:29:07.484
20		1:24.791	22.237	38.113	24.441	219.0	10:30:32.275
21		1:24.563	22.084	38.051	24.428	219.5	10:31:56.838
22		1:24.256	21.994	38.039	24.223	219.9	10:33:21.094
23		1:37.431 P	21.825	37.791	37.815	221.3	10:34:58.525

88

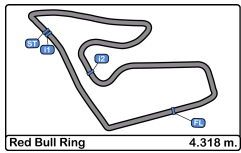
Filip Kaminiaz

Dallara F320 Spiess

CryptoTower Racing Team

Lap	D	Time	Sector 1	Sector 2	Sector 3	T. Spd	Elapsed
1		9:54:23.189 P	9:52:55.758	48.637	38.794	169.5	9:54:23.189
2		3:46.723	2:33.289	44.031	29.403	203.3	9:58:09.912
3		1:31.848	24.023	40.745	27.080	215.5	9:59:41.760
4		1:32.593	22.790	42.994	26.809	216.8	10:01:14.353
5		1:28.728	22.631	39.999	26.098	216.0	10:02:43.081
6		1:27.534	22.456	39.077	26.001	216.8	10:04:10.615
7		1:27.496	22.635	39.176	25.685	216.8	10:05:38.111
8		1:27.369	22.738	38.955	25.676	217.3	10:07:05.480
9		1:27.125	22.764	38.907	25.454	216.4	10:08:32.605
10		1:27.197	22.413	39.125	25.659	217.3	10:09:59.802
11		1:27.348	22.365	39.319	25.664	218.1	10:11:27.150
12		1:30.840	22.237	42.264	26.339	219.5	10:12:57.990
13		1:35.316 P	22.442	40.087	32.787	218.6	10:14:33.306
14		8:16.081	7:01.091	45.323	29.667	196.0	10:22:49.387
15		1:32.293	23.283	42.138	26.872	214.7	10:24:21.680
16		1:26.413	22.416	38.847	25.150	216.4	10:25:48.093
17		1:26.210	22.234	38.914	25.062	217.3	10:27:14.303
18		1:26.829	22.145	38.608	26.076	218.6	10:28:41.132
19		1:25.741	22.231	38.580	24.930	217.7	10:30:06.873
20		1:28.127	22.226	40.259	25.642	219.0	10:31:35.000
21		1:25.113	22.217	38.292	24.604	218.1	10:33:00.113
22		1:38.218 P	22.129	42.114	33.975	218.6	10:34:38.331



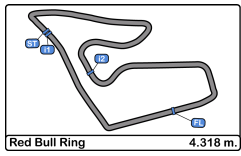


Red Bull Ring
Euroformula Open
Free Practice - 1
Best Sectors Results



Sector - 1				Sector - 2				Sector - 3				Ideal Lap vs Best Lap			
Clas	Nº	Driver	Time	Nº	Driver	Time	Nº	Driver	Time	Clas	Nº	Driver	Ideal Lap	Best Lap	Clas
1	28	Cameron Das	21.762	52	Jak Crawford	37.744	28	Cameron Das	24.208	1	28	Cameron Das	1:23.743	1:23.827	1
2	52	Jak Crawford	21.771	28	Cameron Das	37.773	74	Cem Bolukbasi	24.223	2	52	Jak Crawford	1:23.748	1:23.830	2
3	74	Cem Bolukbasi	21.825	8	Rafael Villagomez	37.789	52	Jak Crawford	24.233	3	74	Cem Bolukbasi	1:23.839	1:24.145	4
4	27	Louis Foster	21.903	74	Cem Bolukbasi	37.791	8	Rafael Villagomez	24.262	4	8	Rafael Villagomez	1:24.082	1:24.082	3
5	21	Josh Mason	21.953	25	Casper Stevenson	37.900	21	Josh Mason	24.317	5	27	Louis Foster	1:24.163	1:24.163	5
6	25	Casper Stevenson	21.990	27	Louis Foster	37.903	27	Louis Foster	24.357	6	21	Josh Mason	1:24.188	1:24.349	6
7	15	Enzo Trulli	22.004	21	Josh Mason	37.918	25	Casper Stevenson	24.396	7	25	Casper Stevenson	1:24.286	1:24.413	7
8	18	Nazim Azman	22.006	18	Nazim Azman	37.935	18	Nazim Azman	24.522	8	18	Nazim Azman	1:24.463	1:24.509	8
9	8	Rafael Villagomez	22.031	15	Enzo Trulli	37.956	71	Brad Benavides	24.552	9	15	Enzo Trulli	1:24.671	1:24.795	9
10	66	Zdenek Chovanec	22.092	71	Brad Benavides	38.018	88	Filip Kaminiarz	24.604	10	71	Brad Benavides	1:24.691	1:24.920	10
11	71	Brad Benavides	22.121	10	Reshad de Gerus	38.103	66	Zdenek Chovanec	24.641	11	88	Filip Kaminiarz	1:25.025	1:25.113	12
12	88	Filip Kaminiarz	22.129	88	Filip Kaminiarz	38.292	15	Enzo Trulli	24.711	12	10	Reshad de Gerus	1:25.032	1:25.049	11
13	10	Reshad de Gerus	22.186	66	Zdenek Chovanec	38.387	10	Reshad de Gerus	24.743	13	66	Zdenek Chovanec	1:25.120	1:25.343	13
14	35	Enzo Scionti	22.268	35	Enzo Scionti	38.866	35	Enzo Scionti	25.526	14	35	Enzo Scionti	1:26.660	1:26.801	14



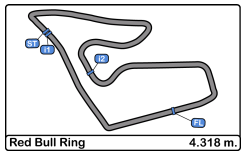


Red Bull Ring
Euroformula Open
Free Practice - 1
Best 5 Lap Times



Cls	N°	Driver	Nat	Cat	Cls	Team	Nat	Vehicle	Best 1		Best 2		Best 3		Best 4		Best 5	
									Time	Lap	Time	Lap	Time	Lap	Time	Lap	Time	Lap
1	28	Cameron Das				Team Motopark		Dallara F320 Spiess	1:23.827	18	1:23.912	20	1:23.973	17	1:24.106	19	1:24.351	16
2	52	Jak Crawford		R	1	Team Motopark		Dallara F320 Spiess	1:23.830	20	1:23.884	19	1:24.270	18	1:24.434	17	1:24.769	16
3	8	Rafael Villagomez				Van Amersfoort Racing		Dallara F320 HWA	1:24.082	20	1:24.294	21	1:24.527	18	1:24.557	19	1:25.050	17
4	74	Cem Bolukbasi				Van Amersfoort Racing		Dallara F320 HWA	1:24.145	15	1:24.256	22	1:24.362	17	1:24.563	21	1:24.615	14
5	27	Louis Foster				CryptoTower Racing Team		Dallara F320 Spiess	1:24.163	21	1:24.304	19	1:24.915	18	1:25.069	16	1:25.125	12
6	21	Josh Mason				Double R Racing		Dallara F320 HWA	1:24.349	19	1:24.854	12	1:25.145	11	1:25.548	20	1:25.717	10
7	25	Casper Stevenson		R	2	Van Amersfoort Racing		Dallara F320 HWA	1:24.413	22	1:24.717	21	1:24.770	20	1:25.333	19	1:25.446	18
8	18	Nazim Azman				CryptoTower Racing Team		Dallara F320 Spiess	1:24.509	20	1:24.704	18	1:24.869	17	1:25.058	19	1:25.619	10
9	15	Enzo Trulli		R	3	Carlin		Dallara F320 Spiess	1:24.795	17	1:24.909	15	1:25.046	21	1:25.236	22	1:25.250	13
10	71	Brad Benavides				Carlin		Dallara F320 Spiess	1:24.920	15	1:24.964	19	1:25.128	20	1:25.261	13	1:25.270	14
11	10	Reshad de Gerus				Team Motopark		Dallara F320 Spiess	1:25.049	7	1:25.207	8	1:26.275	5	1:26.292	14	1:27.731	4
12	88	Filip Kaminiarz				CryptoTower Racing Team		Dallara F320 Spiess	1:25.113	21	1:25.741	19	1:26.210	17	1:26.413	16	1:27.125	9
13	66	Zdenek Chovanec		R	4	Double R Racing		Dallara F320 HWA	1:25.343	19	1:25.378	18	1:25.461	17	1:25.639	12	1:25.902	10
14	35	Enzo Scionti		R	5	Drivex School		Dallara F320 HWA	1:26.801	23	1:26.959	22	1:27.389	18	1:27.576	20	1:27.780	16



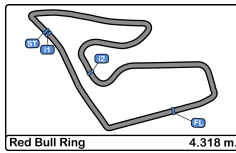


Red Bull Ring
Euroformula Open
Free Practice - 1
Best 5 Top Speeds



Clas	Nº	Driver	Nat	Cat	Cls	Team	Nat	Vehicle	Top 1		Top 2		Top 3		Top 4		Top 5		Avg
									Km/h	Lap	Km/h	Lap	Km/h	Lap	Km/h	Lap	Km/h	Lap	
1	28	Cameron Das				Team Motopark		Dallara F320 Spiess	225.4	19	224.0	6	221.7	7	220.8	18	220.8	21	222.6
2	71	Brad Benavides				Carlin		Dallara F320 Spiess	224.5	6	221.3	16	219.5	4	219.0	5	219.0	13	220.6
3	74	Cem Bolukbasi				Van Amersfoort Racing		Dallara F320 HWA	224.5	18	223.1	16	221.7	17	221.3	23	220.8	14	222.3
4	8	Rafael Villagomez				Van Amersfoort Racing		Dallara F320 HWA	223.6	8	222.2	6	222.2	7	222.2	10	221.3	5	222.3
5	21	Josh Mason				Double R Racing		Dallara F320 HWA	223.1	17	221.7	12	221.3	8	220.8	13	220.8	14	221.5
6	66	Zdenek Chovanec		R	1	Double R Racing		Dallara F320 HWA	222.6	13	221.3	5	219.9	6	219.5	19	219.0	4	220.5
7	52	Jak Crawford		R	2	Team Motopark		Dallara F320 Spiess	221.7	17	220.8	18	220.8	20	220.4	5	220.4	9	220.8
8	15	Enzo Trulli		R	3	Carlin		Dallara F320 Spiess	221.3	17	220.8	18	220.4	13	220.4	15	219.9	14	220.5
9	35	Enzo Scionti		R	4	Drivex School		Dallara F320 HWA	221.3	21	220.8	8	219.9	18	219.5	20	219.0	9	220.1
10	25	Casper Stevenson		R	5	Van Amersfoort Racing		Dallara F320 HWA	219.9	20	219.9	21	219.9	22	219.9	24	219.5	8	219.8
11	27	Louis Foster				CryptoTower Racing Team		Dallara F320 Spiess	219.9	8	219.9	9	219.9	21	219.5	6	219.5	18	219.7
12	18	Nazim Azman				CryptoTower Racing Team		Dallara F320 Spiess	219.5	10	219.5	18	219.5	19	219.0	17	218.6	8	219.2
13	88	Filip Kaminiaz				CryptoTower Racing Team		Dallara F320 Spiess	219.5	12	219.0	20	218.6	13	218.6	18	218.6	22	218.8
14	10	Reshad de Gerus				Team Motopark		Dallara F320 Spiess	218.6	9	218.1	8	217.7	7	217.7	15	217.3	6	217.9



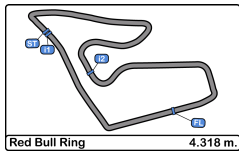


Red Bull Ring
Euroformula Open
Free Practice - 1
Fastest Laps Sequence



Lap	Time of Day	Session Time	Nº	Driver	Nat	Cat	Team	Nat	Vehicle	Time	Km/h	
2	9:55:35.445	3:35.445	25	Casper Stevenson		GBR	R	Van Amersfoort Racing		Dallara F320 HWA	1:35.318	163.0
2	9:56:31.431	4:31.431	35	Enzo Scionti		USA	R	Drivex School		Dallara F320 HWA	1:34.969	163.6
3	9:57:05.434	5:05.434	25	Casper Stevenson		GBR	R	Van Amersfoort Racing		Dallara F320 HWA	1:29.989	172.7
3	9:57:06.851	5:06.851	74	Cem Bolukbasi		TUR		Van Amersfoort Racing		Dallara F320 HWA	1:29.706	173.2
3	9:57:09.390	5:09.390	8	Rafael Villagomez		MEX		Van Amersfoort Racing		Dallara F320 HWA	1:27.927	176.7
4	9:58:34.374	6:34.374	74	Cem Bolukbasi		TUR		Van Amersfoort Racing		Dallara F320 HWA	1:27.523	177.6
4	9:58:35.984	6:35.984	8	Rafael Villagomez		MEX		Van Amersfoort Racing		Dallara F320 HWA	1:26.594	179.5
5	10:00:02.318	8:02.318	8	Rafael Villagomez		MEX		Van Amersfoort Racing		Dallara F320 HWA	1:26.334	180.0
4	10:01:04.446	9:04.446	28	Cameron Das		USA		Team Motopark		Dallara F320 Spiess	1:26.286	180.1
5	10:02:30.024	10:30.024	28	Cameron Das		USA		Team Motopark		Dallara F320 Spiess	1:25.578	181.6
7	10:02:54.229	10:54.229	8	Rafael Villagomez		MEX		Van Amersfoort Racing		Dallara F320 HWA	1:25.513	181.7
6	10:03:55.473	11:55.473	28	Cameron Das		USA		Team Motopark		Dallara F320 Spiess	1:25.449	181.9
9	10:08:12.462	16:12.462	28	Cameron Das		USA		Team Motopark		Dallara F320 Spiess	1:24.918	183.0
10	10:09:37.073	17:37.073	28	Cameron Das		USA		Team Motopark		Dallara F320 Spiess	1:24.611	183.7
15	10:19:13.068	27:13.068	74	Cem Bolukbasi		TUR		Van Amersfoort Racing		Dallara F320 HWA	1:24.145	184.7
17	10:28:43.750	36:43.750	28	Cameron Das		USA		Team Motopark		Dallara F320 Spiess	1:23.973	185.1
18	10:30:07.577	38:07.577	28	Cameron Das		USA		Team Motopark		Dallara F320 Spiess	1:23.827	185.4



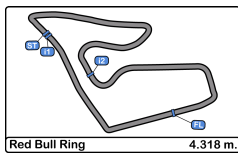


Red Bull Ring
Euroformula Open
Free Practice - 1
Event Best Maximum Speed



Nº	Driver	Nat	Cat	Clas	Team	Nat	Vehicle	Km/h	Session
28	Cameron Das				Team Motopark		Dallara F320 Spiess	225.4	Free Practice - 1
71	Brad Benavides				Carlin		Dallara F320 Spiess	224.5	Free Practice - 1
74	Cem Bolukbasi				Van Amersfoort Racing		Dallara F320 HWA	224.5	Free Practice - 1
8	Rafael Villagomez				Van Amersfoort Racing		Dallara F320 HWA	223.6	Free Practice - 1
21	Josh Mason				Double R Racing		Dallara F320 HWA	223.1	Free Practice - 1
66	Zdenek Chovanec		R	1	Double R Racing		Dallara F320 HWA	222.6	Free Practice - 1
52	Jak Crawford		R	2	Team Motopark		Dallara F320 Spiess	221.7	Free Practice - 1
15	Enzo Trulli		R	3	Carlin		Dallara F320 Spiess	221.3	Free Practice - 1
35	Enzo Scionti		R	4	Drivex School		Dallara F320 HWA	221.3	Free Practice - 1
27	Louis Foster				CryptoTower Racing Team		Dallara F320 Spiess	219.9	Free Practice - 1
25	Casper Stevenson		R	5	Van Amersfoort Racing		Dallara F320 HWA	219.9	Free Practice - 1
18	Nazim Azman				CryptoTower Racing Team		Dallara F320 Spiess	219.5	Free Practice - 1
88	Filip Kaminiarz				CryptoTower Racing Team		Dallara F320 Spiess	219.5	Free Practice - 1
10	Reshad de Gerus				Team Motopark		Dallara F320 Spiess	218.6	Free Practice - 1





Red Bull Ring
Euroformula Open
Free Practice - 1
Pit Stop Analysis



8 Rafael Villagomez Dallara F320 HWA
Van Amersfoort Racing

N°	In Day Time	In Time	Out Time	Pit Time	T. Pit Time	Handicap	Penalty
1	10:04:22.607	10:04:22.607	10:09:59.261	5:36.654	5:36.654		
2	10:18:37.703	10:18:37.703	10:22:25.360	3:47.657	9:24.311		

10 Reshad de Gerus Dallara F320 Spiess
Team Motopark

N°	In Day Time	In Time	Out Time	Pit Time	T. Pit Time	Handicap	Penalty
1	9:57:36.090	9:57:36.090	10:02:01.208	4:25.118	4:25.118		
2	10:13:45.968	10:13:45.968	10:16:38.651	2:52.683	7:17.801		
3	10:18:14.285	10:18:14.285	10:18:48.650	34.365	7:52.166		
4	10:20:19.431	10:20:19.431	10:22:58.486	2:39.055	10:31.221		

15 Enzo Trulli Dallara F320 Spiess
Rookie Carlin

N°	In Day Time	In Time	Out Time	Pit Time	T. Pit Time	Handicap	Penalty
1	10:04:42.067	10:04:42.067	10:09:00.891	4:18.824	4:18.824		
2	10:25:00.945	10:25:00.945	10:28:27.927	3:26.982	7:45.806		

18 Nazim Azman Dallara F320 Spiess
CryptoTower Racing Team

N°	In Day Time	In Time	Out Time	Pit Time	T. Pit Time	Handicap	Penalty
1	9:54:31.849	9:54:31.849	9:57:42.396	3:10.547	3:10.547		
2	10:12:41.991	10:12:41.991	10:19:39.615	6:57.624	10:08.171		

21 Josh Mason Dallara F320 HWA
Double R Racing

N°	In Day Time	In Time	Out Time	Pit Time	T. Pit Time	Handicap	Penalty
1	10:04:35.998	10:04:35.998	10:09:05.403	4:29.405	4:29.405		
2	10:17:48.925	10:17:48.925	10:21:57.672	4:08.747	8:38.152		

25 Casper Stevenson Dallara F320 HWA
Rookie Van Amersfoort Racing

N°	In Day Time	In Time	Out Time	Pit Time	T. Pit Time	Handicap	Penalty
1	10:10:20.903	10:10:20.903	10:12:45.843	2:24.940	2:24.940		
2	10:14:15.438	10:14:15.438	10:14:47.071	31.633	2:56.573		
3	10:16:14.600	10:16:14.600	10:20:14.774	4:00.174	6:56.747		

27 Louis Foster Dallara F320 Spiess
CryptoTower Racing Team

N°	In Day Time	In Time	Out Time	Pit Time	T. Pit Time	Handicap	Penalty
1	9:54:20.812	9:54:20.812	9:57:57.430	3:36.618	3:36.618		
2	10:15:27.287	10:15:27.287	10:21:02.294	5:35.007	9:11.625		

28 Cameron Das Dallara F320 Spiess
Team Motopark

N°	In Day Time	In Time	Out Time	Pit Time	T. Pit Time	Handicap	Penalty
1	9:54:33.180	9:54:33.180	9:56:39.156	2:05.976	2:05.976		
2	10:12:51.056	10:12:51.056	10:21:17.210	8:26.154	10:32.130		

35 Enzo Scionti Dallara F320 HWA
Rookie Drivex School

N°	In Day Time	In Time	Out Time	Pit Time	T. Pit Time	Handicap	Penalty
1	10:11:53.141	10:11:53.141	10:15:40.287	3:47.146	3:47.146		

52 Jak Crawford Dallara F320 Spiess
Rookie Team Motopark

N°	In Day Time	In Time	Out Time	Pit Time	T. Pit Time	Handicap	Penalty
1	9:54:56.098	9:54:56.098	9:58:27.293	3:31.195	3:31.195		
2	10:10:30.268	10:10:30.268	10:11:50.703	1:20.435	4:51.630		
3	10:13:24.350	10:13:24.350	10:14:00.158	35.808	5:27.438		
4	10:15:29.547	10:15:29.547	10:19:18.701	3:49.154	9:16.592		

66 Zdenek Chovanec Dallara F320 HWA
Rookie Double R Racing

N°	In Day Time	In Time	Out Time	Pit Time	T. Pit Time	Handicap	Penalty
1	10:12:05.115	10:12:05.115	10:18:07.272	6:02.157	6:02.157		

71 Brad Benavides Dallara F320 Spiess
Carlin

N°	In Day Time	In Time	Out Time	Pit Time	T. Pit Time	Handicap	Penalty
1	10:07:26.336	10:07:26.336	10:13:24.826	5:58.490	5:58.490		

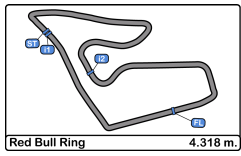
74 Cem Bolukbasi Dallara F320 HWA
Van Amersfoort Racing

N°	In Day Time	In Time	Out Time	Pit Time	T. Pit Time	Handicap	Penalty
1	10:07:11.881	10:07:11.881	10:11:46.769	4:34.888	4:34.888		
2	10:23:30.761	10:23:30.761	10:27:39.439	4:08.678	8:43.566		

88 Filip Kaminiarz Dallara F320 Spiess
CryptoTower Racing Team

N°	In Day Time	In Time	Out Time	Pit Time	T. Pit Time	Handicap	Penalty
1	9:54:18.161	9:54:18.161	9:56:33.130	2:14.969	2:14.969		
2	10:14:28.351	10:14:28.351	10:21:09.871	6:41.520	8:56.489		

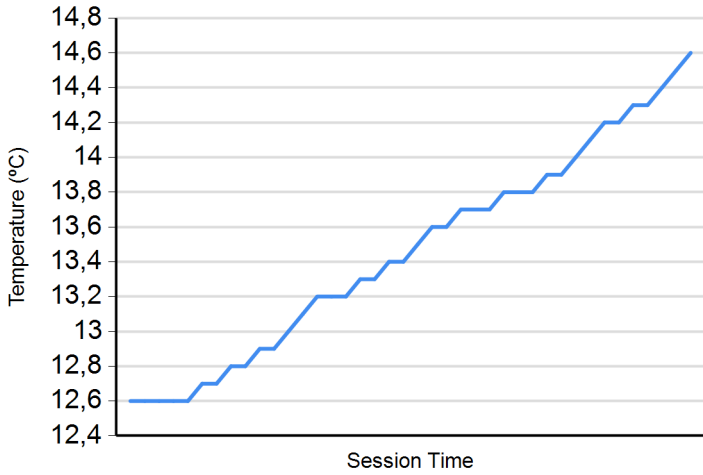




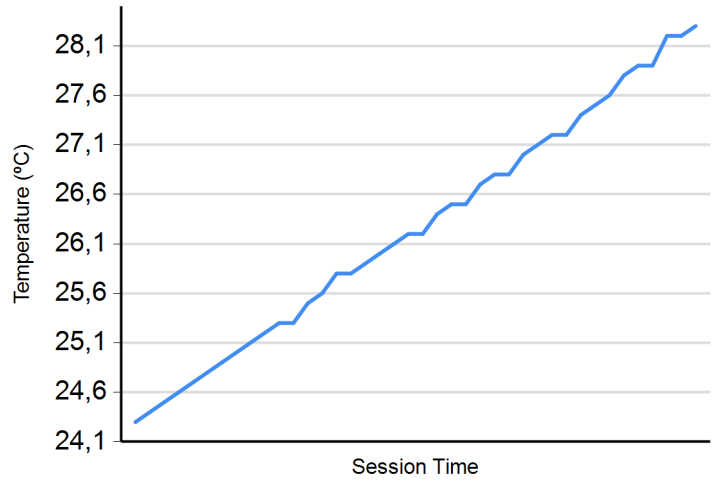
Red Bull Ring
Euroformula Open
Free Practice - 1
Weather Report



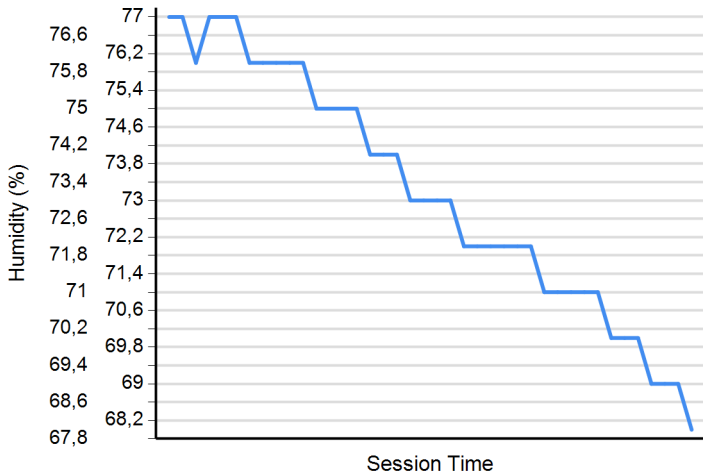
Air Temperature



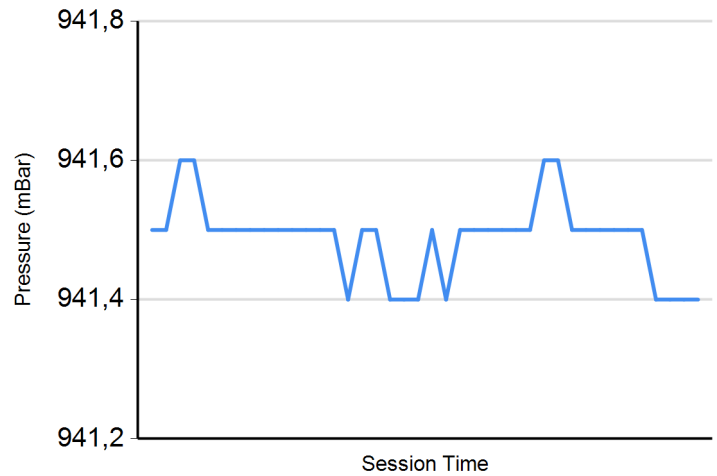
Track Temperature



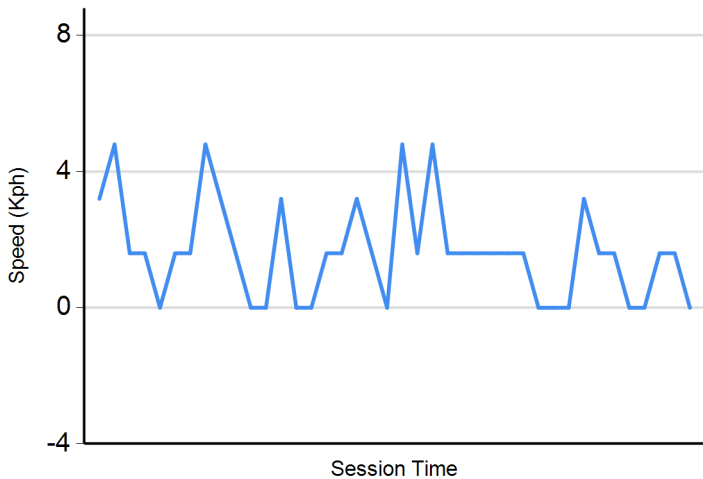
Humidity



Pressure



Wind Speed



Wind direction

North = 0°/360° Est = 90° South = 180° West = 270°

