

**Red Bull Ring**  
**Euroformula Open**  
**Race - 1**  
**Provisional Results**



Clas	Nº	Driver	Nat	Cat	Clas	Team	Nat	Vehicle	Laps	Total Time	Gap	Interval	Km/h	Best	Time	Km/h
1	52	Jak Crawford	USA	R	1	Team Motopark	DEU	Dallara F320 Spiess	21	29:37.946			183.6	14	1:24.138	184.7
2	27	Louis Foster	GBR			CryptoTower Racing Team	JPN	Dallara F320 Spiess	21	29:44.857	6.911	6.911	182.8	15	1:24.441	184.0
3	28	Cameron Das	USA			Team Motopark	DEU	Dallara F320 Spiess	21	29:45.126	7.180	0.269	182.8	7	1:24.266	184.4
4	74	Cem Bolukbasi	TUR			Van Amersfoort Racing	NLD	Dallara F320 HWA	21	29:51.240	13.294	6.114	182.2	17	1:24.651	183.6
5	10*	Reshad de Gerus	FRA			Team Motopark	DEU	Dallara F320 Spiess	21	29:53.578	15.632	2.338	182.0	4	1:24.550	183.8
6	18	Nazim Azman	MYS			CryptoTower Racing Team	JPN	Dallara F320 Spiess	21	29:55.074	17.128	1.496	181.8	15	1:24.722	183.4
7	8	Rafael Villagomez	MEX			Van Amersfoort Racing	NLD	Dallara F320 HWA	21	29:58.380	20.434	3.306	181.5	10	1:24.790	183.3
8	25	Casper Stevenson	GBR	R	2	Van Amersfoort Racing	NLD	Dallara F320 HWA	21	29:59.176	21.230	0.796	181.4	10	1:24.861	183.1
9	15	Enzo Trulli	ITA	R	3	Carlin	GBR	Dallara F320 Spiess	21	29:59.509	21.563	0.333	181.4	14	1:24.702	183.5
10	71	Brad Benavides	USA			Carlin	GBR	Dallara F320 Spiess	21	30:06.018	28.072	6.509	180.7	15	1:25.182	182.4
11	66*	Zdenek Chovanec	PRT	R	4	Double R Racing	GBR	Dallara F320 HWA	21	30:20.134	42.188	14.116	179.3	14	1:25.378	182.0
12	35	Enzo Scionti	USA	R	5	Drivex School	ESP	Dallara F320 HWA	21	30:24.486	46.540	4.352	178.9	11	1:25.630	181.5
13	88	Filip Kaminiarz	POL			CryptoTower Racing Team	JPN	Dallara F320 Spiess	21	30:39.195	1:01.249	14.709	177.4	6	1:25.514	181.7
14	21	Josh Mason	GBR			Double R Racing	GBR	Dallara F320 HWA	16	23:25.342	5 Laps	5 Laps	176.9	11	1:24.957	182.9

Fastest lap Jak Crawford in 1:24.138 at 184.7 Km/h in lap 14

**\* PENALTIES**

- Car 10 - 5 second time penalties applied as per in-race Stewards' decisions
- Car 66 - 2 second time penalties applied as per in-race Stewards' decisions - Track limits
- Car 66 - 3 second time penalties applied as per in-race Stewards' decisions - Track limits repeatedly
- Car 66 - 5 second time penalties applied as per in-race Stewards' decisions - Track limits repeatedly

Published at:.....

Track Temp: **39.9 °C** Air Temp: **24.9 °C** Humidity: **39 %** Track Status: **DRY**

Stewards:

Race Director:

Timekeeper:

Luis Angel Garcia Nufez  
 JOB/I-0020-ESP





**Red Bull Ring**  
**Euroformula Open**  
**Race - 1**



**Provisional Results by Category**

Clas	Nº	Driver	Nat	Cat	Clas	Team	Nat	Vehicle	Laps	Total Time	Gap	Interval	Km/h	Best	Time	Km/h	
1	27	Louis Foster		GBR		CryptoTower Racing Team		JPN Dallara F320 Spiess	21	29:44.857			182.8	15	1:24.441	184.0	
2	28	Cameron Das		USA		Team Motopark		DEU Dallara F320 Spiess	21	29:45.126	0.269	0.269	182.8	7	1:24.266	184.4	
3	74	Cem Bolukbasi		TUR		Van Amersfoort Racing		NLD Dallara F320 HWA	21	29:51.240	6.383	6.114	182.2	17	1:24.651	183.6	
4	10*	Reshad de Gerus		FRA		Team Motopark		DEU Dallara F320 Spiess	21	29:53.578	8.721	2.338	182.0	4	1:24.550	183.8	
5	18	Nazim Azman		MYS		CryptoTower Racing Team		JPN Dallara F320 Spiess	21	29:55.074	10.217	1.496	181.8	15	1:24.722	183.4	
6	8	Rafael Villagomez		MEX		Van Amersfoort Racing		NLD Dallara F320 HWA	21	29:58.380	13.523	3.306	181.5	10	1:24.790	183.3	
7	71	Brad Benavides		USA		Carlin		GBR Dallara F320 Spiess	21	30:06.018	21.161	7.638	180.7	15	1:25.182	182.4	
8	88	Filip Kaminiarz		POL		CryptoTower Racing Team		JPN Dallara F320 Spiess	21	30:39.195	54.338	33.177	177.4	6	1:25.514	181.7	
9	21	Josh Mason		GBR		Double R Racing		GBR Dallara F320 HWA	16	23:25.342	5 Laps	5 Laps	176.9	11	1:24.957	182.9	
<b>Rookie</b>																	
1	52	Jak Crawford		USA	R	1	Team Motopark		DEU Dallara F320 Spiess	21	29:37.946			183.6	14	1:24.138	184.7
2	25	Casper Stevenson		GBR	R	2	Van Amersfoort Racing		NLD Dallara F320 HWA	21	29:59.176	21.230	21.230	181.4	10	1:24.861	183.1
3	15	Enzo Trulli		ITA	R	3	Carlin		GBR Dallara F320 Spiess	21	29:59.509	21.563	0.333	181.4	14	1:24.702	183.5
4	66*	Zdenek Chovanec		CZE	R	4	Double R Racing		GBR Dallara F320 HWA	21	30:20.134	42.188	20.625	179.3	14	1:25.378	182.0
5	35	Enzo Scionti		USA	R	5	Drivex School		ESP Dallara F320 HWA	21	30:24.486	46.540	4.352	178.9	11	1:25.630	181.5

Fastest lap Jak Crawford in 1:24.138 at 184.7 Km/h in lap 14

**\* PENALTIES**

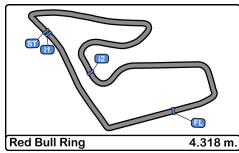
- Car 10 - 5 second time penalties applied as per in-race Stewards' decisions
- Car 66 - 2 second time penalties applied as per in-race Stewards' decisions - Track limits
- Car 66 - 3 second time penalties applied as per in-race Stewards' decisions - Track limits repeatedly
- Car 66 - 5 second time penalties applied as per in-race Stewards' decisions - Track limits repeatedly

Published at:.....

Track Temp: 39.9 °C Air Temp: 24.9 °C Humidity: 39 % Track Status: DRY

<b>Stewards:</b>	<b>Race Director:</b>	<b>Timekeeper:</b>  Luis Angel Garcia Nunez JOB/I-0020-ESP
------------------	-----------------------	---





**Red Bull Ring**  
**Euroformula Open**  
**Race - 1**



**Provisional Classification by Driver Fastest Lap**

Clas	Nº	Driver	Nat	Cat	Clas	Team	Nat	Vehicle	Laps	Best	Time	Gap	Interval	Km/h
1	52	Jak Crawford		USA	R	1	Team Motopark		DEU	Dallara F320 Spiess	21	14	1:24.138	184.7
2	28	Cameron Das		USA			Team Motopark		DEU	Dallara F320 Spiess	21	7	1:24.266	0.128 0.128 184.4
3	27	Louis Foster		GBR			CryptoTower Racing Team		JPN	Dallara F320 Spiess	21	15	1:24.441	0.303 0.175 184.0
4	10	Reshad de Gerus		FRA			Team Motopark		DEU	Dallara F320 Spiess	21	4	1:24.550	0.412 0.109 183.8
5	74	Cem Bolukbasi		TUR			Van Amersfoort Racing		NLD	Dallara F320 HWA	21	17	1:24.651	0.513 0.101 183.6
6	15	Enzo Trulli		ITA	R	2	Carlin		GBR	Dallara F320 Spiess	21	14	1:24.702	0.564 0.051 183.5
7	18	Nazim Azman		MYS			CryptoTower Racing Team		JPN	Dallara F320 Spiess	21	15	1:24.722	0.584 0.020 183.4
8	8	Rafael Villagomez		MEX			Van Amersfoort Racing		NLD	Dallara F320 HWA	21	10	1:24.790	0.652 0.068 183.3
9	25	Casper Stevenson		GBR	R	3	Van Amersfoort Racing		NLD	Dallara F320 HWA	21	10	1:24.861	0.723 0.071 183.1
10	21	Josh Mason		GBR			Double R Racing		GBR	Dallara F320 HWA	16	11	1:24.957	0.819 0.096 182.9
11	71	Brad Benavides		USA			Carlin		GBR	Dallara F320 Spiess	21	15	1:25.182	1.044 0.225 182.4
12	66	Zdenek Chovanec		CZE	R	4	Double R Racing		GBR	Dallara F320 HWA	21	14	1:25.378	1.240 0.196 182.0
13	88	Filip Kaminiarz		POL			CryptoTower Racing Team		JPN	Dallara F320 Spiess	21	6	1:25.514	1.376 0.136 181.7
14	35	Enzo Scionti		USA	R	5	Drivex School		ESP	Dallara F320 HWA	21	11	1:25.630	1.492 0.116 181.5





**Red Bull Ring**  
**Euroformula Open**  
**Race - 1**



**Distance and Speed Average**

Clas	Nº	Driver	Nat	Cat	Clas	Team	Nat	Vehicle	Laps	Distance	Total Time	Km/h
1	52	Jak Crawford	USA	R	1	Team Motopark	DEU	Dallara F320 Spiess	21	90.67	29:37.946	183.6
2	27	Louis Foster	GBR			CryptoTower Racing Team	JPN	Dallara F320 Spiess	21	90.67	29:44.857	182.8
3	28	Cameron Das	USA			Team Motopark	DEU	Dallara F320 Spiess	21	90.67	29:45.126	182.8
4	74	Cem Bolukbasi	TUR			Van Amersfoort Racing	NLD	Dallara F320 HWA	21	90.67	29:51.240	182.2
5	10	Reshad de Gerus	FFA			Team Motopark	DEU	Dallara F320 Spiess	21	90.67	29:53.578	182.0
6	18	Nazim Azman	MYS			CryptoTower Racing Team	JPN	Dallara F320 Spiess	21	90.67	29:55.074	181.8
7	8	Rafael Villagomez	MEX			Van Amersfoort Racing	NLD	Dallara F320 HWA	21	90.67	29:58.380	181.5
8	25	Casper Stevenson	GBR	R	2	Van Amersfoort Racing	NLD	Dallara F320 HWA	21	90.67	29:59.176	181.4
9	15	Enzo Trulli	ITA	R	3	Carlin	GBR	Dallara F320 Spiess	21	90.67	29:59.509	181.4
10	71	Brad Benavides	USA			Carlin	GBR	Dallara F320 Spiess	21	90.67	30:06.018	180.7
11	66	Zdenek Chovanec	PRT	R	4	Double R Racing	GBR	Dallara F320 HWA	21	90.67	30:20.134	179.3
12	35	Enzo Scionti	USA	R	5	Drivex School	ESP	Dallara F320 HWA	21	90.67	30:24.486	178.9
13	88	Filip Kaminiarz	POL			CryptoTower Racing Team	JPN	Dallara F320 Spiess	21	90.67	30:39.195	177.4
14	21	Josh Mason	GBR			Double R Racing	GBR	Dallara F320 HWA	16	69.08	23:25.342	176.9





**Red Bull Ring**  
**Euroformula Open**  
**Race - 1**  
**Lap Analysis**



8

Rafael Villagomez

Dallara F320 HWA **15**

Enzo Trulli

Dallara F320 Spiess

Van Amersfoort Racing Rookie

Carlin

Lap	D	Time	Sector 1	Sector 2	Sector 3	T. Spd	Elapsed	Lap	D	Time	Sector 1	Sector 2	Sector 3	T. Spd	Elapsed
1		1:32.176	26.491	40.100	25.585	211.3	1:32.176	1		1:33.366	28.029	39.822	25.515	216.0	1:33.366
2		1:26.168	22.041	39.164	24.963	217.7	2:58.344	2		1:26.463	22.319	39.121	25.023	214.7	2:59.829
3		1:25.224	21.995	38.575	24.654	215.5	4:23.568	3		1:25.594	22.023	38.654	24.917	213.0	4:25.423
4		1:25.343	22.156	38.386	24.801	213.0	5:48.911	4		1:25.784	21.906	38.569	25.309	213.8	5:51.207
5		1:25.220	21.927	38.502	24.791	213.4	7:14.131	5		1:25.414	22.061	38.523	24.830	213.8	7:16.621
6		1:25.271	22.041	38.425	24.805	215.5	8:39.402	6		1:25.252	22.021	38.468	24.763	213.0	8:41.873
7		1:25.146	21.892	38.444	24.810	216.4	10:04.548	7		1:25.053	21.933	38.426	24.694	214.2	10:06.926
8		1:25.024	21.999	38.179	24.846	215.5	11:29.572	8		1:25.324	21.938	38.613	24.773	216.0	11:32.250
9		1:25.234	22.114	38.222	24.898	215.1	12:54.806	9		1:25.195	21.881	38.686	24.628	217.7	12:57.445
10		1:24.790	21.932	38.088	24.770	216.4	14:19.596	10		1:24.965	21.846	38.466	24.653	216.8	14:22.410
11		1:24.819	21.933	38.169	24.717	215.1	15:44.415	11		1:25.075	21.991	38.477	24.607	216.8	15:47.485
12		1:25.338	21.950	38.271	25.117	216.0	17:09.753	12		1:25.267	21.974	38.655	24.638	216.4	17:12.752
13		1:25.580	22.084	38.608	24.888	213.8	18:35.333	13		1:25.363	21.885	38.861	24.617	217.7	18:38.115
14		1:25.138	22.037	38.222	24.879	214.7	20:00.471	14		1:24.702	21.913	38.230	24.559	213.0	20:02.817
15		1:25.148	22.040	38.236	24.872	214.2	21:25.619	15		1:24.990	21.994	38.355	24.641	213.4	21:27.807
16		1:25.222	22.052	38.263	24.907	213.8	22:50.841	16		1:25.068	21.920	38.358	24.790	214.7	22:52.875
17		1:25.157	22.061	38.233	24.863	215.1	24:15.998	17		1:25.179	22.031	38.314	24.834	214.2	24:18.054
18		1:25.241	21.923	38.305	25.013	214.7	25:41.239	18		1:25.459	22.155	38.550	24.754	214.2	25:43.513
19		1:25.407	22.087	38.339	24.981	214.2	27:06.646	19		1:25.058	22.031	38.372	24.655	213.8	27:08.571
20		1:25.559	22.159	38.327	25.073	213.0	28:32.205	20		1:25.218	22.001	38.407	24.810	213.4	28:33.789
21		1:26.175	22.252	38.810	25.113	212.5	29:58.380	21		1:25.720	22.078	38.493	25.149	213.0	29:59.509

10

Reshad de Gerus

Dallara F320 Spiess **18**

Nazim Azman

Dallara F320 Spiess

Team Motopark

CryptoTower Racing Team

Lap	D	Time	Sector 1	Sector 2	Sector 3	T. Spd	Elapsed	Lap	D	Time	Sector 1	Sector 2	Sector 3	T. Spd	Elapsed
1		1:30.878	25.819	39.993	25.066	213.4	1:30.878	1		1:31.844	26.381	39.979	25.484	209.3	1:31.844
2		1:25.325	21.882	38.720	24.723	216.0	2:56.203	2		1:25.913	22.085	38.998	24.830	215.1	2:57.757
3		1:24.917	22.024	38.384	24.509	213.4	4:21.120	3		1:25.112	22.053	38.344	24.715	212.1	4:22.869
4		1:24.550	21.810	38.318	24.422	213.8	5:45.670	4		1:25.312	21.985	38.382	24.945	212.1	5:48.181
5		1:24.584	21.866	38.210	24.508	212.1	7:10.254	5		1:25.388	22.040	38.457	24.891	211.7	7:13.569
6		1:24.988	21.943	38.163	24.882	213.4	8:35.242	6		1:25.136	22.050	38.312	24.774	211.7	8:38.705
7		1:24.692	21.847	38.179	24.666	215.5	9:59.934	7		1:25.287	22.095	38.468	24.724	212.5	10:03.992
8		1:24.591	21.896	38.076	24.619	213.8	11:24.525	8		1:24.848	21.894	38.242	24.712	212.5	11:28.840
9		1:24.938	21.996	38.240	24.702	214.7	12:49.463	9		1:25.273	22.262	38.350	24.661	212.5	12:54.113
10		1:24.714	21.911	38.235	24.568	216.0	14:14.177	10		1:24.744	21.954	38.151	24.639	213.4	14:18.857
11		1:25.117	21.956	38.336	24.825	214.7	15:39.294	11		1:24.832	22.009	38.221	24.602	213.0	15:43.689
12		1:25.029	21.954	38.312	24.763	213.8	17:04.323	12		1:24.795	21.949	38.125	24.721	212.5	17:08.484
13		1:24.939	21.925	38.288	24.726	213.0	18:29.262	13		1:25.200	22.039	38.413	24.748	212.1	18:33.684
14		1:24.784	21.950	38.138	24.696	214.2	19:54.046	14		1:24.839	21.891	38.208	24.740	213.0	19:58.523
15		1:24.609	21.885	38.194	24.530	214.7	21:18.655	15		1:24.722	21.930	38.210	24.582	213.4	21:23.245
16		1:24.610	21.818	38.153	24.639	215.1	22:43.265	16		1:25.923	21.819	38.120	25.984	213.8	22:49.168
17		1:24.948	21.928	38.226	24.794	214.7	24:08.213	17		1:25.599	22.407	38.342	24.850	213.0	24:14.767
18		1:24.851	21.949	38.150	24.752	214.2	25:33.064	18		1:25.132	22.028	38.263	24.841	212.5	25:39.899
19		1:25.121	22.090	38.257	24.774	213.8	26:58.185	19		1:25.039	22.009	38.327	24.703	212.1	27:04.938
20		1:25.052	22.036	38.156	24.860	212.5	28:23.237	20		1:25.016	22.047	38.125	24.844	210.5	28:29.954
21		1:25.341	22.066	38.184	25.091	211.7	29:48.578	21		1:25.120	22.134	38.208	24.778	210.5	29:55.074





**Red Bull Ring**  
Euroformula Open  
Race - 1  
**Lap Analysis**



21

Josh Mason

Dallara F320 HWA 27

Louis Foster

Dallara F320 Spiess

Double R Racing

CryptoTower Racing Team

Lap	D	Time	Sector 1	Sector 2	Sector 3	T. Spd	Elapsed	Lap	D	Time	Sector 1	Sector 2	Sector 3	T. Spd	Elapsed
1		1:33.077	27.382	40.010	25.685	214.7	1:33.077	1		1:29.590	25.661	39.174	24.755	208.0	1:29.590
2		1:26.087	22.080	39.033	24.974	216.4	2:59.164	2		1:24.883	21.888	38.471	24.524	213.4	2:54.473
3		1:25.654	21.843	38.850	24.961	217.3	4:24.818	3		1:24.799	21.933	38.376	24.490	212.5	4:19.272
4		1:26.038	21.897	38.525	25.616	216.0	5:50.856	4		1:24.669	21.849	38.292	24.528	211.7	5:43.941
5		1:25.085	21.981	38.414	24.690	212.1	7:15.941	5		1:24.895	21.887	38.295	24.713	210.9	7:08.836
6		1:25.119	22.005	38.430	24.684	213.0	8:41.060	6		1:24.764	21.987	38.127	24.650	211.7	8:33.600
7		1:25.018	21.860	38.483	24.675	214.2	10:06.078	7		1:24.591	21.837	38.145	24.609	213.0	9:58.191
8		1:25.712	22.467	38.521	24.724	213.0	11:31.790	8		1:24.857	21.953	38.295	24.609	212.5	11:23.048
9		1:25.114	21.997	38.429	24.688	214.7	12:56.904	9		1:25.391	21.975	38.837	24.579	213.4	12:48.439
10		1:25.238	21.996	38.242	25.000	214.7	14:22.142	10		1:24.523	21.906	38.145	24.472	213.4	14:12.962
11		1:24.957	21.883	38.381	24.693	215.1	15:47.099	11		1:24.892	21.970	38.307	24.615	212.5	15:37.854
12		1:25.312	22.011	38.444	24.857	213.0	17:12.411	12		1:24.762	22.039	38.092	24.631	212.1	17:02.616
13		1:26.517	22.093	39.481	24.943	212.1	18:38.928	13		1:25.230	22.060	38.547	24.623	210.5	18:27.846
14		1:25.386	21.993	38.716	24.677	214.2	20:04.314	14		1:24.485	21.883	38.145	24.457	213.0	19:52.331
15		1:25.093	21.969	38.451	24.673	214.2	21:29.407	15		1:24.441	21.918	38.080	24.443	213.4	21:16.772
16		1:55.935 P	22.326	50.845	42.764	211.3	23:25.342	16		1:24.526	21.850	38.213	24.463	213.4	22:41.298

25

Casper Stevenson

Dallara F320 HWA

Cameron Das

Dallara F320 Spiess

Rookie

Van Amersfoort Racing

Lap	D	Time	Sector 1	Sector 2	Sector 3	T. Spd	Elapsed	Lap	D	Time	Sector 1	Sector 2	Sector 3	T. Spd	Elapsed
1		1:32.711	27.148	39.874	25.689	214.7	1:32.711	17		1:24.524	21.938	38.104	24.482	213.0	24:05.822
2		1:26.059	22.154	38.976	24.929	215.5	2:58.770	18		1:24.507	21.937	38.129	24.441	213.0	25:30.329
3		1:25.606	21.827	38.942	24.837	219.0	4:24.376	19		1:24.650	22.002	38.191	24.457	212.5	26:54.979
4		1:25.117	21.854	38.413	24.850	216.4	5:49.493	20		1:24.633	22.074	38.126	24.433	211.3	28:19.612
5		1:25.210	21.848	38.583	24.779	215.5	7:14.703	21		1:25.245	22.126	38.411	24.708	210.9	29:44.857
6		1:25.315	21.942	38.428	24.945	216.8	8:40.018								
7		1:25.284	22.010	38.564	24.710	216.8	10:05.302								
8		1:25.198	21.933	38.390	24.875	215.5	11:30.500								
9		1:25.109	21.913	38.407	24.789	216.0	12:55.609								
10		1:24.861	21.933	38.192	24.736	216.8	14:20.470								
11		1:24.865	21.875	38.312	24.678	216.0	15:45.335								
12		1:25.080	21.930	38.287	24.863	215.1	17:10.415								
13		1:25.476	21.960	38.625	24.891	216.8	18:35.891								
14		1:25.409	21.837	38.660	24.912	218.1	20:01.300								
15		1:25.134	21.827	38.461	24.846	217.7	21:26.434								
16		1:25.068	21.815	38.497	24.756	217.3	22:51.502								
17		1:25.241	21.828	38.652	24.761	218.1	24:16.743								
18		1:25.300	21.948	38.425	24.927	216.8	25:42.043								
19		1:25.458	21.928	38.708	24.822	216.8	27:07.501								
20		1:25.318	21.993	38.480	24.845	215.5	28:32.819								
21		1:26.357	21.962	39.054	25.341	217.3	29:59.176								

28

Cameron Das

Dallara F320 Spiess

Team Motopark

Lap	D	Time	Sector 1	Sector 2	Sector 3	T. Spd	Elapsed
1		1:30.245	25.674	39.714	24.857	214.7	1:30.245
2		1:25.335	22.202	38.601	24.532	212.5	2:55.580
3		1:24.522	21.900	38.217	24.405	213.0	4:20.102
4		1:24.472	21.777	38.275	24.420	213.4	5:44.574
5		1:24.543	21.756	38.217	24.570	214.2	7:09.117
6		1:25.574	22.227	38.853	24.494	214.2	8:34.691
7		1:24.266	21.768	38.176	24.322	214.7	9:58.957
8		1:24.438	21.792	38.195	24.451	215.1	11:23.395
9		1:25.475	21.816	38.828	24.831	218.6	12:48.870
10		1:24.520	21.805	38.294	24.421	217.3	14:13.390
11		1:24.892	21.751	38.435	24.706	217.7	15:38.282
12		1:24.827	21.852	38.470	24.505	217.3	17:03.109
13		1:25.214	21.706	38.974	24.534	217.7	18:28.323
14		1:24.635	21.819	38.553	24.263	216.4	19:52.958
15		1:24.532	21.819	38.302	24.411	216.0	21:17.490
16		1:24.429	21.684	38.292	24.453	216.4	22:41.919
17		1:24.634	21.676	38.475	24.483	217.3	24:06.553
18		1:24.402	21.711	38.225	24.466	216.4	25:30.955
19		1:24.804	21.813	38.476	24.515	216.4	26:55.759
20		1:24.361	21.793	38.211	24.357	215.1	28:20.120
21		1:25.006	21.876	38.505	24.625	216.0	29:45.126





**Red Bull Ring**  
Euroformula Open  
Race - 1  
**Lap Analysis**



**35**

Enzo Scionti

Dallara F320 HWA **66**

Zdenek Chovanec

Dallara F320 HWA

Rookie

Drivex School

Rookie

Double R Racing

Lap	D	Time	Sector 1	Sector 2	Sector 3	T. Spd	Elapsed	Lap	D	Time	Sector 1	Sector 2	Sector 3	T. Spd	Elapsed
1		1:35.179	30.730	39.176	25.273	210.9	1:35.179	1		1:34.597	27.583	41.146	25.868	203.0	1:34.597
2		1:26.709	22.080	39.453	25.176	216.4	3:01.888	2		1:26.757	22.328	39.356	25.073	213.4	3:01.354
3		1:27.525	22.586	39.220	25.719	212.5	4:29.413	3		1:27.485	22.452	39.482	25.551	211.3	4:28.839
4		1:27.042	22.460	39.262	25.320	213.4	5:56.455	4		1:25.966	22.462	38.851	24.653	207.2	5:54.805
5		1:26.634	22.214	39.269	25.151	211.7	7:23.089	5		1:25.462	22.396	38.555	24.511	208.0	7:20.267
6		1:26.184	22.315	38.921	24.948	211.7	8:49.273	6		1:25.781	22.277	38.713	24.791	208.8	8:46.048
7		1:26.527	22.175	38.983	25.369	211.7	10:15.800	7		1:25.567	22.250	38.682	24.635	210.1	10:11.615
8		1:26.613	22.429	38.849	25.335	210.9	11:42.413	8		1:25.561	22.285	38.698	24.578	209.3	11:37.176
9		1:26.386	22.449	38.738	25.199	212.1	13:08.799	9		1:25.738	22.263	38.780	24.695	210.9	13:02.914
10		1:26.221	22.377	38.877	24.967	211.3	14:35.020	10		1:25.450	22.242	38.658	24.550	211.7	14:28.364
11		1:25.630	22.246	38.516	24.868	211.3	16:00.650	11		1:25.410	22.122	38.686	24.602	211.3	15:53.774
12		1:26.040	22.314	38.620	25.106	210.5	17:26.690	12		1:25.783	22.317	38.800	24.666	209.3	17:19.557
13		1:27.466	22.265	40.035	25.166	211.3	18:54.156	13		1:25.564	22.302	38.771	24.491	210.1	18:45.121
14		1:25.864	22.162	38.831	24.871	211.3	20:20.020	14		1:25.378	22.177	38.589	24.612	210.1	20:10.499
15		1:26.115	22.307	38.759	25.049	211.7	21:46.135	15		1:25.487	22.129	38.773	24.585	211.3	21:35.986
16		1:26.644	22.383	38.695	25.566	212.5	23:12.779	16		1:25.887	22.298	38.989	24.600	211.3	23:01.873
17		1:25.939	22.329	38.581	25.029	211.3	24:38.718	17		1:25.736	22.208	38.855	24.673	211.7	24:27.609
18		1:26.110	22.368	38.698	25.044	211.3	26:04.828	18		1:25.627	22.268	38.903	24.456	211.3	25:53.236
19		1:26.818	22.383	38.919	25.516	211.7	27:31.646	19		1:25.774	22.285	38.958	24.531	210.5	27:19.010
20		1:26.524	22.443	38.690	25.391	210.1	28:58.170	20		1:25.622	22.499	38.696	24.427	210.1	28:44.632
21		1:26.316	22.512	38.801	25.003	210.1	30:24.486	21		1:25.502	22.326	38.643	24.533	210.9	30:10.134

**52**

Jak Crawford

Dallara F320 Spiess **71**

Brad Benavides

Dallara F320 Spiess

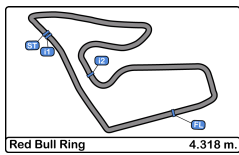
Rookie

Team Motopark

Carlin

Lap	D	Time	Sector 1	Sector 2	Sector 3	T. Spd	Elapsed	Lap	D	Time	Sector 1	Sector 2	Sector 3	T. Spd	Elapsed
1		1:28.421	25.035	38.674	24.712	208.8	1:28.421	1		1:33.938	27.485	40.516	25.937	213.8	1:33.938
2		1:24.866	22.133	38.306	24.427	210.9	2:53.287	2		1:26.519	22.021	39.179	25.319	216.0	3:00.457
3		1:24.359	21.969	38.065	24.325	211.3	4:17.646	3		1:25.799	22.225	38.584	24.990	211.7	4:26.256
4		1:24.401	21.848	38.119	24.434	210.9	5:42.047	4		1:25.710	22.086	38.637	24.987	212.1	5:51.966
5		1:24.423	21.938	38.062	24.423	210.5	7:06.470	5		1:25.475	22.112	38.540	24.823	211.3	7:17.441
6		1:24.357	21.908	38.002	24.447	211.7	8:30.827	6		1:25.357	22.055	38.461	24.841	212.5	8:42.798
7		1:24.333	21.875	38.037	24.421	212.5	9:55.160	7		1:25.697	22.079	38.752	24.866	213.4	10:08.495
8		1:24.338	21.984	37.938	24.416	212.1	11:19.498	8		1:25.630	22.213	38.497	24.920	212.1	11:34.125
9		1:24.430	21.912	38.023	24.495	212.5	12:43.928	9		1:25.310	22.155	38.377	24.778	213.0	12:59.435
10		1:24.372	21.962	37.964	24.446	213.4	14:08.300	10		1:25.609	22.133	38.410	25.066	213.4	14:25.044
11		1:24.268	21.944	38.002	24.322	212.1	15:32.568	11		1:25.802	22.365	38.515	24.922	213.0	15:50.846
12		1:24.499	22.002	37.908	24.589	211.3	16:57.067	12		1:25.516	22.242	38.473	24.801	211.7	17:16.362
13		1:24.543	22.008	38.152	24.383	210.9	18:21.610	13		1:25.651	22.230	38.473	24.948	211.3	18:42.013
14		1:24.138	21.866	37.919	24.353	213.0	19:45.748	14		1:25.442	22.119	38.595	24.728	212.5	20:07.455
15		1:24.538	21.823	38.064	24.651	212.5	21:10.286	15		1:25.182	22.035	38.535	24.612	213.0	21:32.637
16		1:24.647	22.015	38.147	24.485	213.0	22:34.933	16		1:25.278	22.038	38.458	24.782	213.4	22:57.915
17		1:24.356	21.912	37.969	24.475	213.0	23:59.289	17		1:25.531	22.196	38.526	24.809	213.0	24:23.446
18		1:24.582	21.940	38.109	24.533	212.5	25:23.871	18		1:25.759	22.205	38.601	24.953	212.5	25:49.205
19		1:24.617	21.963	38.081	24.573	212.5	26:48.488	19		1:25.924	22.287	38.796	24.841	212.1	27:15.129
20		1:24.718	22.018	38.086	24.614	211.3	28:13.206	20		1:25.452	22.237	38.465	24.750	211.3	28:40.581
21		1:24.740	22.039	38.118	24.583	211.3	29:37.946	21		1:25.437	22.300	38.452	24.685	211.7	30:06.018





**Red Bull Ring**  
Euroformula Open  
Race - 1  
**Lap Analysis**



**74**

Cem Bolukbasi

Dallara F320 HWA

Van Amersfoort Racing

Lap	D	Time	Sector 1	Sector 2	Sector 3	T. Spd	Elapsed
1		1:31.361	26.341	39.561	25.459	211.7	1:31.361
2		1:25.507	22.278	38.524	24.705	213.4	2:56.868
3		1:24.928	21.991	38.316	24.621	213.8	4:21.796
4		1:25.784	22.009	38.908	24.867	213.4	5:47.580
5		1:24.718	21.955	38.221	24.542	211.7	7:12.298
6		1:25.475	22.353	38.442	24.680	211.7	8:37.773
7		1:24.979	21.997	38.433	24.549	212.5	10:02.752
8		1:24.815	22.025	38.227	24.563	213.0	11:27.567
9		1:24.887	22.002	38.351	24.534	214.2	12:52.454
10		1:25.058	22.122	38.140	24.796	213.8	14:17.512
11		1:24.837	22.030	38.284	24.523	214.2	15:42.349
12		1:24.876	22.111	38.214	24.551	213.4	17:07.225
13		1:24.886	22.084	38.295	24.507	213.0	18:32.111
14		1:24.744	21.925	38.295	24.524	213.8	19:56.855
15		1:24.702	21.899	38.251	24.552	214.2	21:21.557
16		1:24.961	22.130	38.303	24.528	213.4	22:46.518
17		1:24.651	21.925	38.256	24.470	214.7	24:11.169
18		1:24.987	21.947	38.372	24.668	214.2	25:36.156
19		1:25.056	22.038	38.362	24.656	213.8	27:01.212
20		1:24.894	22.032	38.271	24.591	213.0	28:26.106
21		1:25.134	22.124	38.304	24.706	212.5	29:51.240

**88**

Filip Kaminiaz

Dallara F320 Spiess

CryptoTower Racing Team

Lap	D	Time	Sector 1	Sector 2	Sector 3	T. Spd	Elapsed
1		1:34.268	27.507	40.802	25.959	209.3	1:34.268
2		1:26.672	22.184	39.293	25.195	216.0	3:00.940
3		1:28.126	22.817	39.201	26.108	209.3	4:29.066
4		1:26.606	22.428	39.196	24.982	213.8	5:55.672
5		1:25.910	22.219	38.771	24.920	211.7	7:21.582
6		1:25.514	22.144	38.623	24.747	211.7	8:47.096
7		1:26.045	22.202	38.551	25.292	213.0	10:13.141
8		1:40.238	22.279	38.737	39.222	211.7	11:53.379
9		1:28.408	23.228	39.550	25.630	211.7	13:21.787
10		1:26.604	22.404	38.991	25.209	211.7	14:48.391
11		1:26.067	22.181	38.696	25.190	210.9	16:14.458
12		1:26.195	22.332	38.831	25.032	210.1	17:40.653
13		1:26.379	22.245	38.897	25.237	211.3	19:07.032
14		1:25.871	22.045	38.750	25.076	211.7	20:32.903
15		1:26.117	22.133	38.760	25.224	212.1	21:59.020
16		1:26.032	22.266	38.623	25.143	212.1	23:25.052
17		1:26.249	22.227	38.829	25.193	211.7	24:51.301
18		1:27.227	22.287	39.467	25.473	212.1	26:18.528
19		1:26.560	22.241	38.882	25.437	210.9	27:45.088
20		1:26.747	22.250	38.824	25.673	210.5	29:11.835
21		1:27.360	22.284	39.298	25.778	210.5	30:39.195







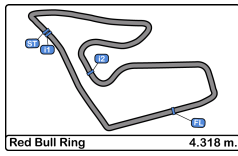
**Red Bull Ring**  
**Euroformula Open**  
**Race - 1**



**Analysis by Lap**

Num	Lap Time	Gap	Num	Lap Time	Gap	Num	Lap Time	Gap	Num	Lap Time	Gap	Num	Lap Time	Gap
<b>Lap 1</b>			25	1:25.117	07.446	<b>Lap 8</b>			25	1:24.865	12.767	<b>Lap 15</b>		
52	1:28.421		21	1:26.038	08.809	52	1:24.338		21	1:24.957	14.531	52	1:24.538	
27	1:29.590	01.169	15	1:25.784	09.160	27	1:24.857	03.550	15	1:25.075	14.917	27	1:24.441	06.486
28	1:30.245	01.824	71	1:25.710	09.919	28	1:24.438	03.897	71	1:25.802	18.278	28	1:24.532	07.204
10	1:30.878	02.457	66	1:25.966	12.758	10	1:24.591	05.027	66	1:25.410	21.206	10	1:24.609	08.369
74	1:31.361	02.940	88	1:26.606	13.625	74	1:24.815	08.069	35	1:25.630	28.082	74	1:24.702	11.271
18	1:31.844	03.423	35	1:27.042	14.408	18	1:24.848	09.342	88	1:26.067	41.890	18	1:24.722	12.959
8	1:32.176	03.755	<b>Num Lap Time Gap</b>			8	1:25.024	10.074	<b>Num Lap Time Gap</b>			8	1:25.148	15.333
25	1:32.711	04.290	<b>Lap 5</b>			25	1:25.198	11.002	<b>Lap 12</b>			25	1:25.134	16.148
21	1:33.077	04.656	52	1:24.423		21	1:25.712	12.292	52	1:24.499		15	1:24.990	17.521
15	1:33.366	04.945	27	1:24.895	02.366	15	1:25.324	12.752	27	1:24.762	05.549	21	1:25.093	19.121
71	1:33.938	05.517	28	1:24.543	02.647	71	1:25.630	14.627	28	1:24.827	06.042	71	1:25.182	22.351
88	1:34.268	05.847	10	1:24.584	03.784	66	1:25.561	17.678	10	1:25.029	07.256	66	1:25.487	25.700
66	1:34.597	06.176	74	1:24.718	05.828	35	1:26.613	22.915	74	1:24.876	10.158	35	1:26.115	35.849
35	1:35.179	06.758	18	1:25.388	07.099	88	1:40.238	33.881	18	1:24.795	11.417	88	1:26.117	48.734
<b>Num Lap Time Gap</b>			8	1:25.220	07.661	<b>Num Lap Time Gap</b>			8	1:25.338	12.686	<b>Num Lap Time Gap</b>		
<b>Lap 2</b>			25	1:25.210	08.233	<b>Lap 9</b>			25	1:25.080	13.348	<b>Lap 16</b>		
52	1:24.866		21	1:25.085	09.471	52	1:24.430		21	1:25.312	15.344	52	1:24.647	
27	1:24.883	01.186	15	1:25.414	10.151	27	1:25.391	04.511	15	1:25.267	15.685	27	1:24.526	06.365
28	1:25.335	02.293	71	1:25.475	10.971	28	1:25.475	04.942	71	1:25.516	19.295	28	1:24.429	06.986
10	1:25.325	02.916	66	1:25.462	13.797	10	1:24.938	05.535	66	1:25.783	22.490	10	1:24.610	08.332
74	1:25.507	03.581	88	1:25.910	15.112	74	1:24.887	08.526	35	1:26.040	29.623	74	1:24.961	11.585
18	1:25.913	04.470	35	1:26.634	16.619	18	1:25.273	10.185	88	1:26.195	43.586	18	1:25.923	14.235
8	1:26.168	05.057	<b>Num Lap Time Gap</b>			8	1:25.234	10.878	<b>Num Lap Time Gap</b>			8	1:25.222	15.908
25	1:26.059	05.483	<b>Lap 6</b>			25	1:25.109	11.681	<b>Lap 13</b>			25	1:25.068	16.569
21	1:26.087	05.877	52	1:24.357		21	1:25.114	12.976	52	1:24.543		15	1:25.068	17.942
15	1:26.463	06.542	27	1:24.764	02.773	15	1:25.195	13.517	27	1:25.230	06.236	71	1:25.278	22.982
71	1:26.519	07.170	28	1:25.574	03.864	71	1:25.310	15.507	28	1:25.214	06.713	66	1:25.887	26.940
88	1:26.672	07.653	10	1:24.988	04.415	66	1:25.738	18.986	10	1:24.939	07.652	35	1:26.644	37.846
66	1:26.757	08.067	74	1:25.475	06.946	35	1:26.386	24.871	74	1:24.886	10.501	88	1:26.032	50.119
35	1:26.709	08.601	18	1:25.136	07.878	88	1:28.408	37.859	18	1:25.200	12.074	21	1:55.935	50.409
<b>Num Lap Time Gap</b>			8	1:25.271	08.575	<b>Num Lap Time Gap</b>			8	1:25.580	13.723	<b>Num Lap Time Gap</b>		
<b>Lap 3</b>			25	1:25.315	09.191	<b>Lap 10</b>			25	1:25.476	14.281	<b>Lap 17</b>		
52	1:24.359		21	1:25.119	10.233	52	1:24.372		15	1:25.363	16.505	52	1:24.356	
27	1:24.799	01.626	15	1:25.252	11.046	27	1:24.523	04.662	21	1:26.517	17.318	27	1:24.524	06.533
28	1:24.522	02.456	71	1:25.357	11.971	28	1:24.520	05.090	71	1:25.651	20.403	28	1:24.634	07.264
10	1:24.917	03.474	66	1:25.781	15.221	10	1:24.714	05.877	66	1:25.564	23.511	10	1:24.948	08.924
74	1:24.928	04.150	88	1:25.514	16.269	74	1:25.058	09.212	35	1:27.466	32.546	74	1:24.651	11.880
18	1:25.112	05.223	35	1:26.184	18.446	18	1:24.744	10.557	88	1:26.379	45.422	18	1:25.599	15.478
8	1:25.224	05.922	<b>Num Lap Time Gap</b>			8	1:24.790	11.296	<b>Num Lap Time Gap</b>			8	1:25.157	16.709
25	1:25.606	06.730	<b>Lap 7</b>			25	1:24.861	12.170	<b>Lap 14</b>			25	1:25.241	17.454
21	1:25.654	07.172	52	1:24.333		21	1:25.238	13.842	52	1:24.138		15	1:25.179	18.765
15	1:25.594	07.777	27	1:24.591	03.031	15	1:24.965	14.110	27	1:24.485	06.583	71	1:25.531	24.157
71	1:25.799	08.610	28	1:24.266	03.797	71	1:25.609	16.744	28	1:24.635	07.210	66	1:25.736	28.320
66	1:27.485	11.193	10	1:24.692	04.774	66	1:25.450	20.064	10	1:24.784	08.298	35	1:25.939	39.429
88	1:28.126	11.420	74	1:24.979	07.592	35	1:26.221	26.720	74	1:24.744	11.107	88	1:26.249	52.012
35	1:27.525	11.767	18	1:25.287	08.832	88	1:26.604	40.091	18	1:24.839	12.775	<b>Num Lap Time Gap</b>		
<b>Num Lap Time Gap</b>			8	1:25.146	09.388	<b>Num Lap Time Gap</b>			8	1:25.138	14.723	<b>Lap 18</b>		
<b>Lap 4</b>			25	1:25.284	10.142	<b>Lap 11</b>			25	1:25.409	15.552	<b>Lap 18</b>		
52	1:24.401		21	1:25.018	10.918	52	1:24.268		15	1:24.702	17.069	52	1:24.582	
27	1:24.669	01.894	15	1:25.053	11.766	27	1:24.892	05.286	21	1:25.386	18.566	27	1:24.507	06.458
28	1:24.472	02.527	71	1:25.697	13.335	28	1:24.892	05.714	71	1:25.442	21.707	28	1:24.402	07.084
10	1:24.550	03.623	66	1:25.567	16.455	10	1:25.117	06.726	66	1:25.378	24.751	10	1:24.851	09.193
74	1:25.784	05.533	88	1:26.045	17.981	74	1:24.837	09.781	35	1:25.864	34.272	74	1:24.987	12.285
18	1:25.312	06.134	35	1:26.527	20.640	18	1:24.832	11.121	88	1:25.871	47.155	18	1:25.132	16.028
8	1:25.343	06.864				8	1:24.819	11.847				8	1:25.241	17.368
												25	1:25.300	18.172





**Red Bull Ring**  
**Euroformula Open**  
**Race - 1**  
**Analysis by Lap**



Num	Lap Time	Gap
15	1:25.459	19.642
71	1:25.759	25.334
66	1:25.627	29.365
35	1:26.110	40.957
88	1:27.227	54.657

Num	Lap Time	Gap
-----	----------	-----

**Lap 19**

52	1:24.617	
27	1:24.650	06.491
28	1:24.804	07.271
10	1:25.121	09.697
74	1:25.056	12.724
18	1:25.039	16.450
8	1:25.407	18.158
25	1:25.458	19.013
15	1:25.058	20.083
71	1:25.924	26.641
66	1:25.774	30.522
35	1:26.818	43.158
88	1:26.560	56.600

Num	Lap Time	Gap
-----	----------	-----

**Lap 20**

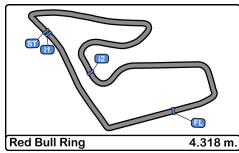
52	1:24.718	
27	1:24.633	06.406
28	1:24.361	06.914
10	1:25.052	10.031
74	1:24.894	12.900
18	1:25.016	16.748
8	1:25.559	18.999
25	1:25.318	19.613
15	1:25.218	20.583
71	1:25.452	27.375
66	1:25.622	31.426
35	1:26.524	44.964
88	1:26.747	58.629

Num	Lap Time	Gap
-----	----------	-----

**Lap 21**

52	1:24.740	
27	1:25.245	06.911
28	1:25.006	07.180
10	1:25.341	10.632
74	1:25.134	13.294
18	1:25.120	17.128
8	1:26.175	20.434
25	1:26.357	21.230
15	1:25.720	21.563
71	1:25.437	28.072
66	1:25.502	32.188
35	1:26.316	46.540
88	1:27.360	1:01.249





**Red Bull Ring**  
**Euroformula Open**  
**Race - 1**  
**Best Sectors Results**



Sector - 1			Sector - 2			Sector - 3			Ideal Lap vs Best Lap						
Clas	Nº	Driver	Time	Nº	Driver	Time	Nº	Driver	Time	Clas	Nº	Driver	Ideal Lap	Best Lap	Clas
1	28	Cameron Das	21.676	52	Jak Crawford	37.908	28	Cameron Das	24.263	1	52	Jak Crawford	1:24.053	1:24.138	1
2	10	Reshad de Gerus	21.810	10	Reshad de Gerus	38.076	52	Jak Crawford	24.322	2	28	Cameron Das	1:24.115	1:24.266	2
3	25	Casper Stevenson	21.815	27	Louis Foster	38.080	10	Reshad de Gerus	24.422	3	10	Reshad de Gerus	1:24.308	1:24.550	4
4	18	Nazim Azman	21.819	8	Rafael Villagomez	38.088	66	Zdenek Chovanec	24.427	4	27	Louis Foster	1:24.350	1:24.441	3
5	52	Jak Crawford	21.823	18	Nazim Azman	38.120	27	Louis Foster	24.433	5	74	Cem Bolukbasi	1:24.509	1:24.651	5
6	27	Louis Foster	21.837	74	Cem Bolukbasi	38.140	74	Cem Bolukbasi	24.470	6	18	Nazim Azman	1:24.521	1:24.722	7
7	21	Josh Mason	21.843	28	Cameron Das	38.176	15	Enzo Trulli	24.559	7	8	Rafael Villagomez	1:24.634	1:24.790	8
8	15	Enzo Trulli	21.846	25	Casper Stevenson	38.192	18	Nazim Azman	24.582	8	15	Enzo Trulli	1:24.635	1:24.702	6
9	8	Rafael Villagomez	21.892	15	Enzo Trulli	38.230	71	Brad Benavides	24.612	9	25	Casper Stevenson	1:24.685	1:24.861	9
10	74	Cem Bolukbasi	21.899	21	Josh Mason	38.242	8	Rafael Villagomez	24.654	10	21	Josh Mason	1:24.758	1:24.957	10
11	71	Brad Benavides	22.021	71	Brad Benavides	38.377	21	Josh Mason	24.673	11	71	Brad Benavides	1:25.010	1:25.182	11
12	88	Filip Kaminiaz	22.045	35	Enzo Scioni	38.516	25	Casper Stevenson	24.678	12	66	Zdenek Chovanec	1:25.104	1:25.378	12
13	35	Enzo Scioni	22.080	88	Filip Kaminiaz	38.551	88	Filip Kaminiaz	24.747	13	88	Filip Kaminiaz	1:25.343	1:25.514	13
14	66	Zdenek Chovanec	22.122	66	Zdenek Chovanec	38.555	35	Enzo Scioni	24.868	14	35	Enzo Scioni	1:25.464	1:25.630	14



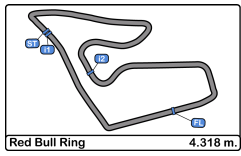


**Red Bull Ring**  
**Euroformula Open**  
**Race - 1**  
**Leader Sequence**



N°	Driver	Nat	Cat	Clas	Team	Nat	Vehicle	Start Lap	End Lap	Laps	Total Laps
52	Jak Crawford	USA	R		Team Motopark	GER	Dallara F320 Spiess	1	21	21	21





**Red Bull Ring**  
**Euroformula Open**  
**Race - 1**  
**Best 5 Lap Times**



Cls	N°	Driver	Nat	Cat	Cls	Team	Nat	Vehicle	Best 1		Best 2		Best 3		Best 4		Best 5	
									Time	Lap	Time	Lap	Time	Lap	Time	Lap	Time	Lap
1	52	Jak Crawford		R	1	Team Motopark		Dallara F320 Spiess	1:24.138	14	1:24.268	11	1:24.333	7	1:24.338	8	1:24.356	17
2	28	Cameron Das				Team Motopark		Dallara F320 Spiess	1:24.266	7	1:24.361	20	1:24.402	18	1:24.429	16	1:24.438	8
3	27	Louis Foster				CryptoTower Racing Team		Dallara F320 Spiess	1:24.441	15	1:24.485	14	1:24.507	18	1:24.523	10	1:24.524	17
4	10	Reshad de Gerus				Team Motopark		Dallara F320 Spiess	1:24.550	4	1:24.584	5	1:24.591	8	1:24.609	15	1:24.610	16
5	74	Cem Bolukbasi				Van Amersfoort Racing		Dallara F320 HWA	1:24.651	17	1:24.702	15	1:24.718	5	1:24.744	14	1:24.815	8
6	15	Enzo Trulli		R	2	Carlin		Dallara F320 Spiess	1:24.702	14	1:24.965	10	1:24.990	15	1:25.053	7	1:25.058	19
7	18	Nazim Azman				CryptoTower Racing Team		Dallara F320 Spiess	1:24.722	15	1:24.744	10	1:24.795	12	1:24.832	11	1:24.839	14
8	8	Rafael Villagomez				Van Amersfoort Racing		Dallara F320 HWA	1:24.790	10	1:24.819	11	1:25.024	8	1:25.138	14	1:25.146	7
9	25	Casper Stevenson		R	3	Van Amersfoort Racing		Dallara F320 HWA	1:24.861	10	1:24.865	11	1:25.068	16	1:25.080	12	1:25.109	9
10	21	Josh Mason				Double R Racing		Dallara F320 HWA	1:24.957	11	1:25.018	7	1:25.085	5	1:25.093	15	1:25.114	9
11	71	Brad Benavides				Carlin		Dallara F320 Spiess	1:25.182	15	1:25.278	16	1:25.310	9	1:25.357	6	1:25.437	21
12	66	Zdenek Chovanec		R	4	Double R Racing		Dallara F320 HWA	1:25.378	14	1:25.410	11	1:25.450	10	1:25.462	5	1:25.487	15
13	88	Filip Kaminiarz				CryptoTower Racing Team		Dallara F320 Spiess	1:25.514	6	1:25.871	14	1:25.910	5	1:26.032	16	1:26.045	7
14	35	Enzo Scionti		R	5	Drivex School		Dallara F320 HWA	1:25.630	11	1:25.864	14	1:25.939	17	1:26.040	12	1:26.110	18





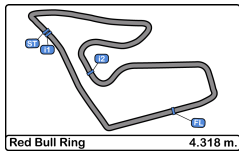
**Red Bull Ring**  
**Euroformula Open**  
**Race - 1**  
**Best 5 Top Speeds**



**Top 1    Top 2    Top 3    Top 4    Top 5**

Clas	Nº	Driver	Nat	Cat	Cls	Team	Nat	Vehicle	Top 1		Top 2		Top 3		Top 4		Top 5		Avg
									Km/h	Lap	Km/h	Lap	Km/h	Lap	Km/h	Lap	Km/h	Lap	
1	25	Casper Stevenson		R	1	Van Amersfoort Racing		Dallara F320 HWA	219.0	3	218.1	14	218.1	17	217.7	15	217.3	16	218.0
2	28	Cameron Das				Team Motopark		Dallara F320 Spiess	218.6	9	217.7	11	217.7	13	217.3	10	217.3	12	217.7
3	8	Rafael Villagomez				Van Amersfoort Racing		Dallara F320 HWA	217.7	2	216.4	7	216.4	10	216.0	12	215.5	3	216.4
4	15	Enzo Trulli		R	2	Carlin		Dallara F320 Spiess	217.7	9	217.7	13	216.8	10	216.8	11	216.4	12	217.1
5	21	Josh Mason				Double R Racing		Dallara F320 HWA	217.3	3	216.4	2	216.0	4	215.1	11	214.7	1	215.9
6	35	Enzo Scionti		R	3	Drivex School		Dallara F320 HWA	216.4	2	213.4	4	212.5	3	212.5	16	212.1	9	213.4
7	10	Reshad de Gerus				Team Motopark		Dallara F320 Spiess	216.0	2	216.0	10	215.5	7	215.1	16	214.7	9	215.4
8	71	Brad Benavides				Carlin		Dallara F320 Spiess	216.0	2	213.8	1	213.4	7	213.4	10	213.4	16	214.0
9	88	Filip Kaminiaz				CryptoTower Racing Team		Dallara F320 Spiess	216.0	2	213.8	4	213.0	7	212.1	15	212.1	16	213.4
10	18	Nazim Azman				CryptoTower Racing Team		Dallara F320 Spiess	215.1	2	213.8	16	213.4	10	213.4	15	213.0	11	213.7
11	74	Cem Bolukbasi				Van Amersfoort Racing		Dallara F320 HWA	214.7	17	214.2	9	214.2	11	214.2	15	214.2	18	214.3
12	27	Louis Foster				CryptoTower Racing Team		Dallara F320 Spiess	213.4	2	213.4	9	213.4	10	213.4	15	213.4	16	213.4
13	52	Jak Crawford		R	4	Team Motopark		Dallara F320 Spiess	213.4	10	213.0	14	213.0	16	213.0	17	212.5	7	213.0
14	66	Zdenek Chovanec		R	5	Double R Racing		Dallara F320 HWA	213.4	2	211.7	10	211.7	17	211.3	3	211.3	11	211.9



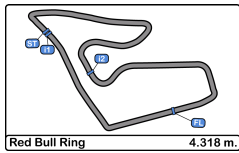


**Red Bull Ring**  
**Euroformula Open**  
**Race - 1**  
**Fastest Laps Sequence**



Lap	Time of Day	Session Time	N°	Driver	Nat	Cat	Team	Nat	Vehicle	Time	Km/h
2	15:30:40.341	2:53.341	52	Jak Crawford		R	Team Motopark		Dallara F320 Spiess	1:24.866	183.1
3	15:32:04.700	4:17.700	52	Jak Crawford		R	Team Motopark		Dallara F320 Spiess	1:24.359	184.2
6	15:36:17.880	8:30.880	52	Jak Crawford		R	Team Motopark		Dallara F320 Spiess	1:24.357	184.2
7	15:37:42.214	9:55.214	52	Jak Crawford		R	Team Motopark		Dallara F320 Spiess	1:24.333	184.3
7	15:37:46.011	9:59.011	28	Cameron Das			Team Motopark		Dallara F320 Spiess	1:24.266	184.4
14	15:47:32.802	19:45.802	52	Jak Crawford		R	Team Motopark		Dallara F320 Spiess	1:24.138	184.7





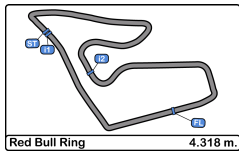
**Red Bull Ring**  
**Euroformula Open**  
**Race - 1**  
**Event Best Maximum Speed**



N°	Driver	Nat	Cat	Clas	Team	Nat	Vehicle	Km/h	Session
28	Cameron Das				Team Motopark		Dallara F320 Spiess	225.4	Free Practice - 1
71	Brad Benavides				Carlin		Dallara F320 Spiess	224.5	Free Practice - 1
74	Cem Bolukbasi				Van Amersfoort Racing		Dallara F320 HWA	224.5	Free Practice - 1
8	Rafael Villagomez				Van Amersfoort Racing		Dallara F320 HWA	223.6	Free Practice - 1
21	Josh Mason				Double R Racing		Dallara F320 HWA	223.1	Free Practice - 1
66	Zdenek Chovanec		R	1	Double R Racing		Dallara F320 HWA	222.6	Free Practice - 1
52	Jak Crawford		R	2	Team Motopark		Dallara F320 Spiess	221.7	Free Practice - 1
15	Enzo Trulli		R	3	Carlin		Dallara F320 Spiess	221.3	Free Practice - 1
35	Enzo Scionti		R	4	Drivex School		Dallara F320 HWA	221.3	Free Practice - 1
25	Casper Stevenson		R	5	Van Amersfoort Racing		Dallara F320 HWA	220.4	Free Practice - 2
27	Louis Foster				CryptoTower Racing Team		Dallara F320 Spiess	219.9	Free Practice - 1
18	Nazim Azman				CryptoTower Racing Team		Dallara F320 Spiess	219.5	Free Practice - 1
88	Filip Kaminiarz				CryptoTower Racing Team		Dallara F320 Spiess	219.5	Free Practice - 1
10	Reshad de Gerus				Team Motopark		Dallara F320 Spiess	218.6	Free Practice - 1







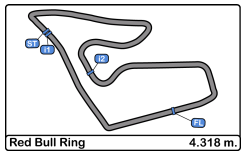
**Red Bull Ring**  
**Euroformula Open**  
**Race - 1**  
**Lap Chart**



**LAP**

Nr	Pos	Grid	1	2	3	4	5	6	7	8	9	10	11	12	13	14	15	16	17	18	19	20	21
52	1	52	52	52	52	52	52	52	52	52	52	52	52	52	52	52	52	52	52	52	52	52	52
28	2	28	27	27	27	27	27	27	27	27	27	27	27	27	27	27	27	27	27	27	27	27	27
27	3	27	28	28	28	28	28	28	28	28	28	28	28	28	28	28	28	28	28	28	28	28	28
74	4	74	10	10	10	10	10	10	10	10	10	10	10	10	10	10	10	10	10	10	10	10	10
10	5	10	74	74	74	74	74	74	74	74	74	74	74	74	74	74	74	74	74	74	74	74	74
18	6	18	18	18	18	18	18	18	18	18	18	18	18	18	18	18	18	18	18	18	18	18	18
8	7	8	8	8	8	8	8	8	8	8	8	8	8	8	8	8	8	8	8	8	8	8	8
15	8	15	25	25	25	25	25	25	25	25	25	25	25	25	25	25	25	25	25	25	25	25	25
25	9	25	21	21	21	21	21	21	21	21	21	21	21	21	15	15	15	15	15	15	15	15	15
21	10	21	15	15	15	15	15	15	15	15	15	15	15	15	21	21	21	71	71	71	71	71	71
71	11	71	71	71	71	71	71	71	71	71	71	71	71	71	71	71	71	66	66	66	66	66	66
88	12	88	88	88	66	66	66	66	66	66	66	66	66	66	66	66	66	35	35	35	35	35	35
66	13	66	66	66	88	88	88	88	88	88	35	35	35	35	35	35	35	88	88	88	88	88	88
35	14	35	35	35	35	35	35	35	35	88	88	88	88	88	88	88	88	21					

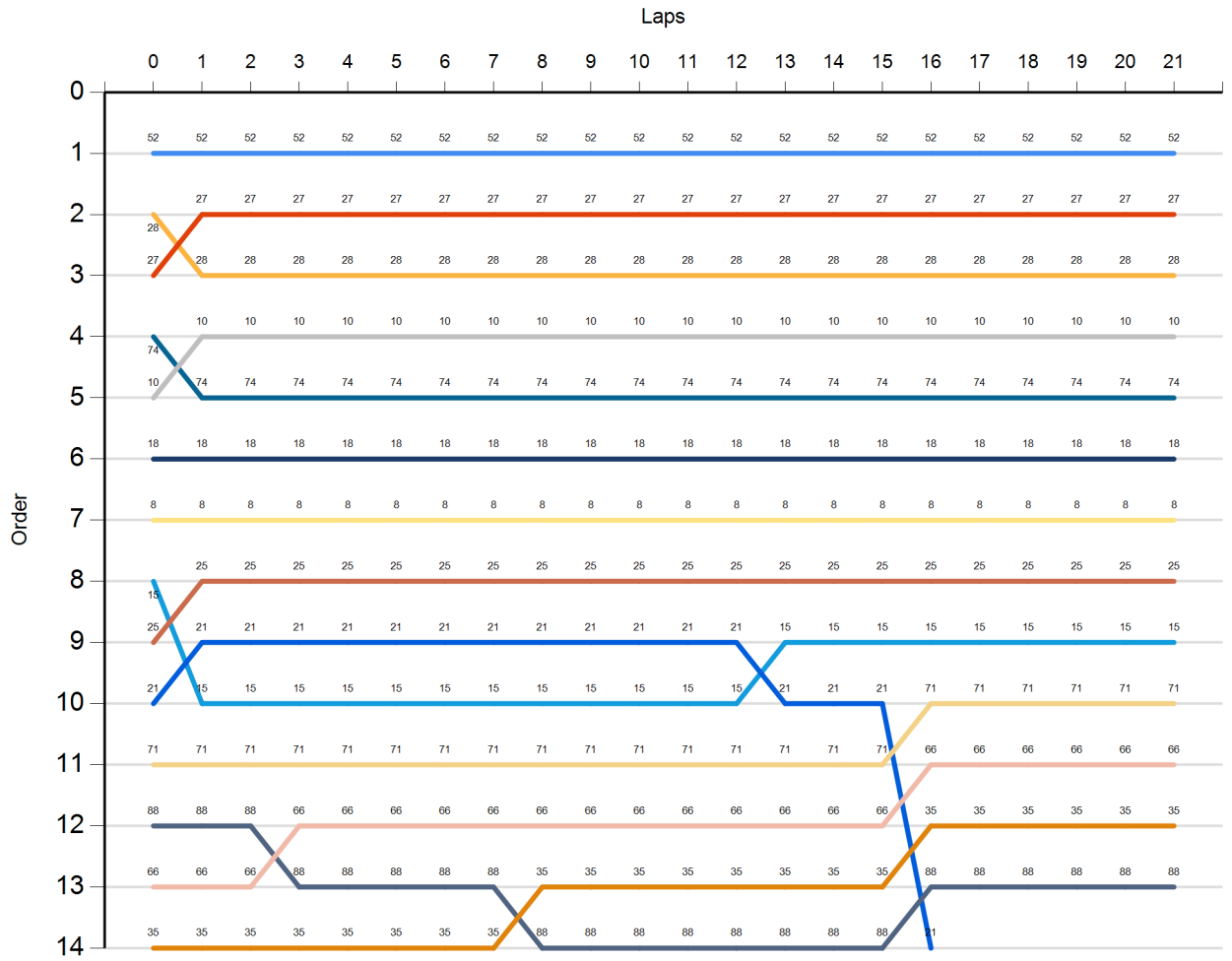


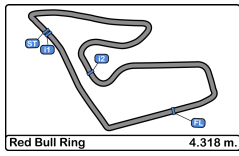


**Red Bull Ring**  
**Euroformula Open**  
**Race - 1**  
**Graphic Lap Chart**



- 52
- 28
- 27
- 74
- 10
- 18
- 8
- 15
- 25
- 21
- 71
- 88
- 66
- 35





**Red Bull Ring**  
**Euroformula Open**  
**Race - 1**  
**Pit Stop Analysis**



Nr.	In Day Time	Driver	Nat	Cat	Team	Nat	Vehicle	In Time	Stop N°	Pit Time	Handicap	Penalty
-----	-------------	--------	-----	-----	------	-----	---------	---------	---------	----------	----------	---------

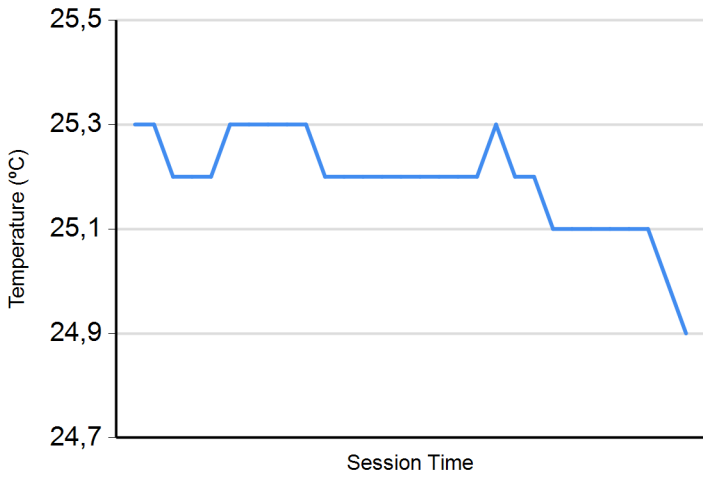




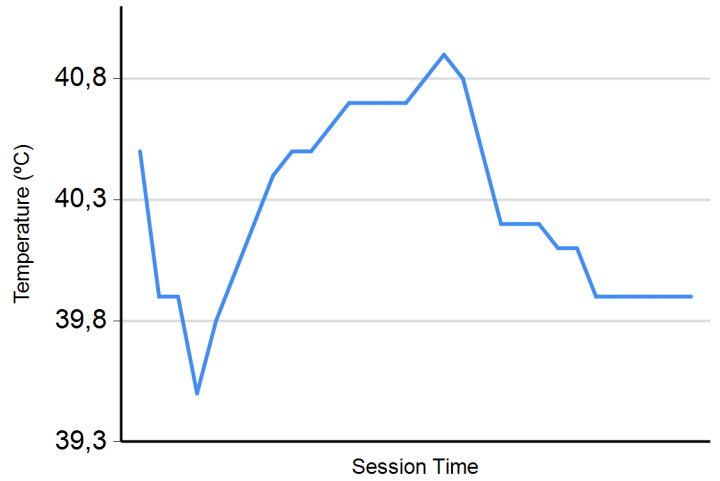
**Red Bull Ring**  
**Euroformula Open**  
**Race - 1**  
**Weather Report**



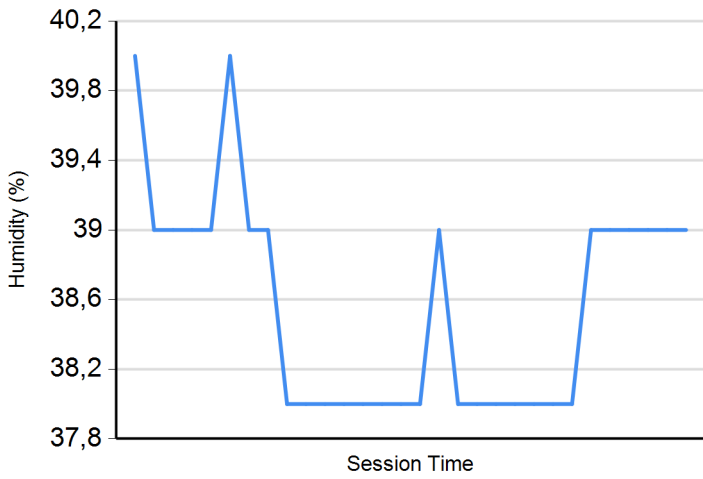
**Air Temperature**



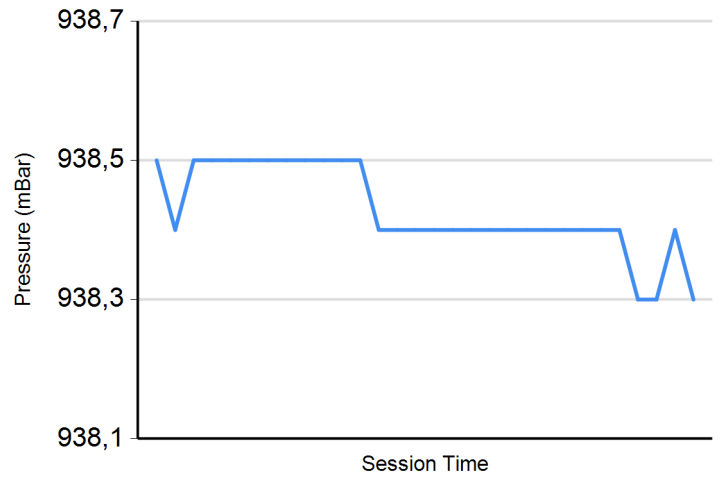
**Track Temperature**



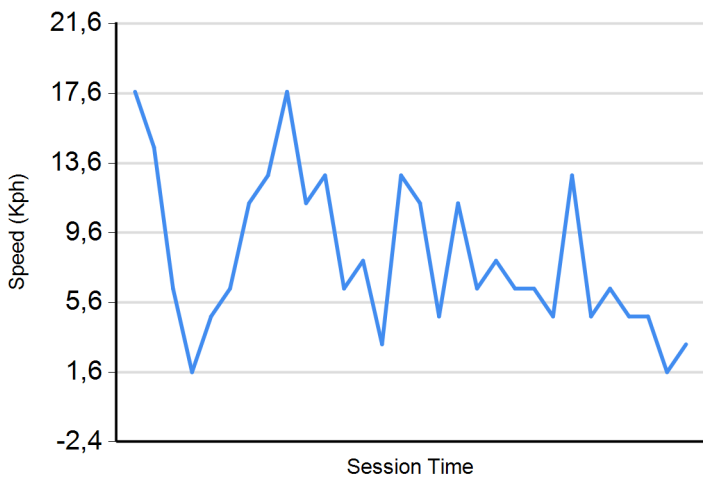
**Humidity**



**Pressure**



**Wind Speed**



**Wind direction**

North = 0°/360° Est = 90° South = 180° West = 270°

