

Red Bull Ring
Euroformula Open
Race - 2
Provisional Results



Clas	Nº	Driver	Nat	Cat	Clas	Team	Nat	Vehicle	Laps	Total Time	Gap	Interval	Km/h	Best	Time	Km/h	
1	18	Nazim Azman		MYS		CryptoTower Racing Team		Dallara F320 Spiess	23	34:00.256			175.2	16	1:23.727	185.6	
2	74	Cem Bolukbasi		TUR		Van Amersfoort Racing		Dallara F320 HWA	23	34:00.988	0.732	0.732	175.1	13	1:23.785	185.5	
3	27	Louis Foster		GBR		CryptoTower Racing Team		Dallara F320 Spiess	23	34:02.250	1.994	1.262	175.0	15	1:23.730	185.6	
4	28	Cameron Das		USA		Team Motopark		Dallara F320 Spiess	23	34:02.601	2.345	0.351	175.0	15	1:23.550	186.0	
5	52	Jak Crawford		USA	R	1	Team Motopark		Dallara F320 Spiess	23	34:03.012	2.756	0.411	175.0	16	1:23.304	186.6
6	10	Reshad de Gerus		FRA		Team Motopark		Dallara F320 Spiess	23	34:04.004	3.748	0.992	174.9	16	1:23.371	186.4	
7	25	Casper Stevenson		GBR	R	2	Van Amersfoort Racing		Dallara F320 HWA	23	34:06.689	6.433	2.685	174.6	22	1:24.052	184.9
8	8*	Rafael Villagomez		MEX		Van Amersfoort Racing		Dallara F320 HWA	23	34:15.174	14.918	8.485	173.9	20	1:23.757	185.5	
9	71	Brad Benavides		USA		Carlin		Dallara F320 Spiess	23	34:15.618	15.362	0.444	173.9	10	1:24.267	184.4	
10	21	Josh Mason		GBR		Double R Racing		Dallara F320 HWA	23	34:17.847	17.591	2.229	173.7	18	1:24.186	184.6	
11	66	Zdenek Chovanec		CZE	R	3	Double R Racing		Dallara F320 HWA	23	34:18.326	18.070	0.479	173.6	18	1:24.661	183.6
12	88	Filip Kaminiaz		POL		CryptoTower Racing Team		Dallara F320 Spiess	23	34:24.308	24.052	5.982	173.1	14	1:24.666	183.6	
13	35	Enzo Scionti		USA	R	4	Drivex School		Dallara F320 HWA	23	34:25.112	24.856	0.804	173.1	20	1:24.544	183.8
Not classified: (Requirements: 75% of number laps of leader = 18 Laps)																	
	15	Enzo Trulli		ITA	R	5	Carlin		Dallara F320 Spiess	1	1:32.297	22 Laps	22 Laps	168.4	1	1:32.297	168.4

Fastest lap Jak Crawford in 1:23.304 at 186.6 Km/h in lap 16

*** PENALTIES**

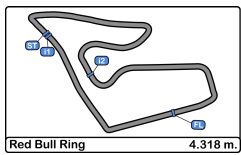
- CAR #8 - 5 SECONDS TIME PENALTY ADDED TO RACE TIME - CAUSING A COLLISION
- CAR 8 LAPS 8 - 12 -23 DELETED TRACK LIMITS
- CAR 10 LAPS 18 - 21 DELETED TRACK LIMITS
- CAR 21 LAPS 19 - 20 - 21 DELETED TRACK LIMITS AND FASTEST LAP
- CAR 25 LAPS 16 - 19 DELETED TRACK LIMITS
- CAR 28 LAPS 11 DELETED TRACK LIMITS
- CAR 52 LAPS 10 - 20 DELETED TRACK LIMITS
- CAR 66 LAPS 6 - 9 - 10 - 11 - 12 - 14 - 20 - 23 DELETED TRACK LIMITS AND FASTEST LAP
- CAR 74 LAPS 12 -18 - 21 DELETED TRACK LIMITS

Published at:.....

Track Temp: **27.6 °C** Air Temp: **16.4 °C** Humidity: **80 %** Track Status: **DRY**

Stewards:	Race Director:	Timekeeper: Luis Angel Garcia Nufez JOB/I-0020-ESP
------------------	-----------------------	---





Red Bull Ring
Euroformula Open
Race - 2



Provisional Results by Category

Clas	Nº	Driver	Nat	Cat	Clas	Team	Nat	Vehicle	Laps	Total Time	Gap	Interval	Km/h	Best	Time	Km/h
1	18	Nazim Azman		MYS		CryptoTower Racing Team		Dallara F320 Spiess	23	34:00.256			175.2	16	1:23.727	185.6
2	74	Cem Bolukbasi		TUR		Van Amersfoort Racing		Dallara F320 HWA	23	34:00.988	0.732	0.732	175.1	13	1:23.785	185.5
3	27	Louis Foster		GBR		CryptoTower Racing Team		Dallara F320 Spiess	23	34:02.250	1.994	1.262	175.0	15	1:23.730	185.6
4	28	Cameron Das		USA		Team Motopark		Dallara F320 Spiess	23	34:02.601	2.345	0.351	175.0	15	1:23.550	186.0
5	10	Reshad de Gerus		FRA		Team Motopark		Dallara F320 Spiess	23	34:04.004	3.748	1.403	174.9	16	1:23.371	186.4
6	8*	Rafael Villagomez		MEX		Van Amersfoort Racing		Dallara F320 HWA	23	34:15.174	14.918	11.170	173.9	20	1:23.757	185.5
7	71	Brad Benavides		USA		Carlin		Dallara F320 Spiess	23	34:15.618	15.362	0.444	173.9	10	1:24.267	184.4
8	21	Josh Mason		GBR		Double R Racing		Dallara F320 HWA	23	34:17.847	17.591	2.229	173.7	18	1:24.186	184.6
9	88	Filip Kaminiarz		POL		CryptoTower Racing Team		Dallara F320 Spiess	23	34:24.308	24.052	6.461	173.1	14	1:24.666	183.6

Rookie																		
1	52	Jak Crawford		USA	R	1	Team Motopark		DEU	Dallara F320 Spiess	23	34:03.012		175.0	16	1:23.304	186.6	
2	25	Casper Stevenson		GBR	R	2	Van Amersfoort Racing		NLD	Dallara F320 HWA	23	34:06.689	3.677	3.677	174.6	22	1:24.052	184.9
3	66	Zdenek Chovanec		CZE	R	3	Double R Racing		GBR	Dallara F320 HWA	23	34:18.326	15.314	11.637	173.6	18	1:24.661	183.6
4	35	Enzo Scionti		USA	R	4	Drivex School		ESP	Dallara F320 HWA	23	34:25.112	22.100	6.786	173.1	20	1:24.544	183.8

Not classified: (Requirements: 75% of number laps of leader = 18 Laps)

15	Enzo Trulli		ITA	R	5	Carlin		GBR	Dallara F320 Spiess	1	1:32.297	22 Laps	22 Laps	168.4	1	1:32.297	168.4
----	-------------	--	-----	---	---	--------	--	-----	---------------------	---	-----------------	---------	---------	-------	---	----------	-------

Fastest lap Jak Crawford in 1:23.304 at 186.6 Km/h in lap 16

*** PENALTIES**

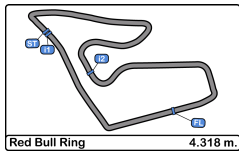
- CAR #8 - 5 SECONDS TIME PENALTY ADDED TO RACE TIME - CAUSING A COLLISION
- CAR 8 LAPS 8 - 12 -23 DELETED TRACK LIMITS
- CAR 10 LAPS 18 - 21 DELETED TRACK LIMITS
- CAR 21 LAPS 19 - 20 - 21 DELETED TRACK LIMITS AND FASTEST LAP
- CAR 25 LAPS 16 - 19 DELETED TRACK LIMITS
- CAR 28 LAPS 11 DELETED TRACK LIMITS
- CAR 52 LAPS 10 - 20 DELETED TRACK LIMITS
- CAR 66 LAPS 6 - 9 - 10 - 11 - 12 - 14 - 20 - 23 DELETED TRACK LIMITS AND FASTEST LAP
- CAR 74 LAPS 12 -18 - 21 DELETED TRACK LIMITS

Published at:.....

Track Temp: **27.6 °C** Air Temp: **16.4 °C** Humidity: **80 %** Track Status: **DRY**

Stewards:	Race Director:	Timekeeper: Luis Angel Garcia Nufez JOB/I-0020-ESP
------------------	-----------------------	---





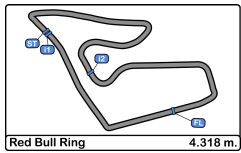
Red Bull Ring
Euroformula Open
Race - 2



Provisional Classification by Driver Fastest Lap

Clas	Nº	Driver	Nat	Cat	Clas	Team	Nat	Vehicle	Laps	Best	Time	Gap	Interval	Km/h
1	52	Jak Crawford	USA	R	1	Team Motopark	DEU	Dallara F320 Spiess	23	16	1:23.304			186.6
2	10	Reshad de Gerus	FRA			Team Motopark	DEU	Dallara F320 Spiess	23	16	1:23.371	0.067	0.067	186.4
3	28	Cameron Das	USA			Team Motopark	DEU	Dallara F320 Spiess	23	15	1:23.550	0.246	0.179	186.0
4	18	Nazim Azman	MYS			CryptoTower Racing Team	JPN	Dallara F320 Spiess	23	16	1:23.727	0.423	0.177	185.6
5	27	Louis Foster	GBR			CryptoTower Racing Team	JPN	Dallara F320 Spiess	23	15	1:23.730	0.426	0.003	185.6
6	8	Rafael Villagomez	MEX			Van Amersfoort Racing	NLD	Dallara F320 HWA	23	20	1:23.757	0.453	0.027	185.5
7	74	Cem Bolukbasi	TUR			Van Amersfoort Racing	NLD	Dallara F320 HWA	23	13	1:23.785	0.481	0.028	185.5
8	25	Casper Stevenson	GBR	R	2	Van Amersfoort Racing	NLD	Dallara F320 HWA	23	22	1:24.052	0.748	0.267	184.9
9	21	Josh Mason	GBR			Double R Racing	GBR	Dallara F320 HWA	23	18	1:24.186	0.882	0.134	184.6
10	71	Brad Benavides	USA			Carlin	GBR	Dallara F320 Spiess	23	10	1:24.267	0.963	0.081	184.4
11	35	Enzo Scionti	USA	R	3	Drivex School	ESP	Dallara F320 HWA	23	20	1:24.544	1.240	0.277	183.8
12	66	Zdenek Chovanec	PRT	R	4	Double R Racing	GBR	Dallara F320 HWA	23	18	1:24.661	1.357	0.117	183.6
13	88	Filip Kaminiarz	POL			CryptoTower Racing Team	JPN	Dallara F320 Spiess	23	14	1:24.666	1.362	0.005	183.6
14	15	Enzo Trulli	ITA	R	5	Carlin	GBR	Dallara F320 Spiess	1	1	1:32.297	8.993	7.631	168.4





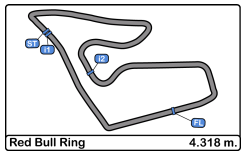
Red Bull Ring
Euroformula Open
Race - 2



Distance and Speed Average

Clas	Nº	Driver	Nat	Cat	Clas	Team	Nat	Vehicle	Laps	Distance	Total Time	Km/h
1	18	Nazim Azman		MYS		CryptoTower Racing Team		Dallara F320 Spiess	23	99.31	34:00.256	175.2
2	74	Cem Bolukbasi		TUR		Van Amersfoort Racing		Dallara F320 HWA	23	99.31	34:00.988	175.1
3	27	Louis Foster		GBR		CryptoTower Racing Team		Dallara F320 Spiess	23	99.31	34:02.250	175.0
4	28	Cameron Das		USA		Team Motopark		Dallara F320 Spiess	23	99.31	34:02.601	175.0
5	52	Jak Crawford		USA	R 1	Team Motopark		Dallara F320 Spiess	23	99.31	34:03.012	175.0
6	10	Reshad de Gerus		FRA		Team Motopark		Dallara F320 Spiess	23	99.31	34:04.004	174.9
7	25	Casper Stevenson		GBR	R 2	Van Amersfoort Racing		Dallara F320 HWA	23	99.31	34:06.689	174.6
8	8	Rafael Villagomez		MEX		Van Amersfoort Racing		Dallara F320 HWA	23	99.31	34:15.174	173.9
9	71	Brad Benavides		USA		Carlin		Dallara F320 Spiess	23	99.31	34:15.618	173.9
10	21	Josh Mason		GBR		Double R Racing		Dallara F320 HWA	23	99.31	34:17.847	173.7
11	66	Zdenek Chovanec		CZE	R 3	Double R Racing		Dallara F320 HWA	23	99.31	34:18.326	173.6
12	88	Filip Kaminiarz		POL		CryptoTower Racing Team		Dallara F320 Spiess	23	99.31	34:24.308	173.1
13	35	Enzo Scionti		USA	R 4	Drivex School		Dallara F320 HWA	23	99.31	34:25.112	173.1
14	15	Enzo Trulli		ITA	R 5	Carlin		Dallara F320 Spiess	1	04.31	1:32.297	168.4





Red Bull Ring
Euroformula Open
Race - 2
Lap Analysis



8

Rafael Villagomez

Dallara F320 HWA

15

Enzo Trulli

Dallara F320 Spiess

Van Amersfoort Racing

Rookie

Carlin

Lap	D	Time	Sector 1	Sector 2	Sector 3	T. Spd	Elapsed	Lap	D	Time	Sector 1	Sector 2	Sector 3	T. Spd	Elapsed	
1		1:32.999	27.827	39.820	25.352	207.2	1:32.999	1		1:32.297	27.153	40.012	25.132	208.0	1:32.297	
2		1:27.168	22.031	39.999	25.138	213.0	3:00.167	2			22.303			209.3		
3		2:16.692	33.207	1:01.558	41.927	111.3	5:16.859	18								
4		2:07.670	31.862	55.788	40.020	173.3	7:24.529	Nazim Azman								Dallara F320 Spiess
5		1:25.690	22.090	38.871	24.729	211.3	8:50.219	CryptoTower Racing Team								
6		1:24.654	21.888	38.196	24.570	208.8	10:14.873	Lap	D	Time	Sector 1	Sector 2	Sector 3	T. Spd	Elapsed	
7		1:24.863	21.760	38.279	24.824	212.5	11:39.736	1		1:29.496	25.383	39.023	25.090	202.2	1:29.496	
8		1:24.637	21.974	38.053	24.610	209.3	13:04.373	2		1:25.315	22.097	38.358	24.860	204.9	2:54.811	
9		1:24.409	21.849	38.029	24.531	210.5	14:28.782	3		2:15.809	32.148	1:03.149	40.512	119.7	5:10.620	
10		1:24.636	21.635	38.339	24.662	212.1	15:53.418	4		2:10.812	31.423	58.628	40.761	117.6	7:21.432	
11		1:24.359	21.886	37.861	24.612	208.8	17:17.777	5		1:24.958	22.252	38.365	24.341	204.1	8:46.390	
12		1:24.511	21.833	38.116	24.562	210.1	18:42.288	6		1:24.904	22.138	38.420	24.346	203.7	10:11.294	
13		1:24.396	21.810	38.110	24.476	210.1	20:06.684	7		1:24.491	22.018	37.907	24.566	205.3	11:35.785	
14		1:25.654	21.847	38.930	24.877	211.7	21:32.338	8		1:24.141	21.893	37.861	24.387	205.7	12:59.926	
15		1:24.979	22.141	38.274	24.564	210.1	22:57.317	9		1:24.125	21.936	37.977	24.212	205.3	14:24.051	
16		1:24.251	21.870	37.795	24.586	209.7	24:21.568	10		1:23.964	21.896	37.812	24.256	206.1	15:48.015	
17		1:24.305	21.979	37.923	24.403	207.2	25:45.873	11		1:23.867	21.841	37.681	24.345	206.1	17:11.882	
18		1:24.041	21.865	37.905	24.271	206.8	27:09.914	12		1:23.835	21.781	37.739	24.315	206.1	18:35.717	
19		1:24.044	21.961	37.880	24.203	206.8	28:33.958	13		1:23.920	21.809	37.765	24.346	206.1	19:59.637	
20		1:23.757	21.876	37.672	24.209	208.4	29:57.715	14		1:23.821	21.897	37.686	24.238	205.7	21:23.458	
21		1:23.872	21.870	37.718	24.284	207.2	31:21.587	15		1:23.803	21.733	37.786	24.284	206.8	22:47.261	
22		1:23.975	21.821	37.782	24.372	206.8	32:45.562	16		1:23.727	21.772	37.736	24.219	206.1	24:10.988	
23		1:24.642	21.797	38.248	24.567	207.6	34:10.174	17		1:24.369	21.909	38.116	24.344	206.1	25:35.357	

10

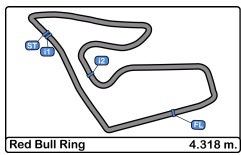
Reshad de Gerus

Dallara F320 Spiess

Team Motopark

Lap	D	Time	Sector 1	Sector 2	Sector 3	T. Spd	Elapsed
1		1:29.837	25.420	39.313	25.104	205.7	1:29.837
2		1:27.140	23.115	39.165	24.860	209.7	2:56.977
3		2:17.046	32.989	1:02.257	41.800	109.8	5:14.023
4		2:08.928	30.834	57.956	40.138	130.2	7:22.951
5		1:25.178	22.048	38.622	24.508	208.4	8:48.129
6		1:24.717	21.881	38.323	24.513	207.6	10:12.846
7		1:24.545	21.824	38.298	24.423	208.0	11:37.391
8		1:24.421	21.806	38.133	24.482	207.6	13:01.812
9		1:24.864	21.769	38.668	24.427	208.4	14:26.676
10		1:23.875	21.849	37.793	24.233	208.0	15:50.551
11		1:24.575	21.679	38.204	24.692	211.3	17:15.126
12		1:23.935	21.811	37.895	24.229	208.4	18:39.061
13		1:23.832	21.715	37.945	24.172	209.7	20:02.893
14		1:24.391	21.762	38.250	24.379	208.8	21:27.284
15		1:25.016	21.788	38.893	24.335	208.8	22:52.300
16		1:23.371	21.726	37.602	24.043	207.6	24:15.671
17		1:23.463	21.684	37.697	24.082	208.0	25:39.134
18		1:23.893	21.708	38.021	24.164	207.6	27:03.027
19		1:24.310	22.027	37.955	24.328	206.8	28:27.337
20		1:24.001	21.748	37.898	24.355	208.4	29:51.338
21		1:23.797	21.810	37.698	24.289	208.4	31:15.135
22		1:24.364	21.844	37.937	24.583	208.0	32:39.499
23		1:24.505	21.934	37.876	24.695	207.2	34:04.004





Red Bull Ring
Euroformula Open
Race - 2
Lap Analysis



21

Josh Mason

Dallara F320 HWA 27

Louis Foster

Dallara F320 Spiess

Double R Racing

CryptoTower Racing Team

Lap	D	Time	Sector 1	Sector 2	Sector 3	T. Spd	Elapsed	Lap	D	Time	Sector 1	Sector 2	Sector 3	T. Spd	Elapsed
1		1:52.415 P	28.146	43.429	40.840	207.2	1:52.415	1		1:30.362	25.972	39.427	24.963	207.6	1:30.362
2		2:12.534	1:05.495	41.182	25.857	200.7	4:04.949	2		1:25.702	22.171	39.203	24.328	208.8	2:56.064
3		1:29.370	22.738	40.910	25.722	181.5	5:34.319	3		2:16.355	32.267	1:02.811	41.277	82.3	5:12.419
4		1:51.381	22.683	48.942	39.756	205.3	7:25.700	4		2:09.769	31.105	58.182	40.482	127.5	7:22.188
5		1:26.338	22.067	39.320	24.951	211.3	8:52.038	5		1:24.982	21.714	38.849	24.419	210.5	8:47.170
6		1:25.369	22.006	38.735	24.628	211.3	10:17.407	6		1:24.926	21.821	38.513	24.592	210.1	10:12.096
7		1:24.810	21.952	38.340	24.518	211.3	11:42.217	7		1:24.388	21.775	38.288	24.325	211.3	11:36.484
8		1:24.391	21.903	38.099	24.389	208.8	13:06.608	8		1:24.574	21.800	38.421	24.353	212.5	13:01.058
9		1:25.461	21.745	38.062	25.654	209.7	14:32.069	9		1:24.061	21.686	38.132	24.243	208.8	14:25.119
10		1:26.303	21.982	38.361	25.960	208.4	15:58.372	10		1:24.257	21.608	38.287	24.362	212.1	15:49.376
11		1:25.201	22.388	38.355	24.458	209.3	17:23.573	11		1:24.229	21.695	38.099	24.435	210.5	17:13.605
12		1:24.653	21.951	38.254	24.448	207.2	18:48.226	12		1:23.917	21.593	37.819	24.505	209.7	18:37.522
13		1:24.226	21.851	37.900	24.475	208.0	20:12.452	13		1:24.034	21.728	37.970	24.336	209.3	20:01.556
14		1:24.250	21.953	37.921	24.376	207.2	21:36.702	14		1:24.045	21.817	37.928	24.300	209.3	21:25.601
15		1:24.301	21.904	38.083	24.314	208.0	23:01.003	15		1:23.730	21.664	37.758	24.308	208.0	22:49.331
16		1:24.362	21.828	38.135	24.399	207.6	24:25.365	16		1:23.739	21.635	37.832	24.272	208.8	24:13.070
17		1:24.076	21.890	37.974	24.212	208.0	25:49.441	17		1:23.741	21.640	37.856	24.245	209.3	25:36.811
18		1:24.186	21.851	38.007	24.328	208.4	27:13.627	18		1:24.172	21.690	38.036	24.446	209.3	27:00.983
19		1:24.268	21.746	38.095	24.427	210.1	28:37.895	19		1:24.601	21.717	38.529	24.355	211.7	28:25.584
20		1:24.450	21.938	38.114	24.398	210.1	30:02.345	20		1:24.214	21.796	37.982	24.436	209.3	29:49.798
21		1:24.990	21.802	38.537	24.651	210.5	31:27.335	21		1:24.001	21.697	37.880	24.424	209.7	31:13.799
22		1:25.334	21.788	38.289	25.257	210.9	32:52.669	22		1:24.181	21.705	38.098	24.378	208.4	32:37.980
23		1:25.178	21.866	38.778	24.534	210.9	34:17.847	23		1:24.270	21.706	38.085	24.479	208.8	34:02.250

25

Casper Stevenson

Dallara F320 HWA 28

Cameron Das

Dallara F320 Spiess

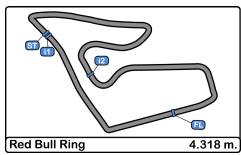
Rookie

Van Amersfoort Racing

Team Motopark

Lap	D	Time	Sector 1	Sector 2	Sector 3	T. Spd	Elapsed	Lap	D	Time	Sector 1	Sector 2	Sector 3	T. Spd	Elapsed
1		1:31.833	26.595	40.185	25.053	210.9	1:31.833	1		1:31.017	26.518	39.455	25.044	209.3	1:31.017
2		1:26.057	22.116	39.055	24.886	208.4	2:57.890	2		1:26.303	22.038	39.328	24.937	214.2	2:57.320
3		2:17.785	33.881	1:01.975	41.929	108.9	5:15.675	3		2:17.820	33.527	1:02.022	42.271	112.0	5:15.140
4		2:08.074	31.575	56.544	39.955	158.3	7:23.749	4		2:08.151	31.088	57.115	39.948	144.9	7:23.291
5		1:25.548	22.079	38.763	24.706	210.1	8:49.297	5		1:25.255	22.080	38.635	24.540	212.1	8:48.546
6		1:24.515	21.736	38.414	24.365	210.1	10:13.812	6		1:24.577	21.698	38.387	24.492	213.0	10:13.123
7		1:24.721	21.744	38.334	24.643	211.3	11:38.533	7		1:24.645	21.903	38.443	24.299	211.7	11:37.768
8		1:24.672	21.734	38.232	24.706	209.7	13:03.205	8		1:24.314	21.697	38.406	24.211	212.1	13:02.082
9		1:24.596	21.846	38.242	24.508	208.4	14:27.801	9		1:23.907	21.579	38.228	24.100	214.2	14:25.989
10		1:24.236	21.751	38.018	24.467	208.8	15:52.037	10		1:24.186	21.558	38.085	24.543	212.1	15:50.175
11		1:24.236	21.718	37.987	24.531	208.8	17:16.273	11		1:24.506	21.668	38.342	24.496	211.7	17:14.681
12		1:24.217	21.675	38.054	24.488	209.3	18:40.490	12		1:23.791	21.588	37.946	24.257	213.0	18:38.472
13		1:24.322	21.756	38.001	24.565	209.3	20:04.812	13		1:23.847	21.669	38.008	24.170	211.7	20:02.319
14		1:24.416	21.707	38.167	24.542	208.8	21:29.228	14		1:24.410	21.462	38.759	24.189	216.0	21:26.729
15		1:24.140	21.752	37.937	24.451	208.8	22:53.368	15		1:23.550	21.702	37.756	24.092	210.1	22:50.279
16		1:24.093	21.773	37.888	24.432	208.4	24:17.461	16		1:23.555	21.582	37.775	24.198	210.5	24:13.834
17		1:24.152	21.720	37.978	24.454	208.8	25:41.613	17		1:23.576	21.533	37.747	24.296	211.3	25:37.410
18		1:24.152	21.742	37.971	24.439	208.0	27:05.765	18		1:23.860	21.697	37.824	24.339	210.9	27:01.270
19		1:24.184	21.748	37.970	24.463	208.4	28:29.946	19		1:24.738	21.733	38.603	24.402	213.8	28:26.008
20		1:24.078	21.827	37.884	24.367	209.7	29:54.024	20		1:24.237	21.544	38.335	24.358	214.2	29:50.245
21		1:24.055	21.796	37.941	24.318	208.8	31:18.079	21		1:23.982	21.572	38.061	24.349	213.4	31:14.227
22		1:24.052	21.783	37.881	24.388	208.4	32:42.131	22		1:24.194	21.556	38.225	24.413	213.4	32:38.421
23		1:24.558	21.777	38.083	24.698	208.0	34:06.689	23		1:24.180	21.572	38.138	24.470	213.0	34:02.601





Red Bull Ring
Euroformula Open
Race - 2
Lap Analysis



35

Enzo Scionti

Dallara F320 HWA **66**

Zdenek Chovanec

Dallara F320 HWA

Rookie

Drivex School

Rookie

Double R Racing

Lap D	Time	Sector 1	Sector 2	Sector 3	T. Spd	Elapsed	Lap D	Time	Sector 1	Sector 2	Sector 3	T. Spd	Elapsed
1	1:34.941	28.385	41.064	25.492	204.1	1:34.941	1	1:33.214	28.044	40.132	25.038	208.8	1:33.214
2	1:26.809	22.382	39.270	25.157	206.8	3:01.750	2	1:27.121	22.538	39.724	24.859	206.1	3:00.335
3	2:16.857	33.334	1:01.043	42.480	108.5	5:18.607	3	2:17.120	33.906	1:01.094	42.120	108.1	5:17.455
4	2:06.755	32.234	54.585	39.936	137.2	7:25.362	4	2:07.394	32.244	55.304	39.846	158.3	7:24.849
5	1:26.287	22.331	38.983	24.973	206.5	8:51.649	5	1:25.824	22.368	38.722	24.734	207.6	8:50.673
6	1:25.457	22.028	38.555	24.874	209.3	10:17.106	6	1:25.398	22.384	38.440	24.574	206.5	10:16.071
7	1:26.674	22.145	39.469	25.060	208.0	11:43.780	7	1:24.861	22.198	38.182	24.481	204.5	11:40.932
8	1:25.065	21.898	38.488	24.679	208.8	13:08.845	8	1:24.667	21.956	38.257	24.454	206.8	13:05.599
9	1:25.539	21.961	38.527	25.051	207.6	14:34.384	9	1:24.435	21.886	38.187	24.362	206.5	14:30.034
10	1:25.583	21.997	38.552	25.034	207.6	15:59.967	10	1:24.274	21.938	38.136	24.197	205.7	15:54.305
11	1:25.519	22.039	38.454	25.026	207.6	17:25.486	11	1:24.426	21.884	38.132	24.410	206.8	17:18.731
12	1:26.179	21.985	39.198	24.996	208.8	18:51.665	12	1:24.493	22.049	38.176	24.268	206.8	18:43.224
13	1:24.964	21.937	38.302	24.725	207.6	20:16.629	13	1:24.246	21.923	38.104	24.219	207.6	20:07.470
14	1:25.240	21.981	38.406	24.853	207.2	21:41.869	14	1:25.175	22.018	38.443	24.714	207.2	21:32.645
15	1:24.768	21.953	38.107	24.708	206.8	23:06.637	15	1:25.217	22.180	38.583	24.454	209.3	22:57.862
16	1:24.984	21.925	38.395	24.664	206.1	24:31.621	16	1:24.796	22.013	38.350	24.433	208.4	24:22.658
17	1:24.861	21.944	38.328	24.589	206.5	25:56.482	17	1:24.913	22.134	38.337	24.442	208.4	25:47.571
18	1:24.957	21.871	38.405	24.681	206.8	27:21.439	18	1:24.661	22.001	38.377	24.283	207.6	27:12.232
19	1:24.640	21.961	38.144	24.535	207.2	28:46.079	19	1:24.812	22.044	38.358	24.410	209.3	28:37.044
20	1:24.544	21.818	38.299	24.427	207.6	30:10.623	20	1:24.660	21.844	38.320	24.496	208.8	30:01.704
21	1:24.545	21.818	38.175	24.552	208.0	31:35.168	21	1:24.766	22.037	38.376	24.353	208.8	31:26.470
22	1:24.668	21.749	38.196	24.723	208.0	32:59.836	22	1:25.720	21.987	38.603	25.130	207.6	32:52.190
23	1:25.276	21.788	38.624	24.864	208.4	34:25.112	23	1:26.436	22.219	39.513	24.404	199.6	34:18.326

52

Jak Crawford

Dallara F320 Spiess **71**

Brad Benavides

Dallara F320 Spiess

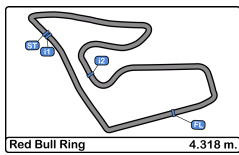
Rookie

Team Motopark

Carlin

Lap D	Time	Sector 1	Sector 2	Sector 3	T. Spd	Elapsed	Lap D	Time	Sector 1	Sector 2	Sector 3	T. Spd	Elapsed
1	1:30.662	26.079	39.648	24.935	207.6	1:30.662	1	1:32.721	27.347	40.088	25.286	208.4	1:32.721
2	1:25.899	22.141	39.124	24.634	209.3	2:56.561	2	1:26.208	22.177	39.325	24.706	210.5	2:58.929
3	2:16.920	33.007	1:02.185	41.728	106.7	5:13.481	3	2:17.334	33.424	1:01.973	41.937	96.3	5:16.263
4	2:08.938	31.098	57.581	40.259	130.5	7:22.419	4	2:07.902	31.666	56.228	40.008	163.8	7:24.165
5	1:25.138	21.984	38.628	24.526	210.9	8:47.557	5	1:25.461	22.251	38.476	24.734	208.4	8:49.626
6	1:24.810	21.710	38.492	24.608	211.3	10:12.367	6	1:24.747	21.811	38.214	24.722	210.5	10:14.373
7	1:24.408	21.763	38.397	24.248	211.3	11:36.775	7	1:24.888	21.925	38.323	24.640	208.4	11:39.261
8	1:24.592	21.672	38.424	24.496	213.8	13:01.367	8	1:24.492	21.814	38.146	24.532	208.8	13:03.753
9	1:24.155	21.657	37.982	24.516	212.1	14:25.522	9	1:24.510	21.763	38.171	24.576	210.1	14:28.263
10	1:24.160	21.567	38.119	24.474	210.5	15:49.682	10	1:24.267	21.795	38.053	24.419	209.7	15:52.530
11	1:24.666	21.607	38.577	24.482	212.1	17:14.348	11	1:24.588	21.826	38.233	24.529	208.8	17:17.118
12	1:23.425	21.614	37.553	24.258	208.4	18:37.773	12	1:24.559	21.975	38.020	24.564	208.0	18:41.677
13	1:24.065	21.728	38.050	24.287	212.1	20:01.838	13	1:24.567	21.998	38.066	24.503	207.6	20:06.244
14	1:25.833	21.796	39.773	24.264	211.3	21:27.671	14	1:25.807	21.986	39.114	24.707	207.6	21:32.051
15	1:23.548	21.530	37.999	24.019	212.5	22:51.219	15	1:24.414	22.080	37.852	24.482	206.5	22:56.465
16	1:23.304	21.601	37.604	24.099	208.0	24:14.523	16	1:25.751	22.045	39.109	24.597	206.1	24:22.216
17	1:23.439	21.647	37.698	24.094	209.3	25:37.962	17	1:24.801	22.044	38.084	24.673	208.8	25:47.017
18	1:23.720	21.612	37.822	24.286	209.7	27:01.682	18	1:24.793	22.014	38.206	24.573	207.2	27:11.810
19	1:24.685	21.591	38.611	24.483	212.5	28:26.367	19	1:24.522	21.948	38.140	24.434	206.8	28:36.332
20	1:24.437	21.942	37.914	24.281	208.8	29:50.504	20	1:24.736	22.100	38.155	24.481	207.6	30:01.068
21	1:24.035	21.816	37.928	24.291	210.1	31:14.539	21	1:24.561	22.101	38.041	24.419	207.2	31:25.629
22	1:24.305	21.646	38.134	24.525	211.3	32:38.844	22	1:24.715	22.051	38.063	24.601	206.8	32:50.344
23	1:24.168	21.583	38.101	24.484	210.1	34:03.012	23	1:25.274	22.084	38.373	24.817	206.5	34:15.618





Red Bull Ring
Euroformula Open
Race - 2
Lap Analysis



74

Cem Bolukbasi

Dallara F320 HWA

Van Amersfoort Racing

Lap	D	Time	Sector 1	Sector 2	Sector 3	T. Spd	Elapsed
1		1:30.120	25.921	39.232	24.967	206.5	1:30.120
2		1:25.542	22.432	38.723	24.387	205.3	2:55.662
3		2:15.341	31.899	1:02.970	40.472	100.1	5:11.003
4		2:10.652	31.574	58.516	40.562	127.5	7:21.655
5		1:25.103	22.315	38.529	24.259	205.3	8:46.758
6		1:24.983	21.840	38.738	24.405	206.8	10:11.741
7		1:24.370	21.811	38.140	24.419	208.4	11:36.111
8		1:24.294	21.943	38.120	24.231	208.8	13:00.405
9		1:24.195	21.732	38.128	24.335	208.4	14:24.600
10		1:24.175	21.863	37.978	24.334	209.3	15:48.775
11		1:23.815	21.758	37.882	24.175	208.4	17:12.590
12		1:23.813	21.722	37.868	24.223	208.8	18:36.403
13		1:23.785	21.729	37.845	24.211	209.7	20:00.188
14		1:23.821	21.691	37.912	24.218	209.7	21:24.009
15		1:24.198	21.721	38.079	24.398	209.3	22:48.207
16		1:23.866	21.767	37.842	24.257	208.4	24:12.073
17		1:23.833	21.696	37.917	24.220	208.8	25:35.906
18		1:24.225	21.875	38.003	24.347	208.8	27:00.131
19		1:24.638	22.339	37.971	24.328	207.6	28:24.769
20		1:23.974	21.819	37.834	24.321	208.4	29:48.743
21		1:23.694	21.729	37.765	24.200	208.8	31:12.437
22		1:24.195	21.751	38.062	24.382	210.1	32:36.632
23		1:24.356	21.803	37.902	24.651	209.3	34:00.988

88

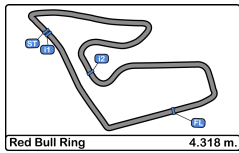
Filip Kaminiaz

Dallara F320 Spiess

CryptoTower Racing Team

Lap	D	Time	Sector 1	Sector 2	Sector 3	T. Spd	Elapsed
1		1:46.698 P	28.274	44.720	33.704	204.1	1:46.698
2		2:26.546	1:19.569	40.601	26.376	200.7	4:13.244
3		1:28.557	22.794	39.912	25.851	183.6	5:41.801
4		1:44.402	22.461	42.630	39.311	205.7	7:26.203
5		1:26.372	22.200	38.982	25.190	209.7	8:52.575
6		1:25.363	21.987	38.455	24.921	210.9	10:17.938
7		1:25.174	21.744	38.734	24.696	213.0	11:43.112
8		1:24.681	21.805	38.213	24.663	209.7	13:07.793
9		1:24.670	21.799	38.111	24.760	208.8	14:32.463
10		1:25.830	21.687	38.853	25.290	210.9	15:58.293
11		1:26.827	22.482	39.020	25.325	206.1	17:25.120
12		1:24.834	21.927	37.987	24.920	208.0	18:49.954
13		1:24.804	21.867	38.141	24.796	208.0	20:14.758
14		1:24.666	21.874	38.084	24.708	207.6	21:39.424
15		1:24.686	21.906	38.089	24.691	207.6	23:04.110
16		1:24.718	21.939	37.969	24.810	206.8	24:28.828
17		1:24.796	21.908	38.045	24.843	207.2	25:53.624
18		1:24.980	21.940	38.151	24.889	206.8	27:18.604
19		1:25.103	21.959	38.220	24.924	207.2	28:43.707
20		1:25.182	21.927	38.155	25.100	207.2	30:08.889
21		1:25.122	22.081	38.252	24.789	207.2	31:34.011
22		1:25.013	21.959	38.239	24.815	207.2	32:59.024
23		1:25.284	22.031	38.337	24.916	206.5	34:24.308





Red Bull Ring
Euroformula Open
Race - 2



Analysis by Lap

Num	Lap Time	Gap
Lap 1		
18	1:29.496	
10	1:29.837	00.341
74	1:30.120	00.624
27	1:30.362	00.866
52	1:30.662	01.166
28	1:31.017	01.521
25	1:31.833	02.337
15	1:32.297	02.801
71	1:32.721	03.225
8	1:32.999	03.503
66	1:33.214	03.718
35	1:34.941	05.445
88	1:46.698	17.202
21	1:52.415	22.919
Num Lap Time Gap		
Lap 2		
18	1:25.315	
74	1:25.542	00.851
27	1:25.702	01.253
52	1:25.899	01.750
10	1:27.140	02.166
28	1:26.303	02.509
25	1:26.057	03.079
71	1:26.208	04.118
8	1:27.168	05.356
66	1:27.121	05.524
35	1:26.809	06.939
21	2:12.534	1:10.138
88	2:26.546	1:18.433
Num Lap Time Gap		
Lap 3		
18	2:15.809	
74	2:15.341	00.383
27	2:16.355	01.799
52	2:16.920	02.861
10	2:17.046	03.403
28	2:17.820	04.520
25	2:17.785	05.055
71	2:17.334	05.643
8	2:16.692	06.239
66	2:17.120	06.835
35	2:16.857	07.987
21	1:29.370	23.699
88	1:28.557	31.181
Num Lap Time Gap		
Lap 4		
18	2:10.812	
74	2:10.652	00.223
27	2:09.769	00.756
52	2:08.938	00.987
10	2:08.928	01.519
28	2:08.151	01.859
25	2:08.074	02.317
71	2:07.902	02.733
8	2:07.670	03.097

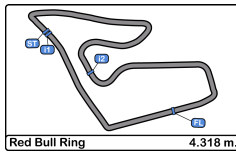
Num	Lap Time	Gap
Lap 5		
18	1:24.958	
74	1:25.103	00.368
27	1:24.982	00.780
52	1:25.138	01.167
10	1:25.178	01.739
28	1:25.255	02.156
25	1:25.548	02.907
71	1:25.461	03.236
8	1:25.690	03.829
66	1:25.824	04.283
35	1:26.287	05.259
21	1:26.338	05.648
88	1:26.372	06.185
Num Lap Time Gap		
Lap 6		
18	1:24.904	
74	1:24.983	00.447
27	1:24.926	00.802
52	1:24.810	01.073
10	1:24.717	01.552
28	1:24.577	01.829
25	1:24.515	02.518
71	1:24.747	03.079
8	1:24.654	03.579
66	1:25.398	04.777
35	1:25.457	05.812
21	1:25.369	06.113
88	1:25.363	06.644
Num Lap Time Gap		
Lap 7		
18	1:24.491	
74	1:24.370	00.326
27	1:24.388	00.699
52	1:24.408	00.990
10	1:24.545	01.606
28	1:24.645	01.983
25	1:24.721	02.748
71	1:24.888	03.476
8	1:24.863	03.951
66	1:24.861	05.147
21	1:24.810	06.432
88	1:25.174	07.327
35	1:26.674	07.995
Num Lap Time Gap		
Lap 8		
18	1:24.141	
74	1:24.294	00.479
27	1:24.574	01.132
52	1:24.592	01.441
10	1:24.421	01.886

Num	Lap Time	Gap
Lap 9		
18	1:24.125	
74	1:24.195	00.549
27	1:24.061	01.068
52	1:24.155	01.471
28	1:23.907	01.938
10	1:24.864	02.625
25	1:24.596	03.750
71	1:24.510	04.212
8	1:24.409	04.731
66	1:24.435	05.983
21	1:25.461	08.018
88	1:24.670	08.412
35	1:25.539	10.333
Num Lap Time Gap		
Lap 10		
18	1:23.964	
74	1:24.175	00.760
27	1:24.257	01.361
52	1:24.160	01.667
28	1:24.186	02.160
10	1:23.875	02.536
25	1:24.236	04.022
71	1:24.267	04.515
8	1:24.636	05.403
66	1:24.271	06.290
88	1:25.830	10.278
21	1:26.303	10.357
35	1:25.583	11.952
Num Lap Time Gap		
Lap 11		
18	1:23.867	
74	1:23.815	00.708
27	1:24.229	01.723
52	1:24.666	02.466
28	1:24.506	02.799
10	1:24.575	03.244
25	1:24.236	04.391
71	1:24.588	05.236
8	1:24.359	05.895
66	1:24.426	06.849
21	1:25.201	11.691
88	1:26.827	13.238
35	1:25.519	13.604
Num Lap Time Gap		
Lap 12		
18	1:23.835	

Num	Lap Time	Gap
Lap 13		
18	1:23.920	
74	1:23.785	00.551
27	1:24.034	01.919
52	1:24.065	02.201
28	1:23.847	02.682
10	1:23.832	03.256
25	1:24.322	05.175
71	1:24.567	06.607
8	1:24.396	07.047
66	1:24.246	07.833
21	1:24.226	12.815
88	1:24.804	15.121
35	1:24.964	16.992
Num Lap Time Gap		
Lap 14		
18	1:23.821	
74	1:23.821	00.551
27	1:24.045	02.143
28	1:24.410	03.271
10	1:24.391	03.826
52	1:25.833	04.213
25	1:24.416	05.770
71	1:25.807	08.593
8	1:25.654	08.880
66	1:25.175	09.187
21	1:24.250	13.244
88	1:24.666	15.966
35	1:25.240	18.411
Num Lap Time Gap		
Lap 15		
18	1:23.803	
74	1:24.198	00.946
27	1:23.730	02.070
28	1:23.550	03.018
52	1:23.548	03.958
10	1:25.016	05.039
25	1:24.140	06.107
71	1:24.414	09.204
8	1:24.979	10.056
66	1:25.217	10.601
21	1:24.301	13.742
88	1:24.686	16.849

Num	Lap Time	Gap
Lap 16		
18	1:23.727	
74	1:23.866	01.085
27	1:23.739	02.082
28	1:23.555	02.846
52	1:23.304	03.535
10	1:23.371	04.683
25	1:24.093	06.473
8	1:24.251	10.580
71	1:25.751	11.228
66	1:24.796	11.670
21	1:24.362	14.377
88	1:24.718	17.840
35	1:24.984	20.633
Num Lap Time Gap		
Lap 17		
18	1:24.369	
74	1:23.833	00.549
27	1:23.741	01.454
28	1:23.576	02.053
52	1:23.439	02.605
10	1:23.463	03.777
25	1:24.152	06.256
8	1:24.305	10.516
71	1:24.801	11.660
66	1:24.913	12.214
21	1:24.076	14.084
88	1:24.796	18.267
35	1:24.861	21.125
Num Lap Time Gap		
Lap 18		
18	1:24.200	
74	1:24.225	00.574
27	1:24.172	01.426
28	1:23.860	01.713
52	1:23.720	02.125
10	1:23.893	03.470
25	1:24.152	06.208
8	1:24.041	10.357
71	1:24.793	12.253
66	1:24.661	12.675
21	1:24.186	14.070
88	1:24.980	19.047
35	1:24.957	21.882
Num Lap Time Gap		
Lap 19		
18	1:24.035	
74	1:24.638	01.177
27	1:24.601	01.992
28	1:24.738	02.416
52	1:24.685	02.775
10	1:24.310	03.745
25	1:24.181	06.354
8	1:24.044	10.366



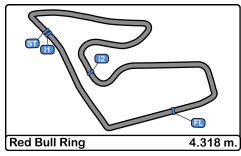


Red Bull Ring
Euroformula Open
Race - 2
Analysis by Lap



Num	Lap Time	Gap	Num	Lap Time	Gap
71	1:24.522	12.740	52	1:24.168	02.756
66	1:24.812	13.452	10	1:24.505	03.748
21	1:24.268	14.303	25	1:24.558	06.433
88	1:25.103	20.115	8	1:24.612	09.918
35	1:24.640	22.487	71	1:25.274	15.362
Num	Lap Time	Gap	21	1:25.178	17.591
Lap 20			66	1:26.136	18.070
18	1:24.035		88	1:25.284	24.052
74	1:23.974	01.116	35	1:25.276	24.856
27	1:24.214	02.171			
28	1:24.237	02.618			
52	1:24.137	02.877			
10	1:24.001	03.711			
25	1:24.078	06.397			
8	1:23.757	10.088			
71	1:24.736	13.441			
66	1:24.660	14.077			
21	1:24.450	14.718			
88	1:25.182	21.262			
35	1:24.544	22.996			
Num	Lap Time	Gap			
Lap 21					
18	1:24.207				
74	1:23.694	00.603			
27	1:24.001	01.965			
28	1:23.982	02.393			
52	1:24.035	02.705			
10	1:23.797	03.301			
25	1:24.055	06.245			
8	1:23.872	09.753			
71	1:24.561	13.795			
66	1:24.766	14.636			
21	1:24.990	15.501			
88	1:25.122	22.177			
35	1:24.545	23.334			
Num	Lap Time	Gap			
Lap 22					
18	1:23.954				
74	1:24.195	00.844			
27	1:24.181	02.192			
28	1:24.194	02.633			
52	1:24.305	03.056			
10	1:24.364	03.711			
25	1:24.052	06.343			
8	1:23.975	09.774			
71	1:24.715	14.556			
66	1:25.720	16.402			
21	1:25.334	16.881			
88	1:25.013	23.236			
35	1:24.668	24.048			
Num	Lap Time	Gap			
Lap 23					
18	1:24.468				
74	1:24.356	00.732			
27	1:24.270	01.994			
28	1:24.180	02.345			



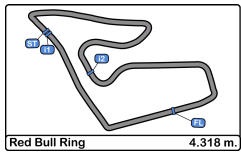


Red Bull Ring
Euroformula Open
Race - 2
Best Sectors Results





Sector - 1				Sector - 2				Sector - 3				Ideal Lap vs Best Lap			
Clas	Nº	Driver	Time	Nº	Driver	Time	Nº	Driver	Time	Clas	Nº	Driver	Ideal Lap	Best Lap	Clas
1	28	Cameron Das	21.462	52	Jak Crawford	37.553	52	Jak Crawford	24.019	1	52	Jak Crawford	1:23.102	1:23.304	1
2	52	Jak Crawford	21.530	10	Reshad de Gerus	37.602	10	Reshad de Gerus	24.043	2	28	Cameron Das	1:23.301	1:23.550	3
3	27	Louis Foster	21.593	8	Rafael Villagomez	37.672	28	Cameron Das	24.092	3	10	Reshad de Gerus	1:23.324	1:23.371	2
4	8	Rafael Villagomez	21.635	18	Nazim Azman	37.681	74	Cem Bolukbasi	24.175	4	8	Rafael Villagomez	1:23.510	1:23.757	6
5	25	Casper Stevenson	21.675	28	Cameron Das	37.747	66	Zdenek Chovanec	24.197	5	27	Louis Foster	1:23.594	1:23.730	5
6	10	Reshad de Gerus	21.679	27	Louis Foster	37.758	8	Rafael Villagomez	24.203	6	18	Nazim Azman	1:23.626	1:23.727	4
7	88	Filip Kaminiarz	21.687	74	Cem Bolukbasi	37.765	18	Nazim Azman	24.212	7	74	Cem Bolukbasi	1:23.631	1:23.785	7
8	74	Cem Bolukbasi	21.691	71	Brad Benavides	37.852	21	Josh Mason	24.212	8	21	Josh Mason	1:23.857	1:24.186	9
9	18	Nazim Azman	21.733	25	Casper Stevenson	37.881	27	Louis Foster	24.243	9	25	Casper Stevenson	1:23.874	1:24.052	8
10	21	Josh Mason	21.745	21	Josh Mason	37.900	25	Casper Stevenson	24.318	10	71	Brad Benavides	1:24.034	1:24.267	10
11	35	Enzo Scionti	21.749	88	Filip Kaminiarz	37.969	71	Brad Benavides	24.419	11	66	Zdenek Chovanec	1:24.145	1:24.661	12
12	71	Brad Benavides	21.763	66	Zdenek Chovanec	38.104	35	Enzo Scionti	24.427	12	35	Enzo Scionti	1:24.283	1:24.544	11
13	66	Zdenek Chovanec	21.844	35	Enzo Scionti	38.107	88	Filip Kaminiarz	24.663	13	88	Filip Kaminiarz	1:24.319	1:24.666	13
14	15	Enzo Trulli	22.303	15	Enzo Trulli	40.012	15	Enzo Trulli	25.132	14	15	Enzo Trulli	1:27.447	1:32.297	14



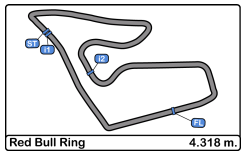


Red Bull Ring
Euroformula Open
Race - 2
Leader Sequence



N°	Driver	Nat	Cat	Clas	Team	Nat	Vehicle	Start Lap	End Lap	Laps	Total Laps
18	Nazim Azman	 MYS			CryptoTower Racing Team	 JPN	Dallara F320 Spiess	1	23	23	23



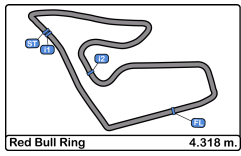


Red Bull Ring
Euroformula Open
Race - 2
Best 5 Lap Times



Cls	N°	Driver	Nat	Cat	Cls	Team	Nat	Vehicle	Best 1		Best 2		Best 3		Best 4		Best 5	
									Time	Lap	Time	Lap	Time	Lap	Time	Lap	Time	Lap
1	52	Jak Crawford	USA	R	1	Team Motopark	GER	Dallara F320 Spiess	1:23.304	16	1:23.425	12	1:23.439	17	1:23.548	15	1:23.720	18
2	10	Reshad de Gerus	FIN			Team Motopark	GER	Dallara F320 Spiess	1:23.371	16	1:23.463	17	1:23.832	13	1:23.875	10	1:23.935	12
3	28	Cameron Das	USA			Team Motopark	GER	Dallara F320 Spiess	1:23.550	15	1:23.555	16	1:23.576	17	1:23.791	12	1:23.847	13
4	18	Nazim Azman	MYN			CryptoTower Racing Team	JPN	Dallara F320 Spiess	1:23.727	16	1:23.803	15	1:23.821	14	1:23.835	12	1:23.867	11
5	27	Louis Foster	GBR			CryptoTower Racing Team	JPN	Dallara F320 Spiess	1:23.730	15	1:23.739	16	1:23.741	17	1:23.917	12	1:24.001	21
6	8	Rafael Villagomez	MEX			Van Amersfoort Racing	NLD	Dallara F320 HWA	1:23.757	20	1:23.872	21	1:23.975	22	1:24.041	18	1:24.044	19
7	74	Cem Bolukbasi	TUR			Van Amersfoort Racing	NLD	Dallara F320 HWA	1:23.785	13	1:23.815	11	1:23.821	14	1:23.833	17	1:23.866	16
8	25	Casper Stevenson	GBR	R	2	Van Amersfoort Racing	NLD	Dallara F320 HWA	1:24.052	22	1:24.055	21	1:24.078	20	1:24.140	15	1:24.152	17
9	21	Josh Mason	GBR			Double R Racing	GBR	Dallara F320 HWA	1:24.186	18	1:24.226	13	1:24.250	14	1:24.301	15	1:24.362	16
10	71	Brad Benavides	USA			Carlin	GBR	Dallara F320 Spiess	1:24.267	10	1:24.414	15	1:24.492	8	1:24.510	9	1:24.522	19
11	35	Enzo Scionti	USA	R	3	Drivex School	ESP	Dallara F320 HWA	1:24.544	20	1:24.545	21	1:24.640	19	1:24.668	22	1:24.768	15
12	66	Zdenek Chovanec	CZE	R	4	Double R Racing	GBR	Dallara F320 HWA	1:24.661	18	1:24.667	8	1:24.766	21	1:24.796	16	1:24.812	19
13	88	Filip Kaminiarz	POL			CryptoTower Racing Team	JPN	Dallara F320 Spiess	1:24.666	14	1:24.670	9	1:24.681	8	1:24.686	15	1:24.718	16
14	15	Enzo Trulli	ITA	R	5	Carlin	GBR	Dallara F320 Spiess	1:32.297	1								



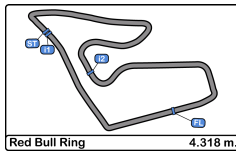


Red Bull Ring
Euroformula Open
Race - 2
Best 5 Top Speeds



Clas	N°	Driver	Nat	Cat	Cls	Team	Nat	Vehicle	Top 1		Top 2		Top 3		Top 4		Top 5		Avg
									Km/h	Lap	Km/h	Lap	Km/h	Lap	Km/h	Lap	Km/h	Lap	
1	28	Cameron Das				Team Motopark		Dallara F320 Spiess	216.0	14	214.2	2	214.2	9	214.2	20	213.8	19	214.5
2	52	Jak Crawford		R	1	Team Motopark		Dallara F320 Spiess	213.8	8	212.5	15	212.5	19	212.1	9	212.1	11	212.6
3	8	Rafael Villagomez				Van Amersfoort Racing		Dallara F320 HWA	213.0	2	212.5	7	212.1	10	211.7	14	211.3	5	212.1
4	88	Filip Kaminiaz				CryptoTower Racing Team		Dallara F320 Spiess	213.0	7	210.9	6	210.9	10	209.7	5	209.7	8	210.8
5	27	Louis Foster				CryptoTower Racing Team		Dallara F320 Spiess	212.5	8	212.1	10	211.7	19	211.3	7	210.5	5	211.6
6	10	Reshad de Gerus				Team Motopark		Dallara F320 Spiess	211.3	11	209.7	2	209.7	13	208.8	14	208.8	15	209.7
7	21	Josh Mason				Double R Racing		Dallara F320 HWA	211.3	5	211.3	6	211.3	7	210.9	22	210.9	23	211.1
8	25	Casper Stevenson		R	2	Van Amersfoort Racing		Dallara F320 HWA	211.3	7	210.9	1	210.1	5	210.1	6	209.7	8	210.4
9	71	Brad Benavides				Carlin		Dallara F320 Spiess	210.5	2	210.5	6	210.1	9	209.7	10	208.8	8	209.9
10	74	Cem Bolukbasi				Van Amersfoort Racing		Dallara F320 HWA	210.1	22	209.7	13	209.7	14	209.3	10	209.3	15	209.6
11	15	Enzo Trulli		R	3	Carlin		Dallara F320 Spiess	209.3	2	208.0	1							208.6
12	35	Enzo Scionti		R	4	Drivex School		Dallara F320 HWA	209.3	6	208.8	8	208.8	12	208.4	23	208.0	7	208.7
13	66	Zdenek Chovanec		R	5	Double R Racing		Dallara F320 HWA	209.3	15	209.3	19	208.8	1	208.8	20	208.8	21	209.0
14	18	Nazim Azman				CryptoTower Racing Team		Dallara F320 Spiess	206.8	15	206.5	19	206.5	20	206.5	21	206.1	10	206.5



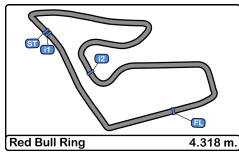


Red Bull Ring
Euroformula Open
Race - 2
Fastest Laps Sequence



Lap	Time of Day	Session Time	N°	Driver	Nat	Cat	Team	Nat	Vehicle	Time	Km/h
2	10:25:40.830	2:54.830	18	Nazim Azman		MYS	CryptoTower Racing Team		Dallara F320 Spiess	1:25.315	182.2
5	10:31:32.410	8:46.410	18	Nazim Azman		MYS	CryptoTower Racing Team		Dallara F320 Spiess	1:24.958	182.9
6	10:32:57.314	10:11.314	18	Nazim Azman		MYS	CryptoTower Racing Team		Dallara F320 Spiess	1:24.904	183.0
6	10:32:58.386	10:12.386	52	Jak Crawford		USA	Team Motopark		Dallara F320 Spiess	1:24.810	183.2
6	10:32:58.866	10:12.866	10	Reshad de Gerus		FRA	Team Motopark		Dallara F320 Spiess	1:24.717	183.4
6	10:32:59.143	10:13.143	28	Cameron Das		USA	Team Motopark		Dallara F320 Spiess	1:24.577	183.7
6	10:32:59.832	10:13.832	25	Casper Stevenson		GBR	Van Amersfoort Racing		Dallara F320 HWA	1:24.515	183.9
7	10:34:21.805	11:35.805	18	Nazim Azman		MYS	CryptoTower Racing Team		Dallara F320 Spiess	1:24.491	183.9
7	10:34:22.131	11:36.131	74	Cem Bolukbasi		TUR	Van Amersfoort Racing		Dallara F320 HWA	1:24.370	184.2
8	10:35:45.946	12:59.946	18	Nazim Azman		MYS	CryptoTower Racing Team		Dallara F320 Spiess	1:24.141	184.7
9	10:37:10.071	14:24.071	18	Nazim Azman		MYS	CryptoTower Racing Team		Dallara F320 Spiess	1:24.125	184.7
9	10:37:11.139	14:25.139	27	Louis Foster		GBR	CryptoTower Racing Team		Dallara F320 Spiess	1:24.061	184.9
9	10:37:12.009	14:26.009	28	Cameron Das		USA	Team Motopark		Dallara F320 Spiess	1:23.907	185.2
10	10:38:36.571	15:50.571	10	Reshad de Gerus		FRA	Team Motopark		Dallara F320 Spiess	1:23.875	185.3
11	10:39:57.902	17:11.902	18	Nazim Azman		MYS	CryptoTower Racing Team		Dallara F320 Spiess	1:23.867	185.3
11	10:39:58.610	17:12.610	74	Cem Bolukbasi		TUR	Van Amersfoort Racing		Dallara F320 HWA	1:23.815	185.4
12	10:41:23.793	18:37.793	52	Jak Crawford		USA	Team Motopark		Dallara F320 Spiess	1:23.425	186.3
16	10:47:00.543	24:14.543	52	Jak Crawford		USA	Team Motopark		Dallara F320 Spiess	1:23.304	186.6



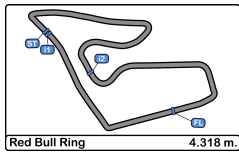


Red Bull Ring
Euroformula Open
Race - 2
Event Best Maximum Speed



N°	Driver	Nat	Cat	Clas	Team	Nat	Vehicle	Km/h	Session
28	Cameron Das				Team Motopark		Dallara F320 Spiess	225.4	Free Practice - 1
71	Brad Benavides				Carlin		Dallara F320 Spiess	224.5	Free Practice - 1
74	Cem Bolukbasi				Van Amersfoort Racing		Dallara F320 HWA	224.5	Free Practice - 1
8	Rafael Villagomez				Van Amersfoort Racing		Dallara F320 HWA	223.6	Free Practice - 1
21	Josh Mason				Double R Racing		Dallara F320 HWA	223.1	Free Practice - 1
66	Zdenek Chovanec		R	1	Double R Racing		Dallara F320 HWA	222.6	Free Practice - 1
52	Jak Crawford		R	2	Team Motopark		Dallara F320 Spiess	221.7	Free Practice - 1
15	Enzo Trulli		R	3	Carlin		Dallara F320 Spiess	221.3	Free Practice - 1
35	Enzo Scionti		R	4	Drivex School		Dallara F320 HWA	221.3	Free Practice - 1
25	Casper Stevenson		R	5	Van Amersfoort Racing		Dallara F320 HWA	220.4	Free Practice - 2
27	Louis Foster				CryptoTower Racing Team		Dallara F320 Spiess	219.9	Free Practice - 1
18	Nazim Azman				CryptoTower Racing Team		Dallara F320 Spiess	219.5	Free Practice - 1
88	Filip Kaminiarz				CryptoTower Racing Team		Dallara F320 Spiess	219.5	Free Practice - 1
10	Reshad de Gerus				Team Motopark		Dallara F320 Spiess	218.6	Free Practice - 1





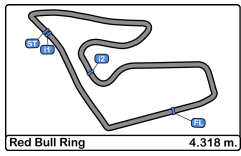
Red Bull Ring
Euroformula Open
Race - 2
Lap Chart



LAP

Nr	Pos	Grid	1	2	3	4	5	6	7	8	9	10	11	12	13	14	15	16	17	18	19	20	21	22	23
18	1	18	18	18	18	18	18	18	18	18	18	18	18	18	18	18	18	18	18	18	18	18	18	18	18
10	2	10	10	74	74	74	74	74	74	74	74	74	74	74	74	74	74	74	74	74	74	74	74	74	74
74	3	74	74	27	27	27	27	27	27	27	27	27	27	27	27	27	27	27	27	27	27	27	27	27	27
28	4	28	27	52	52	52	52	52	52	52	52	52	52	52	52	28	28	28	28	28	28	28	28	28	28
27	5	27	52	10	10	10	10	10	10	10	28	28	28	28	28	10	52	52	52	52	52	52	52	52	52
52	6	52	28	28	28	28	28	28	28	28	10	10	10	10	10	52	10	10	10	10	10	10	10	10	10
8	7	8	25	25	25	25	25	25	25	25	25	25	25	25	25	25	25	25	25	25	25	25	25	25	25
25	8	25	15	71	71	71	71	71	71	71	71	71	71	71	71	71	8	8	8	8	8	8	8	8	8
15	9	15	71	8	8	8	8	8	8	8	8	8	8	8	8	8	8	71	71	71	71	71	71	71	71
71	10	71	8	66	66	66	66	66	66	66	66	66	66	66	66	66	66	66	66	66	66	66	66	66	21
66	11	66	66	35	35	35	35	35	21	21	21	21	88	21	21	21	21	21	21	21	21	21	21	21	66
35	12	35	21	21	21	21	21	21	88	88	88	21	88	88	88	88	88	88	88	88	88	88	88	88	88
88	13	88	88	88	88	88	88	88	35	35	35	35	35	35	35	35	35	35	35	35	35	35	35	35	35
21	14	21	21																						

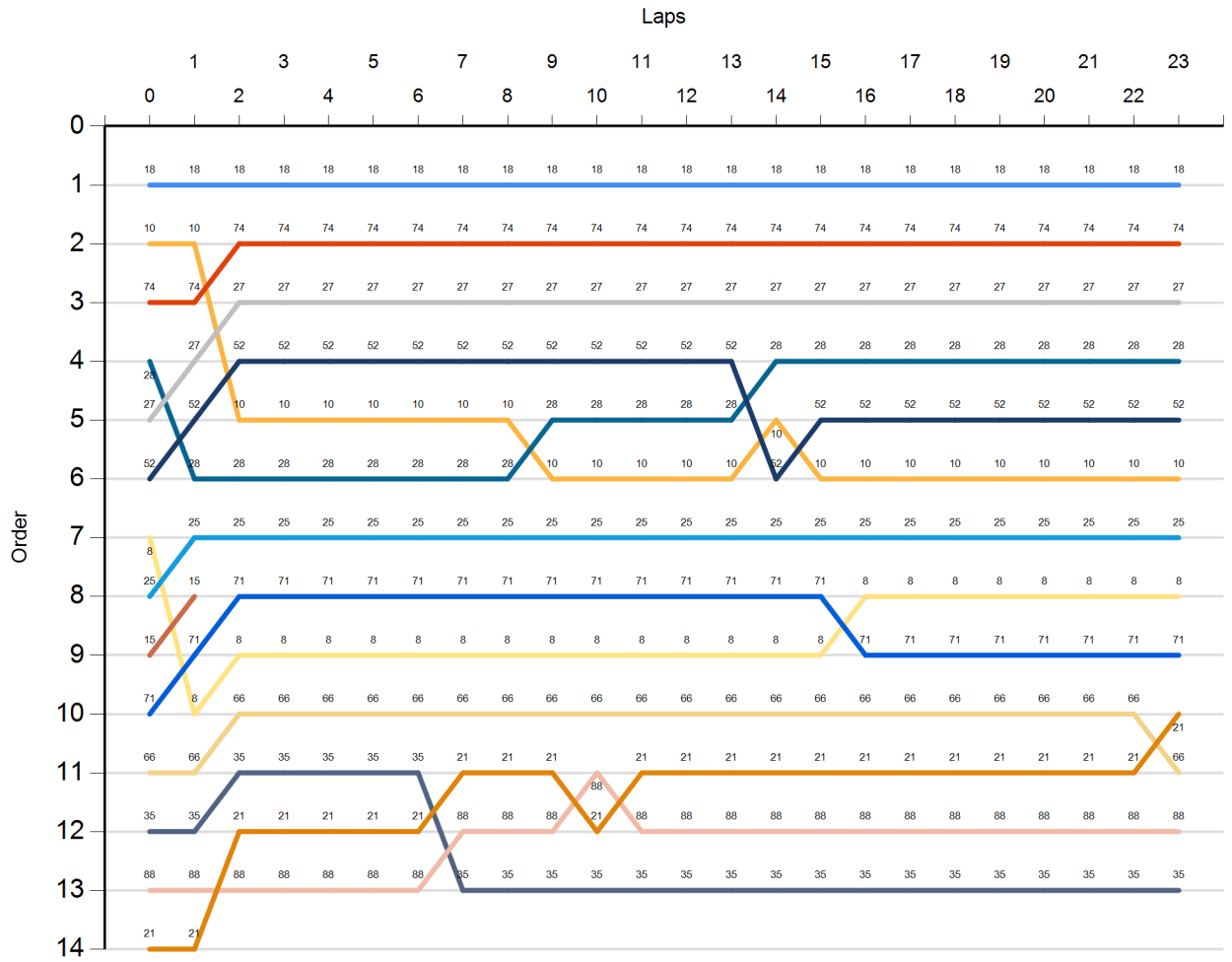


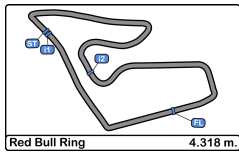


Red Bull Ring
Euroformula Open
Race - 2
Graphic Lap Chart



- 18
- 10
- 74
- 28
- 27
- 52
- 8
- 25
- 15
- 71
- 66
- 35
- 88
- 21





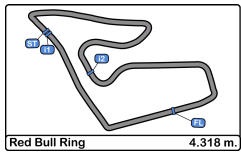
Red Bull Ring
Euroformula Open
Race - 2
Pit Stop Analysis



Red Bull Ring 4.318 m.

Nr.	In Day Time	Driver	Nat	Cat	Team	Nat	Vehicle	In Time	Stop N°	Pit Time	Handicap	Penalty
88	10:24:27.946	Filip Kaminiaz		POL	CryptoTower Racing Team		Dallara F320 Spiess	1:41.926	1	1:02.983		
21	10:24:33.018	Josh Mason		GBR	Double R Racing		Dallara F320 HWA	1:46.998	1	48.369		

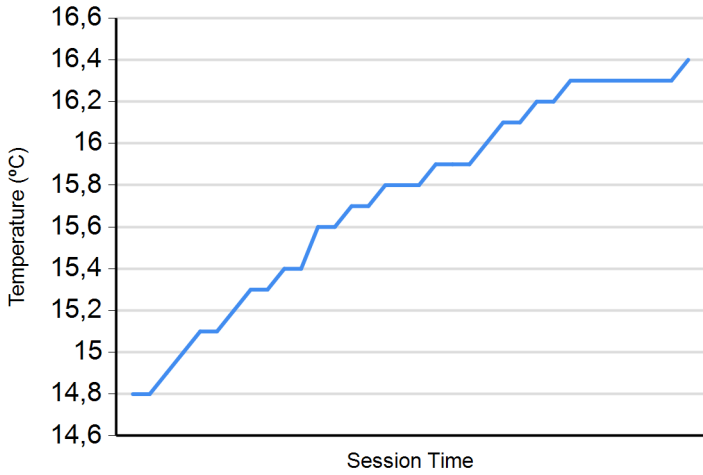




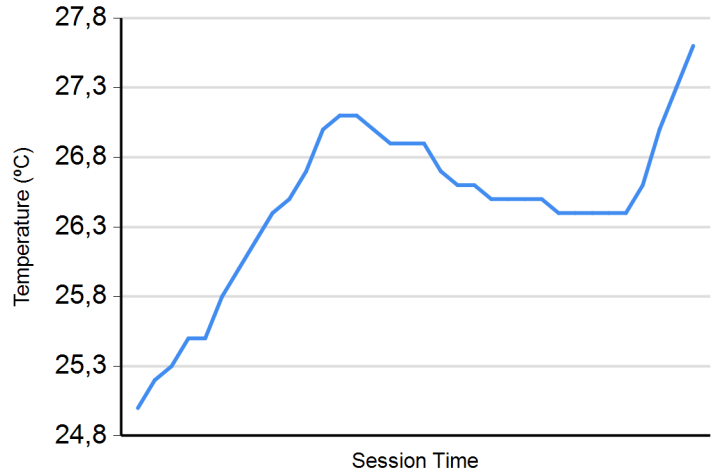
Red Bull Ring
Euroformula Open
Race - 2
Weather Report



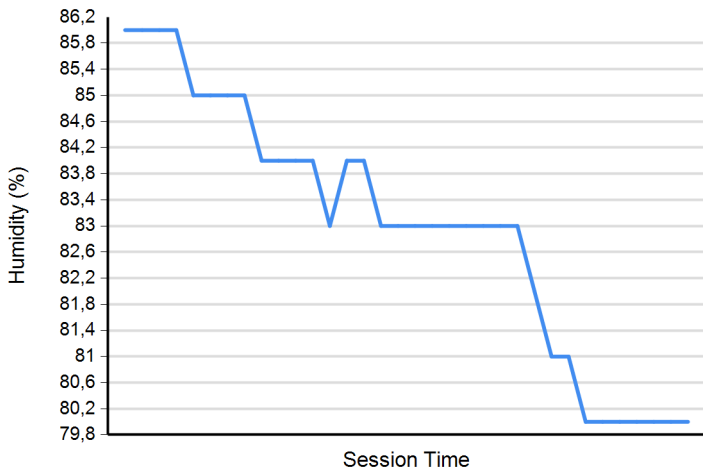
Air Temperature



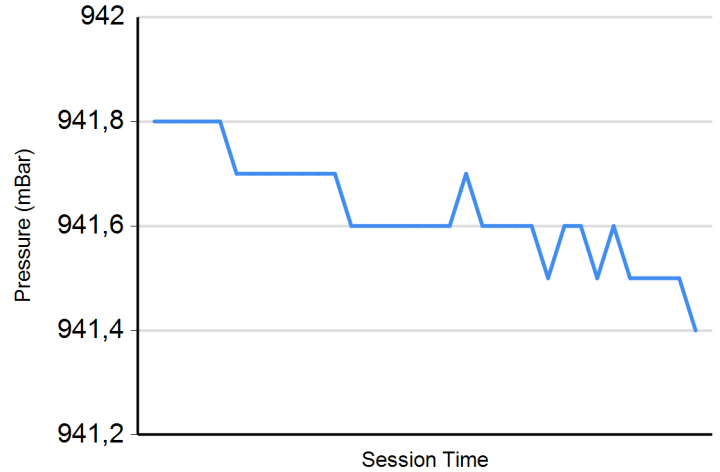
Track Temperature



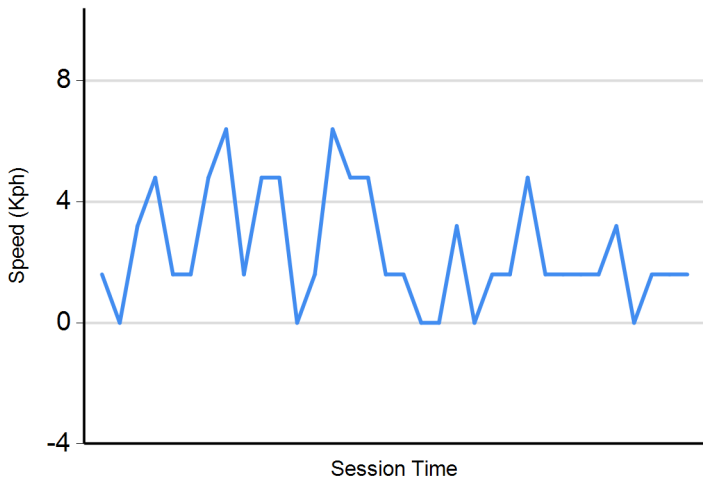
Humidity



Pressure



Wind Speed



Wind direction

North = 0°/360° Est = 90° South = 180° West = 270°

