

Red Bull Ring
Euroformula Open
Race - 3
Provisional Results



Clas	Nº	Driver	Nat	Cat	Clas	Team	Nat	Vehicle	Laps	Total Time	Gap	Interval	Km/h	Best	Time	Km/h
1	52	Jak Crawford	USA	R	1	Team Motopark	DEU	Dallara F320 Spiess	21	29:28.531			184.5	7	1:23.687	185.7
2	28	Cameron Das	USA			Team Motopark	DEU	Dallara F320 Spiess	21	29:33.133	4.602	4.602	184.1	7	1:23.783	185.5
3	27	Louis Foster	GBR			CryptoTower Racing Team	JPN	Dallara F320 Spiess	21	29:38.217	9.686	5.084	183.5	9	1:23.937	185.1
4	18	Nazim Azman	MYS			CryptoTower Racing Team	JPN	Dallara F320 Spiess	21	29:44.313	15.782	6.096	182.9	10	1:24.188	184.6
5	25	Casper Stevenson	GBR	R	2	Van Amersfoort Racing	NLD	Dallara F320 HWA	21	29:51.850	23.319	7.537	182.1	14	1:24.543	183.8
6	74	Cem Bolukbasi	TUR			Van Amersfoort Racing	NLD	Dallara F320 HWA	21	29:52.509	23.978	0.659	182.1	14	1:24.597	183.7
7	21	Josh Mason	GBR			Double R Racing	GBR	Dallara F320 HWA	21	29:55.413	26.882	2.904	181.8	9	1:24.523	183.9
8	71	Brad Benavides	USA			Carlin	GBR	Dallara F320 Spiess	21	29:56.523	27.992	1.110	181.7	17	1:24.622	183.6
9	35	Enzo Scionti	USA	R	3	Drivex School	ESP	Dallara F320 HWA	21	30:05.910	37.379	9.387	180.7	13	1:24.881	183.1
10	15	Enzo Trulli	ITA	R	4	Carlin	GBR	Dallara F320 Spiess	21	30:06.110	37.579	0.200	180.7	17	1:24.370	184.2
11	88	Filip Kaminiarz	POL			CryptoTower Racing Team	JPN	Dallara F320 Spiess	21	30:07.623	39.092	1.513	180.5	14	1:24.860	183.1
12	8 *	Rafael Villagomez	MEX			Van Amersfoort Racing	NLD	Dallara F320 HWA	21	30:10.585	42.054	2.962	180.2	6	1:24.782	183.3
13	10 *	Reshad de Gerus	FRA			Team Motopark	DEU	Dallara F320 Spiess	21	30:45.564	1:17.033	34.979	176.8	6	1:23.822	185.4
Not classified: (Requirements: 75% of number laps of leader = 16 Laps)																
	66	Zdenek Chovanec	CZE	R	5	Double R Racing	GBR	Dallara F320 HWA	10	15:13.736	11 Laps	11 Laps	170.1	9	1:25.227	182.3

Fastest lap Jak Crawford in 1:23.687 at 185.7 Km/h in lap 7

*** PENALTIES**

CAR #8 - 2 SECONDS TIME PENALTY ADDED TO RACE TIME - ABUSING TRACK LIMITS

CAR #10 - 2 SECONDS TIME PENALTY ADDED TO RACE TIME - ABUSING TRACK LIMITS

Published at:.....

Track Temp: 32.3 °C Air Temp: 23.2 °C Humidity: 49 % Track Status: DRY

Stewards:

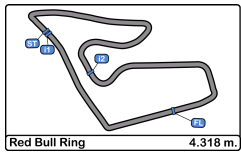
Race Director:

Timekeeper:

Luis Angel García Nuñez

JOB/I-0020-ESP





Red Bull Ring
Euroformula Open
Race - 3



Provisional Results by Category

Clas	Nº	Driver	Nat	Cat	Clas	Team	Nat	Vehicle	Laps	Total Time	Gap	Interval	Km/h	Best	Time	Km/h
1	28	Cameron Das	USA			Team Motopark	DEU	Dallara F320 Spiess	21	29:33.133			184.1	7	1:23.783	185.5
2	27	Louis Foster	GBR			CryptoTower Racing Team	JPN	Dallara F320 Spiess	21	29:38.217	5.084	5.084	183.5	9	1:23.937	185.1
3	18	Nazim Azman	MYS			CryptoTower Racing Team	JPN	Dallara F320 Spiess	21	29:44.313	11.180	6.096	182.9	10	1:24.188	184.6
4	74	Cem Bolukbasi	TUR			Van Amersfoort Racing	NLD	Dallara F320 HWA	21	29:52.509	19.376	8.196	182.1	14	1:24.597	183.7
5	21	Josh Mason	GBR			Double R Racing	GBR	Dallara F320 HWA	21	29:55.413	22.280	2.904	181.8	9	1:24.523	183.9
6	71	Brad Benavides	USA			Carlin	GBR	Dallara F320 Spiess	21	29:56.523	23.390	1.110	181.7	17	1:24.622	183.6
7	88	Filip Kaminiarz	POL			CryptoTower Racing Team	JPN	Dallara F320 Spiess	21	30:07.623	34.490	11.100	180.5	14	1:24.860	183.1
8	8 *	Rafael Villagomez	MEX			Van Amersfoort Racing	NLD	Dallara F320 HWA	21	30:10.585	37.452	2.962	180.2	6	1:24.782	183.3
9	10 *	Reshad de Gerus	FRA			Team Motopark	DEU	Dallara F320 Spiess	21	30:45.564	1:12.431	34.979	176.8	6	1:23.822	185.4

Rookie																
1	52	Jak Crawford	USA	R	1	Team Motopark	DEU	Dallara F320 Spiess	21	29:28.531			184.5	7	1:23.687	185.7
2	25	Casper Stevenson	GBR	R	2	Van Amersfoort Racing	NLD	Dallara F320 HWA	21	29:51.850	23.319	23.319	182.1	14	1:24.543	183.8
3	35	Enzo Scionti	USA	R	3	Drivex School	ESP	Dallara F320 HWA	21	30:05.910	37.379	14.060	180.7	13	1:24.881	183.1
4	15	Enzo Trulli	ITA	R	4	Carlin	GBR	Dallara F320 Spiess	21	30:06.110	37.579	0.200	180.7	17	1:24.370	184.2

Not classified: (Requirements: 75% of number laps of leader = 16 Laps)

66	Zdenek Chovanec	CZE	R	5	Double R Racing	GBR	Dallara F320 HWA	10	15:13.736	11 Laps	11 Laps	170.1	9	1:25.227	182.3
----	-----------------	-----	---	---	-----------------	-----	------------------	----	-----------	---------	---------	-------	---	----------	-------

Fastest lap Jak Crawford in 1:23.687 at 185.7 Km/h in lap 7

*** PENALTIES**

CAR #8 - 2 SECONDS TIME PENALTY ADDED TO RACE TIME - ABUSING TRACK LIMITS

CAR #10 - 2 SECONDS TIME PENALTY ADDED TO RACE TIME - ABUSING TRACK LIMITS

Published at:.....

Track Temp: 32.3 °C Air Temp: 23.2 °C Humidity: 49 % Track Status: DRY

Stewards:

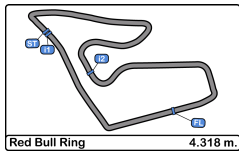
Race Director:

Timekeeper:

Luis Angel García Nuñez

JOB/I-0020-ESP





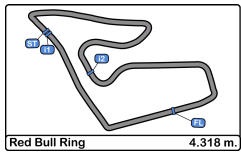
Red Bull Ring
Euroformula Open
Race - 3



Provisional Classification by Driver Fastest Lap

Clas	Nº	Driver	Nat	Cat	Clas	Team	Nat	Vehicle	Laps	Best	Time	Gap	Interval	Km/h	
1	52	Jak Crawford		USA	R	1	Team Motopark		Dallara F320 Spiess	21	7	1:23.687		185.7	
2	28	Cameron Das		USA		Team Motopark		Dallara F320 Spiess	21	7	1:23.783	0.096	0.096	185.5	
3	10	Reshad de Gerus		FFA		Team Motopark		Dallara F320 Spiess	21	6	1:23.822	0.135	0.039	185.4	
4	27	Louis Foster		GBR		CryptoTower Racing Team		Dallara F320 Spiess	21	9	1:23.937	0.250	0.115	185.1	
5	18	Nazim Azman		MYS		CryptoTower Racing Team		Dallara F320 Spiess	21	10	1:24.188	0.501	0.251	184.6	
6	15	Enzo Trulli		ITA	R	2	Carlin		Dallara F320 Spiess	21	17	1:24.370	0.683	0.182	184.2
7	21	Josh Mason		GBR		Double R Racing		Dallara F320 HWA	21	9	1:24.523	0.836	0.153	183.9	
8	25	Casper Stevenson		GBR	R	3	Van Amersfoort Racing		Dallara F320 HWA	21	14	1:24.543	0.856	0.020	183.8
9	74	Cem Bolukbasi		TUR		Van Amersfoort Racing		Dallara F320 HWA	21	14	1:24.597	0.910	0.054	183.7	
10	71	Brad Benavides		USA		Carlin		Dallara F320 Spiess	21	17	1:24.622	0.935	0.025	183.6	
11	8	Rafael Villagomez		MEX		Van Amersfoort Racing		Dallara F320 HWA	21	6	1:24.782	1.095	0.160	183.3	
12	88	Filip Kaminiarz		POL		CryptoTower Racing Team		Dallara F320 Spiess	21	14	1:24.860	1.173	0.078	183.1	
13	35	Enzo Scionti		USA	R	4	Drivex School		Dallara F320 HWA	21	13	1:24.881	1.194	0.021	183.1
14	66	Zdenek Chovanec		CZE	R	5	Double R Racing		Dallara F320 HWA	10	9	1:25.227	1.540	0.346	182.3





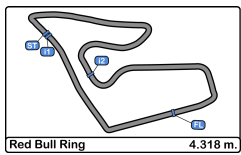
Red Bull Ring
Euroformula Open
Race - 3



Distance and Speed Average

Clas	Nº	Driver	Nat	Cat	Clas	Team	Nat	Vehicle	Laps	Distance	Total Time	Km/h
1	52	Jak Crawford	USA	R	1	Team Motopark	DEU	Dallara F320 Spiess	21	90.67	29:28.531	184.5
2	28	Cameron Das	USA			Team Motopark	DEU	Dallara F320 Spiess	21	90.67	29:33.133	184.1
3	27	Louis Foster	GBR			CryptoTower Racing Team	JPN	Dallara F320 Spiess	21	90.67	29:38.217	183.5
4	18	Nazim Azman	MYS			CryptoTower Racing Team	JPN	Dallara F320 Spiess	21	90.67	29:44.313	182.9
5	25	Casper Stevenson	GBR	R	2	Van Amersfoort Racing	NLD	Dallara F320 HWA	21	90.67	29:51.850	182.1
6	74	Cem Bolukbasi	TUR			Van Amersfoort Racing	NLD	Dallara F320 HWA	21	90.67	29:52.509	182.1
7	21	Josh Mason	GBR			Double R Racing	GBR	Dallara F320 HWA	21	90.67	29:55.413	181.8
8	71	Brad Benavides	USA			Carlin	GBR	Dallara F320 Spiess	21	90.67	29:56.523	181.7
9	35	Enzo Scionti	USA	R	3	Drivex School	ESP	Dallara F320 HWA	21	90.67	30:05.910	180.7
10	15	Enzo Trulli	ITA	R	4	Carlin	GBR	Dallara F320 Spiess	21	90.67	30:06.110	180.7
11	88	Filip Kaminiaz	POL			CryptoTower Racing Team	JPN	Dallara F320 Spiess	21	90.67	30:07.623	180.5
12	8	Rafael Villagomez	MEX			Van Amersfoort Racing	NLD	Dallara F320 HWA	21	90.67	30:10.585	180.2
13	10	Reshad de Gerus	FRA			Team Motopark	DEU	Dallara F320 Spiess	21	90.67	30:45.564	176.8
14	66	Zdenek Chovanec	PRT	R	5	Double R Racing	GBR	Dallara F320 HWA	10	43.18	15:13.736	170.1





Red Bull Ring
Euroformula Open
Race - 3
Lap Analysis



8

Rafael Villagomez

Dallara F320 HWA **15**

Enzo Trulli

Dallara F320 Spiess

Van Amersfoort Racing Rookie

Carlin

Lap	D	Time	Sector 1	Sector 2	Sector 3	T. Spd	Elapsed	Lap	D	Time	Sector 1	Sector 2	Sector 3	T. Spd	Elapsed
1		1:31.490	26.086	39.981	25.423	207.6	1:31.490	1		1:34.436	27.974	40.298	26.164	204.9	1:34.436
2		1:25.469	22.137	38.494	24.838	205.7	2:56.959	2		1:26.418	22.193	39.166	25.059	204.1	3:00.854
3		1:25.553	21.967	38.673	24.913	208.4	4:22.512	3		1:25.454	22.000	38.516	24.938	209.3	4:26.308
4		1:25.077	22.017	38.373	24.687	206.1	5:47.589	4		1:25.246	22.027	38.388	24.831	208.0	5:51.554
5		1:24.797	21.913	38.271	24.613	208.0	7:12.386	5		1:25.081	21.785	38.588	24.708	211.7	7:16.635
6		1:24.782	21.946	38.312	24.524	207.2	8:37.168	6		1:24.429	21.727	38.119	24.583	213.0	8:41.064
7		1:24.827	21.870	38.288	24.669	206.8	10:01.995	7		1:24.455	21.773	38.136	24.546	209.3	10:05.519
8		1:24.817	21.965	38.131	24.721	206.5	11:26.812	8		1:24.598	21.787	38.169	24.642	209.7	11:30.117
9		1:24.800	22.032	38.133	24.635	206.5	12:51.612	9		1:24.582	21.718	38.214	24.650	209.7	12:54.699
10		1:24.936	22.015	38.256	24.665	206.5	14:16.548	10		1:24.569	21.770	38.254	24.545	210.5	14:19.268
11		1:24.838	22.017	38.115	24.706	205.7	15:41.386	11		1:24.583	21.604	38.424	24.555	213.4	15:43.851
12		1:41.028	22.010	53.734	25.284	205.7	17:22.414	12		1:24.530	21.796	38.187	24.547	207.6	17:08.381
13		1:24.854	21.999	38.215	24.640	205.7	18:47.268	13		1:24.554	21.785	38.238	24.531	208.0	18:32.935
14		1:25.586	21.924	38.837	24.825	205.3	20:12.854	14		1:24.538	21.737	38.233	24.568	209.3	19:57.473
15		1:24.903	22.038	38.247	24.618	204.5	21:37.757	15		1:24.688	21.725	38.281	24.682	209.3	21:22.161
16		1:25.230	21.955	38.386	24.889	205.3	23:02.987	16		1:24.585	21.675	38.374	24.536	210.5	22:46.746
17		1:24.875	22.014	38.205	24.656	205.3	24:27.862	17		1:24.370	21.871	38.111	24.388	206.5	24:11.116
18		1:25.152	21.894	38.523	24.735	204.9	25:53.014	18		1:24.449	21.832	38.185	24.432	207.2	25:35.565
19		1:25.148	22.028	38.318	24.802	204.1	27:18.162	19		1:24.634	21.756	38.268	24.610	208.8	27:00.199
20		1:24.998	22.003	38.363	24.632	204.5	28:43.160	20		1:24.802	21.901	38.374	24.527	207.2	28:25.001
21		1:25.425	21.875	38.515	25.035	204.9	30:08.585	21		1:41.109	21.823	47.353	31.933	207.2	30:06.110

10

Reshad de Gerus

Dallara F320 Spiess **18**

Nazim Azman

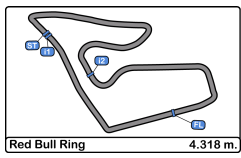
Dallara F320 Spiess

Team Motopark

CryptoTower Racing Team

Lap	D	Time	Sector 1	Sector 2	Sector 3	T. Spd	Elapsed	Lap	D	Time	Sector 1	Sector 2	Sector 3	T. Spd	Elapsed
1		1:33.324	28.088	39.896	25.340	210.1	1:33.324	1		1:30.121	25.827	39.403	24.891	202.6	1:30.121
2		1:40.920 P	22.185	42.725	36.010	206.5	3:14.244	2		1:26.014	22.078	38.970	24.966	203.7	2:56.135
3		2:09.805	1:06.306	38.707	24.792	201.4	5:24.049	3		1:25.115	21.995	38.359	24.761	206.5	4:21.250
4		1:24.270	21.906	37.978	24.386	205.3	6:48.319	4		1:25.210	21.915	38.599	24.696	204.9	5:46.460
5		1:24.494	21.927	38.136	24.431	205.3	8:12.813	5		1:24.650	21.885	38.070	24.695	204.1	7:11.110
6		1:23.822	21.723	37.920	24.179	206.1	9:36.635	6		1:24.593	21.953	38.151	24.489	205.3	8:35.703
7		1:24.272	21.865	37.847	24.560	206.1	11:00.907	7		1:25.494	21.869	38.952	24.673	205.3	10:01.197
8		1:24.108	21.901	37.826	24.381	206.1	12:25.015	8		1:24.376	21.788	38.003	24.585	208.0	11:25.573
9		1:24.497	21.847	38.109	24.541	206.1	13:49.512	9		1:24.325	21.858	37.986	24.481	205.7	12:49.898
10		1:24.793	21.897	38.118	24.778	206.1	15:14.305	10		1:24.188	21.766	37.977	24.445	206.5	14:14.086
11		1:24.573	21.918	38.021	24.634	205.3	16:38.878	11		1:24.652	21.799	38.206	24.647	206.1	15:38.738
12		1:24.639	21.995	38.010	24.634	204.9	18:03.517	12		1:24.571	21.800	38.217	24.554	205.7	17:03.309
13		1:24.516	21.956	37.965	24.595	204.5	19:28.033	13		1:24.561	21.873	38.077	24.611	204.5	18:27.870
14		1:24.136	21.904	37.937	24.295	204.5	20:52.169	14		1:24.481	21.882	38.077	24.522	204.1	19:52.351
15		1:24.635	21.946	38.180	24.509	204.1	22:16.804	15		1:24.268	21.846	37.930	24.492	204.1	21:16.619
16		1:24.125	21.991	37.783	24.351	203.3	23:40.929	16		1:24.423	21.931	37.982	24.510	204.1	22:41.042
17		1:23.955	21.891	37.770	24.294	203.7	25:04.884	17		1:24.505	21.880	38.118	24.507	204.1	24:05.547
18		1:25.321	21.954	38.623	24.744	203.0	26:30.205	18		1:24.418	21.882	38.021	24.515	204.1	25:29.965
19		1:24.391	22.046	37.834	24.511	203.0	27:54.596	19		1:24.881	22.104	38.118	24.659	203.7	26:54.846
20		1:24.493	22.084	37.887	24.522	203.0	29:19.089	20		1:24.875	21.920	38.243	24.712	203.7	28:19.721
21		1:24.475	21.935	37.831	24.709	203.3	30:43.564	21		1:24.592	21.930	38.039	24.623	203.7	29:44.313





Red Bull Ring
Euroformula Open
Race - 3
Lap Analysis



21

Josh Mason

Dallara F320 HWA 27

Louis Foster

Dallara F320 Spiess

Double R Racing

CryptoTower Racing Team

Lap	D	Time	Sector 1	Sector 2	Sector 3	T. Spd	Elapsed	Lap	D	Time	Sector 1	Sector 2	Sector 3	T. Spd	Elapsed
1		1:32.759	27.562	39.561	25.636	204.1	1:32.759	1		1:30.879	25.981	39.763	25.135	207.6	1:30.879
2		1:27.102	22.156	39.878	25.068	202.6	2:59.861	2		1:25.497	21.844	38.708	24.945	207.2	2:56.376
3		1:25.362	22.060	38.540	24.762	208.0	4:25.223	3		1:25.148	22.085	38.508	24.555	209.3	4:21.524
4		1:25.437	21.896	38.608	24.933	209.3	5:50.660	4		1:25.295	21.937	38.636	24.722	208.8	5:46.819
5		1:24.810	21.830	38.259	24.721	208.0	7:15.470	5		1:24.691	21.866	38.290	24.535	209.3	7:11.510
6		1:24.781	21.801	38.247	24.733	208.4	8:40.251	6		1:24.613	21.844	38.305	24.464	210.1	8:36.123
7		1:24.659	21.824	38.265	24.570	208.0	10:04.910	7		1:24.175	21.645	38.208	24.322	210.5	10:00.298
8		1:24.551	21.843	38.177	24.531	208.0	11:29.461	8		1:24.022	21.793	37.863	24.366	206.1	11:24.320
9		1:24.523	21.785	38.324	24.414	208.4	12:53.984	9		1:23.937	21.720	37.823	24.394	206.5	12:48.257
10		1:24.886	22.056	38.259	24.571	208.0	14:18.870	10		1:23.964	21.722	37.829	24.413	206.8	14:12.221
11		1:25.822	21.826	39.231	24.765	209.3	15:44.692	11		1:24.246	21.780	38.010	24.456	206.5	15:36.467
12		1:24.939	21.939	38.409	24.591	208.0	17:09.631	12		1:24.140	21.766	37.948	24.426	206.1	17:00.607
13		1:24.922	21.946	38.228	24.748	206.1	18:34.553	13		1:24.083	21.742	37.891	24.450	204.9	18:24.690
14		1:24.702	21.856	38.250	24.596	206.1	19:59.255	14		1:24.208	21.815	37.985	24.408	204.9	19:48.898
15		1:25.013	22.052	38.313	24.648	204.9	21:24.268	15		1:24.117	21.766	37.895	24.456	204.9	21:13.015
16		1:25.069	22.025	38.406	24.638	205.3	22:49.337	16		1:24.074	21.806	37.880	24.388	204.5	22:37.089
17		1:24.868	22.017	38.285	24.566	205.3	24:14.205	17		1:24.139	21.817	37.919	24.403	204.5	24:01.228
18		1:24.833	21.985	38.303	24.545	204.9	25:39.038	18		1:24.140	21.836	37.969	24.335	204.5	25:25.368
19		1:25.117	22.042	38.297	24.778	204.5	27:04.155	19		1:24.309	21.824	38.016	24.469	203.7	26:49.677
20		1:25.486	22.463	38.346	24.677	204.1	28:29.641	20		1:24.281	21.837	37.971	24.473	203.7	28:13.958
21		1:25.772	22.087	38.690	24.995	204.9	29:55.413	21		1:24.259	21.901	37.900	24.458	203.3	29:38.217

25

Casper Stevenson

Dallara F320 HWA 28

Cameron Das

Dallara F320 Spiess

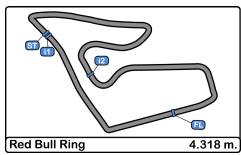
Rookie

Van Amersfoort Racing

Team Motopark

Lap	D	Time	Sector 1	Sector 2	Sector 3	T. Spd	Elapsed	Lap	D	Time	Sector 1	Sector 2	Sector 3	T. Spd	Elapsed
1		1:32.422	26.319	39.968	26.135	206.8	1:32.422	1		1:30.448	25.805	39.771	24.872	203.3	1:30.448
2		1:26.119	22.394	38.961	24.764	203.0	2:58.541	2		1:24.619	21.843	38.270	24.506	210.1	2:55.067
3		1:24.971	21.902	38.370	24.699	206.8	4:23.512	3		1:24.430	21.845	38.066	24.519	207.2	4:19.497
4		1:25.155	21.931	38.424	24.800	208.0	5:48.667	4		1:23.996	21.699	37.916	24.381	206.8	5:43.493
5		1:24.674	21.939	38.124	24.611	207.6	7:13.341	5		1:24.068	21.731	37.965	24.372	207.6	7:07.561
6		1:24.837	22.031	38.167	24.639	208.0	8:38.178	6		1:23.974	21.686	37.893	24.395	208.0	8:31.535
7		1:24.781	21.808	38.272	24.701	207.6	10:02.959	7		1:23.783	21.712	37.782	24.289	208.0	9:55.318
8		1:24.720	21.821	38.137	24.762	209.7	11:27.679	8		1:23.884	21.694	37.881	24.309	208.0	11:19.202
9		1:24.612	21.850	38.175	24.587	209.7	12:52.291	9		1:24.214	21.718	37.994	24.502	208.4	12:43.416
10		1:24.781	21.755	38.417	24.609	210.5	14:17.072	10		1:24.000	21.666	38.003	24.331	208.4	14:07.416
11		1:24.827	21.791	38.443	24.593	210.9	15:41.899	11		1:24.131	21.695	38.033	24.403	208.0	15:31.547
12		1:25.197	21.746	38.963	24.488	210.9	17:07.096	12		1:24.215	21.742	38.091	24.382	208.0	16:55.762
13		1:24.766	22.009	38.102	24.655	206.1	18:31.862	13		1:24.287	21.818	38.004	24.465	207.2	18:20.049
14		1:24.543	21.922	38.062	24.559	205.3	19:56.405	14		1:24.099	21.722	37.925	24.452	206.5	19:44.148
15		1:24.565	21.904	38.119	24.542	205.3	21:20.970	15		1:24.367	21.925	38.056	24.386	206.5	21:08.515
16		1:24.856	21.980	38.336	24.540	204.9	22:45.826	16		1:23.840	21.718	37.828	24.294	206.5	22:32.355
17		1:24.565	21.954	38.079	24.532	204.5	24:10.391	17		1:24.387	21.728	38.182	24.477	206.1	23:56.742
18		1:24.629	22.086	38.067	24.476	204.5	25:35.020	18		1:24.163	21.783	37.950	24.430	206.1	25:20.905
19		1:24.786	21.957	38.228	24.601	204.1	26:59.806	19		1:24.025	21.800	37.941	24.284	205.7	26:44.930
20		1:24.763	22.038	38.232	24.493	204.1	28:24.569	20		1:24.117	21.786	37.928	24.403	205.7	28:09.047
21		1:27.281	21.975	40.309	24.997	203.0	29:51.850	21		1:24.086	21.746	37.928	24.412	205.7	29:33.133





Red Bull Ring
Euroformula Open
Race - 3
Lap Analysis



35

Enzo Scionti

Dallara F320 HWA **66**

Zdenek Chovanec

Dallara F320 HWA

Rookie

Drivex School

Rookie

Double R Racing

Lap	D	Time	Sector 1	Sector 2	Sector 3	T. Spd	Elapsed	Lap	D	Time	Sector 1	Sector 2	Sector 3	T. Spd	Elapsed			
1		1:35.271	29.963	38.985	26.323	204.9	1:35.271	1		1:34.125	27.861	39.939	26.325	207.2	1:34.125			
2		1:27.397	22.087	40.113	25.197	208.8	3:02.668	2		1:27.455	22.482	39.825	25.148	204.5	3:01.580			
3		1:25.632	22.027	38.636	24.969	208.0	4:28.300	3		1:25.675	22.230	38.614	24.831	204.9	4:27.255			
4		1:26.824	21.959	39.813	25.052	208.0	5:55.124	4		1:27.300	22.287	40.229	24.784	203.7	5:54.555			
5		1:25.590	21.933	38.831	24.826	207.6	7:20.714	5		1:25.631	22.165	38.698	24.768	203.7	7:20.186			
6		1:25.674	21.917	39.055	24.702	209.3	8:46.388	6		1:26.739	22.151	39.728	24.860	204.9	8:46.925			
7		1:25.084	22.104	38.449	24.531	205.3	10:11.472	7		1:25.581	22.071	38.740	24.770	207.6	10:12.506			
8		1:25.052	21.965	38.434	24.653	204.9	11:36.524	8		1:25.243	22.027	38.605	24.611	205.3	11:37.749			
9		1:25.402	22.466	38.422	24.514	205.3	13:01.926	9		1:25.227	22.010	38.564	24.653	205.7	13:02.976			
10		1:25.239	22.041	38.418	24.780	205.7	14:27.165	10		2:10.760 P	22.040		2:35.413	206.5	15:13.736			
11		1:25.117	22.060	38.286	24.771	205.3	15:52.282	71							Brad Benavides			
12		1:25.160	22.020	38.434	24.706	204.9	17:17.442								Dallara F320 Spiess			
13		1:24.881	21.977	38.200	24.704	204.1	18:42.323								Carlin			
14		1:25.275	21.977	38.653	24.645	203.7	20:07.598	Lap	D	Time	Sector 1	Sector 2	Sector 3	T. Spd	Elapsed			
15		1:25.314	22.060	38.448	24.806	203.3	21:32.912	1		1:33.146	27.583	39.836	25.727	203.7	1:33.146			
16		1:25.167	22.008	38.523	24.636	203.3	22:58.079	2		1:27.173	22.563	39.380	25.230	210.5	3:00.319			
17		1:25.237	22.108	38.433	24.696	203.0	24:23.316	3		1:25.378	22.053	38.540	24.785	208.8	4:25.697			
18		1:25.092	22.006	38.413	24.673	203.0	25:48.408	4		1:25.425	21.990	38.378	25.057	208.8	5:51.122			
19		1:25.320	22.119	38.528	24.673	202.2	27:13.728	5		1:25.083	21.996	38.262	24.825	208.8	7:16.205			
20		1:25.387	22.102	38.433	24.852	202.6	28:39.115	6		1:25.909	21.998	38.865	25.046	208.4	8:42.114			
21		1:26.795	22.153	39.034	25.608	202.6	30:05.910	7		1:25.318	22.025	38.436	24.857	207.2	10:07.432			
								8		1:25.253	22.122	38.415	24.716	205.7	11:32.685			
								9		1:24.909	21.980	38.307	24.622	206.5	12:57.594			
								10		1:24.864	22.009	38.289	24.566	206.5	14:22.458			
								11		1:24.934	21.978	38.233	24.723	206.1	15:47.392			
								12		1:25.213	21.969	38.363	24.881	205.7	17:12.605			
								13		1:25.132	22.051	38.304	24.777	204.9	18:37.737			
								14		1:24.724	22.016	38.138	24.570	204.5	20:02.461			
								15		1:24.721	21.996	38.141	24.584	204.9	21:27.182			
								16		1:24.801	22.036	38.097	24.668	204.1	22:51.983			
								17		1:24.622	22.041	38.066	24.515	203.7	24:16.605			
								18		1:24.669	21.960	38.214	24.495	204.5	25:41.274			
								19		1:24.711	22.000	38.098	24.613	204.1	27:05.985			
								20		1:25.026	22.149	38.253	24.624	205.3	28:31.011			
								21		1:25.512	21.978	38.538	24.996	205.7	29:56.523			

52

Jak Crawford

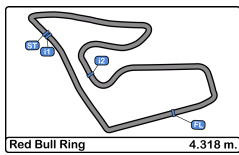
Dallara F320 Spiess

Rookie

Team Motopark

Lap	D	Time	Sector 1	Sector 2	Sector 3	T. Spd	Elapsed
1		1:28.215	24.960	38.630	24.625	202.2	1:28.215
2		1:24.736	22.111	38.247	24.378	204.1	2:52.951
3		1:24.053	21.968	37.835	24.250	204.5	4:17.004
4		1:24.018	21.876	37.867	24.275	203.7	5:41.022
5		1:23.952	21.854	37.901	24.197	204.9	7:04.974
6		1:23.825	21.771	37.868	24.186	205.7	8:28.799
7		1:23.687	21.741	37.804	24.142	205.7	9:52.486
8		1:23.753	21.741	37.820	24.192	206.1	11:16.239
9		1:23.884	21.879	37.846	24.159	205.7	12:40.123
10		1:24.088	21.792	38.018	24.278	206.5	14:04.211
11		1:24.082	21.850	37.920	24.312	206.1	15:28.293
12		1:23.956	21.847	37.847	24.262	205.3	16:52.249
13		1:23.994	21.818	37.847	24.329	204.5	18:16.243
14		1:24.009	21.879	37.816	24.314	204.1	19:40.252
15		1:24.020	21.830	37.885	24.305	204.5	21:04.272
16		1:24.106	21.880	37.929	24.297	203.7	22:28.378
17		1:24.002	21.853	37.862	24.287	204.1	23:52.380
18		1:23.839	21.885	37.745	24.209	203.7	25:16.219
19		1:24.016	21.859	37.835	24.322	203.7	26:40.235
20		1:24.030	21.853	37.766	24.411	203.7	28:04.265
21		1:24.266	21.871	37.848	24.547	203.3	29:28.531





Red Bull Ring
Euroformula Open
Race - 3
Lap Analysis



74

Cem Bolukbasi

Dallara F320 HWA

Van Amersfoort Racing

Lap	D	Time	Sector 1	Sector 2	Sector 3	T. Spd	Elapsed
1		1:32.200	26.380	40.359	25.461	212.5	1:32.200
2		1:27.054	22.614	39.455	24.985	204.5	2:59.254
3		1:25.350	22.040	38.314	24.996	207.2	4:24.604
4		1:25.001	21.940	38.296	24.765	207.2	5:49.605
5		1:24.855	22.024	38.116	24.715	206.8	7:14.460
6		1:24.798	21.858	38.213	24.727	208.0	8:39.258
7		1:24.621	21.821	38.166	24.634	207.2	10:03.879
8		1:24.701	21.985	38.149	24.567	207.2	11:28.580
9		1:24.647	21.875	38.086	24.686	207.6	12:53.227
10		1:24.711	21.913	38.108	24.690	207.6	14:17.938
11		1:24.686	21.803	38.212	24.671	208.0	15:42.624
12		1:25.139	21.832	38.625	24.682	207.6	17:07.763
13		1:24.694	21.807	38.229	24.658	207.6	18:32.457
14		1:24.597	21.810	38.225	24.562	208.0	19:57.054
15		1:24.720	21.850	38.274	24.596	207.2	21:21.774
16		1:25.744	21.972	39.062	24.710	206.5	22:47.518
17		1:24.637	21.939	38.186	24.512	206.8	24:12.155
18		1:24.690	21.877	38.246	24.567	206.1	25:36.845
19		1:24.764	21.969	38.191	24.604	204.5	27:01.609
20		1:24.799	21.915	38.278	24.606	203.7	28:26.408
21		1:26.101	21.923	38.653	25.525	204.9	29:52.509

88

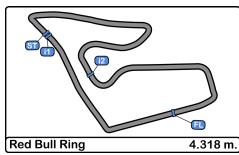
Filip Kaminiaz

Dallara F320 Spiess

CryptoTower Racing Team

Lap	D	Time	Sector 1	Sector 2	Sector 3	T. Spd	Elapsed
1		1:34.810	27.883	40.437	26.490	205.3	1:34.810
2		1:27.216	22.137	40.046	25.033	209.7	3:02.026
3		1:25.777	22.138	38.814	24.825	208.8	4:27.803
4		1:27.934	21.883	40.618	25.433	211.3	5:55.737
5		1:25.647	21.928	38.734	24.985	208.4	7:21.384
6		1:26.190	21.937	39.078	25.175	209.7	8:47.574
7		1:25.449	21.764	38.819	24.866	210.5	10:13.023
8		1:25.365	21.876	38.807	24.682	210.1	11:38.388
9		1:25.231	21.837	38.564	24.830	210.1	13:03.619
10		1:26.007	21.764	38.856	25.387	210.5	14:29.626
11		1:25.452	21.931	38.559	24.962	206.1	15:55.078
12		1:25.420	21.992	38.456	24.972	205.7	17:20.498
13		1:25.089	21.871	38.229	24.989	205.7	18:45.587
14		1:24.860	21.928	38.274	24.658	205.3	20:10.447
15		1:26.206	22.013	39.148	25.045	204.5	21:36.653
16		1:24.976	21.994	38.265	24.717	204.9	23:01.629
17		1:24.881	21.984	38.254	24.643	204.5	24:26.510
18		1:24.903	21.860	38.284	24.759	204.9	25:51.413
19		1:24.908	21.920	38.365	24.623	204.5	27:16.321
20		1:25.288	21.969	38.368	24.951	204.5	28:41.609
21		1:26.014	22.067	38.606	25.341	204.9	30:07.623





Red Bull Ring
Euroformula Open
Race - 3



Analysis by Lap

Num	Lap Time	Gap
Lap 1		
52	1:28.215	
18	1:30.121	01.906
28	1:30.448	02.233
27	1:30.879	02.664
8	1:31.490	03.275
74	1:32.200	03.985
25	1:32.422	04.207
21	1:32.759	04.544
71	1:33.146	04.931
10	1:33.324	05.109
66	1:34.125	05.910
15	1:34.436	06.221
88	1:34.810	06.595
35	1:35.271	07.056
Num Lap Time Gap		
Lap 2		
52	1:24.736	
28	1:24.619	02.116
18	1:26.014	03.184
27	1:25.497	03.425
8	1:25.469	04.008
25	1:26.119	05.590
74	1:27.054	06.303
21	1:27.102	06.910
71	1:27.173	07.368
15	1:26.418	07.903
66	1:27.455	08.629
88	1:27.216	09.075
35	1:27.397	09.717
10	1:40.920	21.293
Num Lap Time Gap		
Lap 3		
52	1:24.053	
28	1:24.430	02.493
18	1:25.115	04.246
27	1:25.148	04.520
8	1:25.553	05.508
25	1:24.971	06.508
74	1:25.350	07.600
21	1:25.362	08.219
71	1:25.378	08.693
15	1:25.454	09.304
66	1:25.675	10.251
88	1:25.777	10.799
35	1:25.632	11.296
10	2:09.805	1:07.045
Num Lap Time Gap		
Lap 4		
52	1:24.018	
28	1:23.996	02.471
18	1:25.210	05.438
27	1:25.295	05.797
8	1:25.077	06.567
25	1:25.155	07.645
74	1:25.001	08.583

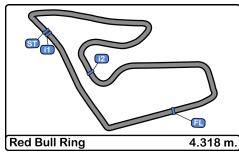
Num	Lap Time	Gap
21	1:25.437	09.638
71	1:25.425	10.100
15	1:25.246	10.532
66	1:27.300	13.533
35	1:26.824	14.102
88	1:27.934	14.715
10	1:24.270	1:07.297
Num Lap Time Gap		
Lap 5		
52	1:23.952	
28	1:24.068	02.587
18	1:24.650	06.136
27	1:24.691	06.536
8	1:24.797	07.412
25	1:24.674	08.367
74	1:24.855	09.486
21	1:24.810	10.496
71	1:25.083	11.231
15	1:25.081	11.661
66	1:25.631	15.212
35	1:25.590	15.740
88	1:25.647	16.410
10	1:24.494	1:07.839
Num Lap Time Gap		
Lap 6		
52	1:23.825	
28	1:23.974	02.736
18	1:24.593	06.904
27	1:24.613	07.324
8	1:24.782	08.369
25	1:24.837	09.379
74	1:24.798	10.459
21	1:24.781	11.452
15	1:24.429	12.265
71	1:25.909	13.315
35	1:25.674	17.589
66	1:26.739	18.126
88	1:26.190	18.775
10	1:23.822	1:07.836
Num Lap Time Gap		
Lap 7		
52	1:23.687	
28	1:23.783	02.832
27	1:24.175	07.812
18	1:25.494	08.711
8	1:24.827	09.509
25	1:24.781	10.473
74	1:24.621	11.393
21	1:24.659	12.424
15	1:24.455	13.033
71	1:25.318	14.946
35	1:25.084	18.986
66	1:25.581	20.020
88	1:25.449	20.537
10	1:24.272	1:08.421

Num	Lap Time	Gap
Lap 8		
52	1:23.753	
28	1:23.884	02.963
27	1:24.022	08.081
18	1:24.376	09.334
8	1:24.817	10.573
25	1:24.720	11.440
74	1:24.701	12.341
21	1:24.551	13.222
15	1:24.598	13.878
71	1:25.253	16.446
35	1:25.052	20.285
66	1:25.243	21.510
88	1:25.365	22.149
10	1:24.108	1:08.776
Num Lap Time Gap		
Lap 9		
52	1:23.884	
28	1:24.214	03.293
27	1:23.937	08.134
18	1:24.325	09.775
8	1:24.800	11.489
25	1:24.612	12.168
74	1:24.647	13.104
21	1:24.523	13.861
15	1:24.582	14.576
71	1:24.909	17.471
35	1:25.402	21.803
66	1:25.227	22.853
88	1:25.231	23.496
10	1:24.497	1:09.389
Num Lap Time Gap		
Lap 10		
52	1:24.088	
28	1:24.000	03.205
27	1:23.964	08.010
18	1:24.188	09.875
8	1:24.936	12.337
25	1:24.781	12.861
74	1:24.711	13.727
21	1:24.886	14.659
15	1:24.569	15.057
71	1:24.864	18.247
35	1:25.239	22.954
88	1:26.007	25.415
66	2:10.760	1:09.525
10	1:24.793	1:10.094
Num Lap Time Gap		
Lap 11		
52	1:24.082	
28	1:24.131	03.254
27	1:24.246	08.174
18	1:24.652	10.445
8	1:24.838	13.093
25	1:24.827	13.606
74	1:24.686	14.331

Num	Lap Time	Gap
15	1:24.583	15.558
21	1:25.822	16.399
71	1:24.934	19.099
35	1:25.117	23.989
88	1:25.452	26.785
10	1:24.573	1:10.585
Num Lap Time Gap		
Lap 12		
52	1:23.956	
28	1:24.215	03.513
27	1:24.140	08.358
18	1:24.571	11.060
25	1:25.197	14.847
74	1:25.139	15.514
15	1:24.530	16.132
21	1:24.939	17.382
71	1:25.213	20.356
35	1:25.160	25.193
88	1:25.420	28.249
8	1:41.028	30.165
10	1:24.639	1:11.268
Num Lap Time Gap		
Lap 13		
52	1:23.994	
28	1:24.287	03.806
27	1:24.083	08.447
18	1:24.561	11.627
25	1:24.766	15.619
74	1:24.694	16.214
15	1:24.554	16.692
21	1:24.922	18.310
71	1:25.132	21.494
35	1:24.881	26.080
88	1:25.089	29.344
8	1:24.854	31.025
10	1:24.516	1:11.790
Num Lap Time Gap		
Lap 14		
52	1:24.009	
28	1:24.099	03.896
27	1:24.208	08.646
18	1:24.481	12.099
25	1:24.543	16.153
74	1:24.597	16.802
15	1:24.538	17.221
21	1:24.702	19.003
71	1:24.724	22.209
35	1:25.275	27.346
88	1:24.860	30.195
8	1:25.586	32.602
10	1:24.136	1:11.917
Num Lap Time Gap		
Lap 15		
52	1:24.020	
28	1:24.367	04.243
27	1:24.117	08.743

Num	Lap Time	Gap
18	1:24.268	12.347
25	1:24.565	16.698
74	1:24.720	17.502
15	1:24.688	17.889
21	1:25.013	19.996
71	1:24.721	22.910
35	1:25.314	28.640
88	1:26.206	32.381
8	1:24.903	33.485
10	1:24.635	1:12.532
Num Lap Time Gap		
Lap 16		
52	1:24.106	
28	1:23.840	03.977
27	1:24.074	08.711
18	1:24.423	12.664
25	1:24.856	17.448
15	1:24.585	18.368
74	1:25.744	19.140
21	1:25.069	20.959
71	1:24.801	23.605
35	1:25.167	29.701
88	1:24.976	33.251
8	1:25.230	34.609
10	1:24.125	1:12.551
Num Lap Time Gap		
Lap 17		
52	1:24.002	
28	1:24.387	04.362
27	1:24.139	08.848
18	1:24.505	13.167
25	1:24.565	18.011
15	1:24.370	18.736
74	1:24.637	19.775
21	1:24.868	21.825
71	1:24.622	24.225
35	1:25.237	30.936
88	1:24.881	34.130
8	1:24.875	35.482
10	1:23.955	1:12.504
Num Lap Time Gap		
Lap 18		
52	1:23.839	
28	1:24.163	04.686
27	1:24.140	09.149
18	1:24.418	13.746
25	1:24.629	18.801
15	1:24.449	19.346
74	1:24.690	20.626
21	1:24.833	22.819
71	1:24.669	25.055
35	1:25.092	32.189
88	1:24.903	35.194
8	1:25.152	36.795
10	1:25.321	1:13.986





Red Bull Ring
Euroformula Open
Race - 3
Analysis by Lap



Num	Lap Time	Gap
-----	----------	-----

Lap 19

52	1:24.016	
28	1:24.025	04.695
27	1:24.309	09.442
18	1:24.881	14.611
25	1:24.786	19.571
15	1:24.634	19.964
74	1:24.764	21.374
21	1:25.117	23.920
71	1:24.711	25.750
35	1:25.320	33.493
88	1:24.908	36.086
8	1:25.148	37.927
10	1:24.391	1:14.361

Num	Lap Time	Gap
-----	----------	-----

Lap 20

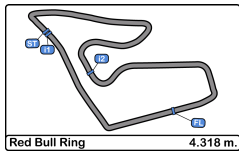
52	1:24.030	
28	1:24.117	04.782
27	1:24.281	09.693
18	1:24.875	15.456
25	1:24.763	20.304
15	1:24.802	20.736
74	1:24.799	22.143
21	1:25.486	25.376
71	1:25.026	26.746
35	1:25.387	34.850
88	1:25.288	37.344
8	1:24.998	38.895
10	1:24.493	1:14.824

Num	Lap Time	Gap
-----	----------	-----

Lap 21

52	1:24.266	
28	1:24.086	04.602
27	1:24.259	09.686
18	1:24.592	15.782
25	1:27.281	23.319
74	1:26.101	23.978
21	1:25.772	26.882
71	1:25.512	27.992
35	1:26.795	37.379
15	1:41.109	37.579
88	1:26.014	39.092
8	1:25.425	40.054
10	1:24.475	1:15.033



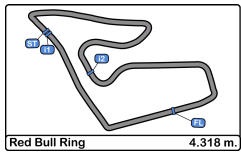


Red Bull Ring
Euroformula Open
Race - 3
Best Sectors Results



Sector - 1			Sector - 2			Sector - 3			Ideal Lap vs Best Lap						
Clas	Nº	Driver	Time	Nº	Driver	Time	Nº	Driver	Time	Clas	Nº	Driver	Ideal Lap	Best Lap	Clas
1	15	Enzo Trulli	21.604	52	Jak Crawford	37.745	52	Jak Crawford	24.142	1	52	Jak Crawford	1:23.628	1:23.687	1
2	27	Louis Foster	21.645	10	Reshad de Gerus	37.770	10	Reshad de Gerus	24.179	2	10	Reshad de Gerus	1:23.672	1:23.822	3
3	28	Cameron Das	21.666	28	Cameron Das	37.782	28	Cameron Das	24.284	3	28	Cameron Das	1:23.732	1:23.783	2
4	10	Reshad de Gerus	21.723	27	Louis Foster	37.823	27	Louis Foster	24.322	4	27	Louis Foster	1:23.790	1:23.937	4
5	52	Jak Crawford	21.741	18	Nazim Azman	37.930	15	Enzo Trulli	24.388	5	15	Enzo Trulli	1:24.103	1:24.370	6
6	25	Casper Stevenson	21.746	25	Casper Stevenson	38.062	21	Josh Mason	24.414	6	18	Nazim Azman	1:24.141	1:24.188	5
7	88	Filip Kaminiarz	21.764	71	Brad Benavides	38.066	18	Nazim Azman	24.445	7	25	Casper Stevenson	1:24.284	1:24.543	8
8	18	Nazim Azman	21.766	74	Cem Bolukbasi	38.086	25	Casper Stevenson	24.476	8	21	Josh Mason	1:24.376	1:24.523	7
9	21	Josh Mason	21.785	15	Enzo Trulli	38.111	71	Brad Benavides	24.495	9	74	Cem Bolukbasi	1:24.401	1:24.597	9
10	74	Cem Bolukbasi	21.803	8	Rafael Villagomez	38.115	74	Cem Bolukbasi	24.512	10	8	Rafael Villagomez	1:24.509	1:24.782	11
11	8	Rafael Villagomez	21.870	21	Josh Mason	38.177	35	Enzo Scionti	24.514	11	71	Brad Benavides	1:24.521	1:24.622	10
12	35	Enzo Scionti	21.917	35	Enzo Scionti	38.200	8	Rafael Villagomez	24.524	12	88	Filip Kaminiarz	1:24.616	1:24.860	12
13	71	Brad Benavides	21.960	88	Filip Kaminiarz	38.229	66	Zdenek Chovanec	24.611	13	35	Enzo Scionti	1:24.631	1:24.881	13
14	66	Zdenek Chovanec	22.010	66	Zdenek Chovanec	38.564	88	Filip Kaminiarz	24.623	14	66	Zdenek Chovanec	1:25.185	1:25.227	14



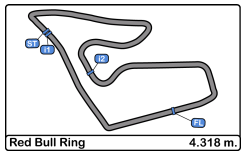


Red Bull Ring
Euroformula Open
Race - 3
Leader Sequence



N°	Driver	Nat	Cat	Clas	Team	Nat	Vehicle	Start Lap	End Lap	Laps	Total Laps
52	Jak Crawford	USA	R		Team Motopark	GER	Dallara F320 Spiess	1	21	21	21



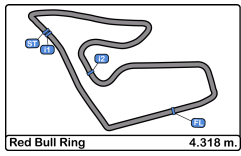


Red Bull Ring
Euroformula Open
Race - 3
Best 5 Lap Times



Cls	N°	Driver	Nat	Cat	Cls	Team	Nat	Vehicle	Best 1		Best 2		Best 3		Best 4		Best 5	
									Time	Lap	Time	Lap	Time	Lap	Time	Lap	Time	Lap
1	52	Jak Crawford	USA	R	1	Team Motopark	GER	Dallara F320 Spiess	1:23.687	7	1:23.753	8	1:23.825	6	1:23.839	18	1:23.884	9
2	28	Cameron Das	USA			Team Motopark	GER	Dallara F320 Spiess	1:23.783	7	1:23.840	16	1:23.884	8	1:23.974	6	1:23.996	4
3	10	Reshad de Gerus	PAK			Team Motopark	GER	Dallara F320 Spiess	1:23.822	6	1:23.955	17	1:24.108	8	1:24.125	16	1:24.136	14
4	27	Louis Foster	GBR			CryptoTower Racing Team	JPN	Dallara F320 Spiess	1:23.937	9	1:23.964	10	1:24.022	8	1:24.074	16	1:24.083	13
5	18	Nazim Azman	MYS			CryptoTower Racing Team	JPN	Dallara F320 Spiess	1:24.188	10	1:24.268	15	1:24.325	9	1:24.376	8	1:24.418	18
6	15	Enzo Trulli	ITA	R	2	Carlin	GBR	Dallara F320 Spiess	1:24.370	17	1:24.429	6	1:24.449	18	1:24.455	7	1:24.530	12
7	21	Josh Mason	GBR			Double R Racing	GBR	Dallara F320 HWA	1:24.523	9	1:24.551	8	1:24.659	7	1:24.702	14	1:24.781	6
8	25	Casper Stevenson	GBR	R	3	Van Amersfoort Racing	NLD	Dallara F320 HWA	1:24.543	14	1:24.565	15	1:24.565	17	1:24.612	9	1:24.629	18
9	74	Cem Bolukbasi	TUR			Van Amersfoort Racing	NLD	Dallara F320 HWA	1:24.597	14	1:24.621	7	1:24.637	17	1:24.647	9	1:24.686	11
10	71	Brad Benavides	USA			Carlin	GBR	Dallara F320 Spiess	1:24.622	17	1:24.669	18	1:24.711	19	1:24.721	15	1:24.724	14
11	8	Rafael Villagomez	MEX			Van Amersfoort Racing	NLD	Dallara F320 HWA	1:24.782	6	1:24.797	5	1:24.800	9	1:24.817	8	1:24.827	7
12	88	Filip Kaminiarz	POL			CryptoTower Racing Team	JPN	Dallara F320 Spiess	1:24.860	14	1:24.881	17	1:24.903	18	1:24.908	19	1:24.976	16
13	35	Enzo Scionti	USA	R	4	Drivex School	ESP	Dallara F320 HWA	1:24.881	13	1:25.052	8	1:25.084	7	1:25.092	18	1:25.117	11
14	66	Zdenek Chovanec	CZE	R	5	Double R Racing	GBR	Dallara F320 HWA	1:25.227	9	1:25.243	8	1:25.581	7	1:25.631	5	1:25.675	3





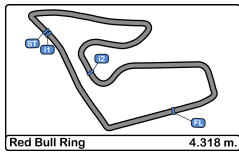
Red Bull Ring
Euroformula Open
Race - 3
Best 5 Top Speeds



Top 1 Top 2 Top 3 Top 4 Top 5

Clas	N°	Driver	Nat	Cat	Cls	Team	Nat	Vehicle	Top 1		Top 2		Top 3		Top 4		Top 5		Avg
									Km/h	Lap	Km/h	Lap	Km/h	Lap	Km/h	Lap	Km/h	Lap	
1	15	Enzo Trulli	ITA	R	1	Carlin	GBR	Dallara F320 Spiess	213.4	11	213.0	6	211.7	5	210.5	10	210.5	16	211.8
2	74	Cem Bolukbasi	TUR			Van Amersfoort Racing	NLD	Dallara F320 HWA	212.5	1	208.0	6	208.0	11	208.0	14	207.6	9	208.9
3	88	Filip Kaminiaz	POL			CryptoTower Racing Team	JPN	Dallara F320 Spiess	211.3	4	210.5	7	210.5	10	210.1	8	210.1	9	210.5
4	25	Casper Stevenson	GBR	R	2	Van Amersfoort Racing	NLD	Dallara F320 HWA	210.9	11	210.9	12	210.5	10	209.7	8	209.7	9	210.3
5	27	Louis Foster	GBR			CryptoTower Racing Team	JPN	Dallara F320 Spiess	210.5	7	210.1	6	209.3	3	209.3	5	208.8	4	209.6
6	71	Brad Benavides	USA			Carlin	GBR	Dallara F320 Spiess	210.5	2	208.8	3	208.8	4	208.8	5	208.4	6	209.1
7	10	Reshad de Gerus	FRA			Team Motopark	DEU	Dallara F320 Spiess	210.1	1	206.5	2	206.1	6	206.1	7	206.1	8	206.9
8	28	Cameron Das	USA			Team Motopark	DEU	Dallara F320 Spiess	210.1	2	208.4	9	208.4	10	208.0	6	208.0	7	208.6
9	21	Josh Mason	GBR			Double R Racing	GBR	Dallara F320 HWA	209.3	4	209.3	11	208.4	6	208.4	9	208.0	3	208.7
10	35	Enzo Scionti	USA	R	3	Drivex School	ESP	Dallara F320 HWA	209.3	6	208.8	2	208.0	3	208.0	4	207.6	5	208.4
11	8	Rafael Villagomez	MEX			Van Amersfoort Racing	NLD	Dallara F320 HWA	208.4	3	208.0	5	207.6	1	207.2	6	206.8	7	207.6
12	18	Nazim Azman	MYA			CryptoTower Racing Team	JPN	Dallara F320 Spiess	208.0	8	206.5	3	206.5	10	206.1	11	205.7	9	206.5
13	66	Zdenek Chovanec	CZE	R	4	Double R Racing	GBR	Dallara F320 HWA	207.6	7	207.2	1	206.5	10	205.7	9	205.3	8	206.5
14	52	Jak Crawford	USA	R	5	Team Motopark	DEU	Dallara F320 Spiess	206.5	10	206.1	8	206.1	11	205.7	6	205.7	7	206.0



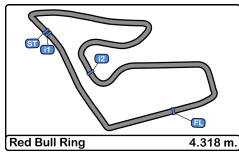


Red Bull Ring
Euroformula Open
Race - 3
Fastest Laps Sequence



Lap	Time of Day	Session Time	Nº	Driver	Nat	Cat	Team	Nat	Vehicle	Time	Km/h
2	15:20:43.034	2:53.034	52	Jak Crawford	USA	R	Team Motopark	DEU	Dallara F320 Spiess	1:24.736	183.4
2	15:20:45.151	2:55.151	28	Cameron Das	USA		Team Motopark	DEU	Dallara F320 Spiess	1:24.619	183.7
3	15:22:07.088	4:17.088	52	Jak Crawford	USA	R	Team Motopark	DEU	Dallara F320 Spiess	1:24.053	184.9
4	15:23:31.106	5:41.106	52	Jak Crawford	USA	R	Team Motopark	DEU	Dallara F320 Spiess	1:24.018	185.0
4	15:23:33.577	5:43.577	28	Cameron Das	USA		Team Motopark	DEU	Dallara F320 Spiess	1:23.996	185.0
5	15:24:55.058	7:05.058	52	Jak Crawford	USA	R	Team Motopark	DEU	Dallara F320 Spiess	1:23.952	185.1
6	15:26:18.883	8:28.883	52	Jak Crawford	USA	R	Team Motopark	DEU	Dallara F320 Spiess	1:23.825	185.4
6	15:27:26.719	9:36.719	10	Reshad de Gerus	FRA		Team Motopark	DEU	Dallara F320 Spiess	1:23.822	185.4
7	15:27:42.569	9:52.569	52	Jak Crawford	USA	R	Team Motopark	DEU	Dallara F320 Spiess	1:23.687	185.7



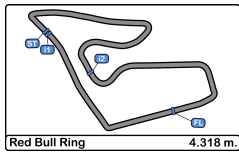


Red Bull Ring
Euroformula Open
Race - 3
Event Best Maximum Speed



N°	Driver	Nat	Cat	Clas	Team	Nat	Vehicle	Km/h	Session
28	Cameron Das				Team Motopark		Dallara F320 Spiess	225.4	Free Practice - 1
71	Brad Benavides				Carlin		Dallara F320 Spiess	224.5	Free Practice - 1
74	Cem Bolukbasi				Van Amersfoort Racing		Dallara F320 HWA	224.5	Free Practice - 1
8	Rafael Villagomez				Van Amersfoort Racing		Dallara F320 HWA	223.6	Free Practice - 1
21	Josh Mason				Double R Racing		Dallara F320 HWA	223.1	Free Practice - 1
66	Zdenek Chovanec		R	1	Double R Racing		Dallara F320 HWA	222.6	Free Practice - 1
52	Jak Crawford		R	2	Team Motopark		Dallara F320 Spiess	221.7	Free Practice - 1
15	Enzo Trulli		R	3	Carlin		Dallara F320 Spiess	221.3	Free Practice - 1
35	Enzo Scionti		R	4	Drivex School		Dallara F320 HWA	221.3	Free Practice - 1
25	Casper Stevenson		R	5	Van Amersfoort Racing		Dallara F320 HWA	220.4	Free Practice - 2
27	Louis Foster				CryptoTower Racing Team		Dallara F320 Spiess	219.9	Free Practice - 1
18	Nazim Azman				CryptoTower Racing Team		Dallara F320 Spiess	219.5	Free Practice - 1
88	Filip Kaminiarz				CryptoTower Racing Team		Dallara F320 Spiess	219.5	Free Practice - 1
10	Reshad de Gerus				Team Motopark		Dallara F320 Spiess	218.6	Free Practice - 1





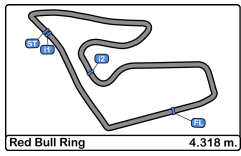
Red Bull Ring
Euroformula Open
Race - 3
Lap Chart



LAP

Nr	Pos	Grid	1	2	3	4	5	6	7	8	9	10	11	12	13	14	15	16	17	18	19	20	21
52	1	52	52	52	52	52	52	52	52	52	52	52	52	52	52	52	52	52	52	52	52	52	52
10	2	10	18	28	28	28	28	28	28	28	28	28	28	28	28	28	28	28	28	28	28	28	28
28	3	28	28	18	18	18	18	18	27	27	27	27	27	27	27	27	27	27	27	27	27	27	27
18	4	18	27	27	27	27	27	27	18	18	18	18	18	18	18	18	18	18	18	18	18	18	18
27	5	27	8	8	8	8	8	8	8	8	8	8	8	25	25	25	25	25	25	25	25	25	25
8	6	8	74	25	25	25	25	25	25	25	25	25	25	74	74	74	74	15	15	15	15	15	74
74	7	74	25	74	74	74	74	74	74	74	74	74	74	15	15	15	15	74	74	74	74	74	21
25	8	25	21	21	21	21	21	21	21	21	21	21	15	21	21	21	21	21	21	21	21	21	71
21	9	21	71	71	71	71	71	15	15	15	15	15	21	71	71	71	71	71	71	71	71	71	35
71	10	71	10	15	15	15	15	71	71	71	71	71	71	35	35	35	35	35	35	35	35	35	15
35	11	35	66	66	66	66	66	35	35	35	35	35	35	88	88	88	88	88	88	88	88	88	88
66	12	66	15	88	88	35	35	66	66	66	66	88	88	8	8	8	8	8	8	8	8	8	8
88	13	88	88	35	35	88	88	88	88	88	88	66	10	10	10	10	10	10	10	10	10	10	10
15	14	15	35	10	10	10	10	10	10	10	10	10	10	10	10	10	10	10	10	10	10	10	10

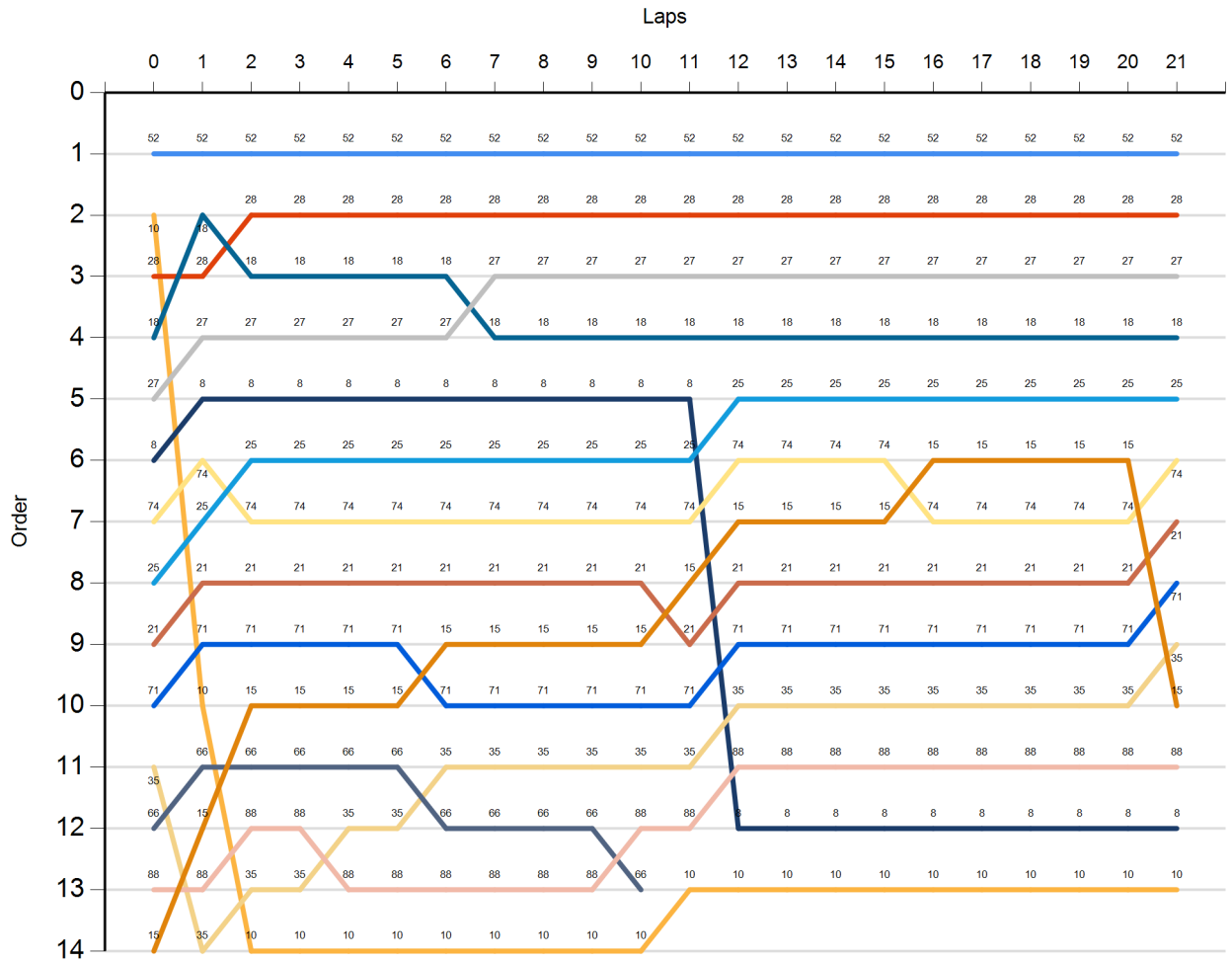


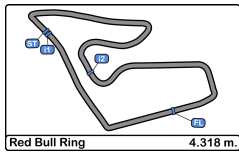


Red Bull Ring
Euroformula Open
Race - 3
Graphic Lap Chart



- 52
- 10
- 28
- 18
- 27
- 8
- 74
- 25
- 21
- 71
- 35
- 66
- 88
- 15



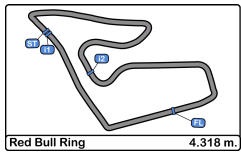


Red Bull Ring
Euroformula Open
Race - 3
Pit Stop Analysis



Nr.	In Day Time	Driver	Nat	Cat	Team	Nat	Vehicle	In Time	Stop N°	Pit Time	Handicap	Penalty
10	15:20:59.541	Reshad de Gerus	 FRA		Team Motopark	 DEU	Dallara F320 Spiess	3:09.457	1	49.552		

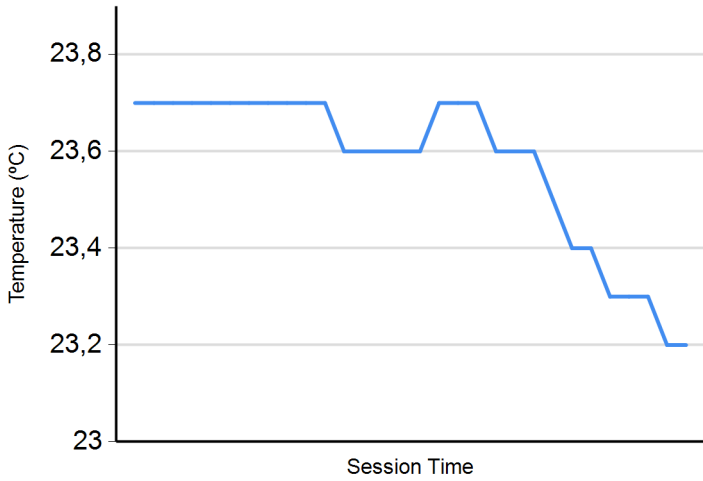




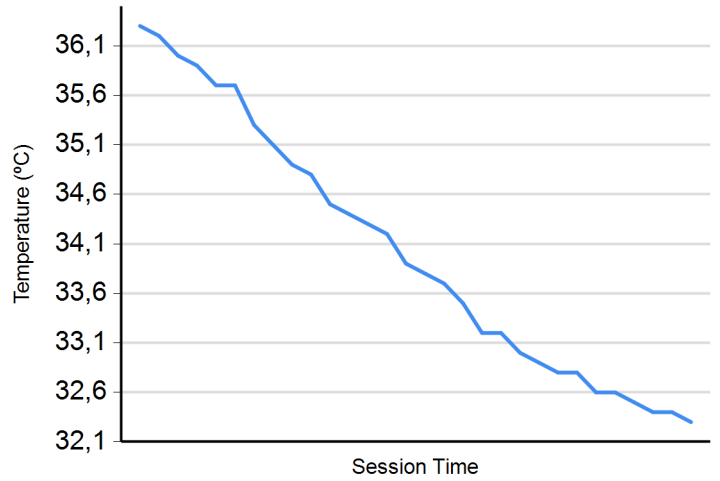
Red Bull Ring
Euroformula Open
Race - 3
Weather Report



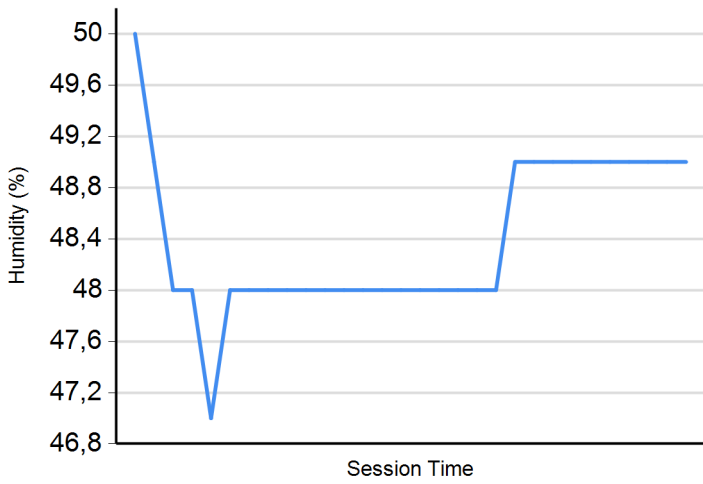
Air Temperature



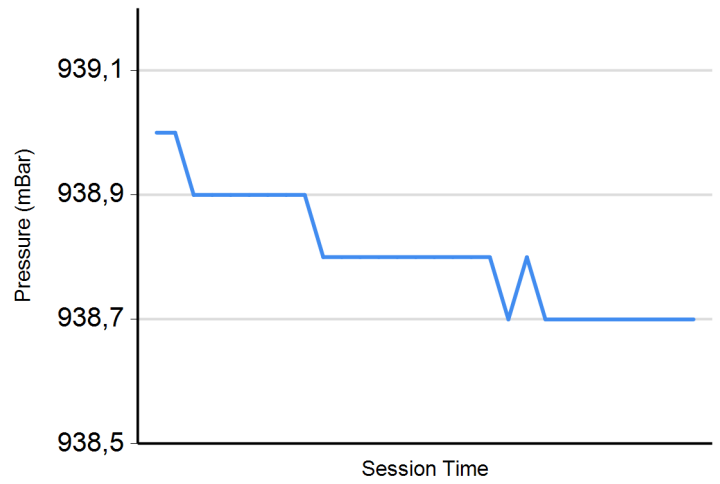
Track Temperature



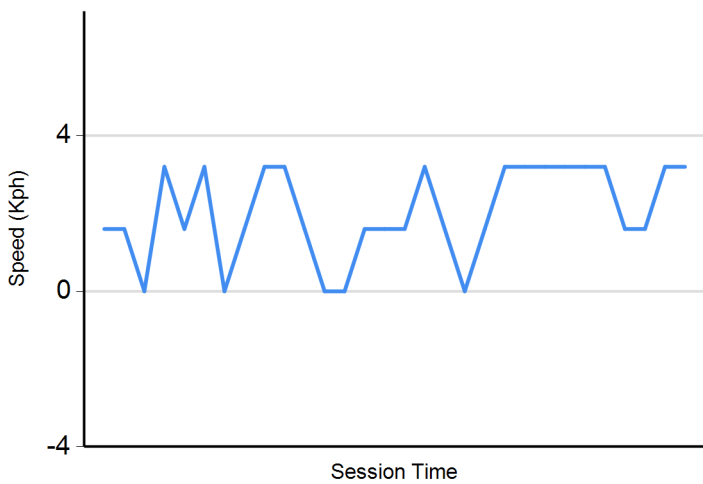
Humidity



Pressure



Wind Speed



Wind direction

North = 0°/360° Est = 90° South = 180° West = 270°

