

**Red Bull Ring**  
**Formula Regional Championship by Alpine**  
**Collective Test 1**  
**Provisional Results**

Clas	Nº	Driver	Nat	Cat	Clas	Team	Nat	Vehicle	Laps	Best	Time	Gap	Interval	Km/h
1	26	Grégoire Saucy				ART GRAND PRIX		Formula Alpine	28	24	1:25.735			181.3
2	30	Michael Belov				G4 RACING		Formula Alpine	23	20	1:25.956	0.221	0.221	180.8
3	8	William Alatalo				ARDEN		Formula Alpine	26	20	1:25.996	0.261	0.040	180.7
4	1	Paul Aron				PREMA POWERTEAM		Formula Alpine	24	23	1:26.029	0.294	0.033	180.6
5	6	Isack Hadjar		R	1	R-ACE GP		Formula Alpine	25	16	1:26.129	0.394	0.100	180.4
6	64	Mari Boya		R	2	VAN AMERSFOORT		Formula Alpine	26	21	1:26.213	0.478	0.084	180.3
7	12	David Vidales				PREMA POWERTEAM		Formula Alpine	24	21	1:26.285	0.550	0.072	180.1
8	46	Gabriele Mini		R	3	ART GRAND PRIX		Formula Alpine	29	23	1:26.293	0.558	0.008	180.1
9	17	Dino Beganovic		R	4	PREMA POWERTEAM		Formula Alpine	22	18	1:26.367	0.632	0.074	179.9
10	35	Pietro Delli Guanti		R	5	MONOLITE RACING		Formula Alpine	26	24	1:26.369	0.634	0.002	179.9
11	10	Hadrien David				R-ACE GP		Formula Alpine	23	22	1:26.374	0.639	0.005	179.9
12	19	Andrea Rosso		R	6	FA RACING		Formula Alpine	24	19	1:26.421	0.686	0.047	179.8
13	22	Zane Maloney				R-ACE GP		Formula Alpine	26	22	1:26.452	0.717	0.031	179.8
14	5	Patrik Pasma				ART GRAND PRIX		Formula Alpine	28	22	1:26.459	0.724	0.007	179.7
15	96	Oliver Goethe		R	7	MP MOTORSPORT		Formula Alpine	24	21	1:26.500	0.765	0.041	179.7
16	58	Elias Seppanen		R	8	KIC MOTORSPORT		Formula Alpine	30	23	1:26.553	0.818	0.053	179.5
17	51	Francesco Pizzi		R	9	VAN AMERSFOORT		Formula Alpine	26	19	1:26.626	0.891	0.073	179.4
18	11	Gianluca Petecof				KIC MOTORSPORT		Formula Alpine	27	22	1:26.629	0.894	0.003	179.4
19	21	Alex Quinn				ARDEN		Formula Alpine	19	10	1:26.635	0.900	0.006	179.4
20	43	Franco Colapinto				MP MOTORSPORT		Formula Alpine	23	6	1:26.653	0.918	0.018	179.3
21	27	Kas Haverkort		R	10	MP MOTORSPORT		Formula Alpine	23	20	1:26.732	0.997	0.079	179.2
22	33	Ido Cohen				JD MOTORSPORT		Formula Alpine	23	18	1:26.755	1.020	0.023	179.1
23	14	Nicola Marinangeli				ARDEN		Formula Alpine	24	17	1:26.768	1.033	0.013	179.1
24	85	Gabriel Bortoleto		R	11	FA RACING		Formula Alpine	25	18	1:26.784	1.049	0.016	179.1
25	99	José Garfias		R	12	MONOLITE RACING		Formula Alpine	24	19	1:26.799	1.064	0.015	179.0
26	7	Axel Gnos		R	13	G4 RACING		Formula Alpine	26	24	1:26.881	1.146	0.082	178.9
27	2	Nico Gohler		R	14	KIC MOTORSPORT		Formula Alpine	26	20	1:27.019	1.284	0.138	178.6
28	62	Lorenzo Fluxa				VAN AMERSFOORT		Formula Alpine	27	26	1:27.023	1.288	0.004	178.6
29	9	Alexandre Bardinon				FA RACING		Formula Alpine	25	20	1:27.032	1.297	0.009	178.6
30	91	Eduardo Barrichello		R	15	JD MOTORSPORT		Formula Alpine	22	16	1:27.372	1.637	0.340	177.9
31	16	Tommy Smith				JD MOTORSPORT		Formula Alpine	26	24	1:27.486	1.751	0.114	177.6
32	15	Léna Buhler		R	16	R-ACE GP		Formula Alpine	24	22	1:27.503	1.768	0.017	177.6
33	41	Emidio Pesce				DR FORMULA		Formula Alpine	22	19	1:27.549	1.814	0.046	177.5

## \* PENALTIES

CAR 91 LAST LAP TIME REMOVED - TRACK LIMITS AT T9

CAR 46 LAST AND NEXT LAP TIMES REMOVED - TRACK LIMITS AT T10

CARS 12/19 LAST AND NEXT LAP TIMES REMOVED - TRACK LIMITS AT T10

CAR 96 LAST AND NEXT LAP TIMES REMOVED - TRACK LIMITS AT T10

CAR 58 LAST LAP TIME REMOVED - TRACK LIMITS AT T9

CAR 12 LAST AND NEXT LAP TIMES REMOVED - TRACK LIMITS AT T10

CAR 58 LAST AND NEXT LAP TIMES REMOVED - TRACK LIMITS AT T10

CAR 46 LAST AND NEXT LAP TIMES REMOVED - TRACK LIMITS AT T10

CARS 11/12 LAST LAP TIME REMOVED - TRACK LIMITS AT T9

CAR 46 LAST LAP TIME REMOVED - TRACK LIMITS AT T9

CAR 64 LAST LAP TIME REMOVED - TRACK LIMITS AT T9


Published at:.....

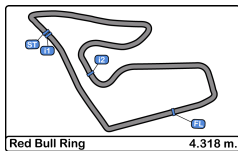
Track Temp: 35.5 °C Air Temp: 20.1 °C Humidity: 52 % Track Status: DRY

Stewards:

Race Director:

Timekeeper:

  
 Luis Angel Garcia Nuñez  
 JOB/I-0020-ESP



**Red Bull Ring**  
**Formula Regional Championship by Alpine**  
**Collective Test 1**  
**Provisional Results**

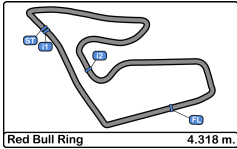
- CAR 64/99 LAST LAP TIME REMOVED - TRACK LIMITS AT T9
- CAR 43 LAST LAP TIME REMOVED - TRACK LIMITS AT T9
- CARS 33/91/51/5 LAST AND CURRENT LAP TIMES REMOVED - TRACK LIMITS AT T10
- CARS 11 LAST AND CURRENT LAP TIMES REMOVED - TRACK LIMITS AT T10
- CARS 19/46 LAST AND CURRENT LAP TIMES REMOVED - TRACK LIMITS AT T10
- CAR 62 LAST LAP TIME REMOVED - TRACK LIMITS AT T9
- CARS 5 LAST AND CURRENT LAP TIMES REMOVED - TRACK LIMITS AT T10
- CARS 85 LAST AND CURRENT LAP TIMES REMOVED - TRACK LIMITS AT T10
- CARS 11 LAST AND CURRENT LAP TIMES REMOVED - TRACK LIMITS AT T10
- CARS 46/35 LAST AND CURRENT LAP TIMES REMOVED - TRACK LIMITS AT T10
- CARS 14 LAST AND CURRENT LAP TIMES REMOVED - TRACK LIMITS AT T10
- CAR 27 LAST LAP TIME REMOVED - TRACK LIMITS AT T9
- CAR 15 LAST LAP TIME REMOVED - TRACK LIMITS AT T9
- CARS 1/33 LAST AND CURRENT LAP TIMES REMOVED - TRACK LIMITS AT T10
- CARS 19/12 LAST AND CURRENT LAP TIMES REMOVED - TRACK LIMITS AT T10
- CARS 16/14 LAST AND CURRENT LAP TIMES REMOVED - TRACK LIMITS AT T10
- CARS 62 LAST AND CURRENT LAP TIMES REMOVED - TRACK LIMITS AT T10
- CARS 96 LAST AND CURRENT LAP TIMES REMOVED - TRACK LIMITS AT T10
- CAR 6 LAST LAP TIME REMOVED - TRACK LIMITS AT T9
- CARS 5 LAST AND CURRENT LAP TIMES REMOVED - TRACK LIMITS AT T10
- CAR 35 LAST LAP TIME REMOVED - TRACK LIMITS AT T9
- CARS 19 LAST AND CURRENT LAP TIMES REMOVED - TRACK LIMITS AT T10
- CARS 27 LAST AND CURRENT LAP TIMES REMOVED - TRACK LIMITS AT T10
- CARS 27 LAST AND CURRENT LAP TIMES REMOVED - TRACK LIMITS AT T10
- CARS 43 LAST AND CURRENT LAP TIMES REMOVED - TRACK LIMITS AT T10
- CARS 91/1 LAST AND CURRENT LAP TIMES REMOVED - TRACK LIMITS AT T10
- CARS 46 LAST AND CURRENT LAP TIMES REMOVED - TRACK LIMITS AT T10
- CAR 35 LAST LAP TIME REMOVED - TRACK LIMITS AT T9
- CARS 27/62/16 LAST AND CURRENT LAP TIMES REMOVED - TRACK LIMITS AT T10
- CAR 5 LAST AND CURRENT LAP TIMES REMOVED - TRACK LIMITS AT T10
- CAR 12 LAST LAP TIME REMOVED - TRACK LIMITS AT T9
- CAR 14 LAST AND CURRENT LAP TIMES REMOVED - TRACK LIMITS AT T10
- CAR 27/16 /99 LAST LAP TIME REMOVED - TRACK LIMITS AT T9
- CAR 43 LAST AND CURRENT LAP TIMES REMOVED - TRACK LIMITS AT T10
- CAR 19 LAST AND CURRENT LAP TIMES REMOVED - TRACK LIMITS AT T10
- CAR 64 LAST LAP TIME REMOVED - TRACK LIMITS AT T9
- CAR 41 LAST AND CURRENT LAP TIMES REMOVED - TRACK LIMITS AT T10
- CAR 6 LAST LAP TIME REMOVED - TRACK LIMITS AT T9
- CAR 7 LAST AND CURRENT LAP TIMES REMOVED - TRACK LIMITS AT T10
- CAR 26 LAST LAP TIME REMOVED - TRACK LIMITS AT T9
- CAR 10 LAST LAP TIME REMOVED - TRACK LIMITS AT T9
- CAR 16 LAST LAP TIME REMOVED - TRACK LIMITS AT T9
- CARS 43/8/27/46 LAST AND NEXT LAP TIMES REMOVED - TRACK LIMITS AT T10
- CARS 64 LAST AND NEXT LAP TIMES REMOVED - TRACK LIMITS AT T10
- CAR 26 LAST LAP TIME REMOVED - TRACK LIMITS AT T9
- CAR 19 LAST LAP TIME REMOVED - TRACK LIMITS AT T9
- CARS 16 LAST AND NEXT LAP TIMES REMOVED - TRACK LIMITS AT T10
- CAR 62 LAST LAP TIME REMOVED - TRACK LIMITS AT T9
- CARS 64 LAST AND NEXT LAP TIMES REMOVED - TRACK LIMITS AT T10
- CARS 43 LAST AND NEXT LAP TIMES REMOVED - TRACK LIMITS AT T10

Published at:.....

Track Temp: **35.5 °C** Air Temp: **20.1 °C** Humidity: **52 %** Track Status: **DRY**

<b>Stewards:</b>	<b>Race Director:</b>	<b>Timekeeper:</b>  Luis Angel Garcia Nufez JOB/I-0020-ESP
------------------	-----------------------	---





Red Bull Ring
Formula Regional Championship by Alpine
Collective Test 1
Provisional Results

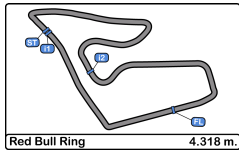
- CAR 41 LAST LAP TIME REMOVED - TRACK LIMITS AT T9
CARS 16 LAST AND NEXT LAP TIMES REMOVED - TRACK LIMITS AT T10
CARS 46/21/7/11 LAST AND NEXT LAP TIMES REMOVED - TRACK LIMITS AT T10
CARS 11/16 LAST AND NEXT LAP TIMES REMOVED - TRACK LIMITS AT T10
CAR 85 LAST LAP TIME REMOVED - TRACK LIMITS AT T9
CARS 1/17/64 LAST AND NEXT LAP TIMES REMOVED - TRACK LIMITS AT T10
CAR 19 LAST AND NEXT LAP TIMES REMOVED - TRACK LIMITS AT T10
CAR 62 LAST LAP TIME REMOVED - TRACK LIMITS AT T9
CAR 1 LAST AND NEXT LAP TIMES REMOVED - TRACK LIMITS AT T10

Published at:.....

Track Temp: 35.5 °C Air Temp: 20.1 °C Humidity: 52 % Track Status: DRY

Table with 3 columns: Stewards, Race Director, Timekeeper. Timekeeper cell contains signature and name Luis Angel Garcia Nuñez, JOB/I-0020-ESP





**Red Bull Ring**  
**Formula Regional Championship by Alpine**  
**Collective Test 1**  
**Provisional Results by Category**

Clas	Nº	Driver	Nat	Cat	Clas	Team	Nat	Vehicle	Laps	Best	Time	Gap	Interval	Km/h	
1	26	Grégoire Saucy		CHE		ART GRAND PRIX		FRA	Formula Alpine	28	24	1:25.735		181.3	
2	30	Michael Belov		RUS		G4 RACING		CHE	Formula Alpine	23	20	1:25.956	0.221	0.221	180.8
3	8	William Alatalo		FIN		ARDEN		GBR	Formula Alpine	26	20	1:25.996	0.261	0.040	180.7
4	1	Paul Aron		EST		PREMA POWERTEAM		ITA	Formula Alpine	24	23	1:26.029	0.294	0.033	180.6
5	12	David Vidales		ESP		PREMA POWERTEAM		ITA	Formula Alpine	24	21	1:26.285	0.550	0.256	180.1
6	10	Hadrien David		FRA		R-ACE GP		FRA	Formula Alpine	23	22	1:26.374	0.639	0.089	179.9
7	22	Zane Maloney		BRA		R-ACE GP		FRA	Formula Alpine	26	22	1:26.452	0.717	0.078	179.8
8	5	Patrik Pasma		FIN		ART GRAND PRIX		FRA	Formula Alpine	28	22	1:26.459	0.724	0.007	179.7
9	11	Gianluca Petecof		BRA		KIC MOTORSPORT		FIN	Formula Alpine	27	22	1:26.629	0.894	0.170	179.4
10	21	Alex Quinn		GBR		ARDEN		GBR	Formula Alpine	19	10	1:26.635	0.900	0.006	179.4
11	43	Franco Colapinto		ARG		MP MOTORSPORT		NLD	Formula Alpine	23	6	1:26.653	0.918	0.018	179.3
12	33	Ido Cohen		ISR		JD MOTORSPORT		ITA	Formula Alpine	23	18	1:26.755	1.020	0.102	179.1
13	14	Nicola Marinangeli		ITA		ARDEN		GBR	Formula Alpine	24	17	1:26.768	1.033	0.013	179.1
14	62	Lorenzo Fluxa		ESP		VAN AMERSFOORT		NLD	Formula Alpine	27	26	1:27.023	1.288	0.255	178.6
15	9	Alexandre Bardinon		FRA		FA RACING		ESP	Formula Alpine	25	20	1:27.032	1.297	0.009	178.6
16	16	Tommy Smith		AUS		JD MOTORSPORT		ITA	Formula Alpine	26	24	1:27.486	1.751	0.454	177.6
17	41	Emidio Pesce		ITA		DR FORMULA		PRT	Formula Alpine	22	19	1:27.549	1.814	0.063	177.5

### Rookie

1	6	Isack Hadjar		FRA	R	1	R-ACE GP		FRA	Formula Alpine	25	16	1:26.129		180.4	
2	64	Mari Boya		ESP	R	2	VAN AMERSFOORT		NLD	Formula Alpine	26	21	1:26.213	0.084	0.084	180.3
3	46	Gabriele Mini		ITA	R	3	ART GRAND PRIX		FRA	Formula Alpine	29	23	1:26.293	0.164	0.080	180.1
4	17	Dino Beganovic		SWE	R	4	PREMA POWERTEAM		ITA	Formula Alpine	22	18	1:26.367	0.238	0.074	179.9
5	35	Pietro Delli Guanti		ITA	R	5	MONOLITE RACING		ITA	Formula Alpine	26	24	1:26.369	0.240	0.002	179.9
6	19	Andrea Rosso		ITA	R	6	FA RACING		ESP	Formula Alpine	24	19	1:26.421	0.292	0.052	179.8
7	96	Oliver Goethe		DNK	R	7	MP MOTORSPORT		NLD	Formula Alpine	24	21	1:26.500	0.371	0.079	179.7
8	58	Elias Seppanen		FIN	R	8	KIC MOTORSPORT		FIN	Formula Alpine	30	23	1:26.553	0.424	0.053	179.5
9	51	Francesco Pizzi		ITA	R	9	VAN AMERSFOORT		NLD	Formula Alpine	26	19	1:26.626	0.497	0.073	179.4
10	27	Kas Haverkort		NLD	R	10	MP MOTORSPORT		NLD	Formula Alpine	23	20	1:26.732	0.603	0.106	179.2
11	85	Gabriel Bortoleto		BRA	R	11	FA RACING		ESP	Formula Alpine	25	18	1:26.784	0.655	0.052	179.1
12	99	José Garfias		MEX	R	12	MONOLITE RACING		ITA	Formula Alpine	24	19	1:26.799	0.670	0.015	179.0
13	7	Axel Gnos		CHE	R	13	G4 RACING		CHE	Formula Alpine	26	24	1:26.881	0.752	0.082	178.9
14	2	Nico Gohler		DEU	R	14	KIC MOTORSPORT		FIN	Formula Alpine	26	20	1:27.019	0.890	0.138	178.6
15	91	Eduardo Barrichello		BRA	R	15	JD MOTORSPORT		ITA	Formula Alpine	22	16	1:27.372	1.243	0.353	177.9
16	15	Léna Buhler		CHE	R	16	R-ACE GP		FRA	Formula Alpine	24	22	1:27.503	1.374	0.131	177.6

### \* PENALTIES

CAR 91 LAST LAP TIME REMOVED - TRACK LIMITS AT T9

CAR 46 LAST AND NEXT LAP TIMES REMOVED - TRACK LIMITS AT T10

CARS 12/19 LAST AND NEXT LAP TIMES REMOVED - TRACK LIMITS AT T10

CAR 96 LAST AND NEXT LAP TIMES REMOVED - TRACK LIMITS AT T10

CAR 58 LAST LAP TIME REMOVED - TRACK LIMITS AT T9

CAR 12 LAST AND NEXT LAP TIMES REMOVED - TRACK LIMITS AT T10

CAR 58 LAST AND NEXT LAP TIMES REMOVED - TRACK LIMITS AT T10

CAR 46 LAST AND NEXT LAP TIMES REMOVED - TRACK LIMITS AT T10

CARS 11/12 LAST LAP TIME REMOVED - TRACK LIMITS AT T9

CAR 46 LAST LAP TIME REMOVED - TRACK LIMITS AT T9


Published at:.....

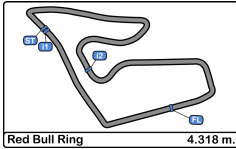
Track Temp: 35.5 °C Air Temp: 20.1 °C Humidity: 52 % Track Status: DRY

Stewards:

Race Director:

Timekeeper:

  
 Luis Angel Garcia Nuñez  
 JOB/I-0020-ESP



**Red Bull Ring**  
**Formula Regional Championship by Alpine**  
**Collective Test 1**  
**Provisional Results by Category**

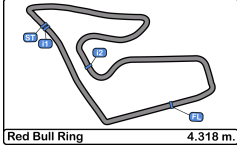
- CAR 64 LAST LAP TIME REMOVED - TRACK LIMITS AT T9
- CAR 64/99 LAST LAP TIME REMOVED - TRACK LIMITS AT T9
- CAR 43 LAST LAP TIME REMOVED - TRACK LIMITS AT T9
- CARS 33/91/51/5 LAST AND CURRENT LAP TIMES REMOVED - TRACK LIMITS AT T10
- CARS 11 LAST AND CURRENT LAP TIMES REMOVED - TRACK LIMITS AT T10
- CARS 19/46 LAST AND CURRENT LAP TIMES REMOVED - TRACK LIMITS AT T10
- CAR 62 LAST LAP TIME REMOVED - TRACK LIMITS AT T9
- CARS 5 LAST AND CURRENT LAP TIMES REMOVED - TRACK LIMITS AT T10
- CARS 85 LAST AND CURRENT LAP TIMES REMOVED - TRACK LIMITS AT T10
- CARS 11 LAST AND CURRENT LAP TIMES REMOVED - TRACK LIMITS AT T10
- CARS 46/35 LAST AND CURRENT LAP TIMES REMOVED - TRACK LIMITS AT T10
- CARS 14 LAST AND CURRENT LAP TIMES REMOVED - TRACK LIMITS AT T10
- CAR 27 LAST LAP TIME REMOVED - TRACK LIMITS AT T9
- CAR 15 LAST LAP TIME REMOVED - TRACK LIMITS AT T9
- CARS 1/33 LAST AND CURRENT LAP TIMES REMOVED - TRACK LIMITS AT T10
- CARS 19/12 LAST AND CURRENT LAP TIMES REMOVED - TRACK LIMITS AT T10
- CARS 16/14 LAST AND CURRENT LAP TIMES REMOVED - TRACK LIMITS AT T10
- CARS 62 LAST AND CURRENT LAP TIMES REMOVED - TRACK LIMITS AT T10
- CARS 96 LAST AND CURRENT LAP TIMES REMOVED - TRACK LIMITS AT T10
- CAR 6 LAST LAP TIME REMOVED - TRACK LIMITS AT T9
- CARS 5 LAST AND CURRENT LAP TIMES REMOVED - TRACK LIMITS AT T10
- CAR 35 LAST LAP TIME REMOVED - TRACK LIMITS AT T9
- CARS 19 LAST AND CURRENT LAP TIMES REMOVED - TRACK LIMITS AT T10
- CARS 27 LAST AND CURRENT LAP TIMES REMOVED - TRACK LIMITS AT T10
- CARS 27 LAST AND CURRENT LAP TIMES REMOVED - TRACK LIMITS AT T10
- CARS 43 LAST AND CURRENT LAP TIMES REMOVED - TRACK LIMITS AT T10
- CARS 91/1 LAST AND CURRENT LAP TIMES REMOVED - TRACK LIMITS AT T10
- CARS 46 LAST AND CURRENT LAP TIMES REMOVED - TRACK LIMITS AT T10
- CAR 35 LAST LAP TIME REMOVED - TRACK LIMITS AT T9
- CARS 27/62/16 LAST AND CURRENT LAP TIMES REMOVED - TRACK LIMITS AT T10
- CAR 5 LAST AND CURRENT LAP TIMES REMOVED - TRACK LIMITS AT T10
- CAR 12 LAST LAP TIME REMOVED - TRACK LIMITS AT T9
- CAR 14 LAST AND CURRENT LAP TIMES REMOVED - TRACK LIMITS AT T10
- CAR 27/16 /99 LAST LAP TIME REMOVED - TRACK LIMITS AT T9
- CAR 43 LAST AND CURRENT LAP TIMES REMOVED - TRACK LIMITS AT T10
- CAR 19 LAST AND CURRENT LAP TIMES REMOVED - TRACK LIMITS AT T10
- CAR 64 LAST LAP TIME REMOVED - TRACK LIMITS AT T9
- CAR 41 LAST AND CURRENT LAP TIMES REMOVED - TRACK LIMITS AT T10
- CAR 6 LAST LAP TIME REMOVED - TRACK LIMITS AT T9
- CAR 7 LAST AND CURRENT LAP TIMES REMOVED - TRACK LIMITS AT T10
- CAR 26 LAST LAP TIME REMOVED - TRACK LIMITS AT T9
- CAR 10 LAST LAP TIME REMOVED - TRACK LIMITS AT T9
- CAR 16 LAST LAP TIME REMOVED - TRACK LIMITS AT T9
- CARS 43/8/27/46 LAST AND NEXT LAP TIMES REMOVED - TRACK LIMITS AT T10
- CARS 64 LAST AND NEXT LAP TIMES REMOVED - TRACK LIMITS AT T10
- CAR 26 LAST LAP TIME REMOVED - TRACK LIMITS AT T9
- CAR 19 LAST LAP TIME REMOVED - TRACK LIMITS AT T9
- CARS 16 LAST AND NEXT LAP TIMES REMOVED - TRACK LIMITS AT T10
- CAR 62 LAST LAP TIME REMOVED - TRACK LIMITS AT T9
- CARS 64 LAST AND NEXT LAP TIMES REMOVED - TRACK LIMITS AT T10

Published at:.....

Track Temp: **35.5 °C** Air Temp: **20.1 °C** Humidity: **52 %** Track Status: **DRY**

<b>Stewards:</b>	<b>Race Director:</b>	<b>Timekeeper:</b>  Luis Angel Garcia Nufez JOB/I-0020-ESP
------------------	-----------------------	---





**Red Bull Ring**  
**Formula Regional Championship by Alpine**  
**Collective Test 1**  
**Provisional Results by Category**

CARS 43 LAST AND NEXT LAP TIMES REMOVED - TRACK LIMITS AT T10

CAR 41 LAST LAP TIME REMOVED - TRACK LIMITS AT T9

CARS 16 LAST AND NEXT LAP TIMES REMOVED - TRACK LIMITS AT T10

CARS 46/21/7/11 LAST AND NEXT LAP TIMES REMOVED - TRACK LIMITS AT T10

CARS 11/16 LAST AND NEXT LAP TIMES REMOVED - TRACK LIMITS AT T10

CAR 85 LAST LAP TIME REMOVED - TRACK LIMITS AT T9

CARS 1/17/64 LAST AND NEXT LAP TIMES REMOVED - TRACK LIMITS AT T10

CAR 19 LAST AND NEXT LAP TIMES REMOVED - TRACK LIMITS AT T10

CAR 62 LAST LAP TIME REMOVED - TRACK LIMITS AT T9

CAR 1 LAST AND NEXT LAP TIMES REMOVED - TRACK LIMITS AT T10

Published at:.....

Track Temp: 35.5 °C Air Temp: 20.1 °C Humidity: 52 % Track Status: DRY

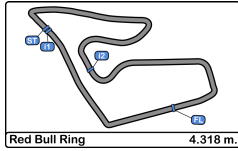
Stewards:

Race Director:

Timekeeper:

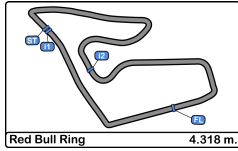
Luis Angel Garcia Nuñez  
JOB/I-0020-ESP





Red Bull Ring  
Formula Regional Championship by Alpine  
Collective Test 1  
Lap Analysis

1 Paul Aron							2 Nico Gohler								
PREMA POWERTEAM							KIC MOTORSPORT								
Lap	D	Time	Sector 1	Sector 2	Sector 3	T. Spd	Elapsed	Lap	D	Time	Sector 1	Sector 2	Sector 3	T. Spd	Elapsed
1		11:47:56.530	11:46:41.522	45.048	29.960	190.4	11:47:56.530	1		11:48:24.125	11:47:09.786	44.846	29.493	180.0	11:48:24.125
2		1:35.376	25.260	42.065	28.051	165.1	11:49:31.906	2		1:35.938	24.816	43.339	27.783	181.2	11:50:00.063
3		1:41.131	26.073	44.999	30.059	174.1	11:51:13.037	3		1:36.299	23.701	44.006	28.592	176.4	11:51:36.362
4		1:27.476	22.175	39.124	26.177	226.8	11:52:40.513	4		1:30.087	22.583	39.628	27.876	225.4	11:53:06.449
5		1:30.410	22.218	38.915	29.277	229.2	11:54:10.923	5		1:28.678	22.361	39.504	26.813	229.2	11:54:35.127
6		1:26.680	22.065	38.703	25.912	228.8	11:55:37.603	6		1:28.729	22.299	39.906	26.524	226.8	11:56:03.856
7		1:26.517	21.935	38.692	25.890	228.8	11:57:04.120	7		1:29.616	22.478	39.602	27.536	226.4	11:57:33.472
8		1:53.710 P	22.496	49.460	41.754	172.2	11:58:57.830	8		2:16.944 P	31.264	47.385	58.295	132.3	11:59:50.416
9		3:43.133	2:35.879	40.341	26.913	189.8	12:02:40.963	9		3:36.521	2:30.290	39.706	26.525	215.5	12:03:26.937
10		<del>4:28.163</del>	22.048	38.715	27.400	227.8	12:04:09.126	10		1:28.191	22.346	39.327	26.518	225.9	12:04:55.128
11		<del>4:26.975</del>	22.038	38.900	26.037	229.2	12:05:36.101	11		1:28.443	22.323	39.476	26.644	225.0	12:06:23.571
12		<del>4:26.649</del>	22.011	38.762	25.876	229.7	12:07:02.750	12		1:28.241	22.425	39.357	26.459	226.4	12:07:51.812
13		1:37.151 P	21.836	38.818	36.497	232.2	12:08:39.901	13		1:35.517 P	22.315	40.177	33.025	224.5	12:09:27.329
14		12:18.403	11:05.731	44.312	28.360	184.6	12:20:58.304	14		10:41.771	9:28.643	43.802	29.326	190.4	12:20:09.100
15		1:32.255	24.128	40.989	27.138	193.8	12:22:30.559	15		1:32.904	23.207	41.839	27.858	214.2	12:21:42.004
16		1:31.668	23.357	40.511	27.800	175.8	12:24:02.227	16		1:36.472	22.508	42.934	31.030	224.0	12:23:18.476
17		1:26.520	21.974	38.603	25.943	228.8	12:25:28.747	17		1:31.652	22.199	39.301	30.152	226.4	12:24:50.128
18		1:26.374	21.902	38.580	25.892	229.7	12:26:55.121	18		1:27.428	22.259	39.055	26.114	227.8	12:26:17.556
19		<del>4:26.490</del>	21.897	38.514	25.779	229.7	12:28:21.311	19		1:27.049	22.178	38.826	<b>26.045</b>	227.3	12:27:44.605
20		<del>4:29.785</del>	21.855	39.277	28.653	230.7	12:29:51.096	20		<b>1:27.019</b>	22.179	<b>38.790</b>	26.050	227.8	12:29:11.624
21		<del>4:26.982</del>	21.795	38.552	25.735	229.2	12:31:17.178	21		1:28.995	22.082	40.472	26.441	204.1	12:30:40.619
22		<del>4:26.407</del>	<b>21.781</b>	38.547	25.779	232.2	12:32:43.285	22		1:27.401	<b>22.068</b>	39.126	26.207	226.8	12:32:08.020
23		<b>1:26.029</b>	21.819	<b>38.502</b>	<b>25.708</b>	229.7	12:34:09.314	23		1:33.556	23.003	41.856	28.697	193.5	12:33:41.576
24		1:35.349 P	21.883	38.611	34.855	229.2	12:35:44.663	24		1:27.305	22.122	38.887	26.296	228.8	12:35:08.881
								25		1:27.187	22.079	38.909	26.199	227.8	12:36:36.068
								26		1:41.742 P	23.590	41.490	36.662	198.8	12:38:17.810



Red Bull Ring  
Formula Regional Championship by Alpine  
Collective Test 1  
Lap Analysis

5

Patrik Pasma

Formula Alpine 6

Isack Hadjar

Formula Alpine

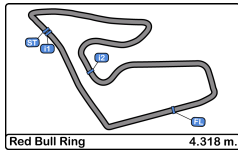
ART GRAND PRIX

Rookie

R-ACE GP

Lap	D	Time	Sector 1	Sector 2	Sector 3	T. Spd	Elapsed	Lap	D	Time	Sector 1	Sector 2	Sector 3	T. Spd	Elapsed
1		11:47:45.337	11:46:30.662	44.913	29.762	191.8	11:47:45.337	1		11:47:59.891	11:46:41.914	47.633	30.344	182.1	11:47:59.891
2		1:36.328	23.812	42.657	29.859	188.1	11:49:21.665	2		1:37.004	24.908	43.373	28.723	183.9	11:49:36.895
3		1:33.692	23.458	41.656	28.578	188.8	11:50:55.357	3		1:40.518	24.479	44.176	31.863	168.2	11:51:17.413
4		1:30.572	22.426	39.424	28.722	226.8	11:52:25.929	4		1:28.242	22.364	39.510	26.368	227.8	11:52:45.655
5		1:34.789	23.926	43.870	26.993	186.2	11:54:00.718	5		1:29.564	22.003	38.945	28.616	229.7	11:54:15.219
6		1:27.600	22.271	39.003	26.326	228.8	11:55:28.318	6		1:38.032	22.832	45.874	29.326	229.2	11:55:53.251
7		1:27.568	22.170	39.080	26.318	228.8	11:56:55.886	7		1:26.596	21.970	38.740	25.886	230.7	11:57:19.847
8		1:49.633 P	22.177	43.617	43.839	226.8	11:58:45.519	8		2:09.917 P	25.435	52.444	52.038	142.1	11:59:29.764
9		3:49.093	2:42.801	39.662	26.630	221.3	12:02:34.612	9		6:40.941	5:19.428	51.298	30.215	195.2	12:06:10.705
10		1:27.829	22.312	39.178	26.339	226.8	12:04:02.441	10		1:35.369	24.239	43.600	27.530	162.4	12:07:46.074
11		1:28.037	22.033	39.612	26.392	231.2	12:05:30.478	11		1:27.882	22.257	39.249	26.376	229.7	12:09:13.956
12		1:27.601	22.375	39.084	26.142	226.8	12:06:58.079	12		1:27.580	22.465	39.011	26.104	225.9	12:10:41.536
13		1:27.236	22.105	38.899	26.232	227.8	12:08:25.315	13		1:26.716	22.009	38.891	25.816	228.8	12:12:08.252
14		1:27.285	22.048	38.994	26.243	228.3	12:09:52.600	14		1:26.403	21.910	38.688	25.805	228.3	12:13:34.655
15		1:27.396	22.093	38.930	26.373	227.8	12:11:19.996	15		<del>1:26.189</del>	21.828	38.682	25.679	229.2	12:15:00.844
16		1:27.208	22.069	38.946	26.193	228.8	12:12:47.204	16		1:26.129	21.814	38.518	25.797	227.8	12:16:26.973
17		1:33.579 P	22.526	39.265	31.788	226.8	12:14:20.783	17		1:33.967 P	21.834	38.980	33.153	229.2	12:18:00.940
18		8:00.245	6:45.815	44.635	29.795	201.8	12:22:21.028	18		6:00.340	4:42.611	46.579	31.150	200.7	12:24:01.280
19		1:39.808	24.379	44.376	31.053	182.7	12:24:00.836	19		1:44.206	27.870	45.057	31.279	200.3	12:25:45.486
20		1:31.665	22.700	42.199	26.766	198.5	12:25:32.501	20		1:32.447	21.955	38.731	31.761	230.2	12:27:17.933
21		<del>1:27.135</del>	22.095	39.084	25.956	229.2	12:26:59.636	21		1:26.203	21.927	38.465	25.811	230.2	12:28:44.136
22		1:26.459	22.002	38.522	25.935	229.2	12:28:26.095	22		<del>1:26.149</del>	21.843	38.508	25.798	231.2	12:30:10.285
23		<del>1:26.257</del>	21.934	38.492	25.831	229.7	12:29:52.352	23		1:37.823	24.954	45.231	27.638	201.1	12:31:48.108
24		<del>1:33.000</del>	21.940	43.735	27.325	230.2	12:31:25.352	24		1:26.244	21.930	38.633	25.681	228.8	12:33:14.352
25		<del>1:26.366</del>	21.962	38.550	25.854	229.2	12:32:51.718	25		1:34.452 P	21.928	38.612	33.912	230.2	12:34:48.804
26		<del>1:27.815</del>	21.900	38.521	27.394	229.7	12:34:19.533								
27		<del>1:32.255</del>	23.665	41.883	26.707	203.3	12:35:51.788								
28		<del>1:34.521</del> P	21.958	38.634	33.929	228.3	12:37:26.309								





## Red Bull Ring

### Formula Regional Championship by Alpine

#### Collective Test 1

#### Lap Analysis

7

Axel Gnos

Formula Alpine 8

William Alatalo

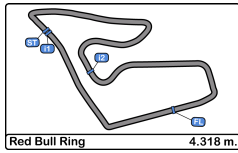
Formula Alpine

Rookie

G4 RACING

ARDEN

Lap	D	Time	Sector 1	Sector 2	Sector 3	T. Spd	Elapsed	Lap	D	Time	Sector 1	Sector 2	Sector 3	T. Spd	Elapsed
1		11:48:17.493	11:47:03.667	43.617	30.209	193.5	11:48:17.493	1		11:49:58.110	11:48:42.512	45.864	29.734	185.2	11:49:58.110
2		1:33.614	23.326	41.187	29.101	222.2	11:49:51.107	2		1:34.115	23.493	41.600	29.022	213.4	11:51:32.225
3		1:39.223	22.445	39.813	36.965	227.3	11:51:30.330	3		1:32.360	23.074	40.405	28.881	213.8	11:53:04.585
4		1:28.730	22.422	39.737	26.571	226.4	11:52:59.060	4		1:27.640	22.300	39.105	26.235	226.4	11:54:32.225
5		1:28.262	22.299	39.490	26.473	226.8	11:54:27.322	5		1:28.554	22.035	39.242	27.277	227.8	11:56:00.779
6		1:31.255	22.198	40.059	28.998	227.8	11:55:58.577	6		1:28.993	21.943	38.774	28.276	228.8	11:57:29.772
7		1:41.328 P	22.196	39.539	39.593	227.8	11:57:39.905	7		2:11.424 P	32.560	45.358	53.506	145.9	11:59:41.196
8		5:13.430	4:04.252	40.559	28.619	217.7	12:02:53.335	8		4:07.688	3:01.392	39.964	26.332	201.1	12:03:48.884
9		1:31.512	23.677	40.553	27.282	187.5	12:04:24.847	9		1:27.029	22.122	38.877	26.030	226.4	12:05:15.913
10		1:28.164	22.306	39.368	26.490	226.8	12:05:53.011	10		1:29.358	22.043	38.948	28.367	226.4	12:06:45.271
11		<del>1:35.373</del>	22.276	41.494	31.603	226.8	12:07:28.384	11		1:26.770	21.992	38.849	25.929	228.3	12:08:12.041
12		<del>1:27.790</del>	22.081	39.188	26.521	227.8	12:08:56.174	12		1:26.670	21.947	38.793	25.930	228.3	12:09:38.711
13		1:27.837	22.243	39.190	26.404	225.4	12:10:24.011	13		<del>1:27.025</del>	21.888	38.890	26.247	227.8	12:11:05.736
14		1:34.297	24.042	42.520	27.735	213.0	12:11:58.308	14		<del>1:33.386</del> P	22.360	39.152	31.874	226.8	12:12:39.122
15		<del>1:27.856</del>	22.167	39.238	26.451	226.4	12:13:26.164	15		9:31.597	8:19.058	44.235	28.304	176.7	12:22:10.719
16		<del>1:39.280</del> P	22.140	40.198	36.942	226.8	12:15:05.444	16		1:32.903	22.971	40.418	29.514	214.2	12:23:43.622
17		7:06.455	5:54.432	43.599	28.424	190.4	12:22:11.899	17		1:28.574	22.085	38.730	27.759	228.3	12:25:12.196
18		1:36.747	23.614	41.164	31.969	225.0	12:23:48.646	18		1:27.700	21.902	39.261	26.537	229.7	12:26:39.896
19		1:30.514	22.159	40.453	27.902	230.2	12:25:19.160	19		1:26.286	21.895	38.546	25.845	230.2	12:28:06.182
20		1:27.552	22.219	39.138	26.195	227.8	12:26:46.712	20		1:25.996	21.778	38.510	25.708	230.2	12:29:32.178
21		1:27.190	22.063	38.986	26.141	228.3	12:28:13.902	21		1:30.525	22.601	40.946	26.978	164.3	12:31:02.703
22		1:30.905	23.719	39.725	27.461	205.7	12:29:44.807	22		1:26.123	21.832	38.550	25.741	228.8	12:32:28.826
23		1:27.398	22.012	38.929	26.457	227.3	12:31:12.205	23		1:28.409	21.840	39.451	27.118	230.7	12:33:57.235
24		1:26.881	21.965	38.997	25.919	228.8	12:32:39.086	24		1:31.467	21.828	38.743	30.896	229.7	12:35:28.702
25		1:26.956	21.992	38.966	25.998	229.2	12:34:06.042	25		1:26.268	21.882	38.627	25.759	229.2	12:36:54.970
26		1:40.553 P	22.335	40.036	38.182	225.0	12:35:46.595	26		1:54.849 P	26.075	48.743	40.031	155.1	12:38:49.819



Red Bull Ring  
Formula Regional Championship by Alpine  
Collective Test 1  
Lap Analysis

9

Alexandre Bardion

Formula Alpine 10

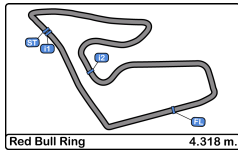
Hadrien David

Formula Alpine

FA RACING

R-ACE GP

Lap	D	Time	Sector 1	Sector 2	Sector 3	T. Spd	Elapsed	Lap	D	Time	Sector 1	Sector 2	Sector 3	T. Spd	Elapsed
1		11:48:18.968	11:47:01.712	46.211	31.045	170.0	11:48:18.968	1		11:47:48.957	11:46:35.579	44.038	29.340	176.4	11:47:48.957
2		1:53.335 P	26.220	48.482	38.633	184.6	11:50:12.303	2		1:37.710	25.768	43.046	28.896	172.5	11:49:26.667
3		3:14.469	2:04.266	42.089	28.114	208.8	11:53:26.772	3		1:38.154	24.886	43.779	29.489	203.3	11:51:04.821
4		1:29.806	22.848	39.778	27.180	221.7	11:54:56.578	4		1:27.650	22.144	39.070	26.436	229.7	11:52:32.471
5		1:28.998	22.646	39.602	26.750	219.9	11:56:25.576	5		1:40.098	23.194	43.660	33.244	177.9	11:54:12.569
6		1:37.478 P	22.450	39.201	35.827	225.9	11:58:03.054	6		1:31.413	24.371	40.509	26.533	210.5	11:55:43.982
7		5:01.364	3:51.600	40.336	29.428	222.2	12:03:04.418	7		1:26.787	21.967	38.844	25.976	230.2	11:57:10.769
8		1:28.375	22.410	39.519	26.446	225.4	12:04:32.793	8		1:53.441 P	21.938	48.227	43.276	229.7	11:59:04.210
9		1:28.563	22.325	39.738	26.500	225.4	12:06:01.356	9		7:38.498	6:27.828	41.750	28.920	179.7	12:06:42.708
10		1:31.089	22.305	40.101	28.683	227.3	12:07:32.445	10		1:26.624	21.938	38.750	25.936	230.2	12:08:09.332
11		1:27.797	21.967	39.352	26.478	228.3	12:09:00.242	11		1:26.580	21.880	38.757	25.943	230.7	12:09:35.912
12		2:04.587 P	51.487	39.856	33.244	221.3	12:11:04.829	12		1:33.172	22.059	43.494	27.619	231.2	12:11:09.084
13		7:06.600	5:57.471	41.479	27.650	218.6	12:18:11.429	13		<del>4:26.489</del>	21.879	38.686	25.924	228.8	12:12:35.573
14		1:29.656	22.576	40.194	26.886	222.6	12:19:41.085	14		<del>4:26.427</del>	21.909	38.681	25.837	229.2	12:14:02.000
15		1:29.698	22.261	39.528	27.909	227.3	12:21:10.783	15		1:32.074 P	21.906	39.004	31.164	229.2	12:15:34.074
16		1:27.789	22.213	39.126	26.450	228.3	12:22:38.572	16		8:38.938	7:21.677	43.261	34.000	218.6	12:24:13.012
17		1:27.759	22.081	39.270	26.408	228.3	12:24:06.331	17		1:29.401	21.990	38.874	28.537	230.2	12:25:42.413
18		1:27.664	22.215	39.000	26.449	228.8	12:25:33.995	18		1:26.382	21.848	38.673	25.861	232.7	12:27:08.795
19		1:27.034	21.908	38.936	26.190	230.7	12:27:01.029	19		1:27.793	21.848	39.831	26.114	231.7	12:28:36.588
20		1:27.032	21.944	38.853	26.235	230.2	12:28:28.061	20		1:26.456	21.850	38.776	25.830	231.2	12:30:03.044
21		1:27.266	21.977	38.793	26.496	229.7	12:29:55.327	21		1:26.453	21.907	38.592	25.954	230.2	12:31:29.497
22		1:27.428	21.990	39.088	26.350	229.7	12:31:22.755	22		1:26.374	21.826	38.781	25.767	231.2	12:32:55.871
23		1:27.054	22.032	38.950	26.072	229.7	12:32:49.809	23		1:34.684 P	21.856	38.774	34.054	231.7	12:34:30.555
24		1:27.335	21.913	38.929	26.493	230.2	12:34:17.144								
25		1:38.346 P	21.930	38.985	37.431	229.7	12:35:55.490								



## Red Bull Ring

### Formula Regional Championship by Alpine

#### Collective Test 1

#### Lap Analysis

11

Gianluca Petecof

Formula Alpine 12

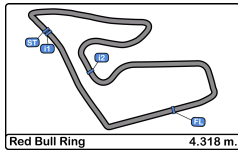
David Vidales

Formula Alpine

KIC MOTORSPORT

PREMA POWERTEAM

Lap	D	Time	Sector 1	Sector 2	Sector 3	T. Spd	Elapsed	Lap	D	Time	Sector 1	Sector 2	Sector 3	T. Spd	Elapsed
1		11:48:05.240	11:46:47.643	46.608	30.989	181.8	11:48:05.240	1		11:49:11.880	11:47:56.009	45.482	30.389	182.4	11:49:11.880
2		1:39.031	25.001	43.805	30.225	209.7	11:49:44.271	2		1:34.600	24.052	42.478	28.070	190.1	11:50:46.480
3		1:42.392	23.313	41.827	37.252	216.0	11:51:26.663	3		1:34.623	24.663	41.692	28.268	173.3	11:52:21.103
4		1:28.559	22.549	39.583	26.427	225.0	11:52:55.222	4		<del>1:27.393</del>	22.244	39.017	26.132	228.8	11:53:48.496
5		1:30.672	22.315	41.963	26.394	227.3	11:54:25.894	5		<del>1:27.047</del>	21.991	38.899	26.157	230.7	11:55:15.543
6		1:28.352	22.196	39.330	26.826	227.3	11:55:54.246	6		<del>1:33.055</del>	21.996	40.478	30.581	232.7	11:56:48.598
7		1:34.864	22.267	43.855	28.742	231.7	11:57:29.110	7		1:49.324 P	21.973	43.992	43.359	228.8	11:58:37.922
8		2:09.584 P	31.608	45.019	52.957	180.3	11:59:38.694	8		4:06.653	2:56.767	40.770	29.116	223.1	12:02:44.575
9		5:02.116	3:53.293	41.714	27.109	205.7	12:04:40.810	9		1:27.074	22.058	38.974	26.042	228.3	12:04:11.649
10		<del>1:27.885</del>	22.392	39.251	26.242	224.5	12:06:08.695	10		1:28.797	22.102	39.393	27.302	229.7	12:05:40.446
11		<del>1:27.305</del>	22.190	39.065	26.050	226.8	12:07:36.000	11		1:27.103	21.982	39.026	26.095	230.2	12:07:07.549
12		<del>1:27.344</del>	22.063	39.171	26.107	227.3	12:09:03.341	12		1:33.519 P	21.953	39.090	32.476	230.2	12:08:41.068
13		1:30.577	22.334	39.483	28.760	225.9	12:10:33.918	13		13:17.270	12:04.197	44.071	29.002	191.8	12:21:58.338
14		1:38.243 P	22.186	39.158	36.899	225.0	12:12:12.161	14		1:35.052	23.194	43.602	28.256	191.4	12:23:33.390
15		7:55.348	6:39.663	45.627	30.058	177.9	12:20:07.509	15		1:32.532	23.008	41.637	27.887	228.3	12:25:05.922
16		1:33.130	23.646	41.754	27.730	216.8	12:21:40.639	16		<del>1:26.504</del>	21.871	38.737	25.896	229.7	12:26:32.426
17		1:36.001	22.940	42.797	30.264	223.6	12:23:16.640	17		1:29.070	22.166	40.701	26.203	230.7	12:28:01.496
18		1:31.583	22.194	40.891	28.498	225.4	12:24:48.223	18		1:28.948	21.797	38.679	28.472	231.2	12:29:30.444
19		1:46.647	22.068	56.654	27.925	227.3	12:26:34.870	19		<del>1:26.355</del>	21.812	38.687	25.856	231.7	12:30:56.799
20		1:27.021	22.110	38.894	26.017	227.3	12:28:01.891	20		<del>1:30.934</del>	22.347	42.003	26.581	207.2	12:32:27.730
21		1:26.685	21.938	38.886	25.861	230.2	12:29:28.576	21		1:26.285	21.812	38.655	25.818	231.2	12:33:54.015
22		1:26.629	21.970	38.928	25.731	228.3	12:30:55.205	22		1:29.528	21.881	40.593	27.054	230.7	12:35:23.543
23		<del>1:26.334</del>	21.888	38.816	25.627	229.7	12:32:21.536	23		<del>1:26.439</del>	21.936	38.586	25.917	230.2	12:36:49.982
24		<del>1:26.319</del>	21.869	38.790	25.660	230.2	12:33:47.855	24		1:38.736 P	23.497	38.891	36.348	226.4	12:38:28.718
25		<del>1:31.313</del>	21.933	40.171	29.209	230.2	12:35:19.168								
26		<del>1:26.747</del>	22.052	38.825	25.870	228.3	12:36:45.915								
27		<del>1:48.983</del> P	29.036	41.326	37.721	185.5	12:38:33.998								



Red Bull Ring  
Formula Regional Championship by Alpine  
Collective Test 1  
Lap Analysis

14

Nicola Marinangeli

Formula Alpine 15

Léna Buhler

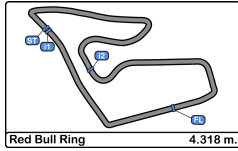
Formula Alpine

ARDEN

Rookie

R-ACE GP

Lap	D	Time	Sector 1	Sector 2	Sector 3	T. Spd	Elapsed	Lap	D	Time	Sector 1	Sector 2	Sector 3	T. Spd	Elapsed
1		11:48:44.928 P	11:47:16.193	46.852	41.883	189.1	11:48:44.928	1		11:48:01.041	11:46:42.518	47.615	30.908	171.9	11:48:01.041
2		4:22.714	3:11.260	41.863	29.591	209.7	11:53:07.642	2		1:37.341	24.543	43.666	29.132	177.9	11:49:38.382
3		1:29.785	22.806	39.995	26.984	224.5	11:54:37.427	3		1:43.706	23.670	44.317	35.719	180.3	11:51:22.088
4		1:28.524	22.216	40.023	26.285	227.3	11:56:05.951	4		1:31.128	23.242	40.386	27.500	225.9	11:52:53.216
5		1:28.799	22.452	39.432	26.915	226.8	11:57:34.750	5		1:29.395	22.451	39.787	27.157	227.8	11:54:22.611
6		2:21.300 P	30.775	47.835	1:02.690	132.6	11:59:56.050	6		1:31.438	22.178	39.778	29.482	228.8	11:55:54.049
7		5:28.205	4:21.787	39.736	26.682	221.3	12:05:24.255	7		1:28.841	22.309	39.678	26.854	229.2	11:57:22.890
8		1:27.460	22.103	39.143	26.214	227.8	12:06:51.715	8		2:09.686 P	25.859	50.039	53.788	150.8	11:59:32.576
9		1:30.399	23.717	40.259	26.423	224.0	12:08:22.114	9		4:29.160	3:18.916	42.966	27.278	153.4	12:04:01.736
10		1:28.518	22.756	39.610	26.152	225.0	12:09:50.632	10		1:28.560	22.430	39.446	26.684	226.4	12:05:30.296
11		1:27.159	22.053	38.932	26.174	226.8	12:11:17.791	11		1:29.966	22.780	39.794	27.392	225.4	12:07:00.262
12		1:28.279	22.040	38.966	27.273	226.4	12:12:46.070	12		1:37.593 P	22.320	39.853	35.420	228.8	12:08:37.855
13		1:39.903 P	25.240	39.634	35.029	218.1	12:14:25.973	13		11:17.383	10:01.566	45.945	29.872	173.9	12:19:55.238
14		8:40.012	7:28.593	43.155	28.264	194.5	12:23:05.985	14		1:34.722	23.434	42.479	28.809	215.1	12:21:29.960
15		1:35.574	22.916	42.570	30.088	223.1	12:24:41.559	15		1:40.699	23.182	48.770	28.747	227.8	12:23:10.659
16		<del>4:26.928</del>	22.087	38.949	25.892	229.7	12:26:08.487	16		1:34.848	22.678	42.808	29.362	202.2	12:24:45.507
17		1:26.768	21.920	38.855	25.993	229.7	12:27:35.255	17		1:27.795	22.168	39.103	26.524	229.7	12:26:13.302
18		1:34.165	23.693	41.251	29.221	184.3	12:29:09.420	18		1:27.862	22.082	39.258	26.522	230.7	12:27:41.164
19		<del>4:26.444</del>	21.850	38.835	25.759	230.2	12:30:35.864	19		1:32.930	22.021	41.336	29.573	230.2	12:29:14.094
20		<del>4:26.304</del>	21.834	38.683	25.784	229.2	12:32:02.165	20		1:27.658	22.215	39.130	26.313	229.2	12:30:41.752
21		<del>4:26.464</del>	21.956	38.722	25.783	229.2	12:33:28.626	21		<del>4:27.507</del>	22.111	39.045	26.351	230.2	12:32:09.259
22		<del>4:27.426</del>	21.971	38.771	26.683	228.8	12:34:56.051	22		1:27.503	22.038	39.111	26.354	231.2	12:33:36.762
23		1:27.268	21.958	39.420	25.890	231.2	12:36:23.319	23		1:27.571	22.071	39.147	26.353	230.2	12:35:04.333
24		1:36.100 P	21.925	38.690	35.485	227.3	12:37:59.419	24		1:40.204 P	22.270	40.996	36.938	230.2	12:36:44.537



Red Bull Ring  
Formula Regional Championship by Alpine  
Collective Test 1  
Lap Analysis

16

Tommy Smith

Formula Alpine 17

Dino Beganovic

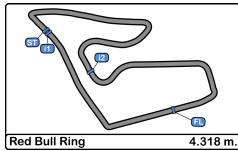
Formula Alpine

JD MOTORSPORT

Rookie

PREMA POWERTEAM

Lap	D	Time	Sector 1	Sector 2	Sector 3	T. Spd	Elapsed	Lap	D	Time	Sector 1	Sector 2	Sector 3	T. Spd	Elapsed
1		11:48:36.177	11:47:17.855	45.944	32.378	190.4	11:48:36.177	1		11:48:48.225	11:47:37.384	43.047	27.794	193.5	11:48:48.225
2		1:38.329	26.100	44.742	27.487	179.7	11:50:14.506	2		1:33.175	24.028	41.698	27.449	208.0	11:50:21.400
3		1:30.858	23.391	40.443	27.024	220.8	11:51:45.364	3		1:30.405	23.415	40.405	26.585	196.0	11:51:51.805
4		1:28.687	22.512	39.549	26.626	225.0	11:53:14.051	4		1:28.713	22.206	39.235	27.272	228.3	11:53:20.518
5		1:28.477	22.318	39.608	26.551	226.8	11:54:42.528	5		1:27.488	22.146	39.170	26.172	228.8	11:54:48.006
6		1:28.880	22.469	39.639	26.772	225.9	11:56:11.408	6		1:27.124	21.981	39.074	26.069	230.2	11:56:15.130
7		1:38.204 P	22.257	39.256	36.691	225.9	11:57:49.612	7		1:41.086 P	21.915	38.927	40.244	229.2	11:57:56.216
8		5:28.837	4:14.938	44.998	28.901	218.1	12:03:18.449	8		4:51.275	3:38.907	42.212	30.156	223.6	12:02:47.491
9		1:29.236	22.352	39.622	27.262	225.4	12:04:47.685	9		1:27.204	22.115	38.979	26.110	227.8	12:04:14.695
10		<del>1:28.252</del>	22.478	39.535	26.239	226.4	12:06:15.937	10		<del>1:27.008</del>	22.011	38.963	26.034	229.7	12:05:41.703
11		<del>1:28.484</del>	22.312	39.837	26.332	225.9	12:07:44.418	11		<del>1:32.303 P</del>	22.005	39.159	31.139	230.2	12:07:14.006
12		<del>1:28.544</del>	22.371	39.705	26.465	226.8	12:09:12.959	12		13:25.620	12:15.944	42.280	27.396	219.0	12:20:39.626
13		<del>1:32.695</del>	24.563	41.528	26.604	197.8	12:10:45.654	13		1:32.444	24.725	40.240	27.479	182.7	12:22:12.070
14		<del>1:28.049</del>	22.272	39.356	26.421	226.4	12:12:13.703	14		1:34.039	22.567	40.590	30.882	225.0	12:23:46.109
15		1:37.893 P	22.531	39.288	36.074	226.8	12:13:51.596	15		1:27.983	21.972	38.993	27.018	230.2	12:25:14.092
16		7:36.302	6:26.052	41.671	28.579	199.6	12:21:27.898	16		1:26.799	21.934	38.722	26.143	230.7	12:26:40.891
17		1:35.743	23.863	42.022	29.858	216.4	12:23:03.641	17		1:29.675	21.912	41.632	26.131	231.2	12:28:10.566
18		1:36.347	23.814	42.497	30.036	221.3	12:24:39.988	18		<u>1:26.367</u>	21.891	<u>38.599</u>	25.877	230.7	12:29:36.933
19		<del>1:27.642</del>	22.074	39.271	26.297	228.8	12:26:07.630	19		1:28.629	21.903	38.816	27.910	229.7	12:31:05.562
20		<del>1:27.364</del>	22.117	39.036	26.208	229.7	12:27:34.991	20		1:26.523	21.906	38.781	<u>25.836</u>	230.2	12:32:32.085
21		<del>1:27.305</del>	22.225	38.926	26.154	228.3	12:29:02.296	21		1:26.588	21.969	38.745	25.874	229.7	12:33:58.673
22		<del>1:26.868</del>	<u>22.017</u>	<u>38.889</u>	<u>25.962</u>	228.8	12:30:29.164	22		1:33.538 P	<u>21.876</u>	38.655	33.007	230.7	12:35:32.211
23		<del>1:29.247</del>	22.060	40.945	26.212	228.3	12:31:58.381								
24		<u>1:27.486</u>	22.097	39.011	26.378	228.8	12:33:25.867								
25		1:29.815	22.180	39.471	28.164	229.2	12:34:55.682								
26		1:43.583 P	22.168	44.882	36.533	226.8	12:36:39.265								



## Red Bull Ring

### Formula Regional Championship by Alpine

#### Collective Test 1

#### Lap Analysis

19

Andrea Rosso

Formula Alpine 22

Zane Maloney

Formula Alpine

Rookie

FA RACING

R-ACE GP

Lap	D	Time	Sector 1	Sector 2	Sector 3	T. Spd	Elapsed	Lap	D	Time	Sector 1	Sector 2	Sector 3	T. Spd	Elapsed	
1		11:49:17.585	11:48:04.729	43.977	28.879	209.7	11:49:17.585	1		11:47:49.727	11:46:36.980	43.810	28.937	173.3	11:47:49.727	
2		1:32.429	23.159	41.405	27.865	221.7	11:50:50.014	2		1:39.505	26.651	42.120	30.734	173.9	11:49:29.232	
3		1:32.771	22.657	40.559	29.555	226.4	11:52:22.785	3		1:40.143	24.874	46.585	28.684	144.1	11:51:09.375	
4		1:27.796	22.281	39.173	26.342	225.4	11:53:50.581	4		1:28.001	22.299	39.041	26.661	228.3	11:52:37.376	
5		<del>1:27.206</del>	22.154	38.992	26.060	226.8	11:55:17.787	5		1:35.341	22.105	40.235	33.001	229.7	11:54:12.717	
6		<del>1:27.653</del>	22.030	38.947	26.676	227.8	11:56:45.440	6		1:27.441	22.252	38.957	26.232	228.3	11:55:40.158	
7		1:47.872	P	22.207	44.033	41.632	225.9	11:58:33.312	7		1:27.028	22.004	38.799	26.225	229.7	11:57:07.186
8		5:21.180	4:11.104	40.897	29.179	218.1	12:03:54.492	8		1:52.673	P	22.207	48.405	42.061	202.6	11:58:59.859
9		<del>1:27.058</del>	22.171	38.950	25.937	226.4	12:05:21.550	9		5:47.382	4:38.500	41.698	27.184	210.1	12:04:47.241	
10		<del>1:26.806</del>	22.069	38.862	25.965	226.4	12:06:48.446	10		1:35.063	26.229	42.378	26.456	177.6	12:06:22.304	
11		<del>1:29.336</del>	21.918	39.193	28.225	229.7	12:08:17.782	11		1:27.079	22.075	38.819	26.185	228.8	12:07:49.383	
12		<del>1:26.840</del>	22.042	38.884	25.914	226.8	12:09:44.622	12		1:26.966	21.969	38.835	26.162	230.2	12:09:16.349	
13		1:31.571	P	22.029	38.923	30.619	228.3	12:11:16.193	13		1:27.629	22.063	39.355	26.211	230.2	12:10:43.978
14		9:04.692	7:51.576	44.020	29.096	203.3	12:20:20.885	14		1:26.689	21.915	38.726	26.048	229.2	12:12:10.667	
15		1:33.561	23.350	42.325	27.886	222.2	12:21:54.446	15		1:34.907	P	21.899	39.770	33.238	230.2	12:13:45.574
16		1:34.329	23.685	41.632	29.012	192.1	12:23:28.775	16		5:51.774	4:38.726	45.961	27.087	221.7	12:19:37.348	
17		<del>1:26.745</del>	22.117	38.776	25.822	225.9	12:24:55.490	17		1:30.715	21.983	41.849	26.883	229.7	12:21:08.063	
18		<del>1:30.627</del>	21.979	41.753	26.895	227.3	12:26:26.117	18		1:26.801	22.001	38.795	26.005	228.8	12:22:34.864	
19		1:26.421	21.966	38.630	25.825	227.8	12:27:52.538	19		1:29.866	21.900	38.911	29.055	231.2	12:24:04.730	
20		<del>1:26.189</del>	21.862	38.572	25.755	228.8	12:29:18.727	20		1:34.798	21.986	39.309	33.503	230.7	12:25:39.528	
21		<del>1:26.106</del>	21.844	38.606	25.746	229.2	12:30:44.923	21		1:26.814	21.946	38.758	26.110	230.2	12:27:06.342	
22		<del>1:28.505</del>	21.859	39.381	27.265	229.2	12:32:13.428	22		1:26.452	21.852	38.668	25.932	230.7	12:28:32.794	
23		<del>1:26.992</del>	21.891	38.651	25.850	228.8	12:33:39.820	23		1:26.507	21.839	38.576	26.092	230.7	12:29:59.301	
24		<del>1:31.220</del>	P	21.937	38.882	30.401	228.8	12:35:11.040	24		1:26.817	21.973	38.791	26.053	231.2	12:31:26.118

21

Alex Quinn

Formula Alpine

25

1:26.572

21.927

38.660

25.985

232.7

12:32:52.690

ARDEN

26

1:33.664

P

21.808

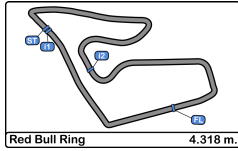
39.059

32.797

232.2

12:34:26.354

Lap	D	Time	Sector 1	Sector 2	Sector 3	T. Spd	Elapsed	
1		11:51:34.800	11:50:15.889	49.650	29.261	172.2	11:51:34.800	
2		1:36.354	25.244	43.153	27.957	201.8	11:53:11.154	
3		1:35.020	23.199	43.575	28.246	222.6	11:54:46.174	
4		1:27.531	22.198	39.129	26.204	226.8	11:56:13.705	
5		1:37.970	P	22.027	38.925	37.018	11:57:51.675	
6		4:58.455	3:46.192	41.603	30.660	221.7	12:02:50.130	
7		1:26.977	22.105	38.851	26.021	226.8	12:04:17.107	
8		1:27.156	21.966	39.160	26.030	230.2	12:05:44.263	
9		<del>1:26.453</del>	21.934	38.541	25.978	229.2	12:07:10.716	
10		1:26.635	21.895	38.730	26.010	229.2	12:08:37.351	
11		1:41.678	25.526	47.070	29.082	189.1	12:10:19.029	
12		1:34.662	P	21.948	38.728	33.986	12:11:53.691	
13		8:59.234	7:48.611	42.536	28.087	220.4	12:20:52.925	
14		1:33.440	24.241	40.779	28.420	183.3	12:22:26.365	
15		1:33.507	22.540	40.601	30.366	228.8	12:23:59.872	
16		1:26.970	21.978	38.916	26.076	229.2	12:25:26.842	
17		1:46.971	P	24.736	46.500	35.735	179.7	12:27:13.813
18		6:11.134	5:05.471	39.409	26.254	226.4	12:33:24.947	
19		1:38.074	P	21.960	39.641	36.473	230.2	12:35:03.021



Red Bull Ring  
Formula Regional Championship by Alpine  
Collective Test 1  
Lap Analysis

26

Grégoire Saucy

Formula Alpine 27

Kas Haverkort

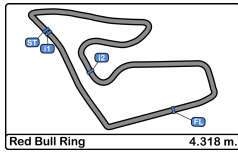
Formula Alpine

ART GRAND PRIX

Rookie

MP MOTORSPORT

Lap	D	Time	Sector 1	Sector 2	Sector 3	T. Spd	Elapsed	Lap	D	Time	Sector 1	Sector 2	Sector 3	T. Spd	Elapsed
1		11:47:47.536	11:46:33.084	45.033	29.419	195.6	11:47:47.536	1		11:48:26.853 P	11:47:06.752	43.042	37.059	216.4	11:48:26.853
2		1:37.195	24.888	43.428	28.879	199.2	11:49:24.731	2		5:30.264	4:20.689	41.456	28.119	182.4	11:53:57.117
3		1:36.772	25.149	44.206	27.417	193.2	11:51:01.503	3		1:29.236	22.919	39.745	26.572	220.4	11:55:26.353
4		1:27.471	22.207	38.896	26.368	228.8	11:52:28.974	4		1:27.680	22.291	39.164	26.225	226.4	11:56:54.033
5		1:45.079	24.304	47.258	33.517	176.1	11:54:14.053	5		1:49.340 P	22.293	43.771	43.276	225.0	11:58:43.373
6		1:26.964	22.103	38.741	26.120	230.2	11:55:41.017	6		6:54.189	5:48.288	39.647	26.254	220.8	12:05:37.562
7		1:26.882	21.912	38.681	26.289	232.2	11:57:07.899	7		1:27.145	22.169	38.974	26.002	226.8	12:07:04.707
8		1:55.213 P	22.190	48.982	44.041	193.2	11:59:03.112	8		1:28.141	22.122	39.046	26.973	227.3	12:08:32.848
9		3:32.094	2:26.328	39.384	26.382	224.5	12:02:35.206	9		1:27.070	22.180	38.913	25.977	225.9	12:09:59.918
10		1:28.504	22.056	39.249	27.199	231.2	12:04:03.710	10		<del>1:27.172</del>	22.042	38.883	26.247	225.9	12:11:27.090
11		1:28.866	21.918	39.026	27.922	230.7	12:05:32.576	11		<del>1:35.306</del> P	22.162	39.283	33.861	225.9	12:13:02.396
12		1:28.156	21.877	38.710	27.569	231.7	12:07:00.732	12		8:23.786	7:08.028	45.395	30.363	215.5	12:21:26.182
13		1:30.538	23.109	40.662	26.767	227.3	12:08:31.270	13		1:36.346	23.541	43.184	29.621	218.1	12:23:02.528
14		<del>1:26.774</del>	21.900	38.750	26.124	228.8	12:09:58.044	14		1:35.402	23.515	43.419	28.468	219.0	12:24:37.930
15		1:26.764	21.975	38.629	26.160	229.2	12:11:24.808	15		<del>1:27.216</del>	22.207	39.000	26.009	225.9	12:26:05.146
16		<del>1:26.490</del>	21.892	38.664	25.934	228.3	12:12:51.298	16		<del>1:27.044</del>	22.145	38.903	25.966	226.8	12:27:32.160
17		1:36.541 P	21.954	39.068	35.519	229.7	12:14:27.839	17		<del>1:26.797</del>	22.101	38.837	25.859	226.8	12:28:58.957
18		6:02.027	4:46.224	46.343	29.460	181.8	12:20:29.866	18		<del>1:26.543</del>	<u>21.926</u>	<u>38.655</u>	25.962	227.3	12:30:25.500
19		1:36.826	25.518	42.892	28.416	200.7	12:22:06.692	19		<del>1:30.024</del>	22.041	41.551	26.429	225.4	12:31:55.521
20		1:33.726	24.849	40.101	28.776	204.1	12:23:40.418	20		<u>1:26.732</u>	22.056	38.829	<u>25.847</u>	225.9	12:33:22.253
21		1:29.452	22.131	38.579	28.742	229.2	12:25:09.870	21		1:37.714	23.709	44.151	29.854	210.9	12:34:59.967
22		1:26.454	22.188	38.403	25.863	230.7	12:26:36.324	22		1:26.920	21.989	38.941	25.990	227.8	12:36:26.887
23		1:31.442	21.719	43.575	26.148	233.7	12:28:07.766	23		1:46.191 P	25.101	42.956	38.134	208.0	12:38:13.078
24		<u>1:25.735</u>	21.729	38.340	<u>25.666</u>	232.2	12:29:33.501								
25		1:25.775	<u>21.718</u>	<u>38.307</u>	25.750	232.2	12:30:59.276								
26		1:25.812	21.797	38.337	25.678	230.7	12:32:25.088								
27		1:25.885	21.762	38.356	25.767	231.2	12:33:50.973								
28		1:35.740 P	21.873	39.632	34.235	231.2	12:35:26.713								



Red Bull Ring  
Formula Regional Championship by Alpine  
Collective Test 1  
Lap Analysis

30

Michael Belov

Formula Alpine 33

Ido Cohen

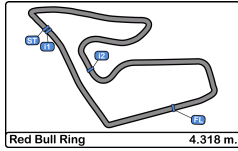
Formula Alpine

G4 RACING

JD MOTORSPORT

Lap	D	Time	Sector 1	Sector 2	Sector 3	T. Spd	Elapsed	Lap	D	Time	Sector 1	Sector 2	Sector 3	T. Spd	Elapsed
1		11:48:15.743	11:46:59.349	46.384	30.010	189.4	11:48:15.743	1		11:50:51.411	11:49:31.669	48.483	31.259	209.3	11:50:51.411
2		1:34.187	23.031	42.020	29.136	218.6	11:49:49.930	2		1:37.101	24.437	43.765	28.899	214.7	11:52:28.512
3		1:39.485	22.442	40.043	37.000	226.8	11:51:29.415	3		1:47.763	25.261	47.370	35.132	162.4	11:54:16.275
4		1:27.225	22.159	39.095	25.971	227.8	11:52:56.640	4		1:28.768	22.230	39.976	26.562	229.2	11:55:45.043
5		1:27.172	21.950	39.259	25.963	230.2	11:54:23.812	5		1:27.658	22.190	39.151	26.317	228.3	11:57:12.701
6		1:27.108	21.899	39.060	26.149	231.2	11:55:50.920	6		1:54.107 P	22.817	48.395	42.895	165.6	11:59:06.808
7		1:35.347	22.676	45.531	27.140	211.3	11:57:26.267	7		4:00.878	2:48.681	41.289	30.908	222.2	12:03:07.686
8		2:09.626 P	27.159	49.372	53.095	149.3	11:59:35.893	8		1:28.768	22.116	39.963	26.689	227.3	12:04:36.454
9		3:28.933	2:14.022	43.028	31.883	220.4	12:03:04.826	9		1:29.366	22.037	40.216	27.113	228.8	12:06:05.820
10		1:28.253	22.076	39.852	26.325	231.2	12:04:33.079	10		1:28.002	22.570	39.153	26.279	226.8	12:07:33.822
11		1:26.637	22.007	38.826	25.804	228.8	12:05:59.716	11		1:31.326	22.053	42.721	26.552	228.3	12:09:05.148
12		1:27.130	22.039	38.761	26.330	228.3	12:07:26.846	12		1:40.733 P	23.812	42.025	34.896	219.9	12:10:45.881
13		1:32.465 P	22.011	38.863	31.591	227.8	12:08:59.311	13		9:56.025	8:45.976	42.204	27.845	218.1	12:20:41.906
14		12:25.111	11:07.960	47.289	29.862	193.2	12:21:24.422	14		1:32.073	23.200	41.619	27.254	190.1	12:22:13.979
15		1:37.212	23.218	44.371	29.623	223.6	12:23:01.634	15		1:35.587	22.918	40.428	32.241	225.0	12:23:49.566
16		1:34.024	23.175	42.927	27.922	219.0	12:24:35.658	16		1:30.109	22.033	40.034	28.042	228.3	12:25:19.675
17		1:26.550	22.049	38.897	25.604	226.4	12:26:02.208	17		1:31.822	22.016	41.003	28.803	230.2	12:26:51.497
18		1:26.025	21.961	38.535	25.529	228.8	12:27:28.233	18		1:26.755	21.970	38.789	25.996	229.2	12:28:18.252
19		1:36.279	21.858	43.710	30.711	228.3	12:29:04.512	19		1:29.578	21.853	39.290	28.435	229.7	12:29:47.830
20		1:25.956	21.855	38.546	25.555	229.7	12:30:30.468	20		<del>1:26.359</del>	21.828	38.699	25.832	229.2	12:31:14.189
21		1:26.016	21.834	38.559	25.623	230.7	12:31:56.484	21		<del>1:26.596</del>	21.862	38.821	25.913	229.7	12:32:40.785
22		1:26.434	21.882	38.808	25.744	230.2	12:33:22.918	22		<del>1:29.727</del>	21.913	41.672	26.142	227.8	12:34:10.512
23		1:32.640 P	21.994	38.686	31.960	227.3	12:34:55.558	23		1:39.598 P	21.905	39.161	38.532	228.3	12:35:50.110





**Red Bull Ring**  
**Formula Regional Championship by Alpine**  
**Collective Test 1**  
**Lap Analysis**

35

Pietro Delli Guanti

Formula Alpine 41

Emidio Pesce

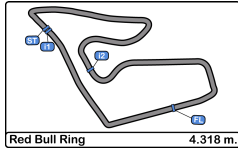
Formula Alpine

Rookie

MONOLITE RACING

DR FORMULA

Lap	D	Time	Sector 1	Sector 2	Sector 3	T. Spd	Elapsed	Lap	D	Time	Sector 1	Sector 2	Sector 3	T. Spd	Elapsed
1		11:48:35.571 P	11:47:07.556	49.467	38.548	180.6	11:48:35.571	1		11:49:16.886	11:48:03.067	44.987	28.832	194.5	11:49:16.886
2		5:06.112	3:55.566	43.051	27.495	208.0	11:53:41.683	2		1:35.058	23.410	41.607	30.041	220.8	11:50:51.944
3		1:33.259	22.588	42.158	28.513	225.4	11:55:14.942	3		1:32.788	23.048	40.652	29.088	225.9	11:52:24.732
4		1:27.731	22.058	39.142	26.531	229.7	11:56:42.673	4		1:30.491	22.495	40.965	27.031	227.8	11:53:55.223
5		1:48.971 P	22.090	44.995	41.886	227.8	11:58:31.644	5		1:28.391	22.272	39.498	26.621	226.8	11:55:23.614
6		4:41.045	3:27.851	46.326	26.868	126.1	12:03:12.689	6		1:28.111	22.272	39.427	26.412	226.8	11:56:51.725
7		1:32.566	22.125	43.191	27.250	227.8	12:04:45.255	7		1:50.149 P	22.249	43.222	44.678	225.9	11:58:41.874
8		1:27.656	22.220	39.204	26.232	228.3	12:06:12.911	8		6:17.397	5:07.180	42.827	27.390	145.5	12:04:59.271
9		1:27.360	22.044	38.958	26.358	230.2	12:07:40.271	9		1:28.079	22.252	39.339	26.488	225.4	12:06:27.350
10		1:39.543	22.120	48.349	29.074	229.2	12:09:19.814	10		<del>1:28.225</del>	22.116	39.096	27.013	227.3	12:07:55.575
11		1:32.146	22.206	40.567	29.373	228.3	12:10:51.960	11		1:35.184 P	23.503	39.585	32.096	227.3	12:09:30.759
12		1:27.579	22.121	39.136	26.322	227.3	12:12:19.539	12		12:28.181	11:12.729	46.575	28.877	194.5	12:21:58.940
13		1:33.901 P	22.109	39.476	32.316	228.3	12:13:53.440	13		<del>4:35.665</del>	23.477	43.304	28.884	208.8	12:23:34.605
14		6:20.138	5:07.294	43.662	29.182	183.9	12:20:13.578	14		<del>4:32.844</del>	22.758	41.612	28.441	224.0	12:25:07.416
15		1:33.975	25.788	40.764	27.423	167.4	12:21:47.553	15		1:27.998	22.075	39.228	26.695	228.3	12:26:35.414
16		1:38.098	27.631	41.016	29.451	188.8	12:23:25.651	16		1:27.836	22.193	39.226	26.417	229.7	12:28:03.250
17		1:26.782	22.033	38.852	25.897	228.8	12:24:52.433	17		1:27.778	22.108	39.139	26.531	229.2	12:29:31.028
18		1:35.518	21.847	46.687	26.984	233.2	12:26:27.951	18		1:35.711	24.082	42.288	29.341	141.3	12:31:06.739
19		<del>4:26.524</del>	21.914	38.683	25.924	230.7	12:27:54.472	19		1:27.549	22.006	39.174	26.369	229.2	12:32:34.288
20		<del>4:26.298</del>	21.804	38.617	25.877	231.7	12:29:20.770	20		1:28.654	22.035	39.327	27.292	228.3	12:34:02.942
21		1:33.575	22.969	43.359	27.247	221.7	12:30:54.345	21		1:37.318	23.579	45.567	28.172	196.7	12:35:40.260
22		<del>4:26.447</del>	21.827	38.732	25.858	230.7	12:32:20.762	22		1:33.656 P	22.120	39.246	32.290	227.8	12:37:13.916
23		<del>4:26.442</del>	21.908	38.684	25.820	231.2	12:33:47.174								
24		1:26.369	21.847	38.610	25.912	231.2	12:35:13.543								
25		1:35.292	23.895	44.371	27.026	226.8	12:36:48.835								
26		1:49.749 P	26.623	46.189	36.937	179.1	12:38:38.584								



Red Bull Ring  
Formula Regional Championship by Alpine  
Collective Test 1  
Lap Analysis

43

Franco Colapinto

Formula Alpine 46

Gabriele Mini

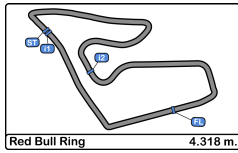
Formula Alpine

MP MOTORSPORT

Rookie

ART GRAND PRIX

Lap	D	Time	Sector 1	Sector 2	Sector 3	T. Spd	Elapsed	Lap	D	Time	Sector 1	Sector 2	Sector 3	T. Spd	Elapsed
1		11:49:15.902	11:48:00.380	46.442	29.080	210.5	11:49:15.902	1		11:47:48.378	11:46:33.772	44.881	29.725	188.4	11:47:48.378
2		1:33.082	23.091	40.770	29.221	225.4	11:50:48.984	2		1:37.273	24.875	43.132	29.266	197.0	11:49:25.651
3		1:29.777	22.678	40.155	26.944	226.4	11:52:18.761	3		1:33.841	23.311	41.506	29.024	227.3	11:50:59.492
4		1:27.769	22.256	38.974	26.539	229.2	11:53:46.530	4		<del>1:27.674</del>	22.149	39.165	26.360	227.8	11:52:27.166
5		1:27.072	21.974	38.894	26.204	230.2	11:55:13.602	5		<del>1:40.393</del>	24.461	45.794	30.138	177.0	11:54:07.559
6		<b>1:26.653</b>	21.935	38.685	26.033	230.7	11:56:40.255	6		<del>1:27.123</del>	22.129	38.903	26.091	228.8	11:55:34.682
7		1:36.346 P	21.975	39.053	35.318	230.7	11:58:16.601	7		<del>1:26.925</del>	22.005	38.781	26.139	229.2	11:57:01.607
8		8:19.778	7:11.779	41.197	26.802	204.9	12:06:36.379	8		1:54.084 P	21.998	51.521	40.565	227.8	11:58:55.691
9		<del>1:27.145</del>	22.010	38.753	26.382	228.8	12:08:03.524	9		3:42.647	2:35.577	39.282	27.788	221.3	12:02:38.338
10		<del>1:29.287</del>	21.879	41.000	26.408	229.2	12:09:32.811	10		1:26.920	22.013	38.827	26.080	229.2	12:04:05.258
11		<del>1:26.888</del>	21.940	38.756	26.192	229.2	12:10:59.699	11		1:28.692	21.904	40.261	26.527	230.7	12:05:33.950
12		<del>1:32.354</del> P	21.910	38.747	31.697	229.7	12:12:32.053	12		<del>1:26.617</del>	21.893	38.676	26.048	230.7	12:07:00.567
13		8:38.687	7:23.009	46.564	29.114	171.1	12:21:10.740	13		1:27.084	22.068	38.978	26.038	233.2	12:08:27.651
14		1:33.055	24.627	40.845	27.583	179.1	12:22:43.795	14		1:26.792	21.970	38.814	26.008	229.7	12:09:54.443
15		1:33.067	22.482	41.387	29.198	226.8	12:24:16.862	15		<del>1:26.782</del>	21.929	38.790	26.063	229.2	12:11:21.225
16		<del>1:26.212</del>	21.847	38.450	25.915	231.2	12:25:43.074	16		<del>1:26.789</del>	21.934	38.714	26.141	229.7	12:12:48.014
17		<del>1:28.894</del>	21.777	40.526	26.591	234.2	12:27:11.968	17		1:33.981 P	22.005	39.486	32.490	230.2	12:14:21.995
18		<del>1:25.810</del>	21.766	38.318	25.726	230.7	12:28:37.778	18		7:31.751	6:18.162	44.127	29.462	177.0	12:21:53.746
19		<del>1:27.554</del>	21.652	39.627	26.275	233.7	12:30:05.332	19		1:37.435	25.863	42.388	29.184	203.0	12:23:31.181
20		<del>1:25.642</del>	<b>21.647</b>	38.292	<b>25.703</b>	232.2	12:31:30.974	20		1:31.459	22.956	40.972	27.531	227.3	12:25:02.640
21		1:32.914	21.929	41.482	29.503	232.7	12:33:03.888	21		1:28.584	22.031	38.845	27.708	227.8	12:26:31.224
22		<del>1:25.844</del>	21.750	<b>38.287</b>	25.804	231.7	12:34:29.729	22		<del>1:26.544</del>	21.885	38.829	25.830	230.7	12:27:57.768
23		1:39.604 P	21.822	41.333	36.449	232.7	12:36:09.333	23		<b>1:26.293</b>	21.863	38.654	25.776	230.2	12:29:24.061
								24		1:28.834	21.824	40.396	26.614	230.2	12:30:52.895
								25		<del>1:26.045</del>	21.819	<b>38.476</b>	<b>25.750</b>	229.2	12:32:18.940
								26		<del>1:26.082</del>	<b>21.811</b>	38.497	25.774	230.2	12:33:45.022
								27		<del>1:32.697</del>	21.877	43.639	27.181	229.7	12:35:17.719
								28		<del>1:26.754</del>	21.886	38.555	26.313	229.7	12:36:44.473
								29		<del>2:00.085</del> P	29.289	51.465	39.331	134.3	12:38:44.558



Red Bull Ring  
Formula Regional Championship by Alpine  
Collective Test 1  
Lap Analysis

51

Francesco Pizzi

Formula Alpine 58

Elias Seppanen

Formula Alpine

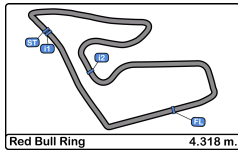
Rookie

VAN AMERSFOORT RACING

Rookie

KIC MOTORSPORT

Lap	D	Time	Sector 1	Sector 2	Sector 3	T. Spd	Elapsed	Lap	D	Time	Sector 1	Sector 2	Sector 3	T. Spd	Elapsed
1		11:48:16.803 P	11:46:49.717	47.270	39.816	152.7	11:48:16.803	1		11:48:03.766	11:46:46.897	45.567	31.302	177.9	11:48:03.766
2		4:21.956	3:08.786	43.983	29.187	167.7	11:52:38.759	2		1:37.102	24.564	43.886	28.652	191.1	11:49:40.868
3		1:37.143	24.559	41.023	31.561	215.5	11:54:15.902	3		1:39.568	22.513	42.627	34.428	221.3	11:51:20.436
4		1:34.009	24.128	41.472	28.409	211.7	11:55:49.911	4		<del>1:27.747</del>	22.321	39.214	26.212	227.8	11:52:48.183
5		1:27.275	22.160	39.098	26.017	226.8	11:57:17.186	5		<del>1:29.133</del>	22.199	39.324	27.610	228.8	11:54:17.316
6		2:07.325 P	25.276	53.949	48.100	142.8	11:59:24.511	6		1:31.015	22.255	40.007	28.753	229.2	11:55:48.331
7		3:26.476	2:14.282	41.441	30.753	219.9	12:02:50.987	7		1:27.656	22.152	39.202	26.302	227.8	11:57:15.987
8		1:27.378	22.190	39.052	26.136	226.8	12:04:18.365	8		1:55.234 P	22.723	46.954	45.557	205.3	11:59:11.221
9		1:26.847	22.043	38.841	25.963	227.3	12:05:45.212	9		4:29.553	3:21.382	41.360	26.811	203.7	12:03:40.774
10		1:26.921	21.965	39.034	25.922	229.2	12:07:12.133	10		1:27.776	22.241	39.212	26.323	226.4	12:05:08.550
11		1:27.012	21.987	38.980	26.045	228.3	12:08:39.145	11		1:30.647	22.121	39.270	29.256	228.8	12:06:39.197
12		1:33.536	22.562	42.872	28.102	221.7	12:10:12.681	12		1:27.660	22.194	39.195	26.271	227.8	12:08:06.857
13		1:56.224 P	22.023	56.445	37.756	224.5	12:12:08.905	13		1:27.402	22.063	39.079	26.260	227.3	12:09:34.259
14		8:23.699	7:08.759	45.159	29.781	190.8	12:20:32.604	14		1:27.593	22.044	39.190	26.359	227.8	12:11:01.852
15		1:36.186	24.647	42.828	28.711	203.3	12:22:08.790	15		1:27.458	22.093	39.209	26.156	227.8	12:12:29.310
16		1:38.923	24.169	42.870	31.884	209.7	12:23:47.713	16		1:33.463 P	22.160	39.465	31.838	225.9	12:14:02.773
17		1:38.024	22.180	44.638	31.206	227.8	12:25:25.737	17		5:18.741	3:59.445	48.314	30.982	153.6	12:19:21.514
18		1:26.797	22.013	38.796	25.988	228.3	12:26:52.534	18		1:32.693	24.396	40.904	27.393	223.1	12:20:54.207
19		<u>1:26.626</u>	21.839	38.821	25.966	230.2	12:28:19.160	19		1:31.068	22.466	39.480	29.122	227.8	12:22:25.275
20		1:34.021	<u>21.830</u>	43.203	28.988	229.7	12:29:53.181	20		1:31.440	22.037	40.115	29.288	229.2	12:23:56.715
21		1:26.702	21.898	38.868	25.936	229.2	12:31:19.883	21		1:26.916	22.001	38.918	<u>25.997</u>	227.3	12:25:23.631
22		1:26.855	21.941	39.187	<u>25.727</u>	228.8	12:32:46.738	22		1:26.819	21.921	38.884	26.014	229.7	12:26:50.450
23		<del>1:26.625</del>	21.905	38.837	25.783	229.2	12:34:13.263	23		<u>1:26.553</u>	21.914	<u>38.637</u>	26.002	229.7	12:28:17.003
24		<del>1:27.745</del>	21.907	<u>38.698</u>	27.110	229.7	12:35:40.978	24		1:29.685	21.933	39.104	28.648	228.8	12:29:46.688
25		1:31.485	21.985	39.354	30.146	229.2	12:37:12.463	25		1:34.878	<u>21.899</u>	44.440	28.539	229.2	12:31:21.566
26		2:09.518 P	29.335	56.499	43.684	132.0	12:39:21.981	26		1:26.981	21.991	38.956	26.034	229.7	12:32:48.547
								27		1:26.842	21.935	38.856	26.051	229.2	12:34:15.389
								28		1:27.125	21.901	38.991	26.233	229.7	12:35:42.514
								29		1:26.941	21.912	38.850	26.179	230.2	12:37:09.455
								30		1:47.937 P	22.628	45.983	39.326	204.9	12:38:57.392



Red Bull Ring  
Formula Regional Championship by Alpine  
Collective Test 1  
Lap Analysis

62

Lorenzo Fluxa

Formula Alpine 64

Mari Boya

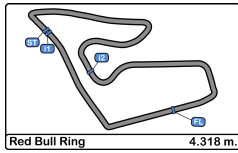
Formula Alpine

VAN AMERSFOORT RACING

Rookie

VAN AMERSFOORT RACING

Lap	D	Time	Sector 1	Sector 2	Sector 3	T. Spd	Elapsed	Lap	D	Time	Sector 1	Sector 2	Sector 3	T. Spd	Elapsed
1		11:48:18.676	P 11:46:51.917	47.694	39.065	195.6	11:48:18.676	1		11:48:13.407	P 11:46:51.862	45.016	36.529	215.1	11:48:13.407
2		3:46.373	2:34.756	43.279	28.338	184.6	11:52:05.049	2		4:57.543	3:32.846	50.279	34.418	177.9	11:53:10.950
3		1:33.826	24.327	41.875	27.624	197.4	11:53:38.875	3		1:45.379	28.023	47.506	29.850	161.9	11:54:56.329
4		1:31.047	23.838	40.292	26.917	198.5	11:55:09.922	4		1:34.137	24.792	41.790	27.555	201.8	11:56:30.466
5		1:28.302	22.176	39.555	26.571	226.4	11:56:38.224	5		1:59.731	P 27.843	49.778	42.110	182.4	11:58:30.197
6		1:37.310	P 22.177	39.379	35.754	225.4	11:58:15.534	6		4:21.991	3:12.796	40.579	28.616	217.3	12:02:52.188
7		4:51.121	3:42.534	40.385	28.202	207.2	12:03:06.655	7		1:30.518	24.026	40.082	26.410	210.9	12:04:22.706
8		<del>4:28.030</del>	22.240	39.372	26.418	227.8	12:04:34.685	8		<del>4:27.148</del>	22.153	39.093	25.902	226.8	12:05:49.854
9		1:27.779	22.177	39.305	26.297	229.2	12:06:02.464	9		<del>4:26.872</del>	21.967	38.901	26.004	228.8	12:07:16.726
10		1:27.949	21.977	39.565	26.407	231.7	12:07:30.413	10		<del>4:26.007</del>	21.944	39.095	25.868	230.2	12:08:43.633
11		<del>4:27.270</del>	21.911	39.186	26.182	231.2	12:08:57.692	11		<del>4:31.424</del>	23.456	41.227	26.741	206.5	12:10:15.057
12		1:27.607	22.091	39.239	26.277	230.2	12:10:25.299	12		<del>4:27.887</del>	22.084	39.926	25.877	227.3	12:11:42.944
13		1:29.752	22.179	41.271	26.302	213.4	12:11:55.051	13		1:35.570	P 21.966	39.005	34.599	225.9	12:13:18.514
14		1:27.319	22.063	39.011	26.245	227.3	12:13:22.370	14		6:45.823	5:31.008	45.527	29.288	191.1	12:20:04.337
15		1:37.652	P 22.127	39.158	36.367	227.3	12:15:00.022	15		1:35.410	24.949	42.331	28.130	191.8	12:21:39.747
16		6:33.813	5:22.560	42.956	28.297	195.6	12:21:33.835	16		1:29.861	22.832	39.843	27.186	222.6	12:23:09.608
17		1:32.727	24.333	41.192	27.202	192.1	12:23:06.562	17		<del>4:34.924</del>	22.386	43.060	29.478	227.8	12:24:44.532
18		1:32.536	23.022	40.955	28.559	217.7	12:24:39.098	18		1:26.454	21.966	38.699	25.789	228.8	12:26:10.986
19		1:27.325	22.018	39.120	26.187	230.2	12:26:06.423	19		1:26.577	21.936	38.787	25.854	229.7	12:27:37.563
20		<del>4:26.942</del>	21.837	39.023	26.082	231.2	12:27:33.365	20		1:30.011	21.945	39.687	28.379	231.2	12:29:07.574
21		<del>4:26.604</del>	21.815	38.894	25.982	231.7	12:29:00.056	21		1:26.213	21.795	38.757	25.661	229.7	12:30:33.787
22		<del>4:26.740</del>	21.906	38.877	25.936	231.2	12:30:26.775	22		1:31.166	21.846	43.456	25.864	228.8	12:32:04.953
23		<del>4:32.933</del>	25.117	41.486	26.330	162.6	12:31:59.708	23		1:27.318	21.878	38.787	26.653	229.7	12:33:32.271
24		<del>4:26.893</del>	21.909	39.065	25.919	230.2	12:33:26.601	24		<del>4:30.228</del>	23.867	40.293	26.068	222.6	12:35:02.499
25		1:30.980	21.906	39.421	29.653	232.2	12:34:57.581	25		<del>4:27.073</del>	21.859	38.953	26.261	228.8	12:36:29.572
26		1:27.023	21.889	39.086	26.048	230.2	12:36:24.604	26		1:55.936	P 27.799	48.824	39.313	150.2	12:38:25.508
27		1:40.709	P 23.650	41.725	35.334	221.3	12:38:05.313								



Red Bull Ring  
Formula Regional Championship by Alpine  
Collective Test 1  
Lap Analysis

85

Gabriel Bortoleto

Formula Alpine 91

Eduardo Barrichello

Formula Alpine

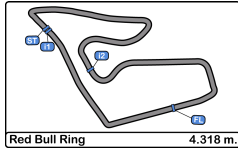
Rookie

FA RACING

Rookie

JD MOTORSPORT

Lap	D	Time	Sector 1	Sector 2	Sector 3	T. Spd	Elapsed	Lap	D	Time	Sector 1	Sector 2	Sector 3	T. Spd	Elapsed
1		11:48:26.053 P	11:47:02.823	46.164	37.066	171.7	11:48:26.053	1		11:48:49.657	11:47:40.206	41.825	27.626	215.5	11:48:49.657
2		3:57.815	2:46.202	42.886	28.727	195.2	11:52:23.868	2		1:32.495	24.367	40.955	27.173	220.4	11:50:22.152
3		1:29.892	22.789	40.083	27.020	225.4	11:53:53.760	3		1:31.113	23.573	40.738	26.802	193.2	11:51:53.265
4		1:28.072	22.407	39.307	26.358	226.8	11:55:21.832	4		1:28.272	22.441	39.291	26.540	225.4	11:53:21.537
5		1:27.709	22.165	39.099	26.445	228.3	11:56:49.541	5		<del>1:27.612</del>	22.250	39.109	26.253	226.4	11:54:49.149
6		1:49.944 P	22.015	43.893	44.036	228.3	11:58:39.485	6		1:27.417	22.157	39.053	26.207	227.8	11:56:16.566
7		4:25.940	3:11.004	42.917	32.019	222.6	12:03:05.425	7		1:40.557 P	22.194	39.933	38.430	226.4	11:57:57.123
8		1:28.400	22.118	39.633	26.649	227.3	12:04:33.825	8		7:50.514	6:40.149	43.623	26.742	211.3	12:05:47.637
9		<del>1:27.794</del>	21.977	39.456	26.361	229.2	12:06:01.619	9		1:27.671	22.286	39.061	26.324	226.4	12:07:15.308
10		1:28.056	22.082	39.493	26.481	227.3	12:07:29.675	10		1:27.600	22.238	39.006	26.356	227.3	12:08:42.908
11		1:27.556	22.011	38.946	26.599	229.2	12:08:57.231	11		1:27.446	22.154	39.102	26.190	226.4	12:10:10.354
12		1:27.165	21.945	39.032	26.188	229.7	12:10:24.396	12		1:39.730 P	25.114	42.514	32.102	212.1	12:11:50.084
13		1:34.986 P	22.465	39.774	32.747	225.4	12:11:59.382	13		10:31.501	9:22.144	41.513	27.844	219.0	12:22:21.585
14		8:32.408	7:21.518	42.225	28.665	220.4	12:20:31.790	14		1:29.690	23.278	39.802	26.610	226.4	12:23:51.275
15		1:35.521	24.475	42.593	28.453	193.2	12:22:07.311	15		1:29.021	22.153	39.215	27.653	227.8	12:25:20.296
16		1:34.252	25.036	40.011	29.205	193.5	12:23:41.563	16		<u>1:27.372</u>	22.061	39.059	26.252	228.8	12:26:47.668
17		1:29.250	22.066	38.935	28.249	229.2	12:25:10.813	17		<del>1:27.166</del>	<u>21.982</u>	38.944	26.240	229.2	12:28:14.834
18		<u>1:26.784</u>	21.997	38.711	26.076	230.7	12:26:37.597	18		<del>1:26.886</del>	22.008	<u>38.882</u>	<u>25.996</u>	228.8	12:29:41.720
19		1:34.061	22.015	45.415	26.631	229.2	12:28:11.658	19		1:34.462	23.808	44.159	26.495	223.1	12:31:16.182
20		1:26.867	21.852	<u>38.616</u>	26.399	230.2	12:29:38.525	20		1:28.614	22.044	40.342	26.228	228.3	12:32:44.796
21		1:32.618	22.272	39.911	30.435	228.8	12:31:11.143	21		<del>1:27.265</del>	22.004	39.039	26.222	228.3	12:34:12.061
22		<del>1:26.495</del>	21.992	38.692	<u>25.811</u>	228.8	12:32:37.638	22		<del>1:39.100</del> P	22.032	42.478	34.590	227.3	12:35:51.161
23		<del>1:36.616</del>	23.910	43.126	29.580	175.8	12:34:14.254								
24		1:27.256	<u>21.828</u>	38.731	26.697	230.7	12:35:41.510								
25		1:39.618 P	22.029	40.548	37.041	231.2	12:37:21.128								



Red Bull Ring  
Formula Regional Championship by Alpine  
Collective Test 1  
Lap Analysis

96

Oliver Goethe

Formula Alpine 99

José Garfias

Formula Alpine

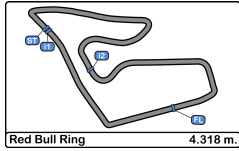
Rookie

MP MOTORSPORT

Rookie

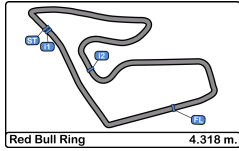
MONOLITE RACING

Lap	D	Time	Sector 1	Sector 2	Sector 3	T. Spd	Elapsed	Lap	D	Time	Sector 1	Sector 2	Sector 3	T. Spd	Elapsed
1		11:49:56.405	11:48:41.526	44.421	30.458	201.8	11:49:56.405	1		11:48:42.564 P	11:47:15.277	47.409	39.878	173.0	11:48:42.564
2		1:35.576	23.484	41.344	30.748	223.1	11:51:31.981	2		5:46.914	4:31.723	45.749	29.442	203.3	11:54:29.478
3		1:34.042	23.054	40.152	30.836	226.4	11:53:06.023	3		1:31.993	22.924	40.707	28.362	223.1	11:56:01.471
4		<del>1:27.618</del>	22.301	39.053	26.264	227.8	11:54:33.641	4		1:29.423	22.588	39.781	27.054	226.8	11:57:30.894
5		<del>1:28.720</del>	22.172	39.019	27.529	228.3	11:56:02.361	5		2:12.687 P	32.533	45.837	54.317	128.1	11:59:43.581
6		3:31.498 P	1:50.194	46.988	54.316	141.9	11:59:33.859	6		4:08.020	3:00.533	40.714	26.773	220.4	12:03:51.601
7		4:00.091	2:51.379	40.111	28.601	219.5	12:03:33.950	7		1:27.912	22.233	39.242	26.437	228.3	12:05:19.513
8		1:27.458	22.206	39.050	26.202	226.8	12:05:01.408	8		1:27.717	22.213	39.220	26.284	227.3	12:06:47.230
9		1:27.114	22.089	38.869	26.156	227.8	12:06:28.522	9		1:27.770	22.308	39.236	26.226	228.8	12:08:15.000
10		1:27.125	22.039	38.842	26.244	230.2	12:07:55.647	10		1:27.800	22.254	39.266	26.280	226.8	12:09:42.800
11		1:27.067	22.112	38.891	26.064	227.3	12:09:22.714	11		1:27.987	22.132	39.404	26.451	227.3	12:11:10.787
12		1:33.603 P	21.996	38.895	32.712	227.8	12:10:56.317	12		1:35.174 P	24.135	39.625	31.414	217.7	12:12:45.961
13		10:15.542	9:00.138	45.985	29.419	183.3	12:21:11.859	13		9:00.668	7:48.807	44.324	27.537	182.4	12:21:46.629
14		1:33.012	24.073	41.344	27.595	179.1	12:22:44.871	14		1:34.040	22.938	40.260	30.842	224.5	12:23:20.669
15		1:34.038	22.649	41.449	29.940	223.1	12:24:18.909	15		1:31.144	22.053	39.146	29.945	227.8	12:24:51.813
16		1:27.423	22.150	38.882	26.391	228.3	12:25:46.332	16		<del>1:27.422</del>	22.077	38.958	26.087	229.2	12:26:18.935
17		1:26.866	21.926	38.697	26.243	231.2	12:27:13.198	17		1:30.021	22.010	41.165	26.846	229.7	12:27:48.956
18		1:28.734	22.012	39.041	27.681	229.7	12:28:41.932	18		1:26.902	21.978	38.879	26.045	229.2	12:29:15.858
19		<del>1:26.534</del>	21.957	38.685	25.892	229.2	12:30:08.466	19		1:26.799	21.955	38.799	26.045	230.7	12:30:42.657
20		<del>1:26.640</del>	22.051	38.618	25.971	228.3	12:31:35.106	20		1:32.889	24.822	41.412	26.655	186.5	12:32:15.546
21		1:26.500	21.975	38.653	25.872	228.8	12:33:01.606	21		1:26.885	21.955	38.935	25.995	229.7	12:33:42.431
22		1:26.613	21.974	38.690	25.949	228.3	12:34:28.219	22		<del>1:27.418</del>	21.951	39.101	26.366	230.2	12:35:09.849
23		1:26.756	22.006	38.765	25.985	229.2	12:35:54.975	23		1:27.618	21.965	39.228	26.425	231.7	12:36:37.467
24		1:33.403 P	22.157	39.389	31.857	228.3	12:37:28.378	24		1:49.521 P	23.561	45.492	40.468	174.4	12:38:26.988



**Red Bull Ring**  
**Formula Regional Championship by Alpine**  
**Collective Test 1**  
**Best Sectors Results**

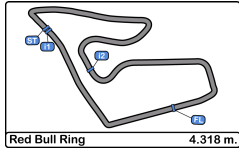
Sector - 1			Sector - 2			Sector - 3			Ideal Lap vs Best Lap						
Clas	Nº	Driver	Time	Nº	Driver	Time	Nº	Driver	Time	Clas	Nº	Driver	Ideal Lap	Best Lap	Clas
1	43	Franco Colapinto	21.647	43	Franco Colapinto	38.287	30	Michael Belov	25.529	1	43	Franco Colapinto	1:25.637	1:26.653	20
2	26	Grégoire Saucy	21.718	26	Grégoire Saucy	38.307	11	Gianluca Petecof	25.627	2	26	Grégoire Saucy	1:25.691	1:25.735	1
3	8	William Alatalo	21.778	6	Isack Hadjar	38.465	64	Mari Boya	25.661	3	30	Michael Belov	1:25.898	1:25.956	2
4	1	Paul Aron	21.781	46	Gabriele Mini	38.476	26	Grégoire Saucy	25.666	4	6	Isack Hadjar	1:25.958	1:26.129	5
5	64	Mari Boya	21.795	5	Patrik Pasma	38.492	6	Isack Hadjar	25.679	5	1	Paul Aron	1:25.991	1:26.029	4
6	12	David Vidales	21.797	1	Paul Aron	38.502	43	Franco Colapinto	25.703	6	8	William Alatalo	1:25.996	1:25.996	3
7	35	Pietro Delli Guanti	21.804	8	William Alatalo	38.510	1	Paul Aron	25.708	7	46	Gabriele Mini	1:26.037	1:26.293	8
8	22	Zane Maloney	21.808	30	Michael Belov	38.535	8	William Alatalo	25.708	8	64	Mari Boya	1:26.155	1:26.213	6
9	46	Gabriele Mini	21.811	21	Alex Quinn	38.541	51	Francesco Pizzi	25.727	9	19	Andrea Rosso	1:26.162	1:26.421	12
10	6	Isack Hadjar	21.814	19	Andrea Rosso	38.572	19	Andrea Rosso	25.746	10	10	Hadrien David	1:26.185	1:26.374	11
11	62	Lorenzo Fluxa	21.815	22	Zane Maloney	38.576	46	Gabriele Mini	25.750	11	12	David Vidales	1:26.201	1:26.285	7
12	10	Hadrien David	21.826	12	David Vidales	38.586	14	Nicola Marinangeli	25.759	12	5	Patrik Pasma	1:26.223	1:26.459	14
13	85	Gabriel Bortoleto	21.828	10	Hadrien David	38.592	10	Hadrien David	25.767	13	35	Pietro Delli Guanti	1:26.234	1:26.369	10
14	33	Ido Cohen	21.828	17	Dino Beganovic	38.599	85	Gabriel Bortoleto	25.811	14	51	Francesco Pizzi	1:26.255	1:26.626	17
15	51	Francesco Pizzi	21.830	35	Pietro Delli Guanti	38.610	12	David Vidales	25.818	15	85	Gabriel Bortoleto	1:26.255	1:26.784	24
16	30	Michael Belov	21.834	85	Gabriel Bortoleto	38.616	35	Pietro Delli Guanti	25.820	16	14	Nicola Marinangeli	1:26.276	1:26.768	23
17	14	Nicola Marinangeli	21.834	96	Oliver Goethe	38.618	5	Patrik Pasma	25.831	17	11	Gianluca Petecof	1:26.286	1:26.629	18
18	19	Andrea Rosso	21.844	58	Elias Seppanen	38.637	33	Ido Cohen	25.832	18	17	Dino Beganovic	1:26.311	1:26.367	9
19	11	Gianluca Petecof	21.869	27	Kas Haverkort	38.655	17	Dino Beganovic	25.836	19	22	Zane Maloney	1:26.316	1:26.452	13
20	17	Dino Beganovic	21.876	14	Nicola Marinangeli	38.683	27	Kas Haverkort	25.847	20	33	Ido Cohen	1:26.359	1:26.755	22
21	21	Alex Quinn	21.895	51	Francesco Pizzi	38.698	96	Oliver Goethe	25.872	21	21	Alex Quinn	1:26.414	1:26.635	19
22	58	Elias Seppanen	21.899	64	Mari Boya	38.699	62	Lorenzo Fluxa	25.919	22	96	Oliver Goethe	1:26.416	1:26.500	15
23	5	Patrik Pasma	21.900	33	Ido Cohen	38.699	7	Axel Gnos	25.919	23	27	Kas Haverkort	1:26.428	1:26.732	21
24	9	Alexandre Bardinon	21.908	11	Gianluca Petecof	38.790	22	Zane Maloney	25.932	24	58	Elias Seppanen	1:26.533	1:26.553	16
25	96	Oliver Goethe	21.926	2	Nico Gohler	38.790	16	Tommy Smith	25.962	25	62	Lorenzo Fluxa	1:26.611	1:27.023	28
26	27	Kas Haverkort	21.926	9	Alexandre Bardinon	38.793	21	Alex Quinn	25.978	26	99	José Garfias	1:26.745	1:26.799	25
27	99	José Garfias	21.951	99	José Garfias	38.799	99	José Garfias	25.995	27	9	Alexandre Bardinon	1:26.773	1:27.032	29
28	7	Axel Gnos	21.965	62	Lorenzo Fluxa	38.877	91	Eduardo Barrichello	25.996	28	7	Axel Gnos	1:26.813	1:26.881	26
29	91	Eduardo Barrichello	21.982	91	Eduardo Barrichello	38.882	58	Elias Seppanen	25.997	29	91	Eduardo Barrichello	1:26.860	1:27.372	30
30	41	Emidio Pesce	22.006	16	Tommy Smith	38.889	2	Nico Gohler	26.045	30	16	Tommy Smith	1:26.868	1:27.486	31
31	16	Tommy Smith	22.017	7	Axel Gnos	38.929	9	Alexandre Bardinon	26.072	31	2	Nico Gohler	1:26.903	1:27.019	27
32	15	Léna Buhler	22.021	15	Léna Buhler	39.045	15	Léna Buhler	26.313	32	15	Léna Buhler	1:27.379	1:27.503	32
33	2	Nico Gohler	22.068	41	Emidio Pesce	39.096	41	Emidio Pesce	26.369	33	41	Emidio Pesce	1:27.471	1:27.549	33



**Red Bull Ring**  
**Formula Regional Championship by Alpine**  
**Collective Test 1**  
**Best 5 Lap Times**

Cls	N°	Driver	Nat	Cat	Cls	Team	Nat	Vehicle	Best 1		Best 2		Best 3		Best 4		Best 5	
									Time	Lap	Time	Lap	Time	Lap	Time	Lap	Time	Lap
1	26	Grégoire Saucy				ART GRAND PRIX		Formula Alpine	1:25.735	24	1:25.775	25	1:25.812	26	1:25.885	27	1:26.454	22
2	30	Michael Belov				G4 RACING		Formula Alpine	1:25.956	20	1:26.016	21	1:26.025	18	1:26.434	22	1:26.550	17
3	8	William Alatalo				ARDEN		Formula Alpine	1:25.996	20	1:26.123	22	1:26.268	25	1:26.286	19	1:26.670	12
4	1	Paul Aron				PREMA POWERTEAM		Formula Alpine	1:26.029	23	1:26.374	18	1:26.517	7	1:26.520	17	1:26.680	6
5	6	Isack Hadjar		R	1	R-ACE GP		Formula Alpine	1:26.129	16	1:26.203	21	1:26.244	24	1:26.403	14	1:26.716	13
6	64	Mari Boya		R	2	VAN AMERSFOORT		Formula Alpine	1:26.213	21	1:26.454	18	1:26.577	19	1:27.318	23	1:29.861	16
7	12	David Vidales				PREMA POWERTEAM		Formula Alpine	1:26.285	21	1:27.074	9	1:27.103	11	1:28.797	10	1:28.948	18
8	46	Gabriele Mini		R	3	ART GRAND PRIX		Formula Alpine	1:26.293	23	1:26.792	14	1:26.920	10	1:27.084	13	1:28.584	21
9	17	Dino Beganovic		R	4	PREMA POWERTEAM		Formula Alpine	1:26.367	18	1:26.523	20	1:26.588	21	1:26.799	16	1:27.124	6
10	35	Pietro Delli Guanti		R	5	MONOLITE RACING		Formula Alpine	1:26.369	24	1:26.782	17	1:27.360	9	1:27.579	12	1:27.656	8
11	10	Hadrien David				R-ACE GP		Formula Alpine	1:26.374	22	1:26.382	18	1:26.453	21	1:26.456	20	1:26.580	11
12	19	Andrea Rosso		R	6	FA RACING		Formula Alpine	1:26.421	19	1:27.796	4	1:31.571	13	1:32.429	2	1:32.771	3
13	22	Zane Maloney				R-ACE GP		Formula Alpine	1:26.452	22	1:26.507	23	1:26.572	25	1:26.689	14	1:26.801	18
14	5	Patrik Pasma				ART GRAND PRIX		Formula Alpine	1:26.459	22	1:27.208	16	1:27.236	13	1:27.285	14	1:27.396	15
15	96	Oliver Goethe		R	7	MP MOTORSPORT		Formula Alpine	1:26.500	21	1:26.613	22	1:26.756	23	1:26.866	17	1:27.067	11
16	58	Elias Seppanen		R	8	KIC MOTORSPORT		Formula Alpine	1:26.553	23	1:26.819	22	1:26.842	27	1:26.916	21	1:26.941	29
17	51	Francesco Pizzi		R	9	VAN AMERSFOORT		Formula Alpine	1:26.626	19	1:26.702	21	1:26.797	18	1:26.847	9	1:26.855	22
18	11	Gianluca Petecof				KIC MOTORSPORT		Formula Alpine	1:26.629	22	1:26.685	21	1:27.021	20	1:28.352	6	1:28.559	4
19	21	Alex Quinn				ARDEN		Formula Alpine	1:26.635	10	1:26.970	16	1:26.977	7	1:27.156	8	1:27.531	4
20	43	Franco Colapinto				MP MOTORSPORT		Formula Alpine	1:26.653	6	1:27.072	5	1:27.769	4	1:29.777	3	1:32.914	21
21	27	Kas Haverkort		R	10	MP MOTORSPORT		Formula Alpine	1:26.732	20	1:26.920	22	1:27.070	9	1:27.145	7	1:27.680	4
22	33	Ido Cohen				JD MOTORSPORT		Formula Alpine	1:26.755	18	1:27.658	5	1:28.002	10	1:28.768	4	1:28.768	8
23	14	Nicola Marinangeli				ARDEN		Formula Alpine	1:26.768	17	1:27.159	11	1:27.268	23	1:27.460	8	1:28.279	12
24	85	Gabriel Bortoleto		R	11	FA RACING		Formula Alpine	1:26.784	18	1:26.867	20	1:27.165	12	1:27.256	24	1:27.556	11
25	99	José Garfias		R	12	MONOLITE RACING		Formula Alpine	1:26.799	19	1:26.885	21	1:26.902	18	1:27.618	23	1:27.717	8
26	7	Axel Gnos		R	13	G4 RACING		Formula Alpine	1:26.881	24	1:26.956	25	1:27.190	21	1:27.398	23	1:27.552	20
27	2	Nico Gohler		R	14	KIC MOTORSPORT		Formula Alpine	1:27.019	20	1:27.049	19	1:27.187	25	1:27.305	24	1:27.401	22
28	62	Lorenzo Fluxa				VAN AMERSFOORT		Formula Alpine	1:27.023	26	1:27.319	14	1:27.325	19	1:27.607	12	1:27.779	9
29	9	Alexandre Bardinon				FA RACING		Formula Alpine	1:27.032	20	1:27.034	19	1:27.054	23	1:27.266	21	1:27.335	24
30	91	Eduardo Barrichello		R	15	JD MOTORSPORT		Formula Alpine	1:27.372	16	1:27.417	6	1:27.446	11	1:27.600	10	1:27.671	9
31	16	Tommy Smith				JD MOTORSPORT		Formula Alpine	1:27.486	24	1:28.477	5	1:28.687	4	1:28.880	6	1:29.236	9
32	15	Léna Buhler		R	16	R-ACE GP		Formula Alpine	1:27.503	22	1:27.571	23	1:27.658	20	1:27.795	17	1:27.862	18
33	41	Emidio Pesce				DR FORMULA		Formula Alpine	1:27.549	19	1:27.778	17	1:27.836	16	1:27.998	15	1:28.079	9





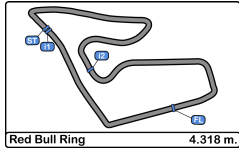
## Red Bull Ring

### Formula Regional Championship by Alpine



#### Collective Test 1

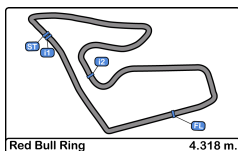
#### Best 5 Top Speeds

Clas	Nº	Driver	Nat	Cat	Cla	Team	Nat	Vehicle	Top 1		Top 2		Top 3		Top 4		Top 5		Avg
									Km/h	Lap	Km/h	Lap	Km/h	Lap	Km/h	Lap	Km/h	Lap	
1	43	Franco Colapinto				MP MOTORSPORT		Formula Alpine	234.2	17	233.7	19	232.7	21	232.7	23	232.2	20	233.1
2	26	Grégoire Saucy				ART GRAND PRIX		Formula Alpine	233.7	23	232.2	7	232.2	24	232.2	25	231.7	12	232.4
3	35	Pietro Delli Guanti		R	1	MONOLITE RACING		Formula Alpine	233.2	18	231.7	20	231.2	23	231.2	24	230.7	19	231.6
4	46	Gabriele Mini		R	2	ART GRAND PRIX		Formula Alpine	233.2	13	230.7	11	230.7	12	230.7	22	230.2	17	231.1
5	10	Hadrien David				R-ACE GP		Formula Alpine	232.7	18	231.7	19	231.7	23	231.2	12	231.2	20	231.7
6	12	David Vidales				PREMA POWERTEAM		Formula Alpine	232.7	6	231.7	19	231.2	18	231.2	21	230.7	5	231.5
7	22	Zane Maloney				R-ACE GP		Formula Alpine	232.7	25	232.2	26	231.2	19	231.2	24	230.7	20	231.6
8	1	Paul Aron				PREMA POWERTEAM		Formula Alpine	232.2	13	232.2	22	230.7	20	229.7	12	229.7	18	230.9
9	62	Lorenzo Fluxa				VAN AMERSFOORT		Formula Alpine	232.2	25	231.7	10	231.7	21	231.2	11	231.2	20	231.6
10	11	Gianluca Petecof				KIC MOTORSPORT		Formula Alpine	231.7	7	230.2	21	230.2	24	230.2	25	229.7	23	230.4
11	99	José Garfías		R	3	MONOLITE RACING		Formula Alpine	231.7	23	230.7	19	230.2	22	229.7	17	229.7	21	230.4
12	5	Patrik Pasma				ART GRAND PRIX		Formula Alpine	231.2	11	230.2	24	229.7	23	229.7	26	229.2	21	230.0
13	6	Isack Hadjar		R	4	R-ACE GP		Formula Alpine	231.2	22	230.7	7	230.2	20	230.2	21	230.2	25	230.5
14	14	Nicola Marinangeli				ARDEN		Formula Alpine	231.2	23	230.2	19	229.7	16	229.7	17	229.2	20	230.0
15	15	Léna Buhler		R	5	R-ACE GP		Formula Alpine	231.2	22	230.7	18	230.2	19	230.2	21	230.2	23	230.5
16	17	Dino Beganovic		R	6	PREMA POWERTEAM		Formula Alpine	231.2	17	230.7	16	230.7	18	230.7	22	230.2	6	230.7
17	30	Michael Belov				G4 RACING		Formula Alpine	231.2	6	231.2	10	230.7	21	230.2	5	230.2	22	230.7
18	64	Mari Boya		R	7	VAN AMERSFOORT		Formula Alpine	231.2	20	230.2	10	229.7	19	229.7	21	229.7	23	230.1
19	85	Gabriel Bortoletto		R	8	FA RACING		Formula Alpine	231.2	25	230.7	18	230.7	24	230.2	20	229.7	12	230.5
20	96	Oliver Goethe		R	9	MP MOTORSPORT		Formula Alpine	231.2	17	230.2	10	229.7	18	229.2	19	229.2	23	229.9
21	8	William Alatalo				ARDEN		Formula Alpine	230.7	23	230.2	19	230.2	20	229.7	18	229.7	24	230.1
22	9	Alexandre Bardoin				FA RACING		Formula Alpine	230.7	19	230.2	20	230.2	24	229.7	21	229.7	22	230.1
23	7	Axel Gnos		R	10	G4 RACING		Formula Alpine	230.2	19	229.2	25	228.8	24	228.3	21	227.8	6	228.9
24	21	Alex Quinn				ARDEN		Formula Alpine	230.2	8	230.2	19	229.2	9	229.2	10	229.2	16	229.6
25	33	Ido Cohen				JD MOTORSPORT		Formula Alpine	230.2	17	229.7	19	229.7	21	229.2	4	229.2	18	229.6
26	51	Francesco Pizzi		R	11	VAN AMERSFOORT		Formula Alpine	230.2	19	229.7	20	229.7	24	229.2	10	229.2	21	229.6
27	58	Elias Seppanen		R	12	KIC MOTORSPORT		Formula Alpine	230.2	29	229.7	22	229.7	23	229.7	26	229.7	28	229.8
28	16	Tommy Smith				JD MOTORSPORT		Formula Alpine	229.7	20	229.2	25	228.8	19	228.8	22	228.8	24	229.1
29	19	Andrea Rosso		R	13	FA RACING		Formula Alpine	229.7	11	229.2	21	229.2	22	228.8	20	228.8	23	229.2
30	41	Emidio Pesce				DR FORMULA		Formula Alpine	229.7	16	229.2	17	229.2	19	228.3	15	228.3	20	229.0
31	2	Nico Gohler		R	14	KIC MOTORSPORT		Formula Alpine	229.2	5	228.8	24	227.8	18	227.8	20	227.8	25	228.3
32	91	Eduardo Barrichello		R	15	JD MOTORSPORT		Formula Alpine	229.2	17	228.8	16	228.8	18	228.3	20	228.3	21	228.7
33	27	Kas Haverkort		R	16	MP MOTORSPORT		Formula Alpine	227.8	22	227.3	8	227.3	18	226.8	7	226.8	16	227.2



Red Bull Ring  
Formula Regional Championship by Alpine  
Collective Test 1  
Fastest Laps Sequence

Lap	Time of Day	Session Time	N°	Driver	Nat	Cat	Team	Nat	Vehicle	Time	Km/h
2	11:49:21.665	3:21.665	5	Patrik Pasma	 FIN		ART GRAND PRIX	 FRA	Formula Alpine	1:36.328	161.3
2	11:49:31.906	3:31.906	1	Paul Aron	 EST		PREMA POWERTEAM	 ITA	Formula Alpine	1:35.376	162.9
2	11:49:49.930	3:49.930	30	Michael Belov	 RUS		G4 RACING	 CHE	Formula Alpine	1:34.187	165.0
2	11:49:51.107	3:51.107	7	Axel Gnos	 CHE	R	G4 RACING	 CHE	Formula Alpine	1:33.614	166.0
2	11:50:21.400	4:21.400	17	Dino Beganovic	 SWE	R	PREMA POWERTEAM	 ITA	Formula Alpine	1:33.175	166.8
2	11:50:22.152	4:22.152	91	Eduardo Barrichello	 BRA	R	JD MOTORSPORT	 ITA	Formula Alpine	1:32.495	168.0
2	11:50:50.014	4:50.014	19	Andrea Rosso	 ITA	R	FA RACING	 ESP	Formula Alpine	1:32.429	168.1
3	11:51:45.364	5:45.364	16	Tommy Smith	 AUS		JD MOTORSPORT	 ITA	Formula Alpine	1:30.858	171.0
3	11:51:51.805	5:51.805	17	Dino Beganovic	 SWE	R	PREMA POWERTEAM	 ITA	Formula Alpine	1:30.405	171.9
3	11:52:18.761	6:18.761	43	Franco Colapinto	 ARG		MP MOTORSPORT	 NLD	Formula Alpine	1:29.777	173.1
4	11:52:28.974	6:28.974	26	Grégoire Saucy	 CHE		ART GRAND PRIX	 FRA	Formula Alpine	1:27.471	177.7
4	11:52:56.640	6:56.640	30	Michael Belov	 RUS		G4 RACING	 CHE	Formula Alpine	1:27.225	178.2
5	11:54:23.812	8:23.812	30	Michael Belov	 RUS		G4 RACING	 CHE	Formula Alpine	1:27.172	178.3
5	11:55:13.602	9:13.602	43	Franco Colapinto	 ARG		MP MOTORSPORT	 NLD	Formula Alpine	1:27.072	178.5
6	11:55:37.603	9:37.603	1	Paul Aron	 EST		PREMA POWERTEAM	 ITA	Formula Alpine	1:26.680	179.3
6	11:56:40.255	10:40.255	43	Franco Colapinto	 ARG		MP MOTORSPORT	 NLD	Formula Alpine	1:26.653	179.3
7	11:57:04.120	11:04.120	1	Paul Aron	 EST		PREMA POWERTEAM	 ITA	Formula Alpine	1:26.517	179.6
14	12:13:34.655	27:34.655	6	Isack Hadjar	 FRA	R	R-ACE GP	 FRA	Formula Alpine	1:26.403	179.9
16	12:16:26.973	30:26.973	6	Isack Hadjar	 FRA	R	R-ACE GP	 FRA	Formula Alpine	1:26.129	180.4
18	12:27:28.233	41:28.233	30	Michael Belov	 RUS		G4 RACING	 CHE	Formula Alpine	1:26.025	180.7
20	12:29:32.178	43:32.178	8	William Alatalo	 FIN		ARDEN	 GBR	Formula Alpine	1:25.996	180.7
24	12:29:33.501	43:33.501	26	Grégoire Saucy	 CHE		ART GRAND PRIX	 FRA	Formula Alpine	1:25.735	181.3



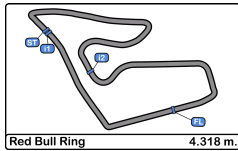
## Red Bull Ring

### Formula Regional Championship by Alpine

#### Collective Test 1

#### Event Best Maximum Speed

N°	Driver	Nat	Cat	Clas	Team	Nat	Vehicle	Km/h	Session
30	Michael Belov				G4 RACING		Formula Alpine	238.4	Collective Test pre-event B
26	Grégoire Saucy				ART GRAND PRIX		Formula Alpine	235.2	Collective Test pre-event B
9	Alexandre Bardion				FA RACING		Formula Alpine	234.7	Collective Test pre-event A
10	Hadrien David				R-ACE GP		Formula Alpine	234.2	Collective Test pre-event B
64	Mari Boya		R	1	VAN AMERSFOORT		Formula Alpine	234.2	Collective Test pre-event B
85	Gabriel Bortoleto		R	2	FA RACING		Formula Alpine	234.2	Collective Test pre-event B
43	Franco Colapinto				MP MOTORSPORT		Formula Alpine	234.2	Collective Test 1
35	Pietro Delli Guanti		R	3	MONOLITE RACING		Formula Alpine	233.7	Collective Test pre-event B
22	Zane Maloney				R-ACE GP		Formula Alpine	233.7	Collective Test pre-event B
12	David Vidales				PREMA POWERTEAM		Formula Alpine	233.2	Collective Test pre-event A
99	José Garfias		R	4	MONOLITE RACING		Formula Alpine	233.2	Collective Test pre-event B
46	Gabriele Mini		R	5	ART GRAND PRIX		Formula Alpine	233.2	Collective Test 1
5	Patrik Pasma				ART GRAND PRIX		Formula Alpine	232.7	Collective Test pre-event B
21	Alex Quinn				ARDEN		Formula Alpine	232.7	Collective Test pre-event B
19	Andrea Rosso		R	6	FA RACING		Formula Alpine	232.2	Collective Test pre-event A
41	Emidio Pesce				DR FORMULA		Formula Alpine	232.2	Collective Test pre-event B
51	Francesco Pizzi		R	7	VAN AMERSFOORT		Formula Alpine	232.2	Collective Test pre-event B
91	Eduardo Barrichello		R	8	JD MOTORSPORT		Formula Alpine	232.2	Collective Test pre-event B
1	Paul Aron				PREMA POWERTEAM		Formula Alpine	232.2	Collective Test 1
62	Lorenzo Fluxa				VAN AMERSFOORT		Formula Alpine	232.2	Collective Test 1
58	Elias Seppanen		R	9	KIC MOTORSPORT		Formula Alpine	231.7	Collective Test pre-event A
8	William Alatalo				ARDEN		Formula Alpine	231.7	Collective Test pre-event A
33	Ido Cohen				JD MOTORSPORT		Formula Alpine	231.7	Collective Test pre-event A
14	Nicola Marinangeli				ARDEN		Formula Alpine	231.7	Collective Test pre-event B
96	Oliver Goethe		R	10	MP MOTORSPORT		Formula Alpine	231.7	Collective Test pre-event B
17	Dino Beganovic		R	11	PREMA POWERTEAM		Formula Alpine	231.7	Collective Test pre-event B
11	Gianluca Petecof				KIC MOTORSPORT		Formula Alpine	231.7	Collective Test 1
2	Nico Gohler		R	12	KIC MOTORSPORT		Formula Alpine	231.2	Collective Test pre-event B
6	Isack Hadjar		R	13	R-ACE GP		Formula Alpine	231.2	Collective Test 1
15	Léna Buhler		R	14	R-ACE GP		Formula Alpine	231.2	Collective Test 1
7	Axel Gnos		R	15	G4 RACING		Formula Alpine	230.7	Collective Test pre-event B
27	Kas Haverkort		R	16	MP MOTORSPORT		Formula Alpine	230.7	Collective Test pre-event B
16	Tommy Smith				JD MOTORSPORT		Formula Alpine	229.7	Collective Test 1



**Red Bull Ring**  
**Formula Regional Championship by Alpine**  
**Collective Test 1**  
**Pit Stop Analysis**

**1** Paul Aron PREMA POWERTEAM  
 Formula Alpine

Nr.	In Day Time	In Time	Out Time	Pit Time	T. Pit Time	Handicap	Penalty
1	11:58:51.853	11:58:51.853	12:01:10.375	2:18.522	2:18.522		
2	12:08:34.786	12:08:34.786	12:19:21.079	10:46.293	13:04.815		

**2** Nico Gohler R KIC MOTORSPORT  
 Formula Alpine

Nr.	In Day Time	In Time	Out Time	Pit Time	T. Pit Time	Handicap	Penalty
1	11:59:42.096	11:59:42.096	12:01:59.511	2:17.415	2:17.415		
2	12:09:22.563	12:09:22.563	12:18:33.794	9:11.231	11:28.646		

**5** Patrik Pasma ART GRAND PRIX  
 Formula Alpine

Nr.	In Day Time	In Time	Out Time	Pit Time	T. Pit Time	Handicap	Penalty
1	11:58:39.969	11:58:39.969	12:01:07.276	2:27.307	2:27.307		
2	12:14:16.028	12:14:16.028	12:20:42.961	6:26.933	8:54.240		

**6** Isack Hadjar R R-ACE GP  
 Formula Alpine

Nr.	In Day Time	In Time	Out Time	Pit Time	T. Pit Time	Handicap	Penalty
1	11:59:23.313	11:59:23.313	12:04:26.282	5:02.969	5:02.969		
2	12:17:56.325	12:17:56.325	12:22:21.294	4:24.969	9:27.938		

**7** Axel Gnos R G4 RACING  
 Formula Alpine

Nr.	In Day Time	In Time	Out Time	Pit Time	T. Pit Time	Handicap	Penalty
1	11:57:35.161	11:57:35.161	12:01:21.655	3:46.494	3:46.494		
2	12:15:00.708	12:15:00.708	12:20:35.194	5:34.486	9:20.980		

**8** William Alatalo ARDEN  
 Formula Alpine

Nr.	In Day Time	In Time	Out Time	Pit Time	T. Pit Time	Handicap	Penalty
1	11:59:33.582	11:59:33.582	12:02:14.467	2:40.885	2:40.885		
2	12:12:34.213	12:12:34.213	12:20:29.737	7:55.524	10:36.409		

**9** Alexandre Bardinon FA RACING  
 Formula Alpine

Nr.	In Day Time	In Time	Out Time	Pit Time	T. Pit Time	Handicap	Penalty
1	11:50:07.513	11:50:07.513	11:51:51.104	1:43.591	1:43.591		
2	11:57:58.176	11:57:58.176	12:01:32.324	3:34.148	5:17.739		
3	12:11:00.120	12:11:00.120	12:16:39.889	5:39.769	10:57.508		

**10** Hadrien David R-ACE GP  
 Formula Alpine

Nr.	In Day Time	In Time	Out Time	Pit Time	T. Pit Time	Handicap	Penalty
1	11:58:57.641	11:58:57.641	12:05:08.456	6:10.815	6:10.815		
2	12:15:29.465	12:15:29.465	12:22:33.986	7:04.521	13:15.336		

**11** Gianluca Petecof KIC MOTORSPORT  
 Formula Alpine

Nr.	In Day Time	In Time	Out Time	Pit Time	T. Pit Time	Handicap	Penalty
1	11:59:31.486	11:59:31.486	12:03:06.272	3:34.786	3:34.786		
2	12:12:06.559	12:12:06.559	12:18:24.387	6:17.828	9:52.614		

**12** David Vidales PREMA POWERTEAM  
 Formula Alpine

Nr.	In Day Time	In Time	Out Time	Pit Time	T. Pit Time	Handicap	Penalty
1	11:58:32.598	11:58:32.598	12:01:12.464	2:39.866	2:39.866		
2	12:08:36.177	12:08:36.177	12:20:22.656	11:46.479	14:26.345		

**14** Nicola Marinangeli ARDEN  
 Formula Alpine

Nr.	In Day Time	In Time	Out Time	Pit Time	T. Pit Time	Handicap	Penalty
1	11:48:38.769	11:48:38.769	11:51:33.337	2:54.568	2:54.568		
2	11:59:46.085	11:59:46.085	12:03:54.838	4:08.753	7:03.321		
3	12:14:19.941	12:14:19.941	12:21:28.095	7:08.154	14:11.475		

**15** Léna Buhler R R-ACE GP  
 Formula Alpine

Nr.	In Day Time	In Time	Out Time	Pit Time	T. Pit Time	Handicap	Penalty
1	11:59:25.783	11:59:25.783	12:02:27.696	3:01.913	3:01.913		
2	12:08:33.116	12:08:33.116	12:18:13.884	9:40.768	12:42.681		

**16** Tommy Smith JD MOTORSPORT  
 Formula Alpine

Nr.	In Day Time	In Time	Out Time	Pit Time	T. Pit Time	Handicap	Penalty
1	11:57:44.386	11:57:44.386	12:01:41.665	3:57.279	3:57.279		
2	12:13:45.775	12:13:45.775	12:19:53.720	6:07.945	10:05.224		

**17** Dino Beganovic R PREMA POWERTEAM  
 Formula Alpine

Nr.	In Day Time	In Time	Out Time	Pit Time	T. Pit Time	Handicap	Penalty
1	11:57:50.872	11:57:50.872	12:01:13.965	3:23.093	3:23.093		
2	12:07:09.275	12:07:09.275	12:19:07.288	11:58.013	15:21.106		

**19** Andrea Rosso R FA RACING  
 Formula Alpine

Nr.	In Day Time	In Time	Out Time	Pit Time	T. Pit Time	Handicap	Penalty
1	11:58:28.342	11:58:28.342	12:02:19.429	3:51.087	3:51.087		
2	12:11:11.574	12:11:11.574	12:18:44.522	7:32.948	11:24.035		

**21** Alex Quinn ARDEN  
 Formula Alpine

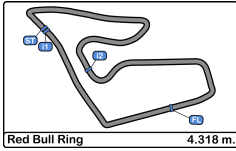
Nr.	In Day Time	In Time	Out Time	Pit Time	T. Pit Time	Handicap	Penalty
1	11:57:46.608	11:57:46.608	12:01:15.484	3:28.876	3:28.876		
2	12:11:48.880	12:11:48.880	12:19:17.584	7:28.704	10:57.580		
3	12:27:08.954	12:27:08.954	12:31:57.673	4:48.719	15:46.299		

**22** Zane Maloney R-ACE GP  
 Formula Alpine

Nr.	In Day Time	In Time	Out Time	Pit Time	T. Pit Time	Handicap	Penalty
1	11:58:53.990	11:58:53.990	12:03:12.296	4:18.306	4:18.306		
2	12:13:40.863	12:13:40.863	12:18:01.354	4:20.491	8:38.797		

**26** Grégoire Saucy ART GRAND PRIX  
 Formula Alpine

Nr.	In Day Time	In Time	Out Time	Pit Time	T. Pit Time	Handicap	Penalty
1	11:58:56.519	11:58:56.519	12:01:08.198	2:11.679	2:11.679		



**Red Bull Ring**  
**Formula Regional Championship by Alpine**  
**Collective Test 1**  
**Pit Stop Analysis**

2	12:14:21.937	12:14:21.937	12:18:48.444	4:26.507	6:38.186		
<b>27</b>	Kas Haverkort		R	MP MOTORSPORT		Formula Alpine	

Nr.	In Day Time	In Time	Out Time	Pit Time	T. Pit Time	Handicap	Penalty
1	11:48:22.075	11:48:22.075	11:52:24.805	4:02.730	4:02.730		
2	11:58:37.838	11:58:37.838	12:04:09.763	5:31.925	9:34.655		
3	12:12:57.643	12:12:57.643	12:19:47.151	6:49.508	16:24.163		

<b>30</b>	Michael Belov			G4 RACING		Formula Alpine	
-----------	---------------	--	--	-----------	--	----------------	--

Nr.	In Day Time	In Time	Out Time	Pit Time	T. Pit Time	Handicap	Penalty
1	11:59:28.537	11:59:28.537	12:01:28.285	1:59.748	1:59.748		
2	12:08:54.054	12:08:54.054	12:19:41.672	10:47.618	12:47.366		

<b>33</b>	Ido Cohen			JD MOTORSPORT		Formula Alpine	
-----------	-----------	--	--	---------------	--	----------------	--

Nr.	In Day Time	In Time	Out Time	Pit Time	T. Pit Time	Handicap	Penalty
1	11:59:00.619	11:59:00.619	12:01:33.385	2:32.766	2:32.766		
2	12:10:40.947	12:10:40.947	12:19:09.559	8:28.612	11:01.378		

<b>35</b>	Pietro Delli Guanti		R	MONOLITE RACING		Formula Alpine	
-----------	---------------------	--	---	-----------------	--	----------------	--

Nr.	In Day Time	In Time	Out Time	Pit Time	T. Pit Time	Handicap	Penalty
1	11:48:30.624	11:48:30.624	11:52:08.037	3:37.413	3:37.413		
2	11:58:26.800	11:58:26.800	12:01:34.350	3:07.550	6:44.963		
3	12:13:48.588	12:13:48.588	12:18:35.686	4:47.098	11:32.061		

<b>41</b>	Emidio Pesce			DR FORMULA		Formula Alpine	
-----------	--------------	--	--	------------	--	----------------	--

Nr.	In Day Time	In Time	Out Time	Pit Time	T. Pit Time	Handicap	Penalty
1	11:58:35.538	11:58:35.538	12:03:25.896	4:50.358	4:50.358		
2	12:09:26.045	12:09:26.045	12:20:18.993	10:52.948	15:43.306		

<b>43</b>	Franco Colapinto			MP MOTORSPORT		Formula Alpine	
-----------	------------------	--	--	---------------	--	----------------	--

Nr.	In Day Time	In Time	Out Time	Pit Time	T. Pit Time	Handicap	Penalty
1	11:58:11.752	11:58:11.752	12:05:00.525	6:48.773	6:48.773		
2	12:12:27.330	12:12:27.330	12:19:31.732	7:04.402	13:53.175		

<b>46</b>	Gabriele Mini		R	ART GRAND PRIX		Formula Alpine	
-----------	---------------	--	---	----------------	--	----------------	--

Nr.	In Day Time	In Time	Out Time	Pit Time	T. Pit Time	Handicap	Penalty
1	11:58:49.814	11:58:49.814	12:01:09.338	2:19.524	2:19.524		
2	12:14:17.126	12:14:17.126	12:20:13.267	5:56.141	8:15.665		

<b>51</b>	Francesco Pizzi		R	VAN AMERSFOORT RACING		Formula Alpine	
-----------	-----------------	--	---	-----------------------	--	----------------	--

Nr.	In Day Time	In Time	Out Time	Pit Time	T. Pit Time	Handicap	Penalty
1	11:48:12.037	11:48:12.037	11:51:01.945	2:49.908	2:49.908		
2	11:59:19.799	11:59:19.799	12:01:16.869	1:57.070	4:46.978		
3	12:12:03.828	12:12:03.828	12:18:53.183	6:49.355	11:36.333		

<b>58</b>	Elias Seppanen		R	KIC MOTORSPORT		Formula Alpine	
-----------	----------------	--	---	----------------	--	----------------	--

Nr.	In Day Time	In Time	Out Time	Pit Time	T. Pit Time	Handicap	Penalty
1	11:59:04.884	11:59:04.884	12:02:10.278	3:05.394	3:05.394		
2	12:13:57.375	12:13:57.375	12:17:32.348	3:34.973	6:40.367		

<b>62</b>	Lorenzo Fluxa			VAN AMERSFOORT RACING		Formula Alpine	
-----------	---------------	--	--	-----------------------	--	----------------	--

Nr.	In Day Time	In Time	Out Time	Pit Time	T. Pit Time	Handicap	Penalty
1	11:48:13.686	11:48:13.686	11:50:30.808	2:17.122	2:17.122		
2	11:58:10.484	11:58:10.484	12:01:36.175	3:25.691	5:42.813		
3	12:14:54.328	12:14:54.328	12:19:59.255	5:04.927	10:47.740		

<b>64</b>	Mari Boya		R	VAN AMERSFOORT RACING		Formula Alpine	
-----------	-----------	--	---	-----------------------	--	----------------	--

Nr.	In Day Time	In Time	Out Time	Pit Time	T. Pit Time	Handicap	Penalty
1	11:48:08.617	11:48:08.617	11:51:17.711	3:09.094	3:09.094		
2	11:58:24.844	11:58:24.844	12:01:20.450	2:55.606	6:04.700		
3	12:13:13.708	12:13:13.708	12:18:22.601	5:08.893	11:13.593		

<b>85</b>	Gabriel Bortoleto		R	FA RACING		Formula Alpine	
-----------	-------------------	--	---	-----------	--	----------------	--

Nr.	In Day Time	In Time	Out Time	Pit Time	T. Pit Time	Handicap	Penalty
1	11:48:21.301	11:48:21.301	11:50:48.113	2:26.812	2:26.812		
2	11:58:33.629	11:58:33.629	12:01:29.185	2:55.556	5:22.368		
3	12:11:54.595	12:11:54.595	12:18:58.389	7:03.794	12:26.162		

<b>91</b>	Eduardo Barrichello		R	JD MOTORSPORT		Formula Alpine	
-----------	---------------------	--	---	---------------	--	----------------	--

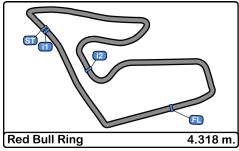
Nr.	In Day Time	In Time	Out Time	Pit Time	T. Pit Time	Handicap	Penalty
1	11:57:52.195	11:57:52.195	12:04:14.437	6:22.242	6:22.242		
2	12:11:45.338	12:11:45.338	12:20:49.934	9:04.596	15:26.838		

<b>96</b>	Oliver Goethe		R	MP MOTORSPORT		Formula Alpine	
-----------	---------------	--	---	---------------	--	----------------	--

Nr.	In Day Time	In Time	Out Time	Pit Time	T. Pit Time	Handicap	Penalty
1	11:59:26.816	11:59:26.816	12:02:03.472	2:36.656	2:36.656		
2	12:10:51.317	12:10:51.317	12:19:34.336	8:43.019	11:19.675		

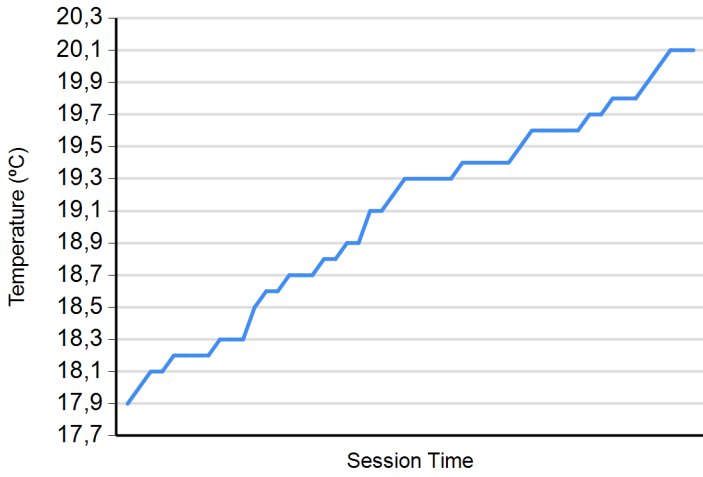
<b>99</b>	José Garfias		R	MONOLITE RACING		Formula Alpine	
-----------	--------------	--	---	-----------------	--	----------------	--

Nr.	In Day Time	In Time	Out Time	Pit Time	T. Pit Time	Handicap	Penalty
1	11:48:37.390	11:48:37.390	11:52:48.604	4:11.214	4:11.214		
2	11:59:35.886	11:59:35.886	12:02:17.447	2:41.561	6:52.775		
3	12:12:41.230	12:12:41.230	12:20:06.439	7:25.209	14:17.984		

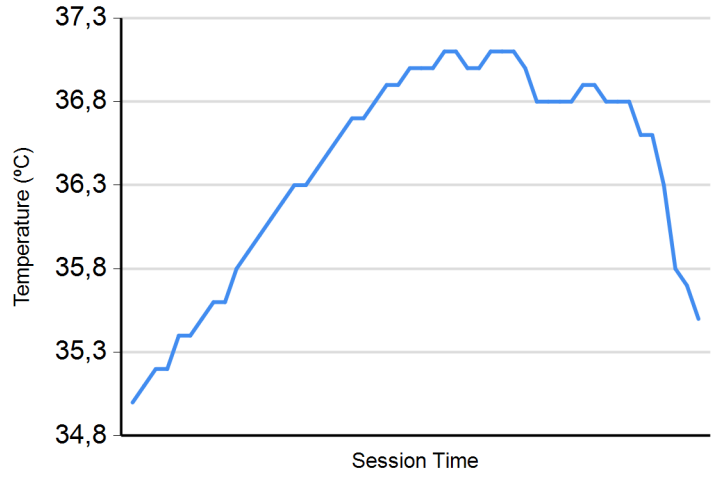


Red Bull Ring  
Formula Regional Championship by Alpine  
Collective Test 1  
Weather Report

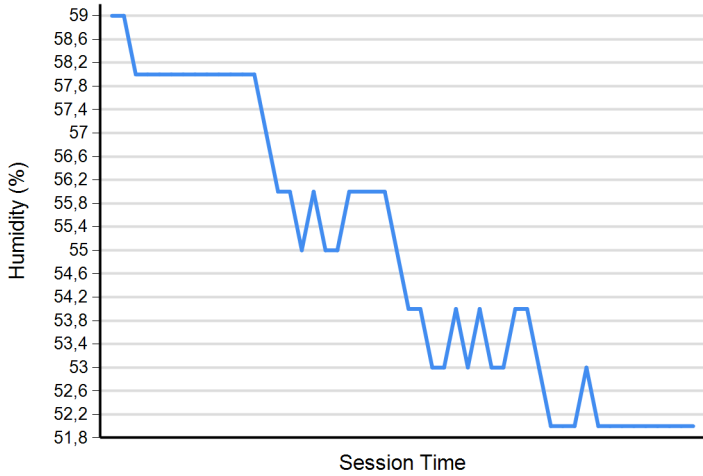
Air Temperature



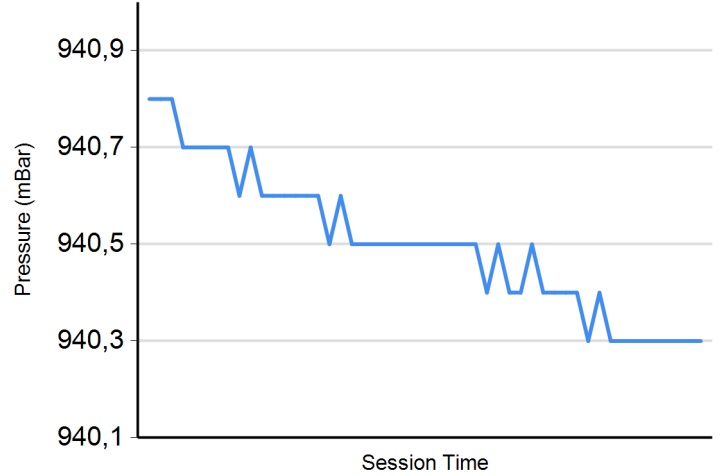
Track Temperature



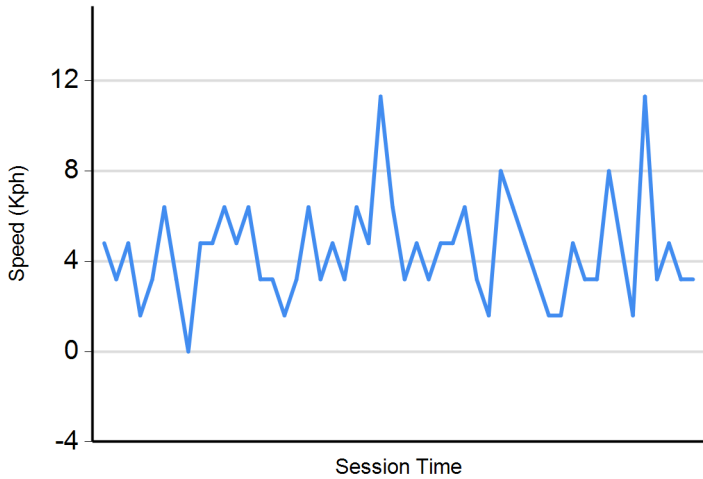
Humidity



Pressure



Wind Speed



Wind direction

North = 0°/360° Est = 90° South = 180° West = 270°

