

Red Bull Ring

Formula Regional Championship by Alpine

Qualifying - 2

Provisional Results

Clas	Nº	Driver	Nat	Cat	Clas	Team	Nat	Vehicle	Laps	Best	Time	Gap	Interval	Km/h
1	43	Franco Colapinto	ARG			MP MOTORSPORT	NLD	Formula Alpine	12	11	1:25.699			181.3
2	26	Grégoire Saucy	CHE			ART GRAND PRIX	FRA	Formula Alpine	12	11	1:25.754	0.055	0.055	181.2
3	85	Gabriel Bortoletto	BRA	R	1	FA RACING	ESP	Formula Alpine	12	11	1:25.927	0.228	0.173	180.9
4	30	Michael Belov	RUS			G4 RACING	CHE	Formula Alpine	13	12	1:26.007	0.308	0.080	180.7
5	10	Hadrien David	FRA			R-ACE GP	FRA	Formula Alpine	12	10	1:26.040	0.341	0.033	180.6
6	22	Zane Maloney	GBR			R-ACE GP	FRA	Formula Alpine	11	10	1:26.057	0.358	0.017	180.6
7	6	Isack Hadjar	FRA	R	2	R-ACE GP	FRA	Formula Alpine	12	11	1:26.085	0.386	0.028	180.5
8	64	Mari Boya	ESP	R	3	VAN AMERSFOORT	NLD	Formula Alpine	12	11	1:26.118	0.419	0.033	180.5
9	35	Pietro Delli Guanti	ITA	R	4	MONOLITE RACING	ITA	Formula Alpine	12	10	1:26.192	0.493	0.074	180.3
10	21	Alex Quinn	GBR			ARDEN	GBR	Formula Alpine	12	7	1:26.193	0.494	0.001	180.3
11	8	William Alatalo	FIN			ARDEN	GBR	Formula Alpine	13	12	1:26.203	0.504	0.010	180.3
12	17	Dino Beganovic	SRB	R	5	PREMA POWERTEAM	ITA	Formula Alpine	11	7	1:26.231	0.532	0.028	180.2
13	46	Gabriele Mini	ITA	R	6	ART GRAND PRIX	FRA	Formula Alpine	12	8	1:26.240	0.541	0.009	180.2
14	51	Francesco Pizzi	ITA	R	7	VAN AMERSFOORT	NLD	Formula Alpine	12	8	1:26.298	0.599	0.058	180.1
15	12	David Vidales	ESP			PREMA POWERTEAM	ITA	Formula Alpine	11	10	1:26.302	0.603	0.004	180.1
16	19	Andrea Rosso	ITA	R	8	FA RACING	ESP	Formula Alpine	12	11	1:26.366	0.667	0.064	179.9
17	11	Gianluca Petecof	BRA			KIC MOTORSPORT	FIN	Formula Alpine	12	9	1:26.426	0.727	0.060	179.8
18	1	Paul Aron	EST			PREMA POWERTEAM	ITA	Formula Alpine	11	7	1:26.428	0.729	0.002	179.8
19	96	Oliver Goethe	DNK	R	9	MP MOTORSPORT	NLD	Formula Alpine	12	10	1:26.441	0.742	0.013	179.8
20	62	Lorenzo Fluxa	ESP			VAN AMERSFOORT	NLD	Formula Alpine	13	11	1:26.505	0.806	0.064	179.6
21	33	Ido Cohen	ISR			JD MOTORSPORT	ITA	Formula Alpine	12	9	1:26.599	0.900	0.094	179.5
22	91	Eduardo Barrichello	BRA	R	10	JD MOTORSPORT	ITA	Formula Alpine	12	11	1:26.643	0.944	0.044	179.4
23	5	Patrik Pasma	FIN			ART GRAND PRIX	FRA	Formula Alpine	12	10	1:26.798	1.099	0.155	179.0
24	16	Tommy Smith	AUS			JD MOTORSPORT	ITA	Formula Alpine	12	11	1:26.803	1.104	0.005	179.0
25	58	Elias Seppanen	FIN	R	11	KIC MOTORSPORT	FIN	Formula Alpine	13	10	1:26.878	1.179	0.075	178.9
26	9	Alexandre Bardinon	FRA			FA RACING	ESP	Formula Alpine	12	11	1:26.901	1.202	0.023	178.8
27	27	Kas Haverkort	NLD	R	12	MP MOTORSPORT	NLD	Formula Alpine	12	10	1:26.921	1.222	0.020	178.8
28	2	Nico Gohler	DEU	R	13	KIC MOTORSPORT	FIN	Formula Alpine	12	8	1:27.051	1.352	0.130	178.5
29	7	Axel Gnos	CHE	R	14	G4 RACING	CHE	Formula Alpine	13	8	1:27.088	1.389	0.037	178.4
30	41	Emidio Pesce	ITA			DR FORMULA	PRT	Formula Alpine	12	11	1:27.228	1.529	0.140	178.2
31	99	José Garfias	MEX	R	15	MONOLITE RACING	ITA	Formula Alpine	13	11	1:27.250	1.551	0.022	178.1
32	14	Nicola Marinangeli	ITA			ARDEN	GBR	Formula Alpine	13	7	1:27.700	2.001	0.450	177.2
33	15	Léna Buhler	CHE	R	16	R-ACE GP	FRA	Formula Alpine	12	9	1:27.753	2.054	0.053	177.1

* PENALTIES

CAR 91 - LAST LAP REMOVED - TRACK LIMITS AT T9

CAR 12- LAST AND CURRENT LAP REMOVED - TRACK LIMITS AT T10

CAR 27- LAST LAP REMOVED - TRACK LIMITS AT T9

CAR 99- LAST AND CURRENT LAP REMOVED - TRACK LIMITS AT T10

CAR 64- LAST LAP REMOVED - TRACK LIMITS AT T9

CAR 33- LAST AND CURRENT LAP REMOVED - TRACK LIMITS AT T10

CAR 11- LAST LAP REMOVED - TRACK LIMITS AT T9

CAR 91 - LAST AND CURRENT LAP REMOVED - TRACK LIMITS AT T10

CAR 14 - LAST AND CURRENT LAP REMOVED - TRACK LIMITS AT T10

CAR 22- LAST AND CURRENT LAP REMOVED - TRACK LIMITS AT T10

CAR 96- LAST AND CURRENT LAP REMOVED - TRACK LIMITS AT T10


Published at:.....

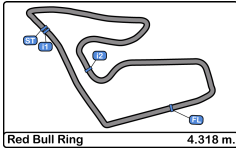
Track Temp: 17.2 °C Air Temp: 13.1 °C Humidity: 92 % Track Status: DRY

Stewards:

Race Director:

Timekeeper:


 Luis Angel Garcia Nuñez
JOB/I-0020-ESP



Red Bull Ring
Formula Regional Championship by Alpine
Qualifying - 2
Provisional Results

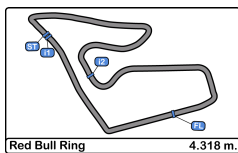
- CAR 9- LAST AND CURRENT LAP REMOVED - TRACK LIMITS AT T10
CAR 21- LAST LAP REMOVED - TRACK LIMITS AT T9
CAR 27- LAST AND CURRENT LAP REMOVED - TRACK LIMITS AT T10
CAR 2/9- LAST AND CURRENT LAP REMOVED - TRACK LIMITS AT T10
CAR 1 / 14 LAST AND CURRENT LAP REMOVED - TRACK LIMITS AT T10
CAR 19- LAST LAP REMOVED - TRACK LIMITS AT T9
CAR 9- LAST LAP REMOVED - TRACK LIMITS AT T9
CAR 11- LAST LAP REMOVED - TRACK LIMITS AT T9
CAR 15- LAST LAP REMOVED - TRACK LIMITS AT T9
CAR 9 - LAST LAP REMOVED - TRACK LIMITS AT T9
CAR 58 LAST AND CURRENT LAP REMOVED - TRACK LIMITS AT T10
CAR 1/14 LAST AND CURRENT LAP REMOVED - TRACK LIMITS AT T10
CAR 5- LAST LAP REMOVED - TRACK LIMITS AT T9
CAR 27/10- LAST LAP REMOVED - TRACK LIMITS

Published at:.....

Track Temp: 17.2 °C Air Temp: 13.1 °C Humidity: 92 % Track Status: DRY

Table with 3 columns: Stewards, Race Director, Timekeeper. Timekeeper entry includes signature and name Luis Angel Garcia Nuñez.





Red Bull Ring
Formula Regional Championship by Alpine
Qualifying - 2
Provisional Results by Category

Red Bull Ring 4.318 m.

Clas	Nº	Driver	Nat	Cat	Clas	Team	Nat	Vehicle	Laps	Best	Time	Gap	Interval	Km/h
1	43	Franco Colapinto		ARG		MP MOTORSPORT		Formula Alpine	12	11	1:25.699			181.3
2	26	Grégoire Saucy		CHE		ART GRAND PRIX		Formula Alpine	12	11	1:25.754	0.055	0.055	181.2
3	30	Michael Belov		RUS		G4 RACING		Formula Alpine	13	12	1:26.007	0.308	0.253	180.7
4	10	Hadrien David		FRA		R-ACE GP		Formula Alpine	12	10	1:26.040	0.341	0.033	180.6
5	22	Zane Maloney		IRL		R-ACE GP		Formula Alpine	11	10	1:26.057	0.358	0.017	180.6
6	21	Alex Quinn		GBR		ARDEN		Formula Alpine	12	7	1:26.193	0.494	0.136	180.3
7	8	William Alatalo		FIN		ARDEN		Formula Alpine	13	12	1:26.203	0.504	0.010	180.3
8	12	David Vidales		ESP		PREMA POWERTEAM		Formula Alpine	11	10	1:26.302	0.603	0.099	180.1
9	11	Gianluca Petecof		BRA		KIC MOTORSPORT		Formula Alpine	12	9	1:26.426	0.727	0.124	179.8
10	1	Paul Aron		EST		PREMA POWERTEAM		Formula Alpine	11	7	1:26.428	0.729	0.002	179.8
11	62	Lorenzo Fluxa		ESP		VAN AMERSFOORT		Formula Alpine	13	11	1:26.505	0.806	0.077	179.6
12	33	Ido Cohen		ISR		JD MOTORSPORT		Formula Alpine	12	9	1:26.599	0.900	0.094	179.5
13	5	Patrik Pasma		FIN		ART GRAND PRIX		Formula Alpine	12	10	1:26.798	1.099	0.199	179.0
14	16	Tommy Smith		AUS		JD MOTORSPORT		Formula Alpine	12	11	1:26.803	1.104	0.005	179.0
15	9	Alexandre Bardinon		FRA		FA RACING		Formula Alpine	12	11	1:26.901	1.202	0.098	178.8
16	41	Emidio Pesce		ITA		DR FORMULA		Formula Alpine	12	11	1:27.228	1.529	0.327	178.2
17	14	Nicola Marinangeli		ITA		ARDEN		Formula Alpine	13	7	1:27.700	2.001	0.472	177.2

Rookie

1	85	Gabriel Bortoleto		BRA	R	1	FA RACING		Formula Alpine	12	11	1:25.927			180.9
2	6	Isack Hadjar		FRA	R	2	R-ACE GP		Formula Alpine	12	11	1:26.085	0.158	0.158	180.5
3	64	Mari Boya		ESP	R	3	VAN AMERSFOORT		Formula Alpine	12	11	1:26.118	0.191	0.033	180.5
4	35	Pietro Delli Guanti		ITA	R	4	MONOLITE RACING		Formula Alpine	12	10	1:26.192	0.265	0.074	180.3
5	17	Dino Beganovic		SWE	R	5	PREMA POWERTEAM		Formula Alpine	11	7	1:26.231	0.304	0.039	180.2
6	46	Gabriele Mini		ITA	R	6	ART GRAND PRIX		Formula Alpine	12	8	1:26.240	0.313	0.009	180.2
7	51	Francesco Pizzi		ITA	R	7	VAN AMERSFOORT		Formula Alpine	12	8	1:26.298	0.371	0.058	180.1
8	19	Andrea Rosso		ITA	R	8	FA RACING		Formula Alpine	12	11	1:26.366	0.439	0.068	179.9
9	96	Oliver Goethe		DNK	R	9	MP MOTORSPORT		Formula Alpine	12	10	1:26.441	0.514	0.075	179.8
10	91	Eduardo Barrichello		BRA	R	10	JD MOTORSPORT		Formula Alpine	12	11	1:26.643	0.716	0.202	179.4
11	58	Elias Seppanen		FIN	R	11	KIC MOTORSPORT		Formula Alpine	13	10	1:26.878	0.951	0.235	178.9
12	27	Kas Haverkort		NLD	R	12	MP MOTORSPORT		Formula Alpine	12	10	1:26.921	0.994	0.043	178.8
13	2	Nico Gohler		BEL	R	13	KIC MOTORSPORT		Formula Alpine	12	8	1:27.051	1.124	0.130	178.5
14	7	Axel Gnos		CHE	R	14	G4 RACING		Formula Alpine	13	8	1:27.088	1.161	0.037	178.4
15	99	José Garfias		MEX	R	15	MONOLITE RACING		Formula Alpine	13	11	1:27.250	1.323	0.162	178.1
16	15	Léna Buhler		CHE	R	16	R-ACE GP		Formula Alpine	12	9	1:27.753	1.826	0.503	177.1

* PENALTIES

CAR 91 - LAST LAP REMOVED - TRACK LIMITS AT T9

CAR 12- LAST AND CURRENT LAP REMOVED - TRACK LIMITS AT T10

CAR 27- LAST LAP REMOVED - TRACK LIMITS AT T9

CAR 99- LAST AND CURRENT LAP REMOVED - TRACK LIMITS AT T10

CAR 64- LAST LAP REMOVED - TRACK LIMITS AT T9

CAR 33- LAST AND CURRENT LAP REMOVED - TRACK LIMITS AT T10

CAR 11- LAST LAP REMOVED - TRACK LIMITS AT T9

CAR 91 - LAST AND CURRENT LAP REMOVED - TRACK LIMITS AT T10

CAR 14 - LAST AND CURRENT LAP REMOVED - TRACK LIMITS AT T10

CAR 22- LAST AND CURRENT LAP REMOVED - TRACK LIMITS AT T10

Published at:.....

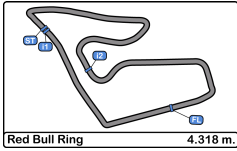
Track Temp: 17.2 °C Air Temp: 13.1 °C Humidity: 92 % Track Status: DRY

Stewards:

Race Director:

Timekeeper:


 Luis Angel Garcia Nuñez
 JOB/I-0020-ESP



Red Bull Ring
Formula Regional Championship by Alpine
Qualifying - 2
Provisional Results by Category

- CAR 96- LAST AND CURRENT LAP REMOVED - TRACK LIMITS AT T10
- CAR 9- LAST AND CURRENT LAP REMOVED - TRACK LIMITS AT T10
- CAR 21- LAST LAP REMOVED - TRACK LIMITS AT T9
- CAR 27- LAST AND CURRENT LAP REMOVED - TRACK LIMITS AT T10
- CAR 2/9- LAST AND CURRENT LAP REMOVED - TRACK LIMITS AT T10
- CAR 1 / 14 LAST AND CURRENT LAP REMOVED - TRACK LIMITS AT T10
- CAR 19- LAST LAP REMOVED - TRACK LIMITS AT T9
- CAR 9- LAST LAP REMOVED - TRACK LIMITS AT T9
- CAR 11- LAST LAP REMOVED - TRACK LIMITS AT T9
- CAR 15- LAST LAP REMOVED - TRACK LIMITS AT T9
- CAR 9 - LAST LAP REMOVED - TRACK LIMITS AT T9
- CAR 58 LAST AND CURRENT LAP REMOVED - TRACK LIMITS AT T10
- CAR 1/14 LAST AND CURRENT LAP REMOVED - TRACK LIMITS AT T10
- CAR 5- LAST LAP REMOVED - TRACK LIMITS AT T9
- CAR 27/10- LAST LAP REMOVED - TRACK LIMITS

Published at:.....

Track Temp: **17.2 °C** Air Temp: **13.1 °C** Humidity: **92 %** Track Status: **DRY**

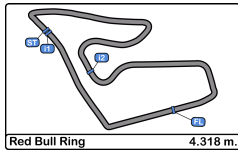
Stewards:

Race Director:

Timekeeper:

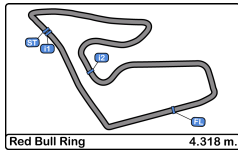

 Luis Angel Garcia Nuñez
 JOB/I-0020-ESP





Red Bull Ring
Formula Regional Championship by Alpine
Qualifying - 2
Lap Analysis

1 Paul Aron Formula Alpine PREMA POWERTEAM							6 Isack Hadjar Formula Alpine R-ACE GP								
Lap	D	Time	Sector 1	Sector 2	Sector 3	T. Spd	Elapsed	Lap	D	Time	Sector 1	Sector 2	Sector 3	T. Spd	Elapsed
1		8:36:58.655	8:35:41.404	48.016	29.235	125.2	8:36:58.655	1		8:35:54.768	8:34:36.665	47.852	30.251	174.4	8:35:54.768
2		1:36.764	23.923	43.233	29.608	167.9	8:38:35.419	2		1:36.000	24.042	43.214	28.744	183.9	8:37:30.768
3		1:29.248	22.748	40.233	26.267	210.5	8:40:04.667	3		1:39.052	23.907	45.083	30.062	189.8	8:39:09.820
4		1:27.878	22.149	39.164	26.565	213.4	8:41:32.545	4		1:30.179	22.558	40.127	27.494	215.5	8:40:39.999
5		1:26.781	22.076	38.866	25.839	215.1	8:42:59.326	5		1:27.200	22.009	39.204	25.987	216.4	8:42:07.199
6		1:26.486	22.001	38.809	25.676	214.7	8:44:25.812	6		1:26.599	21.948	38.869	25.782	216.0	8:43:33.798
7		1:26.428	21.970	38.716	25.742	214.2	8:45:52.240	7		1:26.146	21.823	38.723	25.600	217.3	8:44:59.944
8		1:29.930	21.765	39.287	28.878	216.0	8:47:22.170	8		1:27.730	21.727	39.785	26.218	218.1	8:46:27.674
9		1:26.413	21.982	38.781	25.650	213.4	8:48:48.583	9		1:27.493	21.834	38.591	27.068	215.5	8:47:55.167
10		1:25.966	21.892	38.487	25.587	213.8	8:50:14.549	10		1:27.036	21.774	38.787	26.475	216.4	8:49:22.203
11		1:59.962 P	26.077	48.839	45.046	151.2	8:52:14.511	11		1:26.085	21.789	38.610	25.686	217.7	8:50:48.288
2 Nico Gohler Formula Alpine KIC MOTORSPORT							7 Axel Gnos Formula Alpine G4 RACING								
Lap	D	Time	Sector 1	Sector 2	Sector 3	T. Spd	Elapsed	Lap	D	Time	Sector 1	Sector 2	Sector 3	T. Spd	Elapsed
1		8:34:30.460	8:33:09.457	48.469	32.534	149.1	8:34:30.460	1		8:34:45.884	8:33:27.044	48.530	30.310	176.7	8:34:45.884
2		1:40.353	27.455	43.706	29.192	173.6	8:36:10.813	2		1:34.989	23.760	42.783	28.446	205.3	8:36:20.873
3		1:33.772	23.535	41.792	28.445	203.3	8:37:44.585	3		1:37.238	23.337	43.198	30.703	210.1	8:37:58.111
4		1:41.479	23.367	45.214	32.898	204.5	8:39:26.064	4		1:29.096	22.562	39.887	26.647	212.5	8:39:27.207
5		1:34.946	22.278	40.182	32.486	215.1	8:41:01.010	5		1:30.375	22.154	41.036	27.185	216.4	8:40:57.582
6		1:28.986	22.352	39.205	27.429	214.7	8:42:29.996	6		1:31.330	22.135	41.635	27.560	216.8	8:42:28.912
7		1:27.511	22.088	39.268	26.155	215.5	8:43:57.507	7		1:27.472	22.098	39.250	26.124	216.4	8:43:56.384
8		1:27.051	22.064	38.914	26.073	216.0	8:45:24.558	8		1:27.088	22.062	38.880	26.146	216.0	8:45:23.472
9		1:27.244	22.090	39.050	26.104	215.5	8:46:51.802	9		1:27.259	22.102	39.013	26.144	214.7	8:46:50.731
10		1:28.449	22.054	39.711	26.684	215.5	8:48:20.251	10		1:28.352	22.113	39.550	26.689	213.4	8:48:19.083
11		1:46.309	22.042	56.751	27.516	215.5	8:50:06.560	11		1:27.136	22.140	39.046	25.950	213.8	8:49:46.219
12		1:57.675 P	29.220	45.796	42.659	155.3	8:52:04.235	12		1:27.177	22.038	39.008	26.131	214.2	8:51:13.396
5 Patrik Pasma Formula Alpine ART GRAND PRIX							8 William Alatalo Formula Alpine ARDEN								
Lap	D	Time	Sector 1	Sector 2	Sector 3	T. Spd	Elapsed	Lap	D	Time	Sector 1	Sector 2	Sector 3	T. Spd	Elapsed
1		8:35:47.657	8:34:31.075	46.898	29.684	164.8	8:35:47.657	1		8:34:57.285	8:33:34.863	49.182	33.240	170.8	8:34:57.285
2		1:37.392	25.363	43.835	28.194	178.5	8:37:25.049	2		1:42.638	25.695	47.295	29.648	187.1	8:36:39.923
3		1:37.008	25.804	43.241	27.963	172.2	8:39:02.057	3		1:33.847	22.892	40.667	30.288	212.1	8:38:13.770
4		1:28.889	22.554	39.835	26.500	215.5	8:40:30.946	4		1:35.337	22.461	39.454	33.422	213.8	8:39:49.107
5		1:27.916	22.181	39.420	26.315	215.5	8:41:58.862	5		1:27.437	22.208	39.168	26.061	214.2	8:41:16.544
6		1:27.559	22.152	39.188	26.219	215.5	8:43:26.421	6		1:26.748	22.027	38.887	25.834	216.0	8:42:43.292
7		1:29.531	22.090	41.037	26.404	216.0	8:44:55.952	7		1:26.686	21.992	38.808	25.886	215.5	8:44:09.978
8		1:27.040	22.079	38.895	26.066	216.0	8:46:22.992	8		1:31.135	22.620	42.146	26.369	182.4	8:45:41.113
9		1:27.293	21.988	38.870	26.435	215.5	8:47:50.285	9		1:26.342	21.944	38.689	25.709	215.1	8:47:07.455
10		1:26.798	22.003	38.781	26.014	216.0	8:49:17.083	10		1:26.297	21.906	38.799	25.592	214.7	8:48:33.752
11		1:26.516	21.910	38.710	25.895	216.4	8:50:43.598	11		1:26.312	21.947	38.718	25.647	215.5	8:50:00.064
12		1:51.242 P	26.139	44.843	40.260	151.8	8:52:34.840	12		1:26.203	21.780	38.614	25.809	215.5	8:51:26.267
								13		2:00.635 P	26.673	47.809	46.153	152.7	8:53:26.902



Red Bull Ring
Formula Regional Championship by Alpine
Qualifying - 2
Lap Analysis

9

Alexandre Bardion

Formula Alpine 12

David Vidales

Formula Alpine

FA RACING

PREMA POWERTEAM

Lap	D	Time	Sector 1	Sector 2	Sector 3	T. Spd	Elapsed	Lap	D	Time	Sector 1	Sector 2	Sector 3	T. Spd	Elapsed
1		8:36:12.382	8:34:52.911	49.034	30.437	166.6	8:36:12.382	1		8:37:02.099	8:35:45.475	47.218	29.406	167.7	8:37:02.099
2		1:37.002	25.229	43.597	28.176	202.6	8:37:49.384	2		1:33.692	24.329	41.838	27.525	180.6	8:38:35.791
3		1:40.230	22.903	46.719	30.608	204.9	8:39:29.614	3		1:32.710	22.806	41.810	28.094	212.5	8:40:08.501
4		1:35.209	23.560	41.383	30.266	196.3	8:41:04.823	4		1:27.544	22.250	39.158	26.136	215.1	8:41:36.045
5		1:29.160	22.309	39.302	27.549	215.5	8:42:33.983	5		1:27.562	22.006	39.323	26.233	216.4	8:43:03.607
6		1:27.653	22.089	39.270	26.294	216.0	8:44:01.636	6		1:26.926	22.177	38.838	25.911	215.5	8:44:30.533
7		1:27.329	21.959	39.130	26.240	216.4	8:45:28.965	7		1:26.586	21.932	38.824	25.830	216.0	8:45:57.119
8		1:27.434	22.020	39.123	26.291	216.0	8:46:56.399	8		1:28.218	21.992	39.631	26.595	215.5	8:47:25.337
9		1:27.414	22.042	39.226	26.146	216.0	8:48:23.813	9		1:34.495	25.031	43.377	26.087	167.9	8:48:59.832
10		1:27.051	21.888	39.102	26.061	216.8	8:49:50.864	10		1:26.302	21.998	38.473	25.831	215.1	8:50:26.134
11		1:26.901	21.903	38.920	26.078	216.4	8:51:17.765	11		1:57.248 P	23.676	49.470	44.102	188.4	8:52:23.382
12		1:57.425 P	22.724	45.762	48.939	203.3	8:53:15.190								

10

Hadrien David

Formula Alpine

Nicola Marinangeli

Formula Alpine

R-ACE GP

ARDEN

Lap	D	Time	Sector 1	Sector 2	Sector 3	T. Spd	Elapsed	Lap	D	Time	Sector 1	Sector 2	Sector 3	T. Spd	Elapsed
1		8:35:51.386	8:34:35.506	46.225	29.655	171.1	8:35:51.386	1		8:33:25.034	8:32:07.328	47.408	30.298	180.6	8:33:25.034
2		1:36.662	24.466	43.211	28.985	193.8	8:37:28.048	2		1:48.968	26.019	45.890	37.059	175.8	8:35:14.002
3		1:39.106	24.746	44.750	29.610	177.6	8:39:07.154	3		1:39.710	27.030	44.453	28.227	180.0	8:36:53.712
4		1:29.140	22.274	39.444	27.422	215.1	8:40:36.294	4		1:31.013	23.808	40.382	26.823	210.1	8:38:24.725
5		1:26.785	22.070	38.960	25.755	216.4	8:42:03.079	5		1:28.863	22.401	40.064	26.398	213.4	8:39:53.588
6		1:26.332	21.883	38.792	25.657	217.3	8:43:29.411	6		1:34.464	25.055	43.074	26.335	184.9	8:41:28.052
7		1:28.689	22.669	39.879	26.141	214.7	8:44:58.100	7		1:27.700	22.184	39.298	26.218	214.2	8:42:55.752
8		1:26.281	21.986	38.611	25.684	216.4	8:46:24.381	8		1:27.235	22.072	39.216	25.947	214.7	8:44:22.987
9		1:26.281	21.986	38.611	25.684	216.4	8:46:24.381	9		1:27.049	21.993	39.185	25.871	213.8	8:45:50.036
10		1:28.469	21.895	40.132	26.442	217.3	8:47:52.850	10		1:32.011	21.967	42.832	28.112	213.4	8:47:22.947
11		1:26.040	21.869	38.577	25.594	215.1	8:49:18.890	11		1:26.855	21.954	39.123	25.778	215.1	8:48:49.802
12		1:26.006	21.790	38.659	25.557	217.3	8:50:44.896	12		1:26.555	21.861	38.857	25.837	215.1	8:50:16.357
13		1:59.998 P	29.512	51.761	38.725	118.8	8:52:44.894	13		2:00.479 P	25.083	48.755	46.641	150.8	8:52:16.836

11

Gianluca Petecof

Formula Alpine

Léna Buhler

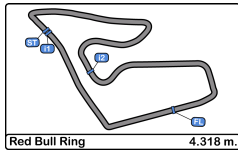
Formula Alpine

KIC MOTORSPORT

Rookie

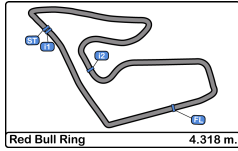
R-ACE GP

Lap	D	Time	Sector 1	Sector 2	Sector 3	T. Spd	Elapsed	Lap	D	Time	Sector 1	Sector 2	Sector 3	T. Spd	Elapsed
1		8:36:06.796	8:34:47.976	48.924	29.896	165.8	8:36:06.796	1		8:35:57.001	8:34:37.414	48.228	31.359	161.4	8:35:57.001
2		1:34.539	24.088	42.265	28.186	202.6	8:37:41.335	2		1:36.148	24.446	43.446	28.256	185.5	8:37:33.149
3		1:36.723	23.684	40.958	32.081	210.9	8:39:18.058	3		1:38.592	23.807	43.933	30.852	184.6	8:39:11.741
4		1:31.159	22.650	40.588	27.921	211.3	8:40:49.217	4		1:33.270	23.023	41.342	28.905	214.7	8:40:45.011
5		1:28.797	22.117	39.729	26.951	216.0	8:42:18.014	5		1:31.343	23.087	40.145	28.111	216.4	8:42:16.354
6		1:27.135	22.095	39.027	26.013	216.4	8:43:45.149	6		1:28.634	22.335	39.666	26.633	215.5	8:43:44.988
7		1:26.960	22.104	38.999	25.857	215.5	8:45:12.109	7		1:29.403	22.594	39.617	27.192	216.4	8:45:14.391
8		1:26.495	21.993	38.732	25.770	215.1	8:46:38.604	8		1:27.806	22.411	39.210	26.185	215.5	8:46:42.197
9		1:26.426	21.933	38.803	25.690	215.1	8:48:05.030	9		1:27.753	22.198	39.414	26.141	213.8	8:48:09.950
10		1:26.452	21.907	38.786	25.759	215.5	8:49:31.482	10		1:27.286	22.124	39.066	26.096	214.7	8:49:37.236
11		1:26.611	22.000	38.821	25.790	215.5	8:50:58.093	11		2:19.749	22.109	39.148	1:18.492	215.1	8:51:56.985
12		2:07.038 P	29.679	53.171	44.188	123.1	8:53:05.131	12		1:50.178 P	23.786	44.533	41.859	195.6	8:53:47.163



Red Bull Ring
Formula Regional Championship by Alpine
Qualifying - 2
Lap Analysis

16 Tommy Smith							Formula Alpine 21 Alex Quinn						
JD MOTORSPORT							ARDEN						
Lap D	Time	Sector 1	Sector 2	Sector 3	T. Spd	Elapsed	Lap D	Time	Sector 1	Sector 2	Sector 3	T. Spd	Elapsed
1	8:36:13.518	8:34:54.471	48.100	30.947	166.6	8:36:13.518	1	8:35:56.271	8:34:38.242	47.784	30.245	156.9	8:35:56.271
2	1:36.675	24.742	43.666	28.267	171.9	8:37:50.193	2	1:35.848	24.452	43.014	28.382	197.8	8:37:32.119
3	1:34.131	23.191	41.979	28.961	214.2	8:39:24.324	3	1:38.799	23.977	44.220	30.602	194.2	8:39:10.918
4	1:37.473	22.847	41.918	32.708	211.3	8:41:01.797	4	1:31.446	22.429	40.359	28.658	213.8	8:40:42.364
5	1:28.976	22.218	39.967	26.791	216.4	8:42:30.773	5	1:27.109	22.166	38.969	25.974	215.1	8:42:09.473
6	1:28.145	22.173	39.441	26.531	216.4	8:43:58.918	6	1:26.390	21.916	38.723	25.751	215.5	8:43:35.863
7	1:27.249	22.088	39.111	26.050	216.0	8:45:26.167	7	1:26.193	21.883	38.613	25.697	216.4	8:45:02.056
8	1:26.929	22.018	38.762	26.149	215.1	8:46:53.096	8	1:26.202	21.837	38.562	25.803	216.4	8:46:28.258
9	1:28.393	22.065	38.958	27.370	215.5	8:48:21.489	9	1:28.319	22.737	39.339	26.243	215.1	8:47:56.577
10	1:27.077	22.090	38.906	26.081	215.5	8:49:48.566	10	1:27.185	21.831	38.574	26.780	216.8	8:49:23.762
11	1:26.803	21.983	38.718	26.102	215.1	8:51:15.369	11	1:26.223	21.819	38.614	25.790	216.0	8:50:49.985
12	2:02.136 P	28.274	45.112	48.750	176.7	8:53:17.505	12	2:00.056 P	27.203	51.970	40.883	125.1	8:52:50.041
17 Dino Beganovic							Formula Alpine 22 Zane Maloney						
Rookie PREMA POWERTEAM							R-ACE GP						
Lap D	Time	Sector 1	Sector 2	Sector 3	T. Spd	Elapsed	Lap D	Time	Sector 1	Sector 2	Sector 3	T. Spd	Elapsed
1	8:37:00.628	8:35:46.287	45.569	28.772	158.5	8:37:00.628	1	8:37:03.990	8:35:49.280	45.634	29.076	178.5	8:37:03.990
2	1:35.475	23.876	42.692	28.907	150.0	8:38:36.103	2	1:33.384	23.484	41.687	28.213	183.0	8:38:37.374
3	1:36.473	25.311	41.988	29.174	180.3	8:40:12.576	3	1:33.316	23.317	41.338	28.661	187.5	8:40:10.690
4	1:27.081	22.072	39.073	25.936	216.0	8:41:39.657	4	1:27.196	22.094	39.200	25.902	215.5	8:41:37.886
5	1:26.868	21.940	39.067	25.861	216.8	8:43:06.525	5	1:30.038	22.648	41.255	26.135	214.7	8:43:07.924
6	1:26.454	21.966	38.728	25.760	216.0	8:44:32.979	6	1:26.573	21.903	38.891	25.779	217.3	8:44:34.497
7	1:26.231	21.983	38.669	25.579	215.1	8:45:59.210	7	1:26.188	21.772	38.656	25.760	217.7	8:46:00.685
8	1:26.516	21.913	38.614	25.989	215.1	8:47:25.726	8	1:26.193	21.822	38.666	25.705	216.0	8:47:26.878
9	1:29.437	22.007	41.186	26.244	215.5	8:48:55.163	9	1:26.089	21.760	38.672	25.657	217.7	8:48:52.967
10	1:26.300	21.916	38.719	25.665	215.1	8:50:21.463	10	1:26.057	21.799	38.566	25.692	216.8	8:50:19.024
11	1:56.863 P	26.330	46.558	43.975	164.6	8:52:18.326	11	1:50.015 P	23.679	45.202	41.134	168.7	8:52:09.039
19 Andrea Rosso							Formula Alpine 26 Grégoire Saucy						
Rookie FA RACING							ART GRAND PRIX						
Lap D	Time	Sector 1	Sector 2	Sector 3	T. Spd	Elapsed	Lap D	Time	Sector 1	Sector 2	Sector 3	T. Spd	Elapsed
1	8:36:11.706	8:34:54.400	46.842	30.464	173.9	8:36:11.706	1	8:35:45.668	8:34:28.391	47.368	29.909	169.2	8:35:45.668
2	1:34.683	23.498	42.918	28.267	196.7	8:37:46.389	2	1:38.014	26.448	43.326	28.240	173.6	8:37:23.682
3	1:32.564	22.758	41.834	27.972	213.8	8:39:18.953	3	1:36.984	26.549	42.901	27.534	165.3	8:39:00.666
4	1:31.517	22.462	40.189	28.866	213.8	8:40:50.470	4	1:28.216	22.362	39.530	26.324	215.1	8:40:28.882
5	1:28.781	22.072	39.341	27.368	216.0	8:42:19.251	5	1:27.140	22.151	39.007	25.982	216.0	8:41:56.022
6	1:27.073	22.001	39.124	25.948	216.4	8:43:46.324	6	1:26.668	21.987	38.846	25.835	216.0	8:43:22.690
7	1:27.269	21.921	39.161	26.187	218.1	8:45:13.593	7	1:26.261	21.953	38.622	25.686	216.4	8:44:48.951
8	1:26.493	21.898	38.871	25.724	215.5	8:46:40.086	8	1:26.037	21.898	38.433	25.706	216.0	8:46:14.988
9	1:26.700	21.886	38.927	25.887	215.1	8:48:06.786	9	1:25.884	21.865	38.367	25.652	215.5	8:47:40.872
10	1:26.625	21.898	38.945	25.782	216.0	8:49:33.411	10	1:25.891	21.855	38.368	25.668	216.0	8:49:06.763
11	1:26.366	21.841	38.762	25.763	215.5	8:50:59.777	11	1:25.754	21.820	38.307	25.627	216.4	8:50:32.517
12	2:03.008 P	26.533	47.633	48.842	149.3	8:53:02.785	12	2:00.494 P	27.890	50.763	41.841	144.5	8:52:33.011



Red Bull Ring
Formula Regional Championship by Alpine
Qualifying - 2
Lap Analysis

27

Kas Haverkort

Formula Alpine **35**

Pietro Delli Guanti

Formula Alpine

Rookie

MP MOTORSPORT

Rookie

MONOLITE RACING

Lap	D	Time	Sector 1	Sector 2	Sector 3	T. Spd	Elapsed	Lap	D	Time	Sector 1	Sector 2	Sector 3	T. Spd	Elapsed
1		8:35:53.183	8:34:38.387	45.462	29.334	183.0	8:35:53.183	1		8:34:29.372	8:33:03.347	48.488	37.537	162.8	8:34:29.372
2		1:35.638	23.894	42.978	28.766	169.0	8:37:28.821	2		1:41.018	27.981	43.629	29.408	195.6	8:36:10.390
3		1:39.167	24.722	44.480	29.965	168.2	8:39:07.988	3		1:32.939	23.469	40.961	28.509	215.1	8:37:43.329
4		1:29.249	22.265	39.445	27.539	214.7	8:40:37.237	4		1:40.074	23.485	47.629	28.960	203.0	8:39:23.403
5		1:27.254	22.099	39.077	26.078	215.5	8:42:04.491	5		1:33.517	22.994	41.910	28.613	213.8	8:40:56.920
6		1:27.089	22.036	39.021	26.032	215.5	8:43:31.580	6		1:31.455	21.842	42.424	27.189	219.5	8:42:28.375
7		1:27.399	22.059	38.954	26.386	215.5	8:44:58.979	7		1:27.063	21.816	39.237	26.010	218.6	8:43:55.438
8		1:26.869	22.026	38.905	25.938	216.0	8:46:25.848	8		1:26.483	21.827	38.911	25.745	218.6	8:45:21.921
9		1:27.784	22.032	39.220	26.532	214.7	8:47:53.632	9		1:26.429	21.835	38.812	25.782	217.7	8:46:48.350
10		1:26.921	21.986	38.909	26.026	215.5	8:49:20.553	10		1:26.192	21.745	38.708	25.739	217.7	8:48:14.542
11		1:26.954	22.018	38.922	26.014	214.2	8:50:47.507	11		1:26.232	21.844	38.642	25.746	217.3	8:49:40.774
12		1:58.901 P	27.991	51.260	39.650	119.3	8:52:46.408	12		1:34.893 P	21.677	38.963	34.253	219.9	8:51:15.667

30

Michael Belov

Formula Alpine **41**

Emidio Pesce

Formula Alpine

G4 RACING

DR FORMULA

Lap	D	Time	Sector 1	Sector 2	Sector 3	T. Spd	Elapsed	Lap	D	Time	Sector 1	Sector 2	Sector 3	T. Spd	Elapsed
1		8:31:51.891	8:30:36.912	45.475	29.504	193.2	8:31:51.891	1		8:35:01.494	8:33:43.049	48.294	30.151	173.9	8:35:01.494
2		1:41.376 P	24.357	43.486	33.533	192.5	8:33:33.267	2		1:40.699	24.690	45.591	30.418	198.5	8:36:42.193
3		4:05.488	2:46.479	49.938	29.071	133.9	8:37:38.755	3		1:34.019	23.642	41.654	28.723	205.3	8:38:16.212
4		1:44.000	26.215	49.064	28.721	152.3	8:39:22.755	4		1:35.061	22.880	40.314	31.867	215.1	8:39:51.273
5		1:33.158	23.260	41.822	28.076	206.8	8:40:55.913	5		1:28.691	22.292	39.813	26.586	216.4	8:41:19.964
6		1:31.345	22.106	42.778	26.461	215.5	8:42:27.258	6		1:28.311	22.394	39.483	26.434	216.8	8:42:48.275
7		1:26.967	22.118	38.926	25.923	215.5	8:43:54.225	7		1:27.725	22.141	39.341	26.243	216.4	8:44:16.000
8		1:26.466	21.900	38.888	25.678	216.0	8:45:20.691	8		1:34.894	22.183	40.299	32.412	215.1	8:45:50.894
9		1:26.103	21.919	38.638	25.546	216.0	8:46:46.794	9		1:32.710	22.079	39.805	30.826	216.4	8:47:23.604
10		1:26.089	21.913	38.634	25.542	216.4	8:48:12.883	10		1:27.434	22.068	39.269	26.097	215.5	8:48:51.038
11		1:27.274	21.782	38.557	26.935	216.8	8:49:40.157	11		1:27.228	22.005	39.198	26.025	216.0	8:50:18.266
12		1:26.007	21.843	38.528	25.636	216.8	8:51:06.164	12		2:02.239 P	24.828	50.643	46.768	138.1	8:52:20.505
13		2:03.791 P	26.482	51.282	46.027	144.1	8:53:09.955								

33

Ido Cohen

Formula Alpine

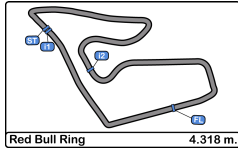
Franco Colapinto

Formula Alpine

JD MOTORSPORT

MP MOTORSPORT

Lap	D	Time	Sector 1	Sector 2	Sector 3	T. Spd	Elapsed	Lap	D	Time	Sector 1	Sector 2	Sector 3	T. Spd	Elapsed
1		8:36:10.166	8:34:54.106	46.526	29.534	178.8	8:36:10.166	1		8:36:05.061	8:34:47.581	47.476	30.004	174.1	8:36:05.061
2		1:42.409	24.447	45.594	32.368	181.8	8:37:52.575	2		1:34.392	23.334	42.103	28.955	212.1	8:37:39.453
3		1:43.866	24.007	48.733	31.126	204.1	8:39:36.441	3		1:32.689	22.932	40.662	29.095	211.3	8:39:12.142
4		1:32.647	22.830	41.147	28.670	212.5	8:41:09.088	4		1:31.480	22.711	40.538	28.231	218.6	8:40:43.622
5		1:28.262	21.951	39.354	26.957	217.7	8:42:11.884	5		1:28.262	21.951	39.354	26.957	217.7	8:42:11.884
6		1:27.437	22.248	39.132	26.057	215.5	8:42:36.525	6		1:26.822	22.027	38.841	25.954	217.3	8:43:38.706
7		1:32.907	22.067	41.561	29.369	216.0	8:44:09.522	7		1:26.311	21.826	38.694	25.791	217.3	8:45:05.017
8		1:26.938	21.990	38.970	25.978	215.1	8:45:36.460	8		1:25.821	21.697	38.492	25.632	217.3	8:46:30.838
9		1:26.852	21.993	39.062	25.797	215.5	8:47:03.312	9		1:26.169	21.668	38.711	25.790	218.1	8:47:57.007
10		1:26.599	21.941	38.843	25.815	215.5	8:48:29.911	10		1:28.393	22.212	39.622	26.559	216.8	8:49:25.400
11		1:28.113	21.881	40.138	26.094	217.3	8:49:58.024	11		1:25.699	21.704	38.414	25.581	217.3	8:50:51.099
12		1:26.760	21.977	38.823	25.960	215.1	8:51:24.784	12		2:02.689 P	27.417	51.450	43.822	134.6	8:52:53.788
13		1:56.589 P	25.570	47.588	43.431	173.0	8:53:21.373								



Red Bull Ring
Formula Regional Championship by Alpine
Qualifying - 2
Lap Analysis

46

Gabriele Mini

Formula Alpine 62

Lorenzo Fluxa

Formula Alpine

Rookie

ART GRAND PRIX

VAN AMERSFOORT RACING

Lap	D	Time	Sector 1	Sector 2	Sector 3	T. Spd	Elapsed	Lap	D	Time	Sector 1	Sector 2	Sector 3	T. Spd	Elapsed
1		8:35:48.905	8:34:32.924	45.681	30.300	175.3	8:35:48.905	1		8:34:40.292	8:33:24.521	46.064	29.707	179.4	8:34:40.292
2		1:37.347	25.183	43.543	28.621	184.9	8:37:26.252	2		1:34.129	23.891	42.107	28.131	193.5	8:36:14.421
3		1:37.912	25.234	42.995	29.683	185.2	8:39:04.164	3		1:33.515	23.506	42.178	27.831	206.1	8:37:47.936
4		1:29.608	22.342	39.444	27.822	215.5	8:40:33.772	4		1:33.200	22.507	42.293	28.400	209.7	8:39:21.136
5		1:27.107	22.056	39.004	26.047	216.0	8:42:00.879	5		1:32.323	22.156	39.848	30.319	217.3	8:40:53.459
6		1:26.662	21.947	38.804	25.911	216.8	8:43:27.541	6		1:27.288	22.038	39.288	25.962	217.3	8:42:20.747
7		1:26.274	21.884	38.646	25.744	217.7	8:44:53.815	7		1:30.383	21.824	41.336	27.223	219.5	8:43:51.130
8		1:26.240	21.863	38.608	25.769	216.8	8:46:20.055	8		1:26.867	21.910	38.927	26.030	216.4	8:45:17.997
9		1:28.631	21.903	39.871	26.857	216.0	8:47:48.686	9		1:26.670	21.918	38.957	25.795	216.0	8:46:44.667
10		1:26.371	21.879	38.752	25.740	214.7	8:49:15.057	10		1:31.936	22.780	43.119	26.037	212.5	8:48:16.603
11		1:26.387	21.886	38.716	25.785	215.5	8:50:41.444	11		1:26.505	21.959	38.787	25.759	216.4	8:49:43.108
12		1:59.537 P	27.838	50.283	41.416	150.6	8:52:40.981	12		1:27.048	21.864	38.817	26.367	216.0	8:51:10.156

51

Francesco Pizzi

Formula Alpine

Mari Boya

Formula Alpine

Rookie

VAN AMERSFOORT RACING

64

Mari Boya

Formula Alpine

Lap	D	Time	Sector 1	Sector 2	Sector 3	T. Spd	Elapsed	Lap	D	Time	Sector 1	Sector 2	Sector 3	T. Spd	Elapsed
1		8:36:07.324	8:34:50.048	47.442	29.834	151.8	8:36:07.324	1		8:36:27.258	8:35:07.999	48.873	30.386	166.9	8:36:27.258
2		1:34.491	24.296	42.306	27.889	196.7	8:37:41.815	2		1:36.566	24.812	43.374	28.380	186.2	8:38:03.824
3		1:33.565	23.616	41.049	28.900	206.5	8:39:15.380	3		1:31.642	23.031	41.094	27.517	210.9	8:39:35.466
4		1:31.631	22.770	40.563	28.298	213.8	8:40:47.011	4		1:32.059	22.758	40.957	28.344	212.5	8:41:07.525
5		1:27.903	22.081	39.409	26.413	216.8	8:42:14.914	5		1:27.407	22.076	39.142	26.189	217.3	8:42:34.932
6		1:27.133	22.027	39.208	25.898	216.8	8:43:42.047	6		1:29.872	21.933	41.704	26.235	218.6	8:44:04.804
7		1:26.650	22.026	38.736	25.888	216.4	8:45:08.697	7		1:26.697	21.962	38.972	25.763	216.4	8:45:31.501
8		1:26.298	21.891	38.658	25.749	216.4	8:46:34.995	8		1:26.241	21.809	38.690	25.742	216.8	8:46:57.742
9		1:26.470	21.879	38.848	25.743	217.3	8:48:01.465	9		1:28.773	21.802	41.248	25.723	217.7	8:48:26.515
10		1:26.696	21.825	38.792	26.079	216.8	8:49:28.161	10		1:26.431	21.843	38.877	25.711	216.8	8:49:52.946
11		1:26.442	21.895	38.833	25.714	216.0	8:50:54.603	11		1:26.118	21.765	38.670	25.683	217.3	8:51:19.064
12		2:12.273 P	28.059	58.785	45.429	109.8	8:53:06.876	12		2:05.357 P	27.925	51.085	46.347	135.8	8:53:24.421

58

Elias Seppanen

Formula Alpine

Gabriel Bortoletto

Formula Alpine

Rookie

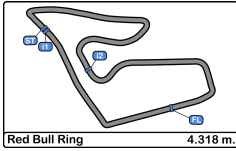
KIC MOTORSPORT

85

Gabriel Bortoletto

Formula Alpine

Lap	D	Time	Sector 1	Sector 2	Sector 3	T. Spd	Elapsed	Lap	D	Time	Sector 1	Sector 2	Sector 3	T. Spd	Elapsed
1		8:34:55.814	8:33:31.520	50.686	33.608	137.4	8:34:55.814	1		8:36:06.099	8:34:49.506	46.666	29.927	176.1	8:36:06.099
2		1:40.358	25.235	45.205	29.918	202.6	8:36:36.172	2		1:33.761	23.453	41.898	28.410	207.2	8:37:39.860
3		1:32.472	23.667	41.420	27.385	205.3	8:38:08.644	3		1:32.761	22.934	41.099	28.728	212.5	8:39:12.621
4		1:33.793	22.820	40.092	30.881	211.7	8:39:42.437	4		1:32.063	22.631	41.093	28.339	218.1	8:40:44.684
5		1:27.935	22.242	39.549	26.144	216.0	8:41:10.372	5		1:28.255	22.234	39.133	26.888	218.1	8:42:12.939
6		1:27.247	21.951	39.353	25.943	218.6	8:42:37.619	6		1:27.095	22.046	38.972	26.077	217.7	8:43:40.034
7		1:29.978	21.941	39.490	28.547	218.1	8:44:07.597	7		1:26.464	21.903	38.763	25.798	217.7	8:45:06.498
8		1:27.049	21.985	39.028	26.036	217.3	8:45:34.646	8		1:26.139	21.829	38.552	25.758	217.7	8:46:32.637
9		1:27.057	22.033	38.991	26.033	216.8	8:47:01.703	9		1:26.195	21.835	38.653	25.707	216.4	8:47:58.832
10		1:26.878	21.957	39.060	25.861	216.4	8:48:28.581	10		1:27.354	21.800	38.832	26.722	217.3	8:49:26.186
11		1:26.728	21.931	38.957	25.840	217.7	8:49:55.309	11		1:25.927	21.741	38.540	25.646	219.0	8:50:52.113
12		1:26.644	21.890	38.865	25.889	216.8	8:51:21.953	12		2:02.928 P	27.098	51.450	44.380	131.7	8:52:55.041
13		1:57.175 P	24.623	48.790	43.762	155.8	8:53:19.128								



Red Bull Ring

Formula Regional Championship by Alpine

Qualifying - 2

Lap Analysis

91 Eduardo Barrichello Formula Alpine
Rookie JD MOTORSPORT

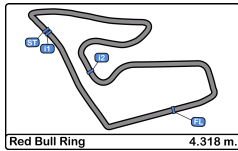
Lap	D	Time	Sector 1	Sector 2	Sector 3	T. Spd	Elapsed
1		8:34:57.837	8:33:35.929	48.803	33.105	146.3	8:34:57.837
2		1:43.211	25.711	47.333	30.167	180.3	8:36:41.048
3		1:33.740	23.238	41.022	29.480	208.4	8:38:14.788
4		1:35.190	22.447	39.653	33.090	214.2	8:39:49.978
5		1:29.344	22.501	39.728	27.115	213.4	8:41:19.322
6		1:27.649	22.351	39.258	26.040	214.2	8:42:46.971
7		1:27.154	22.135	39.090	25.929	214.2	8:44:14.125
8		1:28.214	22.139	39.915	26.160	214.2	8:45:42.339
9		1:26.836	21.983	38.941	25.912	215.5	8:47:09.175
10		1:26.737	21.999	38.948	25.790	215.1	8:48:35.912
11		1:26.643	21.927	38.912	25.804	215.5	8:50:02.555
12		1:38.878 P	22.076	39.310	37.492	215.1	8:51:41.433

96 Oliver Goethe Formula Alpine
Rookie MP MOTORSPORT

Lap	D	Time	Sector 1	Sector 2	Sector 3	T. Spd	Elapsed
1		8:36:05.748	8:34:48.622	47.273	29.853	170.0	8:36:05.748
2		1:34.589	23.658	42.836	28.095	197.4	8:37:40.337
3		1:32.682	23.161	41.231	28.290	204.9	8:39:13.019
4		1:32.110	22.778	40.798	28.534	218.6	8:40:45.129
5		1:28.727	22.634	39.550	26.543	217.3	8:42:13.856
6		1:27.115	21.966	39.172	25.977	219.0	8:43:40.971
7		1:26.604	21.925	38.735	25.944	218.6	8:45:07.575
8		1:26.489	21.830	38.830	25.829	218.6	8:46:34.064
9		1:26.598	21.899	38.741	25.958	216.8	8:48:00.662
10		1:26.441	21.784	38.783	25.874	216.4	8:49:27.103
11		1:26.463	21.802	38.852	25.809	217.3	8:50:53.566
12		2:02.723 P	26.621	50.844	45.258	124.2	8:52:56.289

99 José Garfias Formula Alpine
Rookie MONOLITE RACING

Lap	D	Time	Sector 1	Sector 2	Sector 3	T. Spd	Elapsed
1		8:34:29.877	8:33:05.658	49.071	35.148	151.6	8:34:29.877
2		1:42.671	28.820	44.121	29.730	175.0	8:36:12.548
3		1:34.356	23.547	42.490	28.319	196.3	8:37:46.904
4		1:33.191	22.776	42.088	28.327	202.2	8:39:20.095
5		1:31.984	22.370	39.879	29.735	214.2	8:40:52.079
6		1:27.974	22.260	39.445	26.266	216.8	8:42:20.050
7		1:27.842	22.087	39.433	26.292	217.7	8:43:47.862
8		1:27.501	22.055	39.273	26.173	217.7	8:45:15.363
9		1:28.581	21.958	39.449	27.174	218.6	8:46:43.944
10		1:27.495	22.076	39.260	26.159	215.5	8:48:11.439
11		1:27.250	22.071	39.197	25.982	216.8	8:49:38.689
12		1:27.260	22.005	39.179	26.076	216.4	8:51:05.949
13		2:02.845 P	23.507	52.389	46.949	135.8	8:53:08.794



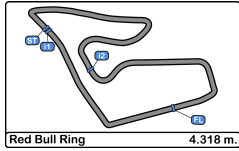
Red Bull Ring

Formula Regional Championship by Alpine

Qualifying - 2

Best Sectors Results

Sector - 1			Sector - 2			Sector - 3			Ideal Lap vs Best Lap						
Clas	Nº	Driver	Time	Nº	Driver	Time	Nº	Driver	Time	Clas	Nº	Driver	Ideal Lap	Best Lap	Clas
1	43	Franco Colapinto	21.668	26	Grégoire Saucy	38.307	30	Michael Belov	25.542	1	43	Franco Colapinto	1:25.663	1:25.699	1
2	35	Pietro Delli Guanti	21.677	43	Franco Colapinto	38.414	10	Hadrien David	25.557	2	26	Grégoire Saucy	1:25.754	1:25.754	2
3	6	Isack Hadjar	21.727	12	David Vidales	38.473	17	Dino Beganovic	25.579	3	1	Paul Aron	1:25.839	1:26.428	18
4	85	Gabriel Bortoleto	21.741	1	Paul Aron	38.487	43	Franco Colapinto	25.581	4	30	Michael Belov	1:25.852	1:26.007	4
5	22	Zane Maloney	21.760	30	Michael Belov	38.528	1	Paul Aron	25.587	5	6	Isack Hadjar	1:25.918	1:26.085	7
6	1	Paul Aron	21.765	85	Gabriel Bortoleto	38.540	8	William Alatalo	25.592	6	10	Hadrien David	1:25.924	1:26.040	5
7	64	Mari Boya	21.765	21	Alex Quinn	38.562	6	Isack Hadjar	25.600	7	85	Gabriel Bortoleto	1:25.927	1:25.927	3
8	8	William Alatalo	21.780	22	Zane Maloney	38.566	26	Grégoire Saucy	25.627	8	22	Zane Maloney	1:25.983	1:26.057	6
9	30	Michael Belov	21.782	10	Hadrien David	38.577	85	Gabriel Bortoleto	25.646	9	8	William Alatalo	1:25.986	1:26.203	11
10	96	Oliver Goethe	21.784	6	Isack Hadjar	38.591	22	Zane Maloney	25.657	10	35	Pietro Delli Guanti	1:26.058	1:26.192	9
11	10	Hadrien David	21.790	46	Gabriele Mini	38.608	64	Mari Boya	25.683	11	21	Alex Quinn	1:26.078	1:26.193	10
12	21	Alex Quinn	21.819	8	William Alatalo	38.614	11	Gianluca Petecof	25.690	12	17	Dino Beganovic	1:26.106	1:26.231	12
13	26	Grégoire Saucy	21.820	17	Dino Beganovic	38.614	21	Alex Quinn	25.697	13	64	Mari Boya	1:26.118	1:26.118	8
14	62	Lorenzo Fluxa	21.824	35	Pietro Delli Guanti	38.642	51	Francesco Pizzi	25.714	14	51	Francesco Pizzi	1:26.197	1:26.298	14
15	51	Francesco Pizzi	21.825	51	Francesco Pizzi	38.658	19	Andrea Rosso	25.724	15	46	Gabriele Mini	1:26.211	1:26.240	13
16	19	Andrea Rosso	21.841	64	Mari Boya	38.670	35	Pietro Delli Guanti	25.739	16	12	David Vidales	1:26.235	1:26.302	15
17	14	Nicola Marinangeli	21.861	5	Patrik Pasma	38.710	46	Gabriele Mini	25.740	17	19	Andrea Rosso	1:26.327	1:26.366	16
18	46	Gabriele Mini	21.863	16	Tommy Smith	38.718	62	Lorenzo Fluxa	25.759	18	96	Oliver Goethe	1:26.328	1:26.441	19
19	33	Ido Cohen	21.881	11	Gianluca Petecof	38.732	14	Nicola Marinangeli	25.778	19	11	Gianluca Petecof	1:26.329	1:26.426	17
20	9	Alexandre Bardinon	21.888	96	Oliver Goethe	38.735	91	Eduardo Barrichello	25.790	20	62	Lorenzo Fluxa	1:26.370	1:26.505	20
21	58	Elias Seppanen	21.890	19	Andrea Rosso	38.762	33	Ido Cohen	25.797	21	14	Nicola Marinangeli	1:26.496	1:27.700	32
22	11	Gianluca Petecof	21.907	62	Lorenzo Fluxa	38.787	96	Oliver Goethe	25.809	22	33	Ido Cohen	1:26.501	1:26.599	21
23	5	Patrik Pasma	21.910	33	Ido Cohen	38.823	12	David Vidales	25.830	23	5	Patrik Pasma	1:26.515	1:26.798	23
24	17	Dino Beganovic	21.913	14	Nicola Marinangeli	38.857	58	Elias Seppanen	25.840	24	58	Elias Seppanen	1:26.595	1:26.878	25
25	91	Eduardo Barrichello	21.927	58	Elias Seppanen	38.865	5	Patrik Pasma	25.895	25	91	Eduardo Barrichello	1:26.629	1:26.643	22
26	12	David Vidales	21.932	7	Axel Gnos	38.880	27	Kas Haverkort	25.938	26	16	Tommy Smith	1:26.751	1:26.803	24
27	99	José Garfias	21.958	27	Kas Haverkort	38.905	7	Axel Gnos	25.950	27	27	Kas Haverkort	1:26.829	1:26.921	27
28	16	Tommy Smith	21.983	91	Eduardo Barrichello	38.912	99	José Garfias	25.982	28	7	Axel Gnos	1:26.868	1:27.088	29
29	27	Kas Haverkort	21.986	2	Nico Gohler	38.914	41	Emidio Pesce	26.025	29	9	Alexandre Bardinon	1:26.869	1:26.901	26
30	41	Emidio Pesce	22.005	9	Alexandre Bardinon	38.920	16	Tommy Smith	26.050	30	2	Nico Gohler	1:27.029	1:27.051	28
31	7	Axel Gnos	22.038	15	Léna Buhler	39.066	9	Alexandre Bardinon	26.061	31	99	José Garfias	1:27.119	1:27.250	31
32	2	Nico Gohler	22.042	99	José Garfias	39.179	2	Nico Gohler	26.073	32	41	Emidio Pesce	1:27.228	1:27.228	30
33	15	Léna Buhler	22.109	41	Emidio Pesce	39.198	15	Léna Buhler	26.096	33	15	Léna Buhler	1:27.271	1:27.753	33



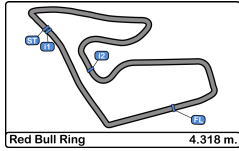
Red Bull Ring

Formula Regional Championship by Alpine

Qualifying - 2

Best 5 Lap Times

Cls	N°	Driver	Nat	Cat	Cls	Team	Nat	Vehicle	Best 1		Best 2		Best 3		Best 4		Best 5	
									Time	Lap	Time	Lap	Time	Lap	Time	Lap	Time	Lap
1	43	Franco Colapinto				MP MOTORSPORT		Formula Alpine	1:25.699	11	1:25.821	8	1:26.169	9	1:26.311	7	1:26.822	6
2	26	Grégoire Saucy				ART GRAND PRIX		Formula Alpine	1:25.754	11	1:25.884	9	1:25.891	10	1:26.037	8	1:26.261	7
3	85	Gabriel Bortoleto		R	1	FA RACING		Formula Alpine	1:25.927	11	1:26.139	8	1:26.195	9	1:26.464	7	1:27.095	6
4	30	Michael Belov				G4 RACING		Formula Alpine	1:26.007	12	1:26.089	10	1:26.103	9	1:26.466	8	1:26.967	7
5	10	Hadrien David				R-ACE GP		Formula Alpine	1:26.040	10	1:26.281	8	1:26.332	6	1:26.785	5	1:28.469	9
6	22	Zane Maloney				R-ACE GP		Formula Alpine	1:26.057	10	1:26.089	9	1:26.193	8	1:27.196	4	1:30.038	5
7	6	Isack Hadjar		R	2	R-ACE GP		Formula Alpine	1:26.085	11	1:26.146	7	1:26.599	6	1:27.036	10	1:27.200	5
8	64	Mari Boya		R	3	VAN AMERSFOORT		Formula Alpine	1:26.118	11	1:26.241	8	1:26.431	10	1:26.697	7	1:28.773	9
9	35	Pietro Delli Guanti		R	4	MONOLITE RACING		Formula Alpine	1:26.192	10	1:26.232	11	1:26.429	9	1:26.483	8	1:27.063	7
10	21	Alex Quinn				ARDEN		Formula Alpine	1:26.193	7	1:26.223	11	1:26.390	6	1:27.109	5	1:27.185	10
11	8	William Alatalo				ARDEN		Formula Alpine	1:26.203	12	1:26.297	10	1:26.312	11	1:26.342	9	1:26.686	7
12	17	Dino Beganovic		R	5	PREMA POWERTEAM		Formula Alpine	1:26.231	7	1:26.300	10	1:26.454	6	1:26.516	8	1:26.868	5
13	46	Gabriele Mini		R	6	ART GRAND PRIX		Formula Alpine	1:26.240	8	1:26.274	7	1:26.371	10	1:26.387	11	1:26.662	6
14	51	Francesco Pizzi		R	7	VAN AMERSFOORT		Formula Alpine	1:26.298	8	1:26.442	11	1:26.470	9	1:26.650	7	1:26.696	10
15	12	David Vidales				PREMA POWERTEAM		Formula Alpine	1:26.302	10	1:26.586	7	1:26.926	6	1:28.218	8	1:32.710	3
16	19	Andrea Rosso		R	8	FA RACING		Formula Alpine	1:26.366	11	1:26.493	8	1:27.073	6	1:27.269	7	1:28.781	5
17	11	Gianluca Petecof				KIC MOTORSPORT		Formula Alpine	1:26.426	9	1:26.495	8	1:26.611	11	1:26.960	7	1:28.797	5
18	1	Paul Aron				PREMA POWERTEAM		Formula Alpine	1:26.428	7	1:26.486	6	1:26.781	5	1:27.878	4	1:29.248	3
19	96	Oliver Goethe		R	9	MP MOTORSPORT		Formula Alpine	1:26.441	10	1:26.463	11	1:26.598	9	1:27.115	6	1:28.727	5
20	62	Lorenzo Fluxa				VAN AMERSFOORT		Formula Alpine	1:26.505	11	1:26.670	9	1:26.867	8	1:27.048	12	1:27.288	6
21	33	Ido Cohen				JD MOTORSPORT		Formula Alpine	1:26.599	9	1:26.760	11	1:26.852	8	1:26.938	7	1:28.113	10
22	91	Eduardo Barrichello		R	10	JD MOTORSPORT		Formula Alpine	1:26.643	11	1:26.737	10	1:26.836	9	1:27.649	6	1:33.740	3
23	5	Patrik Pasma				ART GRAND PRIX		Formula Alpine	1:26.798	10	1:27.040	8	1:27.293	9	1:27.559	6	1:27.916	5
24	16	Tommy Smith				JD MOTORSPORT		Formula Alpine	1:26.803	11	1:26.929	8	1:27.077	10	1:27.249	7	1:28.145	6
25	58	Elias Seppanen		R	11	KIC MOTORSPORT		Formula Alpine	1:26.878	10	1:27.049	8	1:27.057	9	1:27.247	6	1:27.935	5
26	9	Alexandre Bardinon				FA RACING		Formula Alpine	1:26.901	11	1:27.653	6	1:29.160	5	1:35.209	4	1:37.002	2
27	27	Kas Haverkort		R	12	MP MOTORSPORT		Formula Alpine	1:26.921	10	1:27.089	6	1:27.784	9	1:29.249	4	1:35.638	2
28	2	Nico Gohler		R	13	KIC MOTORSPORT		Formula Alpine	1:27.051	8	1:27.511	7	1:28.986	6	1:33.772	3	1:34.946	5
29	7	Axel Gnos		R	14	G4 RACING		Formula Alpine	1:27.088	8	1:27.136	11	1:27.177	12	1:27.259	9	1:27.472	7
30	41	Emidio Pesce				DR FORMULA		Formula Alpine	1:27.228	11	1:27.434	10	1:27.725	7	1:28.311	6	1:28.691	5
31	99	José Garfias		R	15	MONOLITE RACING		Formula Alpine	1:27.250	11	1:27.260	12	1:27.495	10	1:27.501	8	1:28.581	9
32	14	Nicola Marinangeli				ARDEN		Formula Alpine	1:27.700	7	1:28.863	5	1:31.013	4	1:34.464	6	1:39.710	3
33	15	Léna Buhler		R	16	R-ACE GP		Formula Alpine	1:27.753	9	1:27.806	8	1:28.634	6	1:29.403	7	1:31.343	5



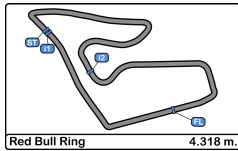
Red Bull Ring

Formula Regional Championship by Alpine

Qualifying - 2

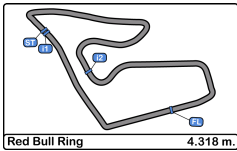
Best 5 Top Speeds

Clas	Nº	Driver	Nat	Cat	Cla	Team	Nat	Vehicle	Top 1		Top 2		Top 3		Top 4		Top 5		Avg	
									Km/h	Lap	Km/h	Lap	Km/h	Lap	Km/h	Lap	Km/h	Lap		
1	35	Pietro Delli Guanti		ITA	R	1	MONOLITE RACING		Formula Alpine	219.9	12	219.5	6	218.6	7	218.6	8	217.7	9	218.8
2	62	Lorenzo Fluxa		ESP			VAN AMERSFOORT		Formula Alpine	219.5	7	217.3	5	217.3	6	216.4	8	216.4	11	217.3
3	85	Gabriel Bortoleto		BRA	R	2	FA RACING		Formula Alpine	219.0	11	218.1	4	218.1	5	217.7	6	217.7	7	218.1
4	96	Oliver Goethe		DNK	R	3	MP MOTORSPORT		Formula Alpine	219.0	6	218.6	4	218.6	7	218.6	8	217.3	5	218.4
5	43	Franco Colapinto		ARG			MP MOTORSPORT		Formula Alpine	218.6	4	218.1	9	217.7	5	217.3	6	217.3	7	217.8
6	58	Elias Seppanen		FIN	R	4	KIC MOTORSPORT		Formula Alpine	218.6	6	218.1	7	217.7	11	217.3	8	216.8	9	217.7
7	64	Mari Boya		ESP	R	5	VAN AMERSFOORT		Formula Alpine	218.6	6	217.7	9	217.3	5	217.3	11	216.8	8	217.5
8	99	José Garfias		MEX	R	6	MONOLITE RACING		Formula Alpine	218.6	9	217.7	7	217.7	8	216.8	6	216.8	11	217.5
9	6	Isack Hadjar		FRA	R	7	R-ACE GP		Formula Alpine	218.1	8	217.7	11	217.3	7	216.4	5	216.4	10	217.2
10	19	Andrea Rosso		ITA	R	8	FA RACING		Formula Alpine	218.1	7	216.4	6	216.0	5	216.0	10	215.5	8	216.4
11	22	Zane Maloney		GBR			R-ACE GP		Formula Alpine	217.7	7	217.7	9	217.3	6	216.8	10	216.0	8	217.1
12	46	Gabriele Mini		ITA	R	9	ART GRAND PRIX		Formula Alpine	217.7	7	216.8	6	216.8	8	216.0	5	216.0	9	216.6
13	10	Hadrien David		FRA			R-ACE GP		Formula Alpine	217.3	6	217.3	9	217.3	11	216.4	5	216.4	8	216.9
14	33	Ido Cohen		ISR			JD MOTORSPORT		Formula Alpine	217.3	10	216.0	6	215.5	5	215.5	8	215.5	9	216.0
15	51	Francesco Pizzi		ITA	R	10	VAN AMERSFOORT		Formula Alpine	217.3	9	216.8	5	216.8	6	216.8	10	216.4	7	216.8
16	7	Axel Gnos		CHE	R	11	G4 RACING		Formula Alpine	216.8	6	216.4	5	216.4	7	216.0	8	214.7	9	216.0
17	9	Alexandre Bardino		FRA			FA RACING		Formula Alpine	216.8	10	216.4	7	216.4	11	216.0	6	216.0	8	216.3
18	17	Dino Beganovic		SWE	R	12	PREMA POWERTEAM		Formula Alpine	216.8	5	216.0	4	216.0	6	215.5	9	215.1	7	215.9
19	21	Alex Quinn		GBR			ARDEN		Formula Alpine	216.8	10	216.4	7	216.4	8	216.0	11	215.5	6	216.2
20	30	Michael Belov		RUS			G4 RACING		Formula Alpine	216.8	11	216.8	12	216.4	10	216.0	8	216.0	9	216.4
21	41	Emidio Pesce		ITA			DR FORMULA		Formula Alpine	216.8	6	216.4	5	216.4	7	216.4	9	216.0	11	216.4
22	5	Patrik Pasma		FIN			ART GRAND PRIX		Formula Alpine	216.4	11	216.0	7	216.0	8	216.0	10	215.5	4	216.0
23	11	Gianluca Petecof		BRA			KIC MOTORSPORT		Formula Alpine	216.4	6	216.0	5	215.5	7	215.5	10	215.5	11	215.8
24	12	David Vidales		ESP			PREMA POWERTEAM		Formula Alpine	216.4	5	216.0	7	215.5	6	215.5	8	215.1	4	215.7
25	15	Léna Buhler		CHE	R	13	R-ACE GP		Formula Alpine	216.4	5	216.4	7	215.5	6	215.5	8	215.1	11	215.8
26	16	Tommy Smith		AUS			JD MOTORSPORT		Formula Alpine	216.4	5	216.4	6	216.0	7	215.5	9	215.5	10	216.0
27	26	Grégoire Saucy		CHE			ART GRAND PRIX		Formula Alpine	216.4	7	216.4	11	216.0	5	216.0	6	216.0	8	216.1
28	1	Paul Aron		EST			PREMA POWERTEAM		Formula Alpine	216.0	8	215.1	5	214.7	6	214.2	7	213.8	10	214.7
29	2	Nico Gohler		DEU	R	14	KIC MOTORSPORT		Formula Alpine	216.0	8	215.5	7	215.5	9	215.5	10	215.5	11	215.6
30	8	William Alatalo		FIN			ARDEN		Formula Alpine	216.0	6	215.5	7	215.5	11	215.5	12	215.1	9	215.5
31	27	Kas Haverkort		NLD	R	15	MP MOTORSPORT		Formula Alpine	216.0	8	215.5	5	215.5	6	215.5	7	215.5	10	215.6
32	91	Eduardo Barrichello		BRA	R	16	JD MOTORSPORT		Formula Alpine	215.5	9	215.5	11	215.1	10	215.1	12	214.2	4	215.1
33	14	Nicola Marinangeli		ITA			ARDEN		Formula Alpine	215.1	11	215.1	12	214.7	8	214.2	7	213.8	9	214.6



Red Bull Ring
Formula Regional Championship by Alpine
Qualifying - 2
Fastest Laps Sequence

Lap	Time of Day	Session Time	N°	Driver	Nat	Cat	Team	Nat	Vehicle	Time	Km/h
2	8:33:33.267	3:33.267	30	Michael Belov			G4 RACING		Formula Alpine	1:41.376	153.3
2	8:36:10.390	6:10.390	35	Pietro Delli Guanti		R	MONOLITE RACING		Formula Alpine	1:41.018	153.8
2	8:36:10.813	6:10.813	2	Nico Gohler		R	KIC MOTORSPORT		Formula Alpine	1:40.353	154.9
2	8:36:14.421	6:14.421	62	Lorenzo Fluxa			VAN AMERSFOORT		Formula Alpine	1:34.129	165.1
2	8:37:39.860	7:39.860	85	Gabriel Bortoleto		R	FA RACING		Formula Alpine	1:33.761	165.7
3	8:37:43.329	7:43.329	35	Pietro Delli Guanti		R	MONOLITE RACING		Formula Alpine	1:32.939	167.2
3	8:38:08.644	8:08.644	58	Elias Seppanen		R	KIC MOTORSPORT		Formula Alpine	1:32.472	168.1
4	8:38:24.725	8:24.725	14	Nicola Marinangeli			ARDEN		Formula Alpine	1:31.013	170.7
4	8:39:27.207	9:27.207	7	Axel Gnos		R	G4 RACING		Formula Alpine	1:29.096	174.4
5	8:39:53.588	9:53.588	14	Nicola Marinangeli			ARDEN		Formula Alpine	1:28.863	174.9
4	8:40:28.882	10:28.882	26	Grégoire Saucy			ART GRAND PRIX		Formula Alpine	1:28.216	176.2
5	8:41:10.372	11:10.372	58	Elias Seppanen		R	KIC MOTORSPORT		Formula Alpine	1:27.935	176.7
5	8:41:16.544	11:16.544	8	William Alatalo			ARDEN		Formula Alpine	1:27.437	177.7
4	8:41:37.886	11:37.886	22	Zane Maloney			R-ACE GP		Formula Alpine	1:27.196	178.2
4	8:41:39.657	11:39.657	17	Dino Beganovic		R	PREMA POWERTEAM		Formula Alpine	1:27.081	178.5
5	8:42:03.079	12:03.079	10	Hadrien David			R-ACE GP		Formula Alpine	1:26.785	179.1
6	8:42:43.292	12:43.292	8	William Alatalo			ARDEN		Formula Alpine	1:26.748	179.1
6	8:43:22.690	13:22.690	26	Grégoire Saucy			ART GRAND PRIX		Formula Alpine	1:26.668	179.3
6	8:43:27.541	13:27.541	46	Gabriele Mini		R	ART GRAND PRIX		Formula Alpine	1:26.662	179.3
6	8:43:29.411	13:29.411	10	Hadrien David			R-ACE GP		Formula Alpine	1:26.332	180.0
7	8:44:48.951	14:48.951	26	Grégoire Saucy			ART GRAND PRIX		Formula Alpine	1:26.261	180.2
7	8:44:59.944	14:59.944	6	Isack Hadjar		R	R-ACE GP		Formula Alpine	1:26.146	180.4
8	8:46:14.988	16:14.988	26	Grégoire Saucy			ART GRAND PRIX		Formula Alpine	1:26.037	180.6
8	8:46:30.838	16:30.838	43	Franco Colapinto			MP MOTORSPORT		Formula Alpine	1:25.821	181.1
11	8:50:32.517	20:32.517	26	Grégoire Saucy			ART GRAND PRIX		Formula Alpine	1:25.754	181.2
11	8:50:51.099	20:51.099	43	Franco Colapinto			MP MOTORSPORT		Formula Alpine	1:25.699	181.3



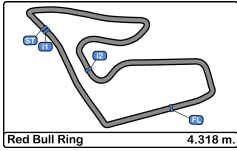
Red Bull Ring

Formula Regional Championship by Alpine

Qualifying - 2

Event Best Maximum Speed

N°	Driver	Nat	Cat	Clas	Team	Nat	Vehicle	Km/h	Session
30	Michael Belov				G4 RACING		Formula Alpine	238.4	Collective Test pre-event B
26	Grégoire Saucy				ART GRAND PRIX		Formula Alpine	235.2	Collective Test pre-event B
9	Alexandre Bardino				FA RACING		Formula Alpine	234.7	Collective Test pre-event A
10	Hadrien David				R-ACE GP		Formula Alpine	234.2	Collective Test pre-event B
64	Mari Boya		R	1	VAN AMERSFOORT		Formula Alpine	234.2	Collective Test pre-event B
85	Gabriel Bortoleto		R	2	FA RACING		Formula Alpine	234.2	Collective Test pre-event B
43	Franco Colapinto				MP MOTORSPORT		Formula Alpine	234.2	Collective Test 1
35	Pietro Delli Guanti		R	3	MONOLITE RACING		Formula Alpine	233.7	Collective Test pre-event B
22	Zane Maloney				R-ACE GP		Formula Alpine	233.7	Collective Test pre-event B
12	David Vidales				PREMA POWERTEAM		Formula Alpine	233.2	Collective Test pre-event A
99	José Garfias		R	4	MONOLITE RACING		Formula Alpine	233.2	Collective Test pre-event B
46	Gabriele Mini		R	5	ART GRAND PRIX		Formula Alpine	233.2	Collective Test pre-event B
5	Patrik Pasma				ART GRAND PRIX		Formula Alpine	232.7	Collective Test pre-event B
21	Alex Quinn				ARDEN		Formula Alpine	232.7	Collective Test pre-event B
19	Andrea Rosso		R	6	FA RACING		Formula Alpine	232.2	Collective Test pre-event A
41	Emidio Pesce				DR FORMULA		Formula Alpine	232.2	Collective Test pre-event B
51	Francesco Pizzi		R	7	VAN AMERSFOORT		Formula Alpine	232.2	Collective Test pre-event B
91	Eduardo Barrichello		R	8	JD MOTORSPORT		Formula Alpine	232.2	Collective Test pre-event B
1	Paul Aron				PREMA POWERTEAM		Formula Alpine	232.2	Collective Test 1
62	Lorenzo Fluxa				VAN AMERSFOORT		Formula Alpine	232.2	Collective Test 1
8	William Alatalo				ARDEN		Formula Alpine	231.7	Collective Test pre-event A
96	Oliver Goethe		R	9	MP MOTORSPORT		Formula Alpine	231.7	Collective Test pre-event A
58	Elias Seppanen		R	10	KIC MOTORSPORT		Formula Alpine	231.7	Collective Test pre-event A
14	Nicola Marinangeli				ARDEN		Formula Alpine	231.7	Collective Test pre-event A
33	Ido Cohen				JD MOTORSPORT		Formula Alpine	231.7	Collective Test pre-event A
17	Dino Beganovic		R	11	PREMA POWERTEAM		Formula Alpine	231.7	Collective Test pre-event B
11	Gianluca Petecof				KIC MOTORSPORT		Formula Alpine	231.7	Collective Test 1
2	Nico Gohler		R	12	KIC MOTORSPORT		Formula Alpine	231.2	Collective Test pre-event B
6	Isack Hadjar		R	13	R-ACE GP		Formula Alpine	231.2	Collective Test 1
15	Léna Buhler		R	14	R-ACE GP		Formula Alpine	231.2	Collective Test 1
7	Axel Gnos		R	15	G4 RACING		Formula Alpine	230.7	Collective Test pre-event B
27	Kas Haverkort		R	16	MP MOTORSPORT		Formula Alpine	230.7	Collective Test pre-event B
16	Tommy Smith				JD MOTORSPORT		Formula Alpine	229.7	Collective Test 1



Red Bull Ring
Formula Regional Championship by Alpine
Qualifying - 2
Pit Stop Analysis

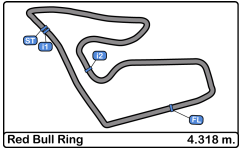
30

Michael Belov

G4 RACING

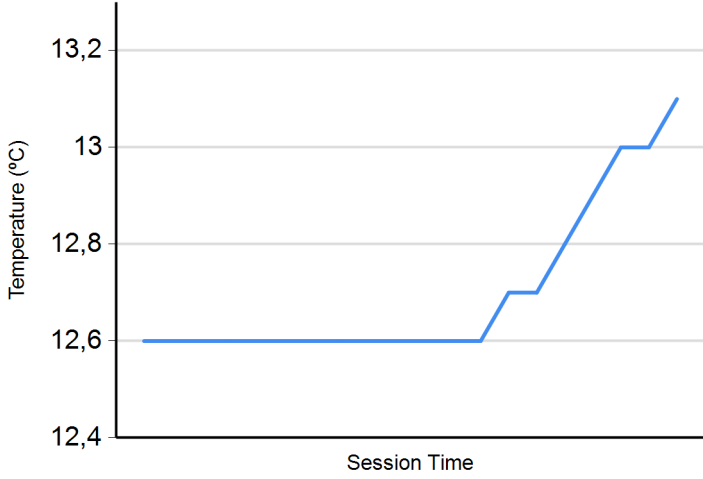
Formula Alpine

Nr.	In Day Time	In Time	Out Time	Pit Time	T. Pit Time	Handicap	Penalty
1	8:33:28.116	8:33:28.116	8:35:53.740	2:25.624	2:25.624		

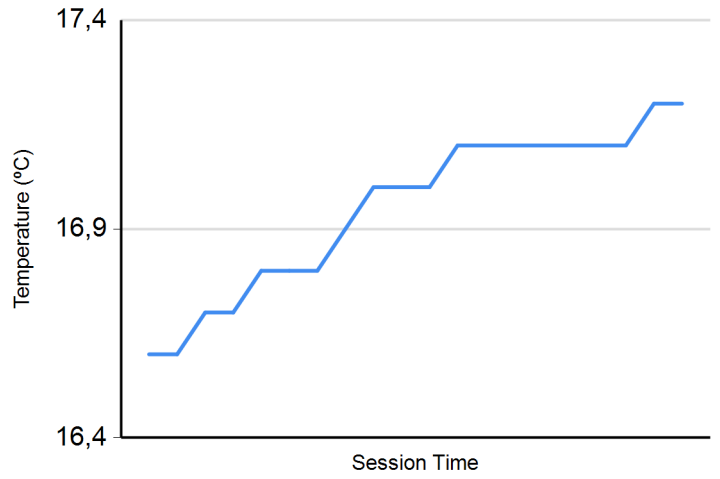


Red Bull Ring
Formula Regional Championship by Alpine
Qualifying - 2
Weather Report

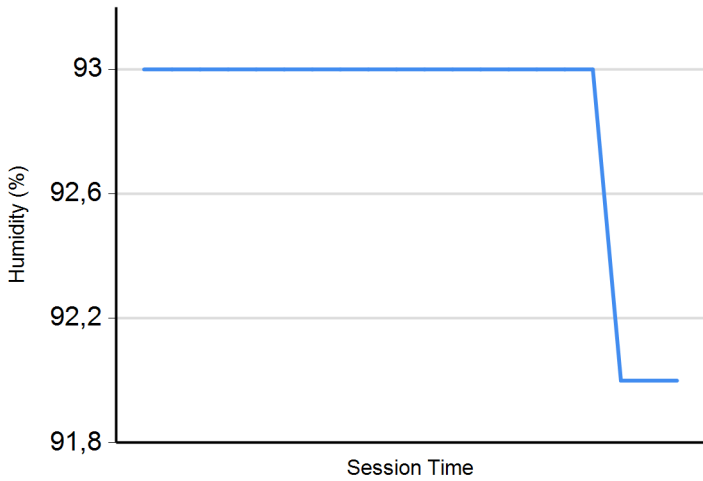
Air Temperature



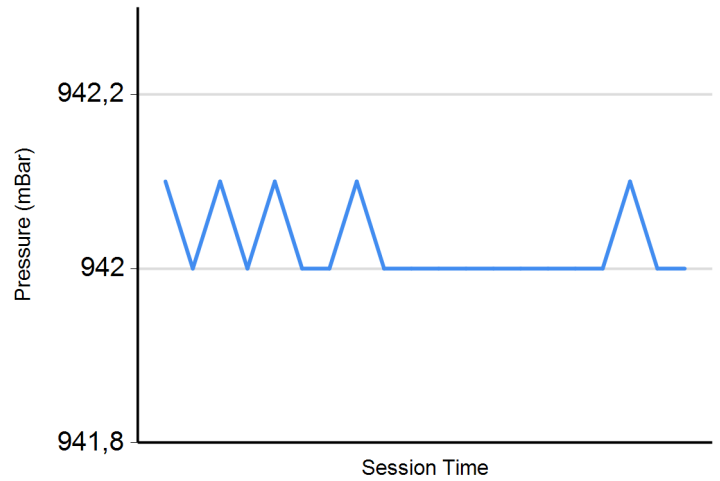
Track Temperature



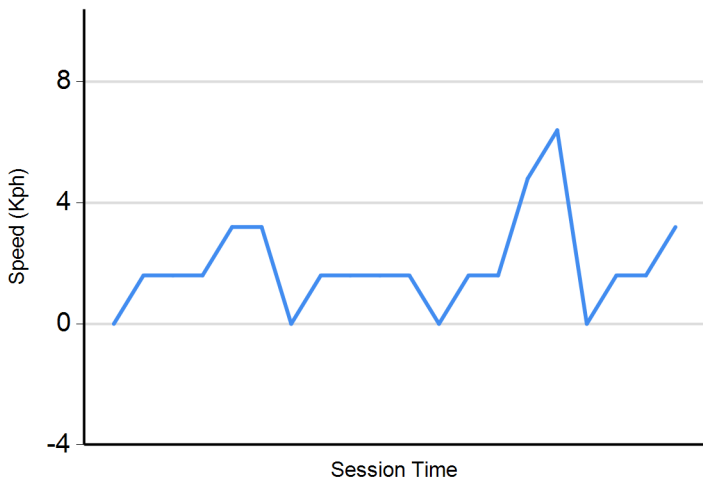
Humidity



Pressure



Wind Speed



Wind direction

North = 0°/360° Est = 90° South = 180° West = 270°

