

**Autodromo Nazionale Monza**  
**Euroformula Open**  
**Free Practice - 1**  
**Provisional Results**



Clas	Nº	Driver	Nat	Cat	Clas	Team	Nat	Vehicle	Laps	Best	Time	Gap	Interval	Km/h
1	15	Enzo Trulli	ITA	R	1	Carlin	GBR	Dallara F320 Spiess	18	17	1:43.758			200.9
2	21	Josh Mason	GBR			Double R Racing	GBR	Dallara F320 HWA	18	17	1:43.988	0.230	0.230	200.5
3	28	Cameron Das	USA			Team Motopark	DEU	Dallara F320 Spiess	19	18	1:44.008	0.250	0.020	200.5
4	52	Christian Mansell	AUS	R	2	Team Motopark	DEU	Dallara F320 Spiess	17	16	1:44.226	0.468	0.218	200.0
5	27	Louis Foster	GBR			CryptoTower Racing Team	JPN	Dallara F320 Spiess	19	16	1:44.515	0.757	0.289	199.5
6	78	Nicolas Pino	CHL	R	3	Drivex	ESP	Dallara F320 HWA	21	17	1:44.639	0.881	0.124	199.3
7	25	Casper Stevenson	GBR	R	4	Van Amersfoort Racing	NLD	Dallara F320 HWA	20	18	1:44.643	0.885	0.004	199.2
8	10	Reshad de Gerus	FRA			Team Motopark	DEU	Dallara F320 Spiess	17	16	1:44.804	1.046	0.161	198.9
9	18	Nazim Azman	MYS			CryptoTower Racing Team	JPN	Dallara F320 Spiess	19	18	1:44.996	1.238	0.192	198.6
10	74	Cem Bolukbasi	TUR			Van Amersfoort Racing	NLD	Dallara F320 HWA	14	10	1:45.158	1.400	0.162	198.3
11	71	Brad Benavides	USA			Carlin	GBR	Dallara F320 Spiess	19	9	1:45.299	1.541	0.141	198.0
12	88	Filip Kaminiarz	POL			CryptoTower Racing Team	JPN	Dallara F320 Spiess	19	15	1:45.418	1.660	0.119	197.8
13	84	Francesco Simonazzi	ITA	R	5	BVM Racing	ITA	Dallara F320 Spiess	12	11	1:45.509	1.751	0.091	197.6
14	35	Enzo Scionti	USA	R	6	Drivex	ESP	Dallara F320 HWA	17	13	1:45.807	2.049	0.298	197.1

**\* PENALTIES**

- CAR 27 TIME 1:58.704 DELETED TRACK LIMITS AT T 11
- CAR 10 TIME 1:48.028 DELETED TRACK LIMITS AT T 10
- CAR 27 TIME 1:50.664 DELETED TRACK LIMITS AT T 10
- CAR 28 TIME 1:50.508 DELETED TRACK LIMITS AT T 10
- CAR 25 TIME 2:26.034 DELETED TRACK LIMITS AT T 11
- CAR 25 TIME 2:26.034 DELETED TRACK LIMITS AT T 11
- CAR 25 TIME 1:47.480 DELETED TRACK LIMITS AT T 11
- CAR 15 TIME 1:55.189 DELETED TRACK LIMITS AT T 11
- CAR 21 TIME 1:47.661 DELETED TRACK LIMITS AT T 11
- CAR 71 TIME 1:49.222 DELETED TRACK LIMITS AT T 11
- CAR 27 TIME 1:50.142 DELETED TRACK LIMITS AT T 11
- CAR 84 TIME 1:45.455 DELETED TRACK LIMITS AT T 11
- CAR 84 TIME 1:46.744 DELETED TRACK LIMITS AT T 11
- CAR 84 TIME 1:45.105 DELETED TRACK LIMITS AT T 11
- CAR 21 TIME 1:46.680 DELETED TRACK LIMITS AT T 11
- CAR 35 TIME 9:06:11.403 DELETED TRACK LIMITS AT T 11
- CAR 15 TIME 1:44.593 DELETED TRACK LIMITS AT T 11
- CAR 25 TIME 1:47.980 DELETED TRACK LIMITS AT T 11
- CAR 21 TIME 1:44.931 DELETED TRACK LIMITS AT T 11
- CAR 35 TIME 9:06:11.403 DELETED TRACK LIMITS AT T 11
- CAR 88 TIME 1:49.805 DELETED TRACK LIMITS AT T 11
- CAR 74 TIME 1:45.162 DELETED TRACK LIMITS AT T 11
- CAR 35 TIME 1:45.303 DELETED TRACK LIMITS AT T 11
- CAR 35 TIME 1:48.581 DELETED TRACK LIMITS AT T 11
- CAR 52 TIME 1:47.527 DELETED TRACK LIMITS AT T 11
- CAR 21 TIME 3:17.690 DELETED TRACK LIMITS AT T 11
- CAR 35 TIME 1:44.921 DELETED TRACK LIMITS AT T 11

Published at:.....

Track Temp: 19.7 °C Air Temp: 16.9 °C Humidity: 88 % Track Status: DRY

Stewards:

Race Director:

Timekeeper:

  
 Luis Angel Garcia Nufez  
 JOB/I-0020-ESP





**Autodromo Nazionale Monza**  
**Euroformula Open**  
**Free Practice - 1**



**Provisional Results by Category**

Clas	Nº	Driver	Nat	Cat	Clas	Team	Nat	Vehicle	Laps	Best	Time	Gap	Interval	Km/h
1	21	Josh Mason	GBR			Double R Racing	GBR	Dallara F320 HWA	18	17	1:43.988			200.5
2	28	Cameron Das	USA			Team Motopark	DEU	Dallara F320 Spiess	19	18	1:44.008	0.020	0.020	200.5
3	27	Louis Foster	GBR			CryptoTower Racing Team	JPN	Dallara F320 Spiess	19	16	1:44.515	0.527	0.507	199.5
4	10	Reshad de Gerus	FRA			Team Motopark	DEU	Dallara F320 Spiess	17	16	1:44.804	0.816	0.289	198.9
5	18	Nazim Azman	MYS			CryptoTower Racing Team	JPN	Dallara F320 Spiess	19	18	1:44.996	1.008	0.192	198.6
6	74	Cem Bolukbasi	TUR			Van Amersfoort Racing	NLD	Dallara F320 HWA	14	10	1:45.158	1.170	0.162	198.3
7	71	Brad Benavides	USA			Carlin	GBR	Dallara F320 Spiess	19	9	1:45.299	1.311	0.141	198.0
8	88	Filip Kaminiarz	POL			CryptoTower Racing Team	JPN	Dallara F320 Spiess	19	15	1:45.418	1.430	0.119	197.8

Rookie														
1	15	Enzo Trulli	ITA	R	1	Carlin	GBR	Dallara F320 Spiess	18	17	1:43.758			200.9
2	52	Christian Mansell	AUS	R	2	Team Motopark	DEU	Dallara F320 Spiess	17	16	1:44.226	0.468	0.468	200.0
3	78	Nicolas Pino	CHL	R	3	Drivex	ESP	Dallara F320 HWA	21	17	1:44.639	0.881	0.413	199.3
4	25	Casper Stevenson	GBR	R	4	Van Amersfoort Racing	NLD	Dallara F320 HWA	20	18	1:44.643	0.885	0.004	199.2
5	84	Francesco Simonazzi	ITA	R	5	BVM Racing	ITA	Dallara F320 Spiess	12	11	1:45.509	1.751	0.866	197.6
6	35	Enzo Scionti	USA	R	6	Drivex	ESP	Dallara F320 HWA	17	13	1:45.807	2.049	0.298	197.1

**\* PENALTIES**

- CAR 27 TIME 1:58.704 DELETED TRACK LIMITS AT T 11
- CAR 10 TIME 1:48.028 DELETED TRACK LIMITS AT T 10
- CAR 27 TIME 1:50.664 DELETED TRACK LIMITS AT T 10
- CAR 28 TIME 1:50.508 DELETED TRACK LIMITS AT T 10
- CAR 25 TIME 2:26.034 DELETED TRACK LIMITS AT T 11
- CAR 25 TIME 2:26.034 DELETED TRACK LIMITS AT T 11
- CAR 25 TIME 1:47.480 DELETED TRACK LIMITS AT T 11
- CAR 15 TIME 1:55.189 DELETED TRACK LIMITS AT T 11
- CAR 21 TIME 1:47.661 DELETED TRACK LIMITS AT T 11
- CAR 71 TIME 1:49.222 DELETED TRACK LIMITS AT T 11
- CAR 27 TIME 1:50.142 DELETED TRACK LIMITS AT T 11
- CAR 84 TIME 1:45.455 DELETED TRACK LIMITS AT T 11
- CAR 84 TIME 1:46.744 DELETED TRACK LIMITS AT T 11
- CAR 84 TIME 1:45.105 DELETED TRACK LIMITS AT T 11
- CAR 21 TIME 1:46.680 DELETED TRACK LIMITS AT T 11
- CAR 35 TIME 9:06:11.403 DELETED TRACK LIMITS AT T 11
- CAR 15 TIME 1:44.593 DELETED TRACK LIMITS AT T 11
- CAR 25 TIME 1:47.980 DELETED TRACK LIMITS AT T 11
- CAR 21 TIME 1:44.931 DELETED TRACK LIMITS AT T 11
- CAR 35 TIME 9:06:11.403 DELETED TRACK LIMITS AT T 11
- CAR 88 TIME 1:49.805 DELETED TRACK LIMITS AT T 11
- CAR 74 TIME 1:45.162 DELETED TRACK LIMITS AT T 11
- CAR 35 TIME 1:45.303 DELETED TRACK LIMITS AT T 11
- CAR 35 TIME 1:48.581 DELETED TRACK LIMITS AT T 11
- CAR 52 TIME 1:47.527 DELETED TRACK LIMITS AT T 11
- CAR 21 TIME 3:17.690 DELETED TRACK LIMITS AT T 11
- CAR 35 TIME 1:44.921 DELETED TRACK LIMITS AT T 11


Published at:.....

Track Temp: 19.7 °C Air Temp: 16.9 °C Humidity: 88 % Track Status: DRY


Stewards:

Race Director:

Timekeeper:

  
 Luis Angel Garcia Nufez  
 JOB/I-0020-ESP





**Autodromo Nazionale Monza**  
**Euroformula Open**  
**Free Practice - 1**  
**Lap Analysis**



10

Reshad de Gerus

Dallara F320 Spiess **18**

Nazim Azman

Dallara F320 Spiess

Team Motopark

CryptoTower Racing Team

Lap	D	Time	Sector 1	Sector 2	Sector 3	T. Spd	Elapsed	Lap	D	Time	Sector 1	Sector 2	Sector 3	T. Spd	Elapsed
1		9:02:54.547	9:01:28.460	44.032	42.055	185.2	9:02:54.547	1		9:02:51.106	9:01:24.962	42.820	43.324	121.0	9:02:51.106
2		1:59.370	38.810	41.262	39.298	205.7	9:04:53.917	2		1:56.498	38.319	39.340	38.839	220.4	9:04:47.604
3		<del>1:49.928</del>	35.279	36.565	36.184	254.1	9:06:41.945	3		1:53.384	35.943	38.531	38.910	248.8	9:06:40.988
4		1:57.149	35.102	36.625	45.422	256.5	9:08:39.094	4		1:48.857	35.506	36.473	36.878	252.9	9:08:29.845
5		1:51.381	38.179	36.729	36.473	256.5	9:10:30.475	5		1:53.507	35.419	39.729	38.359	251.1	9:10:23.352
6		1:49.072	35.203	36.628	37.241	251.1	9:12:19.547	6		1:47.912	35.410	36.094	36.408	252.3	9:12:11.264
7		1:45.903	34.931	35.371	35.601	257.1	9:14:05.450	7		1:50.951	35.302	38.113	37.536	250.5	9:14:02.215
8		1:48.085	35.025	35.671	37.389	254.1	9:15:53.535	8		1:47.123	35.002	35.844	36.277	254.7	9:15:49.338
9		1:45.969	34.844	35.017	36.108	255.3	9:17:39.504	9		1:49.931	35.274	37.782	36.875	250.5	9:17:39.269
10		1:57.959 P	36.555	35.577	45.827	216.8	9:19:37.463	10		1:56.977 P	35.016	35.955	46.006	256.5	9:19:36.246
11		9:05.773	7:46.505	39.183	40.085	191.4	9:28:43.236	11		7:49.268	6:30.417	39.873	38.978	141.1	9:27:25.514
12		2:00.385 P	36.782	37.832	45.771	221.3	9:30:43.621	12		1:57.346	37.441	42.538	37.367	230.7	9:29:22.860
13		2:24.202	1:04.587	40.055	39.560	192.1	9:33:07.823	13		1:50.278	35.293	37.022	37.963	251.1	9:31:13.138
14		1:45.307	34.829	35.036	<b>35.442</b>	256.5	9:34:53.130	14		1:46.541	34.850	35.697	35.994	254.7	9:32:59.679
15		1:47.006	34.674	35.393	36.939	254.1	9:36:40.136	15		1:49.379	35.018	36.600	37.761	251.1	9:34:49.058
16		<b>1:44.804</b>	<b>34.418</b>	<b>34.862</b>	35.524	258.3	9:38:24.940	16		1:45.570	34.738	35.177	35.655	255.3	9:36:34.628
17		1:54.586 P	34.833	35.452	44.301	251.7	9:40:19.526	17		2:05.022	34.855	45.416	44.751	251.7	9:38:39.650
18		<b>1:44.996</b>	<b>34.606</b>	<b>35.016</b>	<b>35.374</b>	257.1	9:40:24.646	18		<b>1:44.996</b>	<b>34.606</b>	<b>35.016</b>	<b>35.374</b>	257.1	9:40:24.646
19		1:56.380 P	34.978	36.294	45.108	254.1	9:42:21.026	19		1:56.380 P	34.978	36.294	45.108	254.1	9:42:21.026

15

Enzo Trulli

Dallara F320 Spiess

Josh Mason

Dallara F320 HWA

Rookie

Carlin

Lap	D	Time	Sector 1	Sector 2	Sector 3	T. Spd	Elapsed	Lap	D	Time	Sector 1	Sector 2	Sector 3	T. Spd	Elapsed
1		9:04:19.475	9:02:55.829	42.562	41.084	136.8	9:04:19.475	1		9:02:26.120	9:01:05.574	40.644	39.902	152.7	9:02:26.120
2		1:54.666	40.143	37.422	37.101	205.3	9:06:14.141	2		1:54.728	39.045	38.271	37.412	221.7	9:04:20.848
3		1:47.601	35.213	35.584	36.804	254.1	9:08:01.742	3		1:50.754	37.191	37.147	36.416	222.6	9:06:11.602
4		1:45.748	34.859	34.928	35.961	254.7	9:09:47.490	4		1:50.821	35.038	39.978	35.805	257.7	9:08:02.423
5		<del>1:55.189</del>	35.009	44.104	36.076	254.1	9:11:42.679	5		1:45.715	35.190	35.078	35.447	260.8	9:09:48.138
6		1:45.951	34.910	35.339	35.702	254.1	9:13:28.630	6		<del>1:47.664</del>	34.998	37.211	35.452	259.6	9:11:35.799
7		1:45.398	34.728	35.134	35.536	258.3	9:15:14.028	7		1:45.583	34.952	35.186	35.445	254.1	9:13:21.382
8		1:52.429 P	34.609	34.984	42.836	257.1	9:17:06.457	8		1:53.336 P	34.978	34.976	43.382	252.9	9:15:14.718
9		9:21.630	8:04.354	39.856	37.420	194.9	9:26:28.087	9		9:53.974	8:38.460	38.472	37.042	148.5	9:25:08.692
10		1:53.285	39.502	37.192	36.591	249.4	9:28:21.372	10		<del>1:46.689</del>	35.617	35.552	35.511	250.0	9:26:55.372
11		1:45.092	34.817	34.946	35.329	255.3	9:30:06.464	11		1:46.291	34.963	35.949	35.379	252.9	9:28:41.663
12		<del>1:44.593</del>	34.712	34.669	35.212	255.9	9:31:51.057	12		1:45.206	35.027	34.990	35.189	255.9	9:30:26.869
13		1:53.892	41.604	35.252	37.036	252.9	9:33:44.949	13		1:44.759	34.876	34.687	35.196	253.5	9:32:11.628
14		1:44.182	34.485	34.619	35.078	256.5	9:35:29.131	14		<del>1:44.934</del>	34.834	34.900	35.197	254.7	9:33:56.559
15		1:43.974	<b>34.371</b>	34.517	35.086	260.2	9:37:13.105	15		1:51.585 P	34.835	34.757	41.993	254.1	9:35:48.144
16		1:50.516	37.608	36.548	36.360	254.1	9:39:03.621	16		<del>1:47.699</del>	2:07.546	35.071	35.073	197.4	9:39:05.834
17		<b>1:43.758</b>	34.455	<b>34.343</b>	<b>34.960</b>	257.7	9:40:47.379	17		<b>1:43.988</b>	<b>34.534</b>	<b>34.604</b>	<b>34.850</b>	258.3	9:40:49.822
18		1:59.485 P	36.853	36.357	46.275	197.0	9:42:46.864	18		1:59.732 P	35.480	35.974	48.278	250.5	9:42:49.554





**Autodromo Nazionale Monza**  
**Euroformula Open**  
**Free Practice - 1**  
**Lap Analysis**



**25**

Casper Stevenson

Dallara F320 HWA **28**

Cameron Das

Dallara F320 Spiess

Rookie

Van Amersfoort Racing

Team Motopark

Lap	D	Time	Sector 1	Sector 2	Sector 3	T. Spd	Elapsed	Lap	D	Time	Sector 1	Sector 2	Sector 3	T. Spd	Elapsed
1		9:02:22.244	9:00:59.380	41.902	40.962	163.6	9:02:22.244	1		9:02:20.690	9:01:01.062	40.730	38.898	142.1	9:02:20.690
2		2:04.553 P	38.823	38.589	47.141	225.0	9:04:26.797	2		1:50.970	36.451	37.795	36.724	248.8	9:04:11.660
3		2:31.662 P	1:06.989	37.180	47.493	202.6	9:06:58.459	3		1:51.210	35.472	35.753	39.985	251.7	9:06:02.870
4		<del>2:26.934</del>	1:12.041	37.072	36.921	204.1	9:09:24.493	4		<del>1:50.508</del>	34.938	39.565	36.005	256.5	9:07:53.378
5		<del>1:47.480</del>	35.358	35.954	36.168	251.7	9:11:11.973	5		1:49.448	35.021	35.413	39.014	253.5	9:09:42.826
6		1:53.856	35.167	35.646	43.043	253.5	9:13:05.829	6		1:45.785	34.948	35.252	35.585	256.5	9:11:28.611
7		1:46.932	35.164	35.795	35.973	255.9	9:14:52.761	7		1:58.992	34.968	35.401	48.623	254.1	9:13:27.603
8		1:46.262	35.006	35.347	35.909	252.3	9:16:39.023	8		1:45.468	34.818	35.132	35.518	255.9	9:15:13.071
9		1:50.424	36.040	38.284	36.100	251.7	9:18:29.447	9		1:45.188	34.827	35.031	35.330	253.5	9:16:58.259
10		1:54.036 P	35.045	35.374	43.617	254.7	9:20:23.483	10		1:53.354 P	34.808	35.082	43.464	254.1	9:18:51.613
11		2:27.598 P	1:09.676	35.919	42.003	203.0	9:22:51.081	11		7:30.869	6:15.111	38.619	37.139	152.7	9:26:22.482
12		4:53.289	3:34.476	39.316	39.497	162.6	9:27:44.370	12		1:53.711	40.964	36.553	36.194	251.1	9:28:16.193
13		1:52.580	36.576	37.873	38.131	249.4	9:29:36.950	13		1:52.943	34.895	35.007	43.041	252.9	9:30:09.136
14		1:46.222	34.931	35.739	35.552	258.3	9:31:23.172	14		1:44.586	34.443	34.953	35.190	257.1	9:31:53.722
15		<del>1:47.980</del>	34.986	35.160	37.834	255.3	9:33:11.152	15		1:47.939	34.634	34.939	38.366	256.5	9:33:41.661
16		1:44.698	34.543	34.942	35.213	261.5	9:34:55.850	16		1:44.260	34.405	34.654	35.201	258.3	9:35:25.921
17		1:47.898	34.599	35.164	38.135	262.1	9:36:43.748	17		1:48.423	34.678	34.792	38.953	255.3	9:37:14.344
18		1:44.643	34.503	34.861	35.279	261.5	9:38:28.391	18		1:44.008	34.439	34.522	35.047	260.8	9:38:58.352
19		1:44.715	34.499	34.909	35.307	258.3	9:40:13.106	19		1:53.613 P	34.531	34.865	44.217	254.7	9:40:51.965
20		1:52.489 P	34.828	34.996	42.665	257.7	9:42:05.595								

**27**

Louis Foster

Dallara F320 Spiess

**35**

Enzo Scionti

Dallara F320 HWA

Rookie

Driver

CryptoTower Racing Team

Lap	D	Time	Sector 1	Sector 2	Sector 3	T. Spd	Elapsed	Lap	D	Time	Sector 1	Sector 2	Sector 3	T. Spd	Elapsed
1		9:02:53.663	9:01:27.689	44.062	41.912	176.1	9:02:53.663	1		<del>9:06:11.403</del> P	9:04:31.549	44.911	54.943	200.7	9:06:11.403
2		<del>1:59.704</del>	38.737	41.707	38.260	232.2	9:04:52.367	2		2:22.589	1:08.575	37.498	36.516	183.3	9:08:33.922
3		<del>1:50.664</del>	35.605	37.983	37.076	253.5	9:06:43.031	3		1:51.172	37.146	36.376	37.650	256.5	9:10:25.164
4		1:54.937	34.864	35.784	44.289	258.3	9:08:37.968	4		1:50.465	35.224	38.613	36.628	258.3	9:12:15.629
5		1:53.571	37.130	39.096	37.345	254.1	9:10:31.539	5		1:46.651	34.983	35.653	36.015	256.5	9:14:02.280
6		1:46.780	34.880	36.160	35.740	257.7	9:12:18.319	6		1:54.113	41.939	36.151	36.023	211.3	9:15:56.393
7		<del>1:48.498</del>	34.907	36.345	37.246	256.5	9:14:06.817	7		1:48.257	34.903	35.331	38.023	256.5	9:17:44.650
8		<del>1:45.202</del>	34.653	35.175	35.374	257.7	9:15:52.019	8		1:58.166 P	35.198	36.066	46.902	256.5	9:19:42.816
9		<del>1:50.142</del>	34.685	36.589	38.868	258.9	9:17:42.161	9		7:46.747	6:28.835	39.070	38.842	159.5	9:27:29.563
10		1:45.323	34.660	35.140	35.523	255.3	9:19:27.484	10		1:58.176	36.911	42.501	38.764	216.4	9:29:27.739
11		1:54.321 P	35.227	35.262	43.832	253.5	9:21:21.805	11		<del>1:46.554</del>	35.054	36.019	35.478	255.9	9:31:14.290
12		7:20.976	6:01.127	39.798	40.051	181.8	9:28:42.781	12		1:59.445	36.857	40.744	41.844	250.5	9:33:13.735
13		2:10.103 P	36.995	36.940	56.168	244.3	9:30:52.884	13		1:45.807	35.042	35.340	35.425	257.7	9:34:59.542
14		2:13.833	57.522	39.753	36.558	198.5	9:33:06.717	14		<del>1:45.303</del>	34.837	35.168	35.298	258.9	9:36:44.845
15		1:47.843	34.742	35.906	37.195	253.5	9:34:54.560	15		<del>1:48.584</del>	35.821	36.211	36.549	234.7	9:38:33.426
16		1:44.515	34.526	34.630	35.359	258.9	9:36:39.075	16		<del>1:44.924</del>	34.724	35.069	35.128	257.1	9:40:18.347
17		1:47.236	34.570	35.586	37.080	255.3	9:38:26.311	17		1:55.377 P	35.480	36.389	43.508	255.9	9:42:13.724
18		1:44.711	34.630	34.719	35.362	257.1	9:40:11.022								
19		1:51.585 P	34.856	34.838	41.891	252.9	9:42:02.607								





**Autodromo Nazionale Monza**  
**Euroformula Open**  
**Free Practice - 1**  
**Lap Analysis**



52

Christian Mansell

Dallara F320 Spiess 74

Cem Bolukbasi

Dallara F320 HWA

Rookie

Team Motopark

Van Amersfoort Racing

Lap	D	Time	Sector 1	Sector 2	Sector 3	T. Spd	Elapsed	Lap	D	Time	Sector 1	Sector 2	Sector 3	T. Spd	Elapsed
1		9:02:21.301	9:01:02.407	40.059	38.835	135.6	9:02:21.301	1		9:02:34.595 P	9:01:00.762	42.186	51.647	145.7	9:02:34.595
2		1:52.078	36.665	37.655	37.758	214.2	9:04:13.379	2		2:45.366 P	1:19.462	39.374	46.530	146.1	9:05:19.961
3		1:47.637	35.148	36.025	36.464	254.1	9:06:01.016	3		2:38.245 P	1:12.914	38.040	47.291	171.4	9:07:58.206
4		1:53.779	35.231	35.607	42.941	250.5	9:07:54.795	4		9:42.988 P	8:15.486	40.478	47.024	172.8	9:17:41.194
5		1:46.044	34.953	35.422	35.669	255.9	9:09:40.839	5		2:35.662 P	1:12.333	38.438	44.891	190.8	9:20:16.856
6		1:49.149	34.977	35.301	38.871	251.7	9:11:29.988	6		2:30.344 P	1:08.459	37.686	44.199	201.8	9:22:47.200
7		2:03.876 P	34.568	42.558	46.750	256.5	9:13:33.864	7		4:55.909	3:36.029	40.470	39.410	168.7	9:27:43.109
8		12:51.616	11:34.845	39.254	37.517	172.5	9:26:25.480	8		1:51.739	36.609	36.925	38.205	230.7	9:29:34.848
9		1:52.902	39.352	37.346	36.204	251.7	9:28:18.382	9		1:49.782	35.188	35.549	39.045	254.1	9:31:24.630
10		1:46.182	34.985	35.336	35.861	254.1	9:30:04.564	10		1:45.158	34.732	35.041	35.385	258.3	9:33:09.788
11		1:50.887	34.867	35.087	40.933	251.7	9:31:55.451	11		1:47.514	34.643	35.168	37.703	258.9	9:34:57.302
12		1:44.603	34.603	34.692	35.308	257.1	9:33:40.054	12		1:45.162	34.801	35.057	35.304	260.2	9:36:42.464
13		1:47.805	34.724	34.853	38.228	252.9	9:35:27.859	13		1:47.015	34.718	35.101	37.196	258.3	9:38:29.479
14		1:44.433	34.524	34.750	35.159	255.9	9:37:12.292	14		1:54.910 P	34.533	36.676	43.701	260.8	9:40:24.389
15		1:47.527	34.717	34.949	37.861	252.9	9:38:59.819								
16		1:44.226	34.509	34.617	35.100	257.1	9:40:44.045	78							
17		1:58.742 P	34.952	36.405	47.385	252.3	9:42:42.787								

71

Brad Benavides

Dallara F320 Spiess

Nicolas Pino

Dallara F320 HWA

Carlin

Rookie

Driver

Lap	D	Time	Sector 1	Sector 2	Sector 3	T. Spd	Elapsed	Lap	D	Time	Sector 1	Sector 2	Sector 3	T. Spd	Elapsed
1		9:03:43.409 P	9:02:12.669	41.605	49.135	192.5	9:03:43.409	1		9:02:27.181	9:01:03.217	41.793	42.171	132.1	9:02:27.181
2		2:33.455 P	1:12.820	37.320	43.315	200.7	9:06:16.864	2		1:52.888	36.827	38.406	37.655	248.8	9:04:20.069
3		3:40.268	1:49.045	41.881	39.342	201.8	9:09:27.132	3		1:50.382	35.649	37.621	37.112	251.7	9:06:10.451
4		1:46.826	35.310	35.624	35.892	253.5	9:11:13.958	4		1:48.692	35.516	36.550	36.626	250.0	9:07:59.143
5		1:49.222	35.019	38.060	36.143	255.9	9:13:03.180	5		1:48.133	35.355	36.386	36.392	250.0	9:09:47.276
6		1:56.031	42.096	37.776	36.159	250.0	9:14:59.211	6		1:50.463	35.695	38.523	36.245	250.5	9:11:37.739
7		1:47.462	34.925	36.721	35.816	252.3	9:16:46.673	7		1:46.841	34.960	35.746	36.135	253.5	9:13:24.580
8		1:45.486	34.902	35.228	35.356	252.9	9:18:32.159	8		1:54.674 P	35.218	36.328	43.128	254.1	9:15:19.254
9		1:45.299	34.743	35.082	35.474	253.5	9:20:17.458	9		5:59.713	4:37.674	40.622	41.417	191.8	9:21:18.967
10		1:57.880 P	36.393	38.647	42.840	252.3	9:22:15.338	10		1:50.535	36.761	37.131	36.643	238.4	9:23:09.502
11		6:21.739	4:57.562	40.560	43.617	203.7	9:28:37.077	11		1:47.353	35.435	35.797	36.121	249.4	9:24:56.855
12		2:00.122	42.977	38.664	38.481	210.9	9:30:37.199	12		1:46.539	35.443	35.488	35.608	248.2	9:26:43.394
13		1:46.641	35.056	35.638	35.947	251.1	9:32:23.840	13		1:45.475	35.032	34.970	35.473	254.1	9:28:28.869
14		1:48.919	37.283	35.715	35.921	253.5	9:34:12.759	14		1:45.871	35.010	35.243	35.618	251.1	9:30:14.740
15		1:46.087	34.910	35.407	35.770	252.9	9:35:58.846	15		1:45.931	35.064	35.275	35.592	254.1	9:32:00.671
16		1:45.883	35.041	35.189	35.653	252.3	9:37:44.729	16		1:45.449	34.904	35.162	35.383	252.9	9:33:46.120
17		1:48.259	34.820	37.763	35.676	252.9	9:39:32.988	17		1:44.639	34.486	34.983	35.170	257.1	9:35:30.759
18		1:45.476	34.895	35.103	35.478	252.9	9:41:18.464	18		1:44.905	34.716	34.768	35.421	258.3	9:37:15.664
19		1:52.739 P	35.235	35.107	42.397	251.7	9:43:11.203	19		1:45.296	34.658	35.128	35.510	255.9	9:39:00.960

84

Francesco Simonazzi

Dallara F320 Spiess

Rookie

BVM Racing

Lap	D	Time	Sector 1	Sector 2	Sector 3	T. Spd	Elapsed
1		9:11:03.298	9:09:22.425	52.286	48.587	99.3	9:11:03.298
2		2:03.831	39.256	39.099	45.476	230.7	9:13:07.129
3		1:47.087	35.485	35.747	35.855	252.3	9:14:54.216
4		1:45.455	34.820	35.294	35.341	254.7	9:16:39.671
5		1:46.289	35.453	35.282	35.554	257.7	9:18:25.960
6		1:45.584	35.239	35.109	35.236	250.5	9:20:11.544
7		1:46.744	35.172	36.365	35.207	250.5	9:21:58.288
8		1:45.405	35.009	34.765	35.331	250.0	9:23:43.393
9		1:52.300 P	35.045	35.149	42.106	251.1	9:25:35.693
10		6:38.339	5:27.356	35.375	35.608	202.6	9:32:14.032
11		1:45.509	34.869	35.315	35.325	254.7	9:33:59.541
12		2:21.134 P	34.900	40.947	1:05.287	255.3	9:36:20.675





**Autodromo Nazionale Monza**  
**Euroformula Open**  
**Free Practice - 1**  
**Lap Analysis**



**88**

Filip Kaminiaz

Dallara F320 Spiess

CryptoTower Racing Team

Lap	D	Time	Sector 1	Sector 2	Sector 3	T. Spd	Elapsed
1		9:02:51.984	9:01:26.157	42.531	43.296	117.9	9:02:51.984
2		1:57.023	39.217	39.037	38.769	210.9	9:04:49.007
3		1:49.396	35.996	36.672	36.728	251.7	9:06:38.403
4		1:52.849	36.382	38.178	38.289	247.7	9:08:31.252
5		1:49.659	35.563	37.551	36.545	252.3	9:10:20.911
6		1:52.294	35.601	38.077	38.616	249.4	9:12:13.205
7		1:47.575	35.371	35.856	36.348	251.7	9:14:00.780
8		1:50.028	35.561	36.630	37.837	249.4	9:15:50.808
9		1:47.372	35.271	35.942	36.159	252.3	9:17:38.180
10		2:02.340 P	38.625	37.511	46.204	249.4	9:19:40.520
11		7:46.247	6:27.788	39.309	39.150	154.2	9:27:26.767
12		1:57.616	37.370	41.668	38.578	237.8	9:29:24.383
13		1:46.268	35.222	35.322	35.724	254.7	9:31:10.651
14		1:50.772	36.459	36.491	37.822	250.5	9:33:01.423
15		<b>1:45.418</b>	34.909	<b>34.944</b>	<b>35.565</b>	253.5	9:34:46.841
16		<del>1:49.805</del>	34.825	36.964	38.016	251.1	9:36:36.646
17		2:00.497	35.309	41.424	43.764	254.1	9:38:37.143
18		1:49.004	<b>34.763</b>	37.146	37.095	254.1	9:40:26.147
19		1:57.375 P	35.078	36.316	45.981	256.5	9:42:23.522






**Autodromo Nazionale Monza**  
**Euroformula Open**  
**Free Practice - 1**  
**Best Sectors Results**



Sector - 1				Sector - 2				Sector - 3				Ideal Lap vs Best Lap			
Clas	Nº	Driver	Time	Nº	Driver	Time	Nº	Driver	Time	Clas	Nº	Driver	Ideal Lap	Best Lap	Clas
1	15	Enzo Trulli	34.371	15	Enzo Trulli	34.343	21	Josh Mason	34.850	1	15	Enzo Trulli	1:43.674	1:43.758	1
2	28	Cameron Das	34.405	28	Cameron Das	34.522	15	Enzo Trulli	34.960	2	28	Cameron Das	1:43.974	1:44.008	3
3	10	Reshad de Gerus	34.418	21	Josh Mason	34.604	28	Cameron Das	35.047	3	21	Josh Mason	1:43.988	1:43.988	2
4	78	Nicolas Pino	34.486	52	Christian Mansell	34.617	52	Christian Mansell	35.100	4	52	Christian Mansell	1:44.226	1:44.226	4
5	25	Casper Stevenson	34.499	27	Louis Foster	34.630	35	Enzo Scionti	35.128	5	78	Nicolas Pino	1:44.424	1:44.639	6
6	52	Christian Mansell	34.509	84	Francesco Simonazzi	34.765	78	Nicolas Pino	35.170	6	27	Louis Foster	1:44.515	1:44.515	5
7	27	Louis Foster	34.526	78	Nicolas Pino	34.768	84	Francesco Simonazzi	35.207	7	25	Casper Stevenson	1:44.573	1:44.643	7
8	74	Cem Bolukbasi	34.533	25	Casper Stevenson	34.861	25	Casper Stevenson	35.213	8	10	Reshad de Gerus	1:44.722	1:44.804	8
9	21	Josh Mason	34.534	10	Reshad de Gerus	34.862	74	Cem Bolukbasi	35.304	9	84	Francesco Simonazzi	1:44.792	1:45.509	13
10	18	Nazim Azman	34.606	88	Filip Kaminiarz	34.944	71	Brad Benavides	35.356	10	74	Cem Bolukbasi	1:44.878	1:45.158	10
11	35	Enzo Scionti	34.724	18	Nazim Azman	35.016	27	Louis Foster	35.359	11	35	Enzo Scionti	1:44.921	1:45.807	14
12	71	Brad Benavides	34.743	74	Cem Bolukbasi	35.041	18	Nazim Azman	35.374	12	18	Nazim Azman	1:44.996	1:44.996	9
13	88	Filip Kaminiarz	34.763	35	Enzo Scionti	35.069	10	Reshad de Gerus	35.442	13	71	Brad Benavides	1:45.181	1:45.299	11
14	84	Francesco Simonazzi	34.820	71	Brad Benavides	35.082	88	Filip Kaminiarz	35.565	14	88	Filip Kaminiarz	1:45.272	1:45.418	12






**Autodromo Nazionale Monza**  
**Euroformula Open**  
**Free Practice - 1**  
**Best 5 Lap Times**



Cls	N°	Driver	Nat	Cat	Cls	Team	Nat	Vehicle	Best 1		Best 2		Best 3		Best 4		Best 5	
									Time	Lap	Time	Lap	Time	Lap	Time	Lap	Time	Lap
1	15	Enzo Trulli		R	1	Carlin		Dallara F320 Spiess	1:43.758	17	1:43.974	15	1:44.182	14	1:45.092	11	1:45.398	7
2	21	Josh Mason				Double R Racing		Dallara F320 HWA	1:43.988	17	1:44.759	13	1:45.206	12	1:45.583	7	1:45.715	5
3	28	Cameron Das				Team Motopark		Dallara F320 Spiess	1:44.008	18	1:44.260	16	1:44.586	14	1:45.188	9	1:45.468	8
4	52	Christian Mansell		R	2	Team Motopark		Dallara F320 Spiess	1:44.226	16	1:44.433	14	1:44.603	12	1:46.044	5	1:46.182	10
5	27	Louis Foster				CryptoTower Racing Team		Dallara F320 Spiess	1:44.515	16	1:44.711	18	1:45.323	10	1:46.780	6	1:47.236	17
6	78	Nicolas Pino		R	3	Drivex		Dallara F320 HWA	1:44.639	17	1:44.905	18	1:44.974	20	1:45.296	19	1:45.449	16
7	25	Casper Stevenson		R	4	Van Amersfoort Racing		Dallara F320 HWA	1:44.643	18	1:44.698	16	1:44.715	19	1:46.222	14	1:46.262	8
8	10	Reshad de Gerus				Team Motopark		Dallara F320 Spiess	1:44.804	16	1:45.307	14	1:45.903	7	1:45.969	9	1:47.006	15
9	18	Nazim Azman				CryptoTower Racing Team		Dallara F320 Spiess	1:44.996	18	1:45.570	16	1:46.541	14	1:47.123	8	1:47.912	6
10	74	Cem Bolukbasi				Van Amersfoort Racing		Dallara F320 HWA	1:45.158	10	1:47.015	13	1:47.514	11	1:49.782	9	1:51.739	8
11	71	Brad Benavides				Carlin		Dallara F320 Spiess	1:45.299	9	1:45.476	18	1:45.883	16	1:46.087	15	1:46.641	13
12	88	Filip Kaminiarz				CryptoTower Racing Team		Dallara F320 Spiess	1:45.418	15	1:46.268	13	1:47.372	9	1:47.575	7	1:49.004	18
13	84	Francesco		R	5	BVM Racing		Dallara F320 Spiess	1:45.509	11	1:45.584	6	1:46.289	5	1:47.087	3	1:52.300	9
14	35	Enzo Scionti		R	6	Drivex		Dallara F320 HWA	1:45.807	13	1:46.651	5	1:48.257	7	1:50.465	4	1:51.172	3








**Autodromo Nazionale Monza**  
**Euroformula Open**  
**Free Practice - 1**  
**Best 5 Top Speeds**



**Top 1    Top 2    Top 3    Top 4    Top 5**

Clas	N°	Driver	Nat	Cat	Cls	Team	Nat	Vehicle	Top 1		Top 2		Top 3		Top 4		Top 5		Avg
									Km/h	Lap	Km/h	Lap	Km/h	Lap	Km/h	Lap	Km/h	Lap	
1	25	Casper Stevenson		R	1	Van Amersfoort Racing		Dallara F320 HWA	262.1	17	261.5	16	261.5	18	258.3	14	258.3	19	260.3
2	21	Josh Mason				Double R Racing		Dallara F320 HWA	260.8	5	259.6	6	258.3	17	257.7	4	255.9	12	258.5
3	28	Cameron Das				Team Motopark		Dallara F320 Spiess	260.8	18	258.3	16	257.1	14	256.5	4	256.5	6	257.8
4	74	Cem Bolukbasi				Van Amersfoort Racing		Dallara F320 HWA	260.8	14	260.2	12	258.9	11	258.3	10	258.3	13	259.3
5	15	Enzo Trulli		R	2	Carlin		Dallara F320 Spiess	260.2	15	258.3	7	257.7	17	257.1	8	256.5	14	258.0
6	27	Louis Foster				CryptoTower Racing Team		Dallara F320 Spiess	258.9	9	258.9	16	258.3	4	257.7	6	257.7	8	258.3
7	35	Enzo Scionti		R	3	Drivex		Dallara F320 HWA	258.9	14	258.3	4	257.7	13	257.1	16	256.5	3	257.7
8	10	Reshad de Gerus				Team Motopark		Dallara F320 Spiess	258.3	16	257.1	7	256.5	4	256.5	5	256.5	14	257.0
9	78	Nicolas Pino		R	4	Drivex		Dallara F320 HWA	258.3	18	257.7	20	257.1	17	255.9	19	254.1	8	256.6
10	84	Francesco Simonazzi		R	5	BVM Racing		Dallara F320 Spiess	257.7	5	255.3	12	254.7	4	254.7	11	252.3	3	254.9
11	18	Nazim Azman				CryptoTower Racing Team		Dallara F320 Spiess	257.1	18	256.5	10	255.3	16	254.7	8	254.7	14	255.6
12	52	Christian Mansell		R	6	Team Motopark		Dallara F320 Spiess	257.1	12	257.1	16	256.5	7	255.9	5	255.9	14	256.5
13	88	Filip Kaminiaz				CryptoTower Racing Team		Dallara F320 Spiess	256.5	19	254.7	13	254.1	17	254.1	18	253.5	15	254.6
14	71	Brad Benavides				Carlin		Dallara F320 Spiess	255.9	5	253.5	4	253.5	9	253.5	14	252.9	8	253.8





**Autodromo Nazionale Monza**  
**Euroformula Open**  
**Free Practice - 1**  
**Fastest Laps Sequence**



Lap	Time of Day	Session Time	N°	Driver	Nat	Cat	Team	Nat	Vehicle	Time	Km/h
2	9:04:11.660	4:11.660	28	Cameron Das	USA		Team Motopark	DEU	Dallara F320 Spiess	1:50.970	187.9
3	9:06:01.016	6:01.016	52	Christian Mansell	AUS	R	Team Motopark	DEU	Dallara F320 Spiess	1:47.637	193.7
3	9:08:01.742	8:01.742	15	Enzo Trulli	ITA	R	Carlin	GBR	Dallara F320 Spiess	1:47.601	193.8
5	9:09:40.839	9:40.839	52	Christian Mansell	AUS	R	Team Motopark	DEU	Dallara F320 Spiess	1:46.044	196.6
4	9:09:47.490	9:47.490	15	Enzo Trulli	ITA	R	Carlin	GBR	Dallara F320 Spiess	1:45.748	197.2
5	9:09:48.138	9:48.138	21	Josh Mason	GBR		Double R Racing	GBR	Dallara F320 HWA	1:45.715	197.2
7	9:13:21.382	13:21.382	21	Josh Mason	GBR		Double R Racing	GBR	Dallara F320 HWA	1:45.583	197.5
8	9:15:13.071	15:13.071	28	Cameron Das	USA		Team Motopark	DEU	Dallara F320 Spiess	1:45.468	197.7
7	9:15:14.028	15:14.028	15	Enzo Trulli	ITA	R	Carlin	GBR	Dallara F320 Spiess	1:45.398	197.8
9	9:16:58.259	16:58.259	28	Cameron Das	USA		Team Motopark	DEU	Dallara F320 Spiess	1:45.188	198.2
11	9:30:06.464	30:06.464	15	Enzo Trulli	ITA	R	Carlin	GBR	Dallara F320 Spiess	1:45.092	198.4
14	9:31:53.722	31:53.722	28	Cameron Das	USA		Team Motopark	DEU	Dallara F320 Spiess	1:44.586	199.4
16	9:35:25.921	35:25.921	28	Cameron Das	USA		Team Motopark	DEU	Dallara F320 Spiess	1:44.260	200.0
14	9:35:29.131	35:29.131	15	Enzo Trulli	ITA	R	Carlin	GBR	Dallara F320 Spiess	1:44.182	200.1
15	9:37:13.105	37:13.105	15	Enzo Trulli	ITA	R	Carlin	GBR	Dallara F320 Spiess	1:43.974	200.5
17	9:40:47.379	40:47.379	15	Enzo Trulli	ITA	R	Carlin	GBR	Dallara F320 Spiess	1:43.758	200.9





**Autodromo Nazionale Monza**  
**Euroformula Open**  
**Free Practice - 1**  
**Event Best Maximum Speed**



N°	Driver	Nat	Cat	Clas	Team	Nat	Vehicle	Km/h	Session
25	Casper Stevenson		GBR	R 1	Van Amersfoort Racing		Dallara F320 HWA	<b>264.0</b>	Private test - 1
21	Josh Mason		GBR		Double R Racing		Dallara F320 HWA	<b>264.0</b>	Private test - 3
84	Francesco Simonazzi		ITA	R 2	BVM Racing		Dallara F320 Spiess	<b>262.7</b>	Private test - 3
71	Brad Benavides		USA		Carlin		Dallara F320 Spiess	<b>262.1</b>	Private test - 1
35	Enzo Scionti		USA	R 3	Drivex		Dallara F320 HWA	<b>260.8</b>	Private test - 3
28	Cameron Das		USA		Team Motopark		Dallara F320 Spiess	<b>260.8</b>	Free Practice - 1
74	Cem Bolukbasi		TUR		Van Amersfoort Racing		Dallara F320 HWA	<b>260.8</b>	Free Practice - 1
52	Christian Mansell		AUS	R 4	Team Motopark		Dallara F320 Spiess	<b>260.2</b>	Private test - 1
27	Louis Foster		GBR		CryptoTower Racing Team		Dallara F320 Spiess	<b>260.2</b>	Private test - 1
88	Filip Kaminiarz		POL		CryptoTower Racing Team		Dallara F320 Spiess	<b>260.2</b>	Private test - 3
15	Enzo Trulli		ITA	R 5	Carlin		Dallara F320 Spiess	<b>260.2</b>	Free Practice - 1
10	Reshad de Gerus		FRA		Team Motopark		Dallara F320 Spiess	<b>258.9</b>	Private test - 1
78	Nicolas Pino		CHL	R 6	Drivex		Dallara F320 HWA	<b>258.3</b>	Free Practice - 1
18	Nazim Azman		MYS		CryptoTower Racing Team		Dallara F320 Spiess	<b>257.1</b>	Private test - 1





**Autodromo Nazionale Monza**  
**Euroformula Open**  
**Free Practice - 1**  
**Pit Stop Analysis**



**10** Reshad de Gerus Dallara F320 Spiess  
 Team Motopark

N°	In Day Time	In Time	Out Time	Pit Time	T. Pit Time	Handicap	Penalty
1	9:19:31.605	9:19:31.605	9:26:44.081	7:12.476	7:12.476		
2	9:30:35.957	9:30:35.957	9:31:07.666	31.709	7:44.185		

**15** Enzo Trulli Dallara F320 Spiess  
 Rookie Carlin

N°	In Day Time	In Time	Out Time	Pit Time	T. Pit Time	Handicap	Penalty
1	9:17:00.961	9:17:00.961	9:24:28.757	7:27.796	7:27.796		

**18** Nazim Azman Dallara F320 Spiess  
 CryptoTower Racing Team

N°	In Day Time	In Time	Out Time	Pit Time	T. Pit Time	Handicap	Penalty
1	9:19:30.557	9:19:30.557	9:25:24.938	5:54.381	5:54.381		

**21** Josh Mason Dallara F320 HWA  
 Double R Racing

N°	In Day Time	In Time	Out Time	Pit Time	T. Pit Time	Handicap	Penalty
1	9:15:09.277	9:15:09.277	9:23:10.170	8:00.893	8:00.893		
2	9:35:42.794	9:35:42.794	9:37:18.593	1:35.799	9:36.692		

**25** Casper Stevenson Dallara F320 HWA  
 Rookie Van Amersfoort Racing

N°	In Day Time	In Time	Out Time	Pit Time	T. Pit Time	Handicap	Penalty
1	9:04:21.675	9:04:21.675	9:04:47.119	25.444	25.444		
2	9:06:53.441	9:06:53.441	9:07:19.877	26.436	51.880		
3	9:20:17.870	9:20:17.870	9:20:47.155	29.285	1:21.165		
4	9:22:45.557	9:22:45.557	9:25:44.936	2:59.379	4:20.544		

**27** Louis Foster Dallara F320 Spiess  
 CryptoTower Racing Team

N°	In Day Time	In Time	Out Time	Pit Time	T. Pit Time	Handicap	Penalty
1	9:21:16.339	9:21:16.339	9:26:40.376	5:24.037	5:24.037		
2	9:30:33.879	9:30:33.879	9:31:14.261	40.382	6:04.419		

**28** Cameron Das Dallara F320 Spiess  
 Team Motopark

N°	In Day Time	In Time	Out Time	Pit Time	T. Pit Time	Handicap	Penalty
1	9:18:46.008	9:18:46.008	9:24:22.093	5:36.085	5:36.085		

**35** Enzo Scionti Dallara F320 HWA  
 Rookie Drivex

N°	In Day Time	In Time	Out Time	Pit Time	T. Pit Time	Handicap	Penalty
1	9:06:05.928	9:06:05.928	9:06:33.051	27.123	27.123		
2	9:19:36.717	9:19:36.717	9:25:32.629	5:55.912	6:23.035		

**52** Christian Mansell Dallara F320 Spiess  
 Rookie Team Motopark

N°	In Day Time	In Time	Out Time	Pit Time	T. Pit Time	Handicap	Penalty
1	9:13:28.247	9:13:28.247	9:24:30.785	11:02.538	11:02.538		

**71** Brad Benavides Dallara F320 Spiess  
 Carlin

N°	In Day Time	In Time	Out Time	Pit Time	T. Pit Time	Handicap	Penalty
1	9:03:38.076	9:03:38.076	9:04:04.570	26.494	26.494		
2	9:06:11.448	9:06:11.448	9:06:38.360	26.912	53.406		
3	9:22:09.974	9:22:09.974	9:26:35.858	4:25.884	5:19.290		

**74** Cem Bolukbasi Dallara F320 HWA  
 Van Amersfoort Racing

N°	In Day Time	In Time	Out Time	Pit Time	T. Pit Time	Handicap	Penalty
1	9:02:28.341	9:02:28.341	9:02:57.641	29.300	29.300		
2	9:05:14.181	9:05:14.181	9:05:42.545	28.364	57.664		
3	9:07:52.848	9:07:52.848	9:15:32.389	7:39.541	8:37.205		
4	9:17:35.604	9:17:35.604	9:18:03.026	27.422	9:04.627		
5	9:20:11.344	9:20:11.344	9:20:38.902	27.558	9:32.185		
6	9:22:41.210	9:22:41.210	9:25:41.826	3:00.616	12:32.801		

**78** Nicolas Pino Dallara F320 HWA  
 Rookie Drivex

N°	In Day Time	In Time	Out Time	Pit Time	T. Pit Time	Handicap	Penalty
1	9:15:13.913	9:15:13.913	9:19:18.318	4:04.405	4:04.405		


**84** Francesco Simonazzi Dallara F320 Spiess  
 Rookie BVM Racing

N°	In Day Time	In Time	Out Time	Pit Time	T. Pit Time	Handicap	Penalty
1	9:25:30.190	9:25:30.190	9:30:25.531	4:55.341	4:55.341		

**88** Filip Kaminiarz Dallara F320 Spiess  
 CryptoTower Racing Team

N°	In Day Time	In Time	Out Time	Pit Time	T. Pit Time	Handicap	Penalty
1	9:19:34.663	9:19:34.663	9:25:27.054	5:52.391	5:52.391		

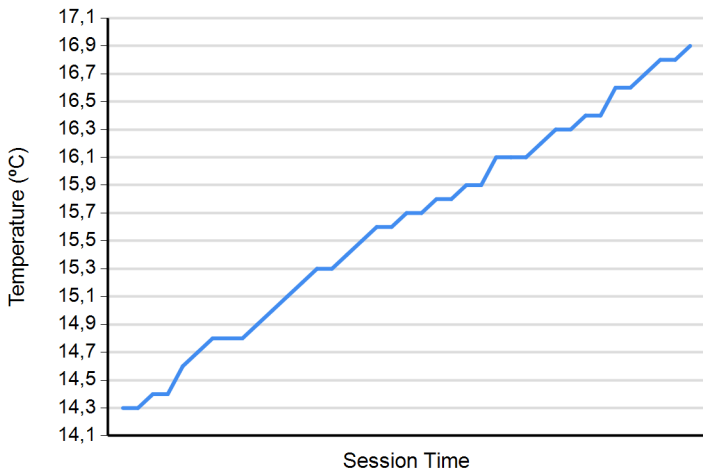




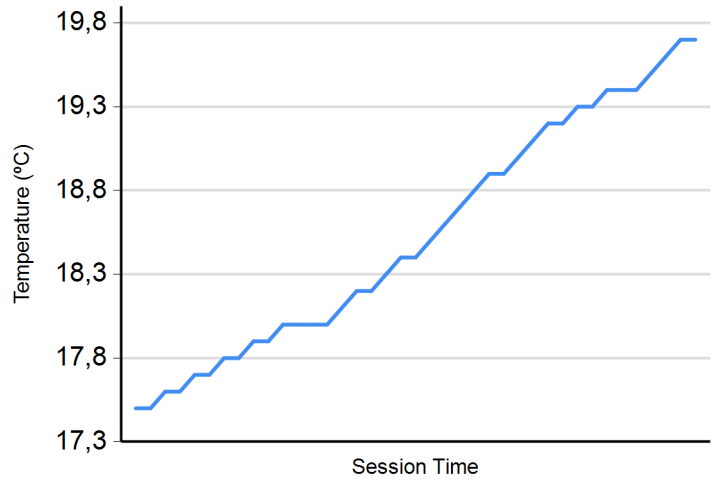
**Autodromo Nazionale Monza**  
**Euroformula Open**  
**Free Practice - 1**  
**Weather Report**



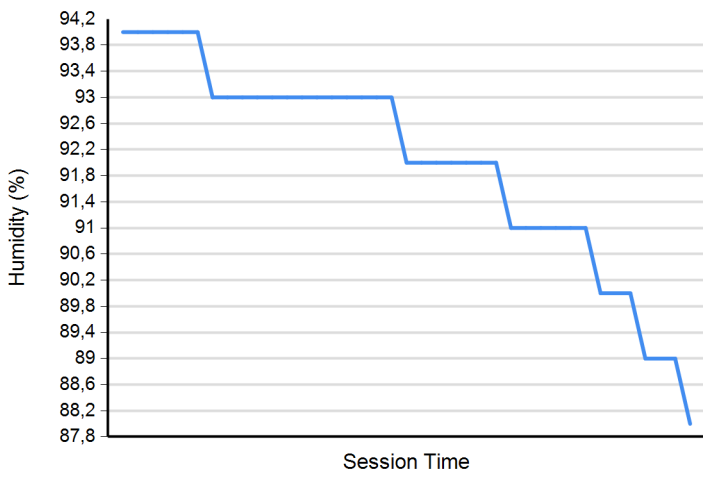
**Air Temperature**



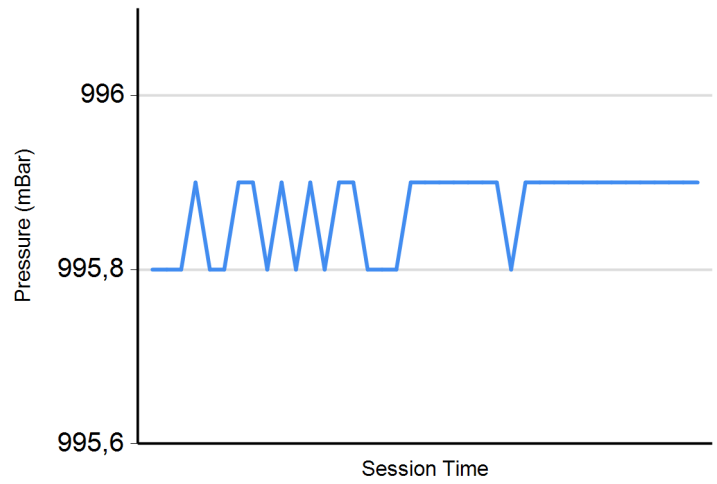
**Track Temperature**



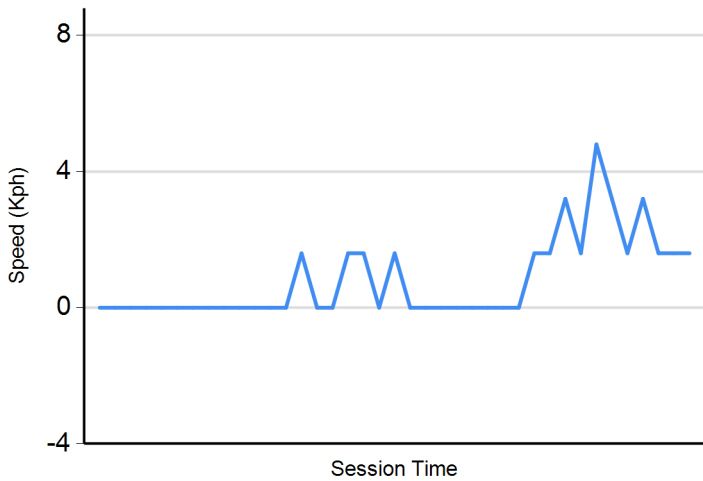
**Humidity**



**Pressure**



**Wind Speed**



**Wind direction**

North = 0°/360° Est = 90° South = 180° West = 270°

