



Autodromo Nazionale Monza
Euroformula Open
Qualifying
Provisional Results



Clas	Nº	Driver	Nat	Cat	Clas	Team	Nat	Vehicle	Laps	Best	Time	Gap	Interval	Km/h
1	28	Cameron Das	USA			Team Motopark	DEU	Dallara F320 Spiess	11	9	1:42.797			202.8
2	27	Louis Foster	GBR			CryptoTower Racing Team	JPN	Dallara F320 Spiess	11	10	1:43.094	0.297	0.297	202.2
3	15	Enzo Trulli	ITA	R	1	Carlin	GBR	Dallara F320 Spiess	12	11	1:43.101	0.304	0.007	202.2
4	10	Reshad de Gerus	FRA			Team Motopark	DEU	Dallara F320 Spiess	12	9	1:43.248	0.451	0.147	201.9
5	52	Christian Mansell	AUS	R	2	Team Motopark	DEU	Dallara F320 Spiess	11	6	1:43.310	0.513	0.062	201.8
6	71	Brad Benavides	USA			Carlin	GBR	Dallara F320 Spiess	13	9	1:43.322	0.525	0.012	201.8
7	18	Nazim Azman	MYS			CryptoTower Racing Team	JPN	Dallara F320 Spiess	11	8	1:43.367	0.570	0.045	201.7
8	21	Josh Mason	GBR			Double R Racing	GBR	Dallara F320 HWA	14	10	1:43.397	0.600	0.030	201.6
9	25	Casper Stevenson	GBR	R	3	Van Amersfoort Racing	NLD	Dallara F320 HWA	12	9	1:43.423	0.626	0.026	201.6
10	74	Cem Bolukbasi	TUR			Van Amersfoort Racing	NLD	Dallara F320 HWA	13	8	1:43.544	0.747	0.121	201.4
11	35	Enzo Scionti	USA	R	4	Drivex	ESP	Dallara F320 HWA	13	9	1:43.693	0.896	0.149	201.1
12	88	Filip Kaminiaz	POL			CryptoTower Racing Team	JPN	Dallara F320 Spiess	12	9	1:43.702	0.905	0.009	201.1
13	78	Nicolas Pino	CAN	R	5	Drivex	ESP	Dallara F320 HWA	12	11	1:43.821	1.024	0.119	200.8

*** PENALTIES**

- CAR 74 TIME 1:44.725 DELETED TRACK LIMITS AT T 11 - AND FOLLOWING LAP
- CAR 52 TIME 1:44.527 DELETED TRACK LIMITS AT T 11 - AND FOLLOWING LAP
- CAR 10 TIME 1:43.205 DELETED TRACK LIMITS AT T 11 - AND FOLLOWING LAP
- CAR 71 TIME 1:43.193 DELETED TRACK LIMITS AT T 11 - AND FOLLOWING LAP

Published at:.....

Track Temp: 23.9 °C Air Temp: 20.1 °C Humidity: 76 % Track Status: DRY

Stewards:

Race Director:

Timekeeper:

Luis Angel Garcia Nuñez
 JOB/I-0020-ESP





Autodromo Nazionale Monza
Euroformula Open
Qualifying
Provisional Results by Category



Clas	Nº	Driver	Nat	Cat	Clas	Team	Nat	Vehicle	Laps	Best	Time	Gap	Interval	Km/h
1	28	Cameron Das				Team Motopark		Dallara F320 Spiess	11	9	1:42.797			202.8
2	27	Louis Foster				CryptoTower Racing Team		Dallara F320 Spiess	11	10	1:43.094	0.297	0.297	202.2
3	10	Reshad de Gerus				Team Motopark		Dallara F320 Spiess	12	9	1:43.248	0.451	0.154	201.9
4	71	Brad Benavides				Carlin		Dallara F320 Spiess	13	9	1:43.322	0.525	0.074	201.8
5	18	Nazim Azman				CryptoTower Racing Team		Dallara F320 Spiess	11	8	1:43.367	0.570	0.045	201.7
6	21	Josh Mason				Double R Racing		Dallara F320 HWA	14	10	1:43.397	0.600	0.030	201.6
7	74	Cem Bolukbasi				Van Amersfoort Racing		Dallara F320 HWA	13	8	1:43.544	0.747	0.147	201.4
8	88	Filip Kaminiaz				CryptoTower Racing Team		Dallara F320 Spiess	12	9	1:43.702	0.905	0.158	201.1

Rookie														
1	15	Enzo Trulli		R	1	Carlin		Dallara F320 Spiess	12	11	1:43.101			202.2
2	52	Christian Mansell		R	2	Team Motopark		Dallara F320 Spiess	11	6	1:43.310	0.209	0.209	201.8
3	25	Casper Stevenson		R	3	Van Amersfoort Racing		Dallara F320 HWA	12	9	1:43.423	0.322	0.113	201.6
4	35	Enzo Scionti		R	4	Drivex		Dallara F320 HWA	13	9	1:43.693	0.592	0.270	201.1
5	78	Nicolas Pino		R	5	Drivex		Dallara F320 HWA	12	11	1:43.821	0.720	0.128	200.8

*** PENALTIES**

- CAR 74 TIME 1:44.725 DELETED TRACK LIMITS AT T 11 - AND FOLLOWING LAP
- CAR 52 TIME 1:44.527 DELETED TRACK LIMITS AT T 11 - AND FOLLOWING LAP
- CAR 10 TIME 1:43.205 DELETED TRACK LIMITS AT T 11 - AND FOLLOWING LAP
- CAR 71 TIME 1:43.193 DELETED TRACK LIMITS AT T 11 - AND FOLLOWING LAP

Published at:.....

Track Temp: **23.9 °C** Air Temp: **20.1 °C** Humidity: **76 %** Track Status: **DRY**

Stewards:

Race Director:

Timekeeper:

Luis Angel Garcia Nuñez
 JOB/I-0020-ESP





Autodromo Nazionale Monza
Euroformula Open
Qualifying
Lap Analysis



10 Reshad de Gerus Dallara F320 Spiess **21** Josh Mason Dallara F320 HWA
Team Motopark Double R Racing

Lap	D	Time	Sector 1	Sector 2	Sector 3	T. Spd	Elapsed	Lap	D	Time	Sector 1	Sector 2	Sector 3	T. Spd	Elapsed
1		10:34:51.123	10:33:29.922	41.120	40.081	162.8	10:34:51.123	1		10:29:17.063 P	10:27:53.359	38.574	45.130	182.1	10:29:17.063
2		1:50.122	36.952	36.685	36.485	235.2	10:36:41.245	2		2:31.967	1:13.305	42.535	36.127	140.4	10:31:49.030
3		1:43.929	34.509	34.594	34.826	257.1	10:38:25.174	3		1:44.451	34.745	34.782	34.924	255.3	10:33:33.481
4		1:48.245	35.277	36.795	36.173	253.5	10:40:13.419	4		1:43.951	34.537	34.579	34.835	257.7	10:35:17.432
5		1:43.205	34.227	34.149	34.829	257.1	10:41:56.624	5		1:43.876	34.547	34.433	34.896	258.3	10:37:01.308
6		1:45.552	34.572	34.858	36.122	256.5	10:43:42.176	6		1:50.841 P	34.755	34.479	41.607	256.5	10:38:52.149
7		1:43.508	34.211	34.355	34.942	258.9	10:45:25.684	7		2:59.141	1:44.240	37.133	37.768	200.3	10:41:51.290
8		1:45.429	34.723	34.708	35.998	254.1	10:47:11.113	8		1:55.801	42.240	37.773	35.788	222.6	10:43:47.091
9		1:43.248	34.168	34.196	34.884	258.9	10:48:54.361	9		1:43.859	34.550	34.495	34.814	257.1	10:45:30.950
10		1:45.575	34.554	34.834	36.187	255.3	10:50:39.936	10		1:43.397	34.384	34.298	34.715	258.9	10:47:14.347
11		1:43.260	34.162	34.219	34.879	256.5	10:52:23.196	11		1:43.456	34.475	34.236	34.745	258.3	10:48:57.803
12		2:07.455 P	37.061	37.268	53.126	231.7	10:54:30.651	12		1:43.508	34.363	34.326	34.819	258.9	10:50:41.311
								13		1:43.694	34.410	34.333	34.951	258.9	10:52:25.005
								14		2:04.933 P	37.033	37.914	49.986	234.7	10:54:29.938

15 Enzo Trulli Dallara F320 Spiess **25** Casper Stevenson Dallara F320 HWA
Rookie Carlin

Lap	D	Time	Sector 1	Sector 2	Sector 3	T. Spd	Elapsed	Lap	D	Time	Sector 1	Sector 2	Sector 3	T. Spd	Elapsed
1		10:29:47.502	10:28:13.607	47.124	46.771	140.4	10:29:47.502	1		10:29:45.359	10:28:23.095	40.958	41.306	152.9	10:29:45.359
2		1:57.039	39.469	41.340	36.230	230.2	10:31:44.541	2		1:53.268	39.366	37.634	36.268	216.4	10:31:38.627
3		1:44.580	34.611	34.697	35.272	255.9	10:33:29.121	3		1:45.470	34.671	35.279	35.520	255.9	10:33:24.097
4		1:44.088	34.442	34.525	35.121	258.3	10:35:13.209	4		1:53.371 P	34.659	34.871	43.841	255.9	10:35:17.468
5		1:54.522 P	34.358	34.710	45.454	258.3	10:37:07.731	5		5:05.582	3:48.507	39.566	37.509	190.4	10:40:23.050
6		4:48.549 P	3:17.327	42.810	48.412	190.4	10:41:56.280	6		1:49.654	36.528	36.115	37.011	229.2	10:42:12.704
7		2:21.171	59.294	41.196	40.681	183.9	10:44:17.451	7		1:43.902	34.431	34.601	34.870	259.6	10:43:56.606
8		2:01.541	44.059	41.127	36.355	248.8	10:46:18.992	8		1:46.217	34.577	34.893	36.747	255.9	10:45:42.823
9		1:44.045	34.290	34.219	35.536	257.7	10:48:03.037	9		1:43.423	34.146	34.378	34.899	260.2	10:47:26.246
10		1:43.163	34.247	34.186	34.730	258.9	10:49:46.200	10		1:46.023	34.652	34.671	36.700	256.5	10:49:12.269
11		1:43.101	34.316	34.033	34.752	261.5	10:51:29.301	11		1:43.798	34.229	34.372	35.197	259.6	10:50:56.067
12		2:00.565 P	37.516	34.928	48.121	252.9	10:53:29.866	12		2:06.051 P	39.826	38.035	48.190	168.7	10:53:02.118

18 Nazim Azman Dallara F320 Spiess **27** Louis Foster Dallara F320 Spiess
CryptoTower Racing Team

Lap	D	Time	Sector 1	Sector 2	Sector 3	T. Spd	Elapsed	Lap	D	Time	Sector 1	Sector 2	Sector 3	T. Spd	Elapsed
1		10:34:56.959	10:33:34.121	41.172	41.666	147.7	10:34:56.959	1		10:34:49.593	10:33:28.158	41.698	39.737	170.0	10:34:49.593
2		2:15.358	37.316	41.140	56.902	231.7	10:37:12.317	2		1:50.185	37.301	36.512	36.372	240.5	10:36:39.778
3		1:51.083	35.788	36.110	39.185	250.0	10:39:03.400	3		1:46.715	34.850	35.456	36.409	253.5	10:38:26.493
4		1:44.757	34.699	34.864	35.194	255.9	10:40:48.157	4		1:45.546	35.846	34.623	35.077	258.9	10:40:12.039
5		1:48.876	34.714	36.544	37.618	254.7	10:42:37.033	5		1:45.883	34.606	34.967	36.310	254.7	10:41:57.922
6		1:43.932	34.334	34.657	34.941	258.3	10:44:20.965	6		1:43.185	34.092	34.212	34.881	261.5	10:43:41.107
7		2:05.222	38.433	44.407	42.382	257.1	10:46:26.187	7		1:45.724	34.406	35.012	36.306	255.3	10:45:26.831
8		1:43.367	34.343	34.285	34.739	257.1	10:48:09.554	8		1:43.281	34.163	34.293	34.825	259.6	10:47:10.112
9		1:49.049	34.602	36.364	38.083	256.5	10:49:58.603	9		1:45.701	34.400	34.759	36.542	255.9	10:48:55.813
10		1:43.583	34.405	34.342	34.836	257.7	10:51:42.186	10		1:43.094	34.145	34.082	34.867	259.6	10:50:38.907
11		1:57.660 P	34.702	35.260	47.698	255.9	10:53:39.846	11		1:57.131 P	34.472	34.715	47.944	255.3	10:52:36.038





Autodromo Nazionale Monza
Euroformula Open
Qualifying
Lap Analysis



28

Cameron Das

Dallara F320 Spiess **71**

Brad Benavides

Dallara F320 Spiess

Team Motopark

Carlin

Lap	D	Time	Sector 1	Sector 2	Sector 3	T. Spd	Elapsed	Lap	D	Time	Sector 1	Sector 2	Sector 3	T. Spd	Elapsed
1		10:35:06.538	10:33:41.764	42.179	42.595	193.2	10:35:06.538	1		10:29:48.661	10:28:14.395	47.104	47.162	155.1	10:29:48.661
2		1:48.939	35.916	37.107	35.916	215.1	10:36:55.477	2		1:57.361	39.182	41.216	36.963	221.3	10:31:46.022
3		1:46.707	34.624	36.002	36.081	255.9	10:38:42.184	3		1:44.249	34.561	34.695	34.993	259.6	10:33:30.271
4		1:50.748 P	34.124	34.455	42.169	260.8	10:40:32.932	4		1:43.549	34.345	34.357	34.847	262.7	10:35:13.820
5		2:11.809	57.460	37.828	36.521	210.9	10:42:44.741	5		1:54.822 P	34.379	34.336	46.107	262.7	10:37:08.642
6		1:47.253	34.414	36.024	36.815	255.9	10:44:31.994	6		4:41.776	3:17.683	42.215	41.878	177.0	10:41:50.418
7		1:43.090	34.169	34.116	34.805	260.2	10:46:15.084	7		1:54.033	42.117	36.426	35.490	231.2	10:43:44.451
8		1:46.064	34.379	35.628	36.057	256.5	10:48:01.148	8		1:44.123	34.517	34.395	35.211	258.3	10:45:28.574
9		1:42.797	34.014	34.028	34.755	261.5	10:49:43.945	9		1:43.322	34.382	34.198	34.742	259.6	10:47:11.896
10		1:46.476	34.274	36.061	36.141	256.5	10:51:30.421	10		1:47.830	35.089	34.896	37.845	253.5	10:48:59.726
11		1:53.010 P	34.246	34.227	44.537	260.8	10:53:23.431	11		1:43.193	34.323	34.117	34.753	259.6	10:50:42.919
12		1:43.674						12		1:43.674	34.628	34.215	34.831	260.2	10:52:26.593
13		2:11.111 P						13		2:11.111 P	40.737	41.612	48.762	211.7	10:54:37.704

35

Enzo Scionti

Dallara F320 HWA

Cem Bolukbasi

Dallara F320 HWA

Rookie

Drivex

Lap	D	Time	Sector 1	Sector 2	Sector 3	T. Spd	Elapsed	Lap	D	Time	Sector 1	Sector 2	Sector 3	T. Spd	Elapsed
1		10:29:41.240	10:28:08.095	47.153	45.992	200.0	10:29:41.240	1		10:29:42.947	10:28:17.346	41.960	43.641	171.7	10:29:42.947
2		1:59.045	44.441	37.884	36.720	254.1	10:31:40.285	2		1:51.479	37.988	36.396	37.095	257.1	10:31:34.426
3		1:45.317	34.866	35.194	35.257	257.7	10:33:25.602	3		1:44.725	34.951	34.674	35.100	254.1	10:33:19.151
4		1:45.165	34.714	35.167	35.284	258.9	10:35:10.767	4		1:52.023 P	34.916	34.829	42.278	254.1	10:35:11.174
5		1:54.605 P	35.221	36.021	43.363	257.7	10:37:05.372	5		5:10.442	3:53.291	39.019	38.132	167.1	10:40:21.616
6		5:09.407	3:46.960	41.306	41.141	186.5	10:42:14.779	6		1:49.813	36.846	35.899	37.068	238.4	10:42:11.429
7		1:44.915	34.765	35.095	35.055	261.5	10:43:59.694	7		1:46.466	35.034	34.527	36.905	254.1	10:43:57.895
8		1:46.105	34.566	35.148	36.391	263.4	10:45:45.799	8		1:43.544	34.488	34.317	34.739	258.9	10:45:41.439
9		1:43.693	34.265	34.555	34.873	262.7	10:47:29.492	9		1:45.927	34.643	34.367	36.917	255.3	10:47:27.366
10		1:45.055	35.084	34.896	35.075	220.4	10:49:14.547	10		1:43.684	34.361	34.238	35.085	260.2	10:49:11.050
11		1:43.943	34.262	34.502	35.179	262.7	10:50:58.490	11		1:46.887	34.567	34.810	37.510	255.9	10:50:57.937
12		1:43.852	34.181	34.550	35.121	265.3	10:52:42.342	12		1:43.810	34.259	34.554	34.997	262.7	10:52:41.747
13		2:01.415 P	36.343	37.154	47.918	219.5	10:54:43.757	13		2:48.380 P	46.574	50.684	1:11.122	165.3	10:55:30.127

52

Christian Mansell

Dallara F320 Spiess

Nicolas Pino

Dallara F320 HWA

Rookie

Team Motopark

Rookie

Drivex

Lap	D	Time	Sector 1	Sector 2	Sector 3	T. Spd	Elapsed	Lap	D	Time	Sector 1	Sector 2	Sector 3	T. Spd	Elapsed
1		10:35:07.775	10:33:42.672	42.127	42.976	187.1	10:35:07.775	1		10:29:14.485	10:27:58.443	38.619	37.423	186.2	10:29:14.485
2		1:48.601	35.889	36.353	36.359	217.3	10:36:56.376	2		1:48.024	36.134	35.822	36.068	247.7	10:31:02.509
3		1:44.527	34.579	34.818	35.130	257.1	10:38:40.903	3		1:46.747	35.280	35.571	35.896	249.4	10:32:49.256
4		1:53.375 P	34.737	34.888	43.750	255.3	10:40:34.278	4		1:52.337 P	35.118	35.134	42.085	251.1	10:34:41.593
5		2:12.341	56.802	37.820	37.719	212.5	10:42:46.619	5		5:43.633	4:26.649	39.828	37.156	192.8	10:40:25.226
6		1:43.310	34.331	34.173	34.806	257.7	10:44:29.929	6		1:48.856	36.107	36.455	36.294	217.7	10:42:14.082
7		1:46.584	34.477	35.309	36.798	257.7	10:46:16.513	7		1:44.398	34.708	34.885	34.805	257.1	10:43:58.480
8		1:43.424	34.236	34.327	34.861	257.1	10:47:59.937	8		1:46.376	35.350	35.481	35.545	229.7	10:45:44.856
9		1:45.123	34.352	34.875	35.896	256.5	10:49:45.060	9		1:44.242	34.535	34.595	35.112	255.3	10:47:29.098
10		1:44.142	34.187	34.260	35.695	258.3	10:51:29.202	10		1:44.005	34.299	34.675	35.031	257.1	10:49:13.103
11		1:57.653 P	35.604	35.182	46.867	254.1	10:53:26.855	11		1:43.821	34.332	34.491	34.998	258.3	10:50:56.924
12								12		1:53.529 P	34.656	34.860	44.013	255.3	10:52:50.453





Autodromo Nazionale Monza
Euroformula Open
Qualifying
Lap Analysis



88

Filip Kaminiaz

Dallara F320 Spiess

CryptoTower Racing Team

Lap	D	Time	Sector 1	Sector 2	Sector 3	T. Spd	Elapsed
1		10:34:59.227	10:33:36.131	41.164	41.932	156.5	10:34:59.227
2		2:14.603	37.486	40.473	56.644	238.4	10:37:13.830
3		1:47.844	35.439	35.810	36.595	252.3	10:39:01.674
4		1:49.903	35.094	34.876	39.933	253.5	10:40:51.577
5		1:44.033	34.590	34.393	35.050	254.1	10:42:35.610
6		1:49.278	34.562	34.619	40.097	254.7	10:44:24.888
7		1:59.008	43.856	35.886	39.266	255.3	10:46:23.896
8		1:49.389	34.564	34.481	40.344	254.7	10:48:13.285
9		1:43.702	34.625	34.324	34.753	255.3	10:49:56.987
10		1:48.344	34.554	34.448	39.342	254.7	10:51:45.331
11		1:43.876	34.650	34.236	34.990	254.7	10:53:29.207
12		2:08.260 P	40.549	39.295	48.416	200.0	10:55:37.467



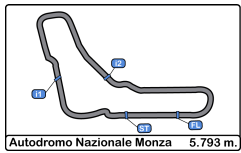


Autodromo Nazionale Monza
Euroformula Open
Qualifying
Best Sectors Results



Sector - 1				Sector - 2				Sector - 3				Ideal Lap vs Best Lap			
Clas	Nº	Driver	Time	Nº	Driver	Time	Nº	Driver	Time	Clas	Nº	Driver	Ideal Lap	Best Lap	Clas
1	28	Cameron Das	34.014	28	Cameron Das	34.028	21	Josh Mason	34.715	1	28	Cameron Das	1:42.797	1:42.797	1
2	27	Louis Foster	34.092	15	Enzo Trulli	34.033	15	Enzo Trulli	34.730	2	27	Louis Foster	1:42.999	1:43.094	2
3	25	Casper Stevenson	34.146	27	Louis Foster	34.082	74	Cem Bolukbasi	34.739	3	15	Enzo Trulli	1:43.010	1:43.101	3
4	10	Reshad de Gerus	34.162	71	Brad Benavides	34.117	18	Nazim Azman	34.739	4	10	Reshad de Gerus	1:43.137	1:43.248	4
5	35	Enzo Scionti	34.181	10	Reshad de Gerus	34.149	71	Brad Benavides	34.742	5	52	Christian Mansell	1:43.166	1:43.310	5
6	52	Christian Mansell	34.187	52	Christian Mansell	34.173	88	Filip Kaminiarz	34.753	6	71	Brad Benavides	1:43.182	1:43.322	6
7	15	Enzo Trulli	34.247	21	Josh Mason	34.236	28	Cameron Das	34.755	7	74	Cem Bolukbasi	1:43.236	1:43.544	10
8	74	Cem Bolukbasi	34.259	88	Filip Kaminiarz	34.236	78	Nicolas Pino	34.805	8	21	Josh Mason	1:43.314	1:43.397	8
9	78	Nicolas Pino	34.299	74	Cem Bolukbasi	34.238	52	Christian Mansell	34.806	9	18	Nazim Azman	1:43.358	1:43.367	7
10	71	Brad Benavides	34.323	18	Nazim Azman	34.285	27	Louis Foster	34.825	10	25	Casper Stevenson	1:43.388	1:43.423	9
11	18	Nazim Azman	34.334	25	Casper Stevenson	34.372	10	Reshad de Gerus	34.826	11	88	Filip Kaminiarz	1:43.543	1:43.702	12
12	21	Josh Mason	34.363	78	Nicolas Pino	34.491	25	Casper Stevenson	34.870	12	35	Enzo Scionti	1:43.556	1:43.693	11
13	88	Filip Kaminiarz	34.554	35	Enzo Scionti	34.502	35	Enzo Scionti	34.873	13	78	Nicolas Pino	1:43.595	1:43.821	13






Autodromo Nazionale Monza
Euroformula Open
Qualifying
Best 5 Lap Times



Autodromo Nazionale Monza 5.793 m

Cls	N°	Driver	Nat	Cat	Cls	Team	Nat	Vehicle	Best 1		Best 2		Best 3		Best 4		Best 5	
									Time	Lap	Time	Lap	Time	Lap	Time	Lap	Time	Lap
1	28	Cameron Das				Team Motopark		Dallara F320 Spiess	1:42.797	9	1:43.090	7	1:46.064	8	1:46.476	10	1:46.707	3
2	27	Louis Foster				CryptoTower Racing Team		Dallara F320 Spiess	1:43.094	10	1:43.185	6	1:43.281	8	1:45.546	4	1:45.701	9
3	15	Enzo Trulli		R	1	Carlin		Dallara F320 Spiess	1:43.101	11	1:43.163	10	1:44.045	9	1:44.088	4	1:44.580	3
4	10	Reshad de Gerus				Team Motopark		Dallara F320 Spiess	1:43.248	9	1:43.260	11	1:43.508	7	1:43.929	3	1:45.429	8
5	52	Christian Mansell		R	2	Team Motopark		Dallara F320 Spiess	1:43.310	6	1:43.424	8	1:44.142	10	1:45.123	9	1:46.584	7
6	71	Brad Benavides				Carlin		Dallara F320 Spiess	1:43.322	9	1:43.549	4	1:44.123	8	1:44.249	3	1:47.830	10
7	18	Nazim Azman				CryptoTower Racing Team		Dallara F320 Spiess	1:43.367	8	1:43.583	10	1:43.932	6	1:44.757	4	1:48.876	5
8	21	Josh Mason				Double R Racing		Dallara F320 HWA	1:43.397	10	1:43.456	11	1:43.508	12	1:43.694	13	1:43.859	9
9	25	Casper Stevenson		R	3	Van Amersfoort Racing		Dallara F320 HWA	1:43.423	9	1:43.798	11	1:43.902	7	1:45.470	3	1:46.023	10
10	74	Cem Bolukbasi				Van Amersfoort Racing		Dallara F320 HWA	1:43.544	8	1:43.684	10	1:43.810	12	1:45.927	9	1:46.466	7
11	35	Enzo Scionti		R	4	Drivex		Dallara F320 HWA	1:43.693	9	1:43.852	12	1:43.943	11	1:44.915	7	1:45.055	10
12	88	Filip Kaminiarz				CryptoTower Racing Team		Dallara F320 Spiess	1:43.702	9	1:43.876	11	1:44.033	5	1:47.844	3	1:48.344	10
13	78	Nicolas Pino		R	5	Drivex		Dallara F320 HWA	1:43.821	11	1:44.005	10	1:44.242	9	1:44.398	7	1:46.376	8





Autodromo Nazionale Monza
Euroformula Open
Qualifying
Best 5 Top Speeds



Clas	N°	Driver	Nat	Cat	Cls	Team	Nat	Vehicle	Top 1		Top 2		Top 3		Top 4		Top 5		Avg
									Km/h	Lap	Km/h	Lap	Km/h	Lap	Km/h	Lap	Km/h	Lap	
1	35	Enzo Scionti		R	1	Drivex		Dallara F320 HWA	265.3	12	263.4	8	262.7	9	262.7	11	261.5	7	263.1
2	71	Brad Benavides				Carlin		Dallara F320 Spiess	262.7	4	262.7	5	260.2	12	259.6	3	259.6	9	261.0
3	74	Cem Bolukbasi				Van Amersfoort Racing		Dallara F320 HWA	262.7	12	260.2	10	258.9	8	257.1	2	255.9	11	259.0
4	15	Enzo Trulli		R	2	Carlin		Dallara F320 Spiess	261.5	11	258.9	10	258.3	4	258.3	5	257.7	9	258.9
5	27	Louis Foster				CryptoTower Racing Team		Dallara F320 Spiess	261.5	6	259.6	8	259.6	10	258.9	4	255.9	9	259.1
6	28	Cameron Das				Team Motopark		Dallara F320 Spiess	261.5	9	260.8	4	260.8	11	260.2	7	256.5	8	260.0
7	25	Casper Stevenson		R	3	Van Amersfoort Racing		Dallara F320 HWA	260.2	9	259.6	7	259.6	11	256.5	10	255.9	3	258.3
8	10	Reshad de Gerus				Team Motopark		Dallara F320 Spiess	258.9	7	258.9	9	257.1	3	257.1	5	256.5	6	257.7
9	21	Josh Mason				Double R Racing		Dallara F320 HWA	258.9	10	258.9	12	258.9	13	258.3	5	258.3	11	258.7
10	18	Nazim Azman				CryptoTower Racing Team		Dallara F320 Spiess	258.3	6	257.7	10	257.1	7	257.1	8	256.5	9	257.3
11	52	Christian Mansell		R	4	Team Motopark		Dallara F320 Spiess	258.3	10	257.7	6	257.7	7	257.1	3	257.1	8	257.6
12	78	Nicolas Pino		R	5	Drivex		Dallara F320 HWA	258.3	11	257.1	7	257.1	10	255.3	9	255.3	12	256.6
13	88	Filip Kaminiaz				CryptoTower Racing Team		Dallara F320 Spiess	255.3	7	255.3	9	254.7	6	254.7	8	254.7	10	254.9





Autodromo Nazionale Monza
Euroformula Open
Qualifying
Fastest Laps Sequence



Lap	Time of Day	Session Time	N°	Driver	Nat	Cat	Team	Nat	Vehicle	Time	Km/h	
2	10:31:02.509	4:02.509	78	Nicolas Pino		CHL	R	Drivex		ESP	Dallara F320 HWA	1:48.024 193.0
3	10:32:49.256	5:49.256	78	Nicolas Pino		CHL	R	Drivex		ESP	Dallara F320 HWA	1:46.747 195.3
3	10:33:24.097	6:24.097	25	Casper Stevenson		GBR	R	Van Amersfoort Racing		NLD	Dallara F320 HWA	1:45.470 197.7
3	10:33:25.602	6:25.602	35	Enzo Scionti		USA	R	Drivex		ESP	Dallara F320 HWA	1:45.317 198.0
3	10:33:29.121	6:29.121	15	Enzo Trulli		ITA	R	Carlin		GBR	Dallara F320 Spiess	1:44.580 199.4
3	10:33:30.271	6:30.271	71	Brad Benavides		USA		Carlin		GBR	Dallara F320 Spiess	1:44.249 200.0
4	10:35:13.209	8:13.209	15	Enzo Trulli		ITA	R	Carlin		GBR	Dallara F320 Spiess	1:44.088 200.3
4	10:35:13.820	8:13.820	71	Brad Benavides		USA		Carlin		GBR	Dallara F320 Spiess	1:43.549 201.4
6	10:43:41.107	16:41.107	27	Louis Foster		GBR		CryptoTower Racing Team		JPN	Dallara F320 Spiess	1:43.185 202.1
7	10:46:15.084	19:15.084	28	Cameron Das		USA		Team Motopark		DEU	Dallara F320 Spiess	1:43.090 202.2
9	10:49:43.945	22:43.945	28	Cameron Das		USA		Team Motopark		DEU	Dallara F320 Spiess	1:42.797 202.8





Autodromo Nazionale Monza
Euroformula Open
Qualifying
Event Best Maximum Speed



N°	Driver	Nat	Cat	Clas	Team	Nat	Vehicle	Km/h	Session
35	Enzo Scionti		USA	R 1	Drivex		Dallara F320 HWA	265.3	Qualifying
25	Casper Stevenson		GBR	R 2	Van Amersfoort Racing		Dallara F320 HWA	264.0	Private test - 1
21	Josh Mason		GBR		Double R Racing		Dallara F320 HWA	264.0	Private test - 3
84	Francesco Simonazzi		ITA	R 3	BVM Racing		Dallara F320 Spiess	262.7	Private test - 3
28	Cameron Das		USA		Team Motopark		Dallara F320 Spiess	262.7	Free Practice - 2
10	Reshad de Gerus		FRA		Team Motopark		Dallara F320 Spiess	262.7	Free Practice - 2
71	Brad Benavides		USA		Carlin		Dallara F320 Spiess	262.7	Qualifying
74	Cem Bolukbasi		TUR		Van Amersfoort Racing		Dallara F320 HWA	262.7	Qualifying
27	Louis Foster		GBR		CryptoTower Racing Team		Dallara F320 Spiess	261.5	Free Practice - 2
52	Christian Mansell		AUS	R 4	Team Motopark		Dallara F320 Spiess	261.5	Free Practice - 2
15	Enzo Trulli		ITA	R 5	Carlin		Dallara F320 Spiess	261.5	Qualifying
88	Filip Kaminiarz		POL		CryptoTower Racing Team		Dallara F320 Spiess	260.2	Private test - 3
18	Nazim Azman		MYS		CryptoTower Racing Team		Dallara F320 Spiess	258.9	Free Practice - 2
78	Nicolas Pino		CHL	R 6	Drivex		Dallara F320 HWA	258.3	Free Practice - 1





Autodromo Nazionale Monza
Euroformula Open
Qualifying
Pit Stop Analysis



15 Enzo Trulli Dallara F320 Spiess
 Rookie Carlin

N°	In Day Time	In Time	Out Time	Pit Time	T. Pit Time	Handicap	Penalty
1	10:37:01.746	10:37:01.746	10:39:45.130	2:43.384	2:43.384		
2	10:41:50.884	10:41:50.884	10:42:16.681	25.797	3:09.181		

21 Josh Mason Dallara F320 HWA
 Double R Racing

N°	In Day Time	In Time	Out Time	Pit Time	T. Pit Time	Handicap	Penalty
1	10:29:10.640	10:29:10.640	10:29:46.669	36.029	36.029		
2	10:38:46.661	10:38:46.661	10:39:59.216	1:12.555	1:48.584		

25 Casper Stevenson Dallara F320 HWA
 Rookie Van Amersfoort Racing

N°	In Day Time	In Time	Out Time	Pit Time	T. Pit Time	Handicap	Penalty
1	10:35:11.893	10:35:11.893	10:38:23.220	3:11.327	3:11.327		

28 Cameron Das Dallara F320 Spiess
 Team Motopark

N°	In Day Time	In Time	Out Time	Pit Time	T. Pit Time	Handicap	Penalty
1	10:40:27.467	10:40:27.467	10:40:53.582	26.115	26.115		

35 Enzo Scionti Dallara F320 HWA
 Rookie Drivex

N°	In Day Time	In Time	Out Time	Pit Time	T. Pit Time	Handicap	Penalty
1	10:37:00.028	10:37:00.028	10:40:10.967	3:10.939	3:10.939		

52 Christian Mansell Dallara F320 Spiess
 Rookie Team Motopark

N°	In Day Time	In Time	Out Time	Pit Time	T. Pit Time	Handicap	Penalty
1	10:40:28.812	10:40:28.812	10:40:55.044	26.232	26.232		

71 Brad Benavides Dallara F320 Spiess
 Carlin

N°	In Day Time	In Time	Out Time	Pit Time	T. Pit Time	Handicap	Penalty
1	10:37:02.821	10:37:02.821	10:39:46.868	2:44.047	2:44.047		


74 Cem Bolukbasi Dallara F320 HWA
 Van Amersfoort Racing

N°	In Day Time	In Time	Out Time	Pit Time	T. Pit Time	Handicap	Penalty
1	10:35:05.178	10:35:05.178	10:38:21.483	3:16.305	3:16.305		

78 Nicolas Pino Dallara F320 HWA
 Rookie Drivex

N°	In Day Time	In Time	Out Time	Pit Time	T. Pit Time	Handicap	Penalty
1	10:34:36.130	10:34:36.130	10:38:29.026	3:52.896	3:52.896		

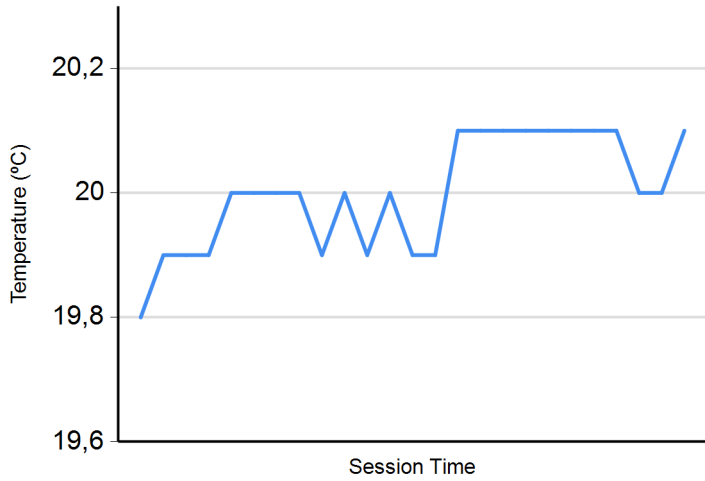




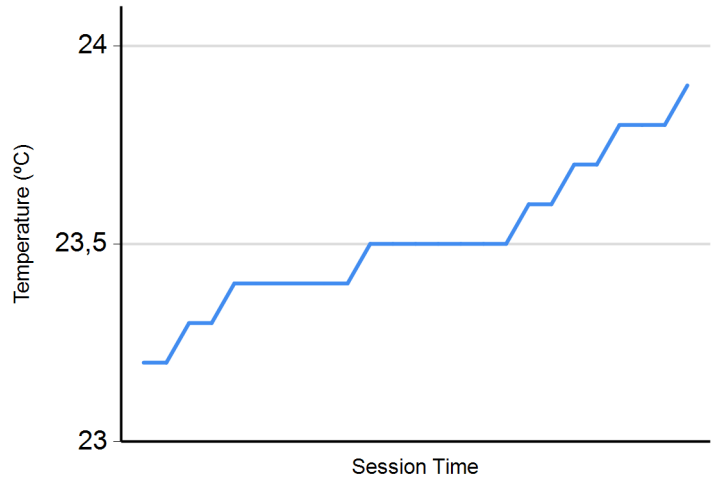
Autodromo Nazionale Monza
Euroformula Open
Qualifying
Weather Report



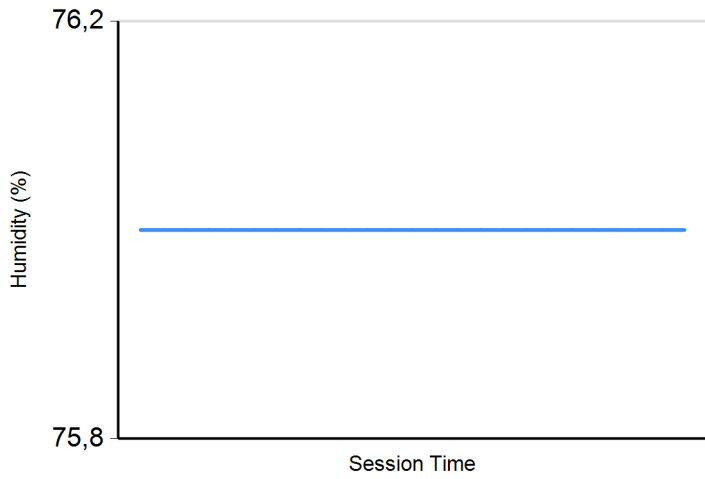
Air Temperature



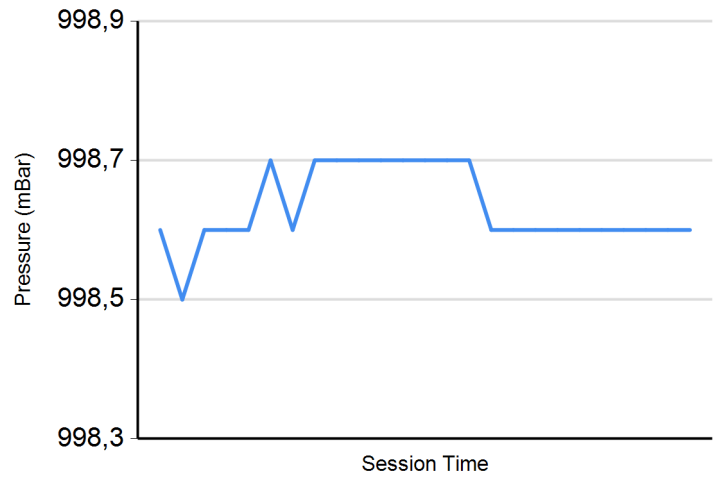
Track Temperature



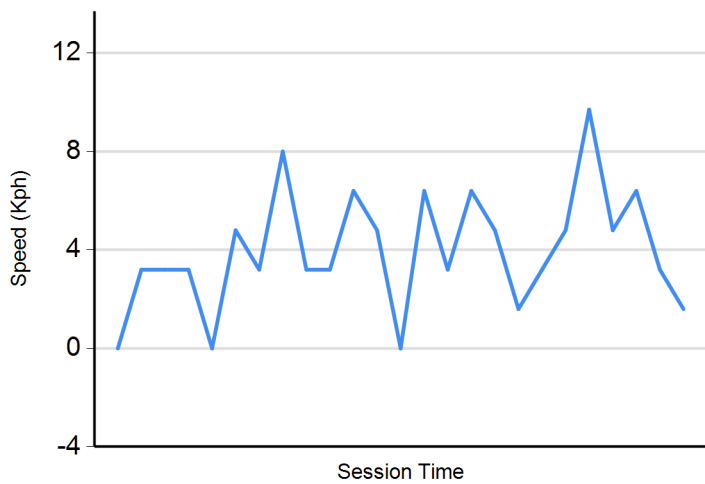
Humidity



Pressure



Wind Speed



Wind direction

