



**Autodromo Nazionale Monza**  
**Euroformula Open**  
**Race - 2**  
**Provisional Results**



Clas	Nº	Driver	Nat	Cat	Clas	Team	Nat	Vehicle	Laps	Total Time	Gap	Interval	Km/h	Best	Time	Km/h
1	25	Casper Stevenson	GBR	R	1	Van Amersfoort Racing	NLD	Dallara F320 HWA	15	36:14.621			143.8	15	2:01.132	172.1
2	74	Cem Bolukbasi	TUR			Van Amersfoort Racing	NLD	Dallara F320 HWA	15	36:15.385	0.764	0.764	143.8	12	2:00.877	172.5
3	88	Filip Kaminiarz	POL			CryptoTower Racing Team	JPN	Dallara F320 Spiess	15	36:18.643	4.022	3.258	143.5	14	2:00.995	172.3
4	18	Nazim Azman	MYS			CryptoTower Racing Team	JPN	Dallara F320 Spiess	15	36:21.452	6.831	2.809	143.4	15	2:00.757	172.7
5	28	Cameron Das	USA			Team Motopark	DEU	Dallara F320 Spiess	15	36:22.049	7.428	0.597	143.3	15	2:00.605	172.9
6	52	Christian Mansell	AUS	R	2	Team Motopark	DEU	Dallara F320 Spiess	15	36:23.940	9.319	1.891	143.2	15	2:01.062	172.2
7	71	Brad Benavides	USA			Carlin	GBR	Dallara F320 Spiess	15	36:35.147	20.526	11.207	142.5	14	2:02.079	170.8
8	35	Enzo Scionti	USA	R	3	Drivex	ESP	Dallara F320 HWA	15	36:38.526	23.905	3.379	142.2	12	2:02.049	170.8
9	10	Reshad de Gerus	FRA			Team Motopark	DEU	Dallara F320 Spiess	15	36:39.886	25.265	1.360	142.1	15	2:01.261	171.9
10	84	Francesco Simonazzi	ITA	R	4	BVM Racing	ITA	Dallara F320 Spiess	15	36:42.101	27.480	2.215	142.0	15	2:02.298	170.5
11	78	Nicolas Pino	CHL	R	5	Drivex	ESP	Dallara F320 HWA	15	36:44.697	30.076	2.596	141.8	15	2:01.461	171.6
12	21	Josh Mason	GBR			Double R Racing	GBR	Dallara F320 HWA	15	36:47.019	32.398	2.322	141.7	14	2:01.969	170.9
13	15	Enzo Trulli	ITA	R	6	Carlin	GBR	Dallara F320 Spiess	15	36:49.181	34.560	2.162	141.6	15	2:00.585	172.9
14	27	Louis Foster	GBR			CryptoTower Racing Team	JPN	Dallara F320 Spiess	13	38:10.348	2 Laps	2 Laps	118.3	13	2:01.314	171.9

Fastest lap Enzo Trulli in 2:00.585 at 172.9 Km/h in lap 15

**\* PENALTIES**

CAR 71 TIME 2:01.178 DELETED CUTTING TURN 1-2

Published at:.....

Track Temp: 18.4 °C Air Temp: 18.6 °C Humidity: 94 % Track Status: WET

Stewards:

Race Director:

Timekeeper:

  
 Luis Angel Garcia Nufez  
 JOB/I-0020-ESP





**Autodromo Nazionale Monza**  
**Euroformula Open**  
**Race - 2**



**Provisional Results by Category**

Clas	Nº	Driver	Nat	Cat	Clas	Team	Nat	Vehicle	Laps	Total Time	Gap	Interval	Km/h	Best	Time	Km/h
1	74	Cem Bolukbasi	TUR			Van Amersfoort Racing	NLD	Dallara F320 HWA	15	36:15.385			143.8	12	2:00.877	172.5
2	88	Filip Kaminiarz	POL			CryptoTower Racing Team	JPN	Dallara F320 Spiess	15	36:18.643	3.258	3.258	143.5	14	2:00.995	172.3
3	18	Nazim Azman	MYS			CryptoTower Racing Team	JPN	Dallara F320 Spiess	15	36:21.452	6.067	2.809	143.4	15	2:00.757	172.7
4	28	Cameron Das	USA			Team Motopark	DEU	Dallara F320 Spiess	15	36:22.049	6.664	0.597	143.3	15	2:00.605	172.9
5	71	Brad Benavides	USA			Carlin	GBR	Dallara F320 Spiess	15	36:35.147	19.762	13.098	142.5	14	2:02.079	170.8
6	10	Reshad de Gerus	FRA			Team Motopark	DEU	Dallara F320 Spiess	15	36:39.886	24.501	4.739	142.1	15	2:01.261	171.9
7	21	Josh Mason	GBR			Double R Racing	GBR	Dallara F320 HWA	15	36:47.019	31.634	7.133	141.7	14	2:01.969	170.9
8	27	Louis Foster	GBR			CryptoTower Racing Team	JPN	Dallara F320 Spiess	13	38:10.348	2 Laps	2 Laps	118.3	13	2:01.314	171.9

Rookie																
1	25	Casper Stevenson	GBR	R	1	Van Amersfoort Racing	NLD	Dallara F320 HWA	15	36:14.621			143.8	15	2:01.132	172.1
2	52	Christian Mansell	AUS	R	2	Team Motopark	DEU	Dallara F320 Spiess	15	36:23.940	9.319	9.319	143.2	15	2:01.062	172.2
3	35	Enzo Scionti	USA	R	3	Drivex	ESP	Dallara F320 HWA	15	36:38.526	23.905	14.586	142.2	12	2:02.049	170.8
4	84	Francesco Simonazzi	ITA	R	4	BVM Racing	ITA	Dallara F320 Spiess	15	36:42.101	27.480	3.575	142.0	15	2:02.298	170.5
5	78	Nicolas Pino	CHL	R	5	Drivex	ESP	Dallara F320 HWA	15	36:44.697	30.076	2.596	141.8	15	2:01.461	171.6
6	15	Enzo Trulli	ITA	R	6	Carlin	GBR	Dallara F320 Spiess	15	36:49.181	34.560	4.484	141.6	15	2:00.585	172.9

Fastest lap Enzo Trulli in 2:00.585 at 172.9 Km/h in lap 15

**\* PENALTIES**


CAR 71 TIME 2:01.178 DELETED CUTTING TURN 1-2

Published at:.....

Track Temp: 18.4 °C Air Temp: 18.6 °C Humidity: 94 % Track Status: WET

<b>Stewards:</b>	<b>Race Director:</b>	<b>Timekeeper:</b>  Luis Angel Garcia Nufez JOB/I-0020-ESP
------------------	-----------------------	---





**Autodromo Nazionale Monza**  
**Euroformula Open**  
**Race - 2**



**Provisional Classification by Driver Fastest Lap**

Clas	Nº	Driver	Nat	Cat	Clas	Team	Nat	Vehicle	Laps	Best	Time	Gap	Interval	Km/h
1	15	Enzo Trulli	ITA	R	1	Carlin	GBR	Dallara F320 Spiess	15	15	2:00.585			172.9
2	28	Cameron Das	USA			Team Motopark	DEU	Dallara F320 Spiess	15	15	2:00.605	0.020	0.020	172.9
3	18	Nazim Azman	MYS			CryptoTower Racing Team	JPN	Dallara F320 Spiess	15	15	2:00.757	0.172	0.152	172.7
4	74	Cem Bolukbasi	TUR			Van Amersfoort Racing	NLD	Dallara F320 HWA	15	12	2:00.877	0.292	0.120	172.5
5	88	Filip Kaminiaz	POL			CryptoTower Racing Team	JPN	Dallara F320 Spiess	15	14	2:00.995	0.410	0.118	172.3
6	52	Christian Mansell	AUS	R	2	Team Motopark	DEU	Dallara F320 Spiess	15	15	2:01.062	0.477	0.067	172.2
7	25	Casper Stevenson	GBR	R	3	Van Amersfoort Racing	NLD	Dallara F320 HWA	15	15	2:01.132	0.547	0.070	172.1
8	10	Reshad de Gerus	FRA			Team Motopark	DEU	Dallara F320 Spiess	15	15	2:01.261	0.676	0.129	171.9
9	27	Louis Foster	GBR			CryptoTower Racing Team	JPN	Dallara F320 Spiess	13	13	2:01.314	0.729	0.053	171.9
10	78	Nicolas Pino	CHL	R	4	Drivex	ESP	Dallara F320 HWA	15	15	2:01.461	0.876	0.147	171.6
11	21	Josh Mason	GBR			Double R Racing	GBR	Dallara F320 HWA	15	14	2:01.969	1.384	0.508	170.9
12	35	Enzo Scionti	USA	R	5	Drivex	ESP	Dallara F320 HWA	15	12	2:02.049	1.464	0.080	170.8
13	71	Brad Benavides	USA			Carlin	GBR	Dallara F320 Spiess	15	14	2:02.079	1.494	0.030	170.8
14	84	Francesco Simonazzi	ITA	R	6	BVM Racing	ITA	Dallara F320 Spiess	15	15	2:02.298	1.713	0.219	170.5





**Autodromo Nazionale Monza**  
**Euroformula Open**  
**Race - 2**  
**Distance and Speed Average**



Clas	Nº	Driver	Nat	Cat	Clas	Team	Nat	Vehicle	Laps	Distance	Total Time	Km/h
1	25	Casper Stevenson		R	1	Van Amersfoort Racing		Dallara F320 HWA	15	86.89	36:14.621	143.8
2	74	Cem Bolukbasi				Van Amersfoort Racing		Dallara F320 HWA	15	86.89	36:15.385	143.8
3	88	Filip Kaminiarz				CryptoTower Racing Team		Dallara F320 Spiess	15	86.89	36:18.643	143.5
4	18	Nazim Azman				CryptoTower Racing Team		Dallara F320 Spiess	15	86.89	36:21.452	143.4
5	28	Cameron Das				Team Motopark		Dallara F320 Spiess	15	86.89	36:22.049	143.3
6	52	Christian Mansell		R	2	Team Motopark		Dallara F320 Spiess	15	86.89	36:23.940	143.2
7	71	Brad Benavides				Carlin		Dallara F320 Spiess	15	86.89	36:35.147	142.5
8	35	Enzo Scionti		R	3	Drivex		Dallara F320 HWA	15	86.89	36:38.526	142.2
9	10	Reshad de Gerus				Team Motopark		Dallara F320 Spiess	15	86.89	36:39.886	142.1
10	84	Francesco Simonazzi		R	4	BVM Racing		Dallara F320 Spiess	15	86.89	36:42.101	142.0
11	78	Nicolas Pino		R	5	Drivex		Dallara F320 HWA	15	86.89	36:44.697	141.8
12	21	Josh Mason				Double R Racing		Dallara F320 HWA	15	86.89	36:47.019	141.7
13	15	Enzo Trulli		R	6	Carlin		Dallara F320 Spiess	15	86.89	36:49.181	141.6
14	27	Louis Foster				CryptoTower Racing Team		Dallara F320 Spiess	13	75.30	38:10.348	118.3





**Autodromo Nazionale Monza**  
**Euroformula Open**  
**Race - 2**  
**Lap Analysis**



**10** Reshad de Gerus Dallara F320 Spiess **21** Josh Mason Dallara F320 HWA  
 Team Motopark Double R Racing

Lap	D	Time	Sector 1	Sector 2	Sector 3	T. Spd	Elapsed	Lap	D	Time	Sector 1	Sector 2	Sector 3	T. Spd	Elapsed
1		3:58.755	1:27.273	1:15.864	1:15.618	77.9	3:58.755	1		4:00.487	1:28.808	1:15.434	1:16.245	74.2	4:00.487
2		3:04.560	1:00.361	1:07.499	56.700	91.2	7:03.315	2		3:04.425	59.960	1:06.972	57.493	96.1	7:04.912
3		2:58.900	54.783	1:04.387	59.730	127.2	10:02.215	3		3:00.149	54.572	1:04.317	1:01.260	131.7	10:05.061
4		2:57.289	56.278	58.420	1:02.591	99.0	12:59.504	4		2:55.362	56.200	57.342	1:01.820	106.8	13:00.423
5		2:53.422	54.208	1:01.232	57.982	127.6	15:52.926	5		2:53.632	54.281	1:01.115	58.236	126.6	15:54.055
6		2:13.368	43.789	45.410	44.169	155.6	18:06.294	6		2:15.029	44.154	45.838	45.037	157.6	18:09.084
7		2:07.711	40.875	43.582	43.254	173.6	20:14.005	7		2:08.266	41.245	43.608	43.413	194.5	20:17.350
8		2:06.061	40.903	42.729	42.429	186.5	22:20.066	8		2:06.292	40.604	42.933	42.755	204.9	22:23.642
9		2:03.839	39.606	42.180	42.053	220.8	24:23.905	9		2:04.700	39.827	42.406	42.467	225.4	24:28.342
10		2:03.709	39.667	41.977	42.065	223.6	26:27.614	10		2:03.688	39.665	41.951	42.072	227.8	26:32.030
11		2:03.247	39.295	41.968	41.984	233.7	28:30.861	11		2:03.369	39.318	41.933	42.118	230.2	28:35.399
12		2:02.409	39.128	41.629	41.652	236.3	30:33.270	12		2:04.749	39.299	41.597	43.853	231.2	30:40.148
13		2:03.353	38.711	42.118	42.524	237.3	32:36.623	13		2:02.816	39.591	41.819	41.406	230.2	32:42.964
14		2:02.002	39.013	41.574	41.415	236.3	34:38.625	14		2:01.969	39.296	41.623	41.050	232.7	34:44.933
15		2:01.261	38.682	41.219	41.360	236.8	36:39.886	15		2:02.086	39.054	42.268	40.764	233.2	36:47.019

**15** Enzo Trulli Dallara F320 Spiess **25** Casper Stevenson Dallara F320 HWA  
 Rookie Carlin Rookie Van Amersfoort Racing

Lap	D	Time	Sector 1	Sector 2	Sector 3	T. Spd	Elapsed	Lap	D	Time	Sector 1	Sector 2	Sector 3	T. Spd	Elapsed
1		4:02.713	1:30.168	1:16.301	1:16.244	66.2	4:02.713	1		3:46.557	1:14.779	1:14.638	1:17.140	72.9	3:46.557
2		3:03.751	59.018	1:07.982	56.751	85.0	7:06.464	2		3:04.816	1:00.463	1:04.384	59.969	116.8	6:51.373
3		3:00.115	54.818	1:04.002	1:01.295	119.3	10:06.579	3		2:58.931	55.853	1:01.208	1:01.870	143.4	9:50.304
4		2:55.136	56.230	57.356	1:01.550	114.6	13:01.715	4		2:58.742	53.666	1:01.395	1:03.681	172.5	12:49.046
5		2:52.916	54.159	1:01.206	57.551	109.4	15:54.631	5		2:57.910	53.616	1:01.806	1:02.488	191.8	15:46.956
6		2:16.721	46.089	45.548	45.084	151.4	18:11.352	6		2:06.371	41.165	42.784	42.422	202.6	17:53.327
7		2:08.432	41.645	43.270	43.517	193.8	20:19.784	7		2:04.428	40.290	42.271	41.867	224.5	19:57.755
8		2:06.020	40.556	42.315	43.149	191.8	22:25.804	8		2:03.473	40.097	41.799	41.577	225.9	22:01.228
9		2:07.025	41.325	42.133	43.567	187.1	24:32.829	9		2:03.286	40.225	41.845	41.216	226.4	24:04.514
10		2:03.481	39.933	41.724	41.824	208.8	26:36.310	10		2:02.810	39.948	41.700	41.162	227.3	26:07.324
11		2:02.796	39.616	41.761	41.419	219.9	28:39.106	11		2:02.125	39.960	41.518	40.647	229.2	28:09.449
12		2:01.810	39.453	41.354	41.003	228.3	30:40.916	12		2:01.327	39.671	41.164	40.492	232.2	30:10.776
13		2:06.453	42.058	42.897	41.498	157.8	32:47.369	13		2:01.296	39.495	41.259	40.542	233.2	32:12.072
14		2:01.227	39.129	41.222	40.876	231.2	34:48.596	14		2:01.417	39.387	41.453	40.577	233.7	34:13.489
15		2:00.585	38.831	40.910	40.844	237.8	36:49.181	15		2:01.132	38.929	41.409	40.794	235.2	36:14.621

**18** Nazim Azman Dallara F320 Spiess **27** Louis Foster Dallara F320 Spiess  
 CryptoTower Racing Team CryptoTower Racing Team

Lap	D	Time	Sector 1	Sector 2	Sector 3	T. Spd	Elapsed	Lap	D	Time	Sector 1	Sector 2	Sector 3	T. Spd	Elapsed
1		3:49.710	1:18.220	1:14.794	1:16.696	78.6	3:49.710	1		4:05.046	1:31.300	1:16.390	1:17.356	67.8	4:05.046
2		3:04.941	1:00.927	1:05.344	58.670	130.1	6:54.651	2		3:02.848	58.010	1:08.575	56.263	105.6	7:07.894
3		2:59.256	56.187	1:03.201	59.868	148.1	9:53.907	3		2:59.600	54.173	1:04.352	1:01.075	127.2	10:07.494
4		2:57.980	52.532	1:01.420	1:04.028	89.1	12:51.887	4		2:57.206	57.380	56.315	1:03.511	113.8	13:04.700
5		2:56.139	53.416	1:01.935	1:00.788	154.2	15:48.026	5		2:49.960	53.772	1:00.691	55.497	161.1	15:54.660
6		2:10.152	42.435	43.702	44.015	187.1	17:58.178	6		3:04.236 P	43.742	1:04.933	1:15.561	168.2	18:58.896
7		2:06.078	40.742	42.697	42.639	215.5	20:04.256	7		6:56.634	5:31.181	43.228	42.225	176.1	25:55.530
8		2:04.203	40.059	42.287	41.857	227.8	22:08.459	8		2:04.013	40.509	42.087	41.417	219.0	27:59.543
9		2:03.070	40.013	41.726	41.331	228.3	24:11.529	9		2:02.919	39.908	41.815	41.196	225.4	30:02.462
10		2:02.420	39.528	41.597	41.295	229.2	26:13.949	10		2:02.187	39.635	41.397	41.155	227.3	32:04.649
11		2:02.325	39.425	41.577	41.323	230.2	28:16.274	11		2:02.497	39.430	41.692	41.375	226.8	34:07.146
12		2:02.048	39.389	41.402	41.257	233.2	30:18.322	12		2:01.888	39.457	41.285	41.146	226.8	36:09.034
13		2:01.339	39.313	41.213	40.813	232.7	32:19.661	13		2:01.314	39.281	41.194	40.839	229.2	38:10.348
14		2:01.034	38.973	41.306	40.755	234.7	34:20.695								
15		2:00.757	38.933	41.140	40.684	234.2	36:21.452								





**Autodromo Nazionale Monza**  
**Euroformula Open**  
**Race - 2**  
**Lap Analysis**



**28**

Cameron Das

Dallara F320 Spiess **71**

Brad Benavides

Dallara F320 Spiess

Team Motopark

Carlin

Lap D	Time	Sector 1	Sector 2	Sector 3	T. Spd	Elapsed	Lap D	Time	Sector 1	Sector 2	Sector 3	T. Spd	Elapsed
1	3:53.084	1:21.602	1:14.579	1:16.903	74.4	3:53.084	1	3:54.212	1:22.706	1:14.720	1:16.786	78.3	3:54.212
2	3:04.503	59.907	1:05.828	58.768	121.2	6:57.587	2	3:04.548	1:00.097	1:06.153	58.298	127.6	6:58.760
3	2:58.615	56.152	1:03.525	58.938	122.7	9:56.202	3	2:58.789	55.974	1:03.146	59.669	143.4	9:57.549
4	2:57.822	54.667	59.727	1:03.428	87.1	12:54.024	4	2:56.964	54.704	59.263	1:02.997	89.1	12:54.513
5	2:55.200	54.194	1:02.128	58.878	118.2	15:49.224	5	2:55.349	54.206	1:02.236	58.907	125.8	15:49.862
6	2:10.015	43.071	43.833	43.111	166.4	17:59.239	6	2:12.172	43.255	44.371	44.546	157.4	18:02.034
7	2:05.743	40.028	42.964	42.751	219.5	20:04.982	7	2:07.297	40.668	43.231	43.398	207.2	20:09.331
8	2:04.178	39.855	42.420	41.903	223.6	22:09.160	8	2:05.624	40.115	42.466	43.043	219.5	22:14.955
9	2:03.239	39.634	42.195	41.410	212.5	24:12.399	9	2:04.812	39.971	42.311	42.530	228.8	24:19.767
10	2:02.374	39.183	41.801	41.390	230.7	26:14.773	10	2:03.747	39.388	42.186	42.173	232.2	26:23.514
11	2:02.174	39.494	41.529	41.151	228.8	28:16.947	11	2:02.758	39.482	41.497	41.779	233.7	28:26.272
12	2:01.858	39.042	41.729	41.087	228.3	30:18.805	12	2:03.103	39.111	41.236	42.756	233.2	30:29.375
13	2:01.418	39.213	41.418	40.787	230.7	32:20.223	13	2:01.178	37.689	41.815	41.674	234.7	32:30.553
14	2:01.221	38.897	41.320	41.004	234.2	34:21.444	14	2:02.079	38.988	41.773	41.318	237.8	34:32.632
15	2:00.605	38.697	41.242	40.666	235.8	36:22.049	15	2:02.515	39.049	41.805	41.661	238.9	36:35.147

**35**

Enzo Scionti

Dallara F320 HWA **74**

Cem Bolukbasi

Dallara F320 HWA

Rookie

Drivex

Van Amersfoort Racing

Lap D	Time	Sector 1	Sector 2	Sector 3	T. Spd	Elapsed	Lap D	Time	Sector 1	Sector 2	Sector 3	T. Spd	Elapsed
1	3:57.887	1:26.007	1:15.592	1:16.288	71.2	3:57.887	1	3:50.424	1:18.636	1:14.899	1:16.889	90.8	3:50.424
2	3:04.385	1:00.655	1:06.746	56.984	105.5	7:02.272	2	3:04.862	1:00.897	1:05.476	58.489	119.2	6:55.286
3	2:59.477	55.591	1:03.389	1:00.497	120.0	10:01.749	3	2:59.072	56.174	1:03.417	59.481	141.1	9:54.358
4	2:56.790	55.527	58.670	1:02.593	103.6	12:58.539	4	2:58.030	52.932	1:01.137	1:03.961	99.1	12:52.388
5	2:53.406	54.351	1:01.137	57.918	142.2	15:51.945	5	2:55.659	53.322	1:02.133	1:00.204	140.8	15:48.047
6	2:11.560	43.839	43.673	44.048	159.2	18:03.505	6	2:07.546	41.539	43.243	42.764	199.2	17:55.593
7	2:07.478	41.622	42.829	43.027	210.1	20:10.983	7	2:04.287	39.972	42.300	42.015	222.6	19:59.880
8	2:05.621	40.339	42.644	42.638	219.9	22:16.604	8	2:03.585	39.702	41.924	41.959	227.3	22:03.465
9	2:05.261	40.894	42.369	41.998	220.8	24:21.865	9	2:02.513	39.702	41.658	41.153	228.3	24:05.978
10	2:02.685	39.812	41.463	41.410	222.6	26:24.550	10	2:02.641	39.688	41.678	41.275	231.2	26:08.619
11	2:03.097	40.005	41.891	41.201	227.8	28:27.647	11	2:02.035	39.520	41.559	40.956	230.7	28:10.654
12	2:02.049	39.999	41.121	40.929	206.1	30:29.696	12	2:00.877	39.139	41.090	40.648	235.2	30:11.531
13	2:02.675	39.591	41.791	41.293	232.7	32:32.371	13	2:01.217	38.770	41.633	40.814	237.3	32:12.748
14	2:03.020	39.477	42.280	41.263	233.2	34:35.391	14	2:01.480	39.121	41.415	40.944	233.2	34:14.228
15	2:03.135	39.737	42.353	41.045	208.4	36:38.526	15	2:01.157	38.808	41.228	41.121	236.8	36:15.385

**52**

Christian Mansell

Dallara F320 Spiess **78**

Nicolas Pino

Dallara F320 HWA

Rookie

Team Motopark

Rookie

Drivex

Lap D	Time	Sector 1	Sector 2	Sector 3	T. Spd	Elapsed	Lap D	Time	Sector 1	Sector 2	Sector 3	T. Spd	Elapsed
1	3:52.166	1:20.075	1:15.081	1:17.010	74.0	3:52.166	1	3:55.548	1:24.118	1:14.478	1:16.952	80.4	3:55.548
2	3:04.664	1:00.124	1:05.757	58.783	115.5	6:56.830	2	3:04.094	1:00.095	1:06.036	57.963	125.7	6:59.642
3	2:58.331	56.112	1:03.520	58.699	121.0	9:55.161	3	3:00.074	56.092	1:03.318	1:00.664	140.8	9:59.716
4	2:57.713	54.196	1:00.383	1:03.134	97.5	12:52.874	4	2:55.864	55.022	58.077	1:02.765	82.6	12:55.580
5	2:56.039	54.306	1:02.045	59.688	135.8	15:48.913	5	2:55.506	54.642	1:02.050	58.814	138.8	15:51.086
6	2:10.249	42.212	43.633	44.404	173.6	17:59.162	6	2:13.707	43.428	44.863	45.416	177.9	18:04.793
7	2:06.798	41.218	42.609	42.971	196.0	20:05.960	7	2:08.773	41.061	43.677	44.035	178.2	20:13.566
8	2:05.318	40.852	42.358	42.108	194.5	22:11.278	8	2:07.718	40.640	44.131	42.947	222.2	22:21.284
9	2:03.565	40.125	41.660	41.780	203.3	24:14.843	9	2:04.767	39.772	42.420	42.575	231.2	24:26.051
10	2:02.280	39.698	41.338	41.244	215.5	26:17.123	10	2:04.204	39.868	42.745	41.591	228.3	26:30.255
11	2:01.537	39.558	41.093	40.886	221.3	28:18.660	11	2:03.290	39.815	42.215	41.260	234.7	28:33.545
12	2:01.567	39.294	41.204	41.069	230.2	30:20.227	12	2:02.387	39.839	41.887	40.661	234.2	30:35.932
13	2:01.437	39.492	41.013	40.932	229.7	32:21.664	13	2:01.705	39.224	41.819	40.662	234.2	32:37.637
14	2:01.214	38.819	41.054	41.341	231.2	34:22.878	14	2:05.599	40.443	43.176	41.980	190.1	34:43.236
15	2:01.062	39.146	41.011	40.905	230.7	36:23.940	15	2:01.461	39.376	41.625	40.460	233.7	36:44.697





**Autodromo Nazionale Monza**  
**Euroformula Open**  
**Race - 2**  
**Lap Analysis**



**84**

Francesco Simonazzi

Dallara F320 Spiess

Rookie

BVM Racing

Lap	D	Time	Sector 1	Sector 2	Sector 3	T. Spd	Elapsed
1		3:56.032	1:24.747	1:14.715	1:16.570	75.8	3:56.032
2		3:04.523	1:00.045	1:06.363	58.115	106.2	7:00.555
3		2:59.965	55.553	1:03.803	1:00.609	143.2	10:00.520
4		2:56.063	55.344	58.453	1:02.266	76.4	12:56.583
5		2:55.045	54.922	1:01.487	58.636	130.9	15:51.628
6		2:11.003	41.825	44.901	44.277	176.1	18:02.631
7		2:07.786	40.607	43.526	43.653	188.8	20:10.417
8		2:05.937	40.049	42.859	43.029	224.0	22:16.354
9		2:04.901	40.267	42.617	42.017	228.8	24:21.255
10		2:04.241	39.638	41.988	42.615	234.7	26:25.496
11		2:03.524	39.449	42.259	41.816	211.7	28:29.020
12		2:03.307	40.076	41.796	41.435	213.8	30:32.327
13		2:04.563	38.976	42.438	43.149	236.8	32:36.890
14		2:02.913	39.295	42.098	41.520	231.2	34:39.803
15		2:02.298	39.312	41.116	41.870	239.4	36:42.101

**88**

Filip Kaminiarz

Dallara F320 Spiess

CryptoTower Racing Team

Lap	D	Time	Sector 1	Sector 2	Sector 3	T. Spd	Elapsed
1		3:48.070	1:15.690	1:16.208	1:16.172	72.9	3:48.070
2		3:04.641	1:01.408	1:05.001	58.232	114.2	6:52.711
3		2:59.046	57.289	1:01.565	1:00.192	155.8	9:51.757
4		2:58.208	53.554	1:01.056	1:03.598	173.0	12:49.965
5		2:57.668	53.829	1:01.920	1:01.919	167.9	15:47.633
6		2:06.487	41.579	42.422	42.486	193.2	17:54.120
7		2:04.295	40.859	41.656	41.780	220.8	19:58.415
8		2:03.653	40.592	41.882	41.179	213.4	22:02.068
9		2:02.972	40.111	41.463	41.398	227.8	24:05.040
10		2:02.798	40.413	41.213	41.172	211.3	26:07.838
11		2:03.773	40.817	41.947	41.009	187.1	28:11.611
12		2:02.240	39.881	41.166	41.193	227.8	30:13.851
13		2:02.251	39.483	41.457	41.311	231.2	32:16.102
14		2:00.995	39.525	40.785	40.685	231.7	34:17.097
15		2:01.546	39.008	41.098	41.440	231.7	36:18.643







**Autodromo Nazionale Monza**  
**Euroformula Open**  
**Race - 2**  
**Analysis by Lap**



Num	Lap Time	Gap
<b>Lap 1</b>		
25	3:46.557	
88	3:48.070	01.513
18	3:49.710	03.153
74	3:50.424	03.867
52	3:52.166	05.609
28	3:53.084	06.527
71	3:54.212	07.655
78	3:55.548	08.991
84	3:56.032	09.475
35	3:57.887	11.330
10	3:58.755	12.198
21	4:00.487	13.930
15	4:02.713	16.156
27	4:05.046	18.489
<b>Num Lap Time Gap</b>		
<b>Lap 2</b>		
25	3:04.816	
88	3:04.641	01.338
18	3:04.941	03.278
74	3:04.862	03.913
52	3:04.664	05.457
28	3:04.503	06.214
71	3:04.548	07.387
78	3:04.094	08.269
84	3:04.523	09.182
35	3:04.385	10.899
10	3:04.560	11.942
21	3:04.425	13.539
15	3:03.751	15.091
27	3:02.848	16.521
<b>Num Lap Time Gap</b>		
<b>Lap 3</b>		
25	2:58.931	
88	2:59.046	01.453
18	2:59.256	03.603
74	2:59.072	04.054
52	2:58.331	04.857
28	2:58.615	05.898
71	2:58.789	07.245
78	3:00.074	09.412
84	2:59.965	10.216
35	2:59.477	11.445
10	2:58.900	11.911
21	3:00.149	14.757
15	3:00.115	16.275
27	2:59.600	17.190
<b>Num Lap Time Gap</b>		
<b>Lap 4</b>		
25	2:58.742	
88	2:58.208	00.919
18	2:57.980	02.841
74	2:58.030	03.342
52	2:57.713	03.828
28	2:57.822	04.978
71	2:56.964	05.467

Num	Lap Time	Gap
<b>Lap 5</b>		
78	2:55.864	06.534
84	2:56.063	07.537
35	2:56.790	09.493
10	2:57.289	10.458
21	2:55.362	11.377
15	2:55.136	12.669
27	2:57.206	15.654
<b>Num Lap Time Gap</b>		
<b>Lap 6</b>		
25	2:57.910	
88	2:57.668	00.677
18	2:56.139	01.070
74	2:55.659	01.091
52	2:56.039	01.957
28	2:55.200	02.268
71	2:55.349	02.906
78	2:55.506	04.130
84	2:55.045	04.672
35	2:53.406	04.989
10	2:53.422	05.970
21	2:53.632	07.099
15	2:52.916	07.675
27	2:49.960	07.704
<b>Num Lap Time Gap</b>		
<b>Lap 7</b>		
25	2:06.371	
88	2:06.487	00.793
74	2:07.546	02.266
18	2:10.152	04.851
52	2:10.249	05.835
28	2:10.015	05.912
71	2:12.172	08.707
84	2:11.003	09.304
35	2:11.560	10.178
78	2:13.707	11.466
10	2:13.368	12.967
21	2:15.029	15.757
15	2:16.721	18.025
27	3:04.236	1:05.569
<b>Num Lap Time Gap</b>		
<b>Lap 8</b>		
25	2:04.428	
88	2:04.295	00.660
74	2:04.287	02.125
18	2:06.078	06.501
28	2:05.743	07.227
52	2:06.798	08.205
71	2:07.297	11.576
84	2:07.786	12.662
35	2:07.478	13.228
78	2:08.773	15.811
10	2:07.711	16.250
21	2:08.266	19.595
15	2:08.432	22.029

Num	Lap Time	Gap
<b>Lap 9</b>		
25	2:03.286	
88	2:02.972	00.526
74	2:02.513	01.464
18	2:03.070	07.015
28	2:03.239	07.885
52	2:03.565	10.329
71	2:04.812	15.253
84	2:04.901	16.741
35	2:05.261	17.351
10	2:03.839	19.391
78	2:04.767	21.537
21	2:04.700	23.828
15	2:07.025	28.315
27	6:56.634	2 Laps
<b>Num Lap Time Gap</b>		
<b>Lap 10</b>		
25	2:02.810	
88	2:02.798	00.514
74	2:02.641	01.295
18	2:02.420	06.625
28	2:02.374	07.449
52	2:02.280	09.799
71	2:03.747	16.190
35	2:02.685	17.226
84	2:04.241	18.172
10	2:03.709	20.290
78	2:04.204	22.931
21	2:03.688	24.706
15	2:03.481	28.986
27	2:04.013	2 Laps
<b>Num Lap Time Gap</b>		
<b>Lap 11</b>		
25	2:02.125	
74	2:02.035	01.205
88	2:03.773	02.162
18	2:02.325	06.825
28	2:02.174	07.498
52	2:01.537	09.211
71	2:02.758	16.823
35	2:03.097	18.198

Num	Lap Time	Gap
<b>Lap 12</b>		
84	2:03.524	19.571
10	2:03.247	21.412
78	2:03.290	24.096
21	2:03.369	25.950
15	2:02.796	29.657
27	2:02.919	2 Laps
<b>Num Lap Time Gap</b>		
<b>Lap 13</b>		
25	2:01.327	
74	2:00.877	00.755
88	2:02.240	03.075
18	2:02.048	07.546
28	2:01.858	08.029
52	2:01.567	09.451
71	2:03.103	18.599
35	2:02.049	18.920
84	2:03.307	21.551
10	2:02.409	22.494
78	2:02.387	25.156
21	2:04.749	29.372
15	2:01.810	30.140
27	2:02.187	2 Laps
<b>Num Lap Time Gap</b>		
<b>Lap 14</b>		
25	2:01.296	
74	2:01.217	00.676
88	2:02.251	04.030
18	2:01.339	07.589
28	2:01.418	08.151
52	2:01.437	09.592
71	2:01.178	18.481
35	2:02.675	20.299
10	2:03.353	24.551
84	2:04.563	24.818
78	2:01.705	25.565
21	2:02.816	30.892
15	2:06.453	35.297
27	2:02.497	2 Laps
<b>Num Lap Time Gap</b>		
<b>Lap 15</b>		
25	2:01.417	
74	2:01.480	00.739
88	2:00.995	03.608
18	2:01.034	07.206
28	2:01.221	07.955
52	2:01.214	09.389
71	2:02.079	19.143
35	2:03.020	21.902
10	2:02.002	25.136
84	2:02.913	26.314
78	2:05.599	29.747
21	2:01.969	31.444
15	2:01.227	35.107
27	2:01.888	2 Laps







**Autodromo Nazionale Monza**  
**Euroformula Open**  
**Race - 2**  
**Best Sectors Results**



Sector - 1				Sector - 2				Sector - 3				Ideal Lap vs Best Lap			
Clas	Nº	Driver	Time	Nº	Driver	Time	Nº	Driver	Time	Clas	Nº	Driver	Ideal Lap	Best Lap	Clas
1	71	Brad Benavides	37.689	88	Filip Kaminiarz	40.785	78	Nicolas Pino	40.460	1	71	Brad Benavides	2:00.243	2:02.079	13
2	10	Reshad de Gerus	38.682	15	Enzo Trulli	40.910	25	Casper Stevenson	40.492	2	88	Filip Kaminiarz	2:00.478	2:00.995	5
3	28	Cameron Das	38.697	52	Christian Mansell	41.011	74	Cem Bolukbasi	40.648	3	74	Cem Bolukbasi	2:00.508	2:00.877	4
4	74	Cem Bolukbasi	38.770	74	Cem Bolukbasi	41.090	28	Cameron Das	40.666	4	15	Enzo Trulli	2:00.585	2:00.585	1
5	52	Christian Mansell	38.819	84	Francesco Simonazzi	41.116	18	Nazim Azman	40.684	5	25	Casper Stevenson	2:00.585	2:01.132	7
6	15	Enzo Trulli	38.831	35	Enzo Scionti	41.121	88	Filip Kaminiarz	40.685	6	28	Cameron Das	2:00.605	2:00.605	2
7	25	Casper Stevenson	38.929	18	Nazim Azman	41.140	21	Josh Mason	40.764	7	52	Christian Mansell	2:00.716	2:01.062	6
8	18	Nazim Azman	38.933	25	Casper Stevenson	41.164	27	Louis Foster	40.839	8	18	Nazim Azman	2:00.757	2:00.757	3
9	84	Francesco Simonazzi	38.976	27	Louis Foster	41.194	15	Enzo Trulli	40.844	9	10	Reshad de Gerus	2:01.261	2:01.261	8
10	88	Filip Kaminiarz	39.008	10	Reshad de Gerus	41.219	52	Christian Mansell	40.886	10	78	Nicolas Pino	2:01.309	2:01.461	10
11	21	Josh Mason	39.054	71	Brad Benavides	41.236	35	Enzo Scionti	40.929	11	27	Louis Foster	2:01.314	2:01.314	9
12	78	Nicolas Pino	39.224	28	Cameron Das	41.242	71	Brad Benavides	41.318	12	21	Josh Mason	2:01.415	2:01.969	11
13	27	Louis Foster	39.281	21	Josh Mason	41.597	10	Reshad de Gerus	41.360	13	35	Enzo Scionti	2:01.527	2:02.049	12
14	35	Enzo Scionti	39.477	78	Nicolas Pino	41.625	84	Francesco Simonazzi	41.435	14	84	Francesco Simonazzi	2:01.527	2:02.298	14





**Autodromo Nazionale Monza**  
**Euroformula Open**  
**Race - 2**  
**Leader Sequence**



N°	Driver	Nat	Cat	Clas	Team	Nat	Vehicle	Start Lap	End Lap	Laps	Total Laps
25	Casper Stevenson	GB	R		Van Amersfoort Racing	NL	Dallara F320 HWA	1	15	15	15






**Autodromo Nazionale Monza**  
**Euroformula Open**  
**Race - 2**  
**Best 5 Lap Times**



Cls	N°	Driver	Nat	Cat	Cls	Team	Nat	Vehicle	Best 1		Best 2		Best 3		Best 4		Best 5	
									Time	Lap	Time	Lap	Time	Lap	Time	Lap	Time	Lap
1	15	Enzo Trulli	ITA	R	1	Carlin	GBR	Dallara F320 Spiess	2:00.585	15	2:01.227	14	2:01.810	12	2:02.796	11	2:03.481	10
2	28	Cameron Das	USA			Team Motopark	DEU	Dallara F320 Spiess	2:00.605	15	2:01.221	14	2:01.418	13	2:01.858	12	2:02.174	11
3	18	Nazim Azman	MYS			CryptoTower Racing Team	JPN	Dallara F320 Spiess	2:00.757	15	2:01.034	14	2:01.339	13	2:02.048	12	2:02.325	11
4	74	Cem Bolukbasi	TUR			Van Amersfoort Racing	NLD	Dallara F320 HWA	2:00.877	12	2:01.157	15	2:01.217	13	2:01.480	14	2:02.035	11
5	88	Filip Kaminiarz	POL			CryptoTower Racing Team	JPN	Dallara F320 Spiess	2:00.995	14	2:01.546	15	2:02.240	12	2:02.251	13	2:02.798	10
6	52	Christian Mansell	AUS	R	2	Team Motopark	DEU	Dallara F320 Spiess	2:01.062	15	2:01.214	14	2:01.437	13	2:01.537	11	2:01.567	12
7	25	Casper Stevenson	GBR	R	3	Van Amersfoort Racing	NLD	Dallara F320 HWA	2:01.132	15	2:01.296	13	2:01.327	12	2:01.417	14	2:02.125	11
8	10	Reshad de Gerus	FRA			Team Motopark	DEU	Dallara F320 Spiess	2:01.261	15	2:02.002	14	2:02.409	12	2:03.247	11	2:03.353	13
9	27	Louis Foster	GBR			CryptoTower Racing Team	JPN	Dallara F320 Spiess	2:01.314	13	2:01.888	12	2:02.187	10	2:02.497	11	2:02.919	9
10	78	Nicolas Pino	CHL	R	4	Drivex	ESP	Dallara F320 HWA	2:01.461	15	2:01.705	13	2:02.387	12	2:03.290	11	2:04.204	10
11	21	Josh Mason	GBR			Double R Racing	GBR	Dallara F320 HWA	2:01.969	14	2:02.086	15	2:02.816	13	2:03.369	11	2:03.688	10
12	35	Enzo Scionti	USA	R	5	Drivex	ESP	Dallara F320 HWA	2:02.049	12	2:02.675	13	2:02.685	10	2:03.020	14	2:03.097	11
13	71	Brad Benavides	USA			Carlin	GBR	Dallara F320 Spiess	2:02.079	14	2:02.515	15	2:02.758	11	2:03.103	12	2:03.747	10
14	84	Francesco	ITA	R	6	BVM Racing	ITA	Dallara F320 Spiess	2:02.298	15	2:02.913	14	2:03.307	12	2:03.524	11	2:04.241	10






**Autodromo Nazionale Monza**  
**Euroformula Open**  
**Race - 2**  
**Best 5 Top Speeds**



Clas	N°	Driver	Nat	Cat	Cls	Team	Nat	Vehicle	Top 1		Top 2		Top 3		Top 4		Top 5		Avg
									Km/h	Lap	Km/h	Lap	Km/h	Lap	Km/h	Lap	Km/h	Lap	
1	84	Francesco Simonazzi	ITA	R	1	BVM Racing	ITA	Dallara F320 Spiess	239.4	15	236.8	13	234.7	10	231.2	14	228.8	9	234.2
2	71	Brad Benavides	USA			Carlin	GBR	Dallara F320 Spiess	238.9	15	237.8	14	234.7	13	233.7	11	233.2	12	235.7
3	15	Enzo Trulli	ITA	R	2	Carlin	GBR	Dallara F320 Spiess	237.8	15	231.2	14	228.3	12	219.9	11	208.8	10	225.2
4	10	Reshad de Gerus	FRA			Team Motopark	DEU	Dallara F320 Spiess	237.3	13	236.8	15	236.3	12	236.3	14	233.7	11	236.1
5	74	Cem Bolukbasi	TUR			Van Amersfoort Racing	NLD	Dallara F320 HWA	237.3	13	236.8	15	235.2	12	233.2	14	231.2	10	234.8
6	28	Cameron Das	USA			Team Motopark	DEU	Dallara F320 Spiess	235.8	15	234.2	14	230.7	10	230.7	13	228.8	11	232.0
7	25	Casper Stevenson	GBR	R	3	Van Amersfoort Racing	NLD	Dallara F320 HWA	235.2	15	233.7	14	233.2	13	232.2	12	229.2	11	232.7
8	18	Nazim Azman	MYA			CryptoTower Racing Team	JPN	Dallara F320 Spiess	234.7	14	234.2	15	233.2	12	232.7	13	230.2	11	233.0
9	78	Nicolas Pino	CHL	R	4	Drivex	ESP	Dallara F320 HWA	234.7	11	234.2	12	234.2	13	233.7	15	231.2	9	233.6
10	21	Josh Mason	GBR			Double R Racing	GBR	Dallara F320 HWA	233.2	15	232.7	14	231.2	12	230.2	11	230.2	13	231.5
11	35	Enzo Scionti	USA	R	5	Drivex	ESP	Dallara F320 HWA	233.2	14	232.7	13	227.8	11	222.6	10	220.8	9	227.4
12	88	Filip Kaminiaz	POL			CryptoTower Racing Team	JPN	Dallara F320 Spiess	231.7	14	231.7	15	231.2	13	227.8	9	227.8	12	230.0
13	52	Christian Mansell	AUS	R	6	Team Motopark	DEU	Dallara F320 Spiess	231.2	14	230.7	15	230.2	12	229.7	13	221.3	11	228.6
14	27	Louis Foster	GBR			CryptoTower Racing Team	JPN	Dallara F320 Spiess	229.2	13	227.3	10	226.8	11	226.8	12	225.4	9	227.1





**Autodromo Nazionale Monza**  
**Euroformula Open**  
**Race - 2**  
**Fastest Laps Sequence**



Autodromo Nazionale Monza 5.793 m.

Lap	Time of Day	Session Time	N°	Driver	Nat	Cat	Team	Nat	Vehicle	Time	Km/h
2	9:52:01.047	6:51.047	25	Casper Stevenson	GBR	R	Van Amersfoort Racing	NLD	Dallara F320 HWA	3:04.816	112.8
2	9:52:02.385	6:52.385	88	Filip Kaminiarz	POL		CryptoTower Racing Team	JPN	Dallara F320 Spiess	3:04.641	112.9
2	9:52:07.262	6:57.262	28	Cameron Das	USA		Team Motopark	DEU	Dallara F320 Spiess	3:04.503	113.0
2	9:52:09.316	6:59.316	78	Nicolas Pino	CHL	R	Drivex	ESP	Dallara F320 HWA	3:04.094	113.2
2	9:52:16.139	7:06.139	15	Enzo Trulli	ITA	R	Carlin	GBR	Dallara F320 Spiess	3:03.751	113.4
2	9:52:17.568	7:07.568	27	Louis Foster	GBR		CryptoTower Racing Team	JPN	Dallara F320 Spiess	3:02.848	114.0
3	9:54:59.979	9:49.979	25	Casper Stevenson	GBR	R	Van Amersfoort Racing	NLD	Dallara F320 HWA	2:58.931	116.5
3	9:55:04.836	9:54.836	52	Christian Mansell	AUS	R	Team Motopark	DEU	Dallara F320 Spiess	2:58.331	116.9
4	9:57:59.640	12:49.640	88	Filip Kaminiarz	POL		CryptoTower Racing Team	JPN	Dallara F320 Spiess	2:58.208	117.0
4	9:58:01.562	12:51.562	18	Nazim Azman	MYS		CryptoTower Racing Team	JPN	Dallara F320 Spiess	2:57.980	117.1
4	9:58:02.548	12:52.548	52	Christian Mansell	AUS	R	Team Motopark	DEU	Dallara F320 Spiess	2:57.713	117.3
4	9:58:04.188	12:54.188	71	Brad Benavides	USA		Carlin	GBR	Dallara F320 Spiess	2:56.964	117.8
4	9:58:05.255	12:55.255	78	Nicolas Pino	CHL	R	Drivex	ESP	Dallara F320 HWA	2:55.864	118.5
4	9:58:10.098	13:00.098	21	Josh Mason	GBR		Double R Racing	GBR	Dallara F320 HWA	2:55.362	118.9
4	9:58:11.389	13:01.389	15	Enzo Trulli	ITA	R	Carlin	GBR	Dallara F320 Spiess	2:55.136	119.0
5	10:01:01.303	15:51.303	84	Francesco Simonazzi	ITA	R	BVM Racing	ITA	Dallara F320 Spiess	2:55.045	119.1
5	10:01:01.620	15:51.620	35	Enzo Scionti	USA	R	Drivex	ESP	Dallara F320 HWA	2:53.406	120.2
5	10:01:04.306	15:54.306	15	Enzo Trulli	ITA	R	Carlin	GBR	Dallara F320 Spiess	2:52.916	120.6
5	10:01:04.335	15:54.335	27	Louis Foster	GBR		CryptoTower Racing Team	JPN	Dallara F320 Spiess	2:49.960	122.7
6	10:03:03.002	17:53.002	25	Casper Stevenson	GBR	R	Van Amersfoort Racing	NLD	Dallara F320 HWA	2:06.371	165.0
7	10:05:07.429	19:57.429	25	Casper Stevenson	GBR	R	Van Amersfoort Racing	NLD	Dallara F320 HWA	2:04.428	167.6
7	10:05:08.090	19:58.090	88	Filip Kaminiarz	POL		CryptoTower Racing Team	JPN	Dallara F320 Spiess	2:04.295	167.7
7	10:05:09.555	19:59.555	74	Cem Bolukbasi	TUR		Van Amersfoort Racing	NLD	Dallara F320 HWA	2:04.287	167.7
8	10:07:10.903	22:00.903	25	Casper Stevenson	GBR	R	Van Amersfoort Racing	NLD	Dallara F320 HWA	2:03.473	168.9
9	10:09:14.188	24:04.188	25	Casper Stevenson	GBR	R	Van Amersfoort Racing	NLD	Dallara F320 HWA	2:03.286	169.1
9	10:09:14.715	24:04.715	88	Filip Kaminiarz	POL		CryptoTower Racing Team	JPN	Dallara F320 Spiess	2:02.972	169.5
9	10:09:15.653	24:05.653	74	Cem Bolukbasi	TUR		Van Amersfoort Racing	NLD	Dallara F320 HWA	2:02.513	170.2
10	10:11:23.623	26:13.623	18	Nazim Azman	MYS		CryptoTower Racing Team	JPN	Dallara F320 Spiess	2:02.420	170.3
10	10:11:24.447	26:14.447	28	Cameron Das	USA		Team Motopark	DEU	Dallara F320 Spiess	2:02.374	170.4
10	10:11:26.798	26:16.798	52	Christian Mansell	AUS	R	Team Motopark	DEU	Dallara F320 Spiess	2:02.280	170.5
11	10:13:19.124	28:09.124	25	Casper Stevenson	GBR	R	Van Amersfoort Racing	NLD	Dallara F320 HWA	2:02.125	170.7
11	10:13:20.328	28:10.328	74	Cem Bolukbasi	TUR		Van Amersfoort Racing	NLD	Dallara F320 HWA	2:02.035	170.8
11	10:13:28.334	28:18.334	52	Christian Mansell	AUS	R	Team Motopark	DEU	Dallara F320 Spiess	2:01.537	171.5
12	10:15:20.450	30:10.450	25	Casper Stevenson	GBR	R	Van Amersfoort Racing	NLD	Dallara F320 HWA	2:01.327	171.8
12	10:15:21.206	30:11.206	74	Cem Bolukbasi	TUR		Van Amersfoort Racing	NLD	Dallara F320 HWA	2:00.877	172.5
15	10:21:31.126	36:21.126	18	Nazim Azman	MYS		CryptoTower Racing Team	JPN	Dallara F320 Spiess	2:00.757	172.7
15	10:21:31.724	36:21.724	28	Cameron Das	USA		Team Motopark	DEU	Dallara F320 Spiess	2:00.605	172.9
15	10:21:58.856	36:48.856	15	Enzo Trulli	ITA	R	Carlin	GBR	Dallara F320 Spiess	2:00.585	172.9





**Autodromo Nazionale Monza**  
**Euroformula Open**  
**Race - 2**  
**Event Best Maximum Speed**



Autodromo Nazionale Monza 5.793 m.

N°	Driver	Nat	Cat	Clas	Team	Nat	Vehicle	Km/h	Session
25	Casper Stevenson		GBR	R 1	Van Amersfoort Racing		Dallara F320 HWA	<b>272.7</b>	Race - 1
74	Cem Bolukbasi		TUR		Van Amersfoort Racing		Dallara F320 HWA	<b>270.0</b>	Race - 1
78	Nicolas Pino		CHI	R 2	Drivex		Dallara F320 HWA	<b>268.6</b>	Race - 1
88	Filip Kaminiarz		POL		CryptoTower Racing Team		Dallara F320 Spiess	<b>267.9</b>	Race - 1
21	Josh Mason		GBR		Double R Racing		Dallara F320 HWA	<b>266.6</b>	Race - 1
35	Enzo Scionti		USA	R 3	Drivex		Dallara F320 HWA	<b>266.0</b>	Race - 1
18	Nazim Azman		MYS		CryptoTower Racing Team		Dallara F320 Spiess	<b>266.0</b>	Race - 1
15	Enzo Trulli		ITA	R 4	Carlin		Dallara F320 Spiess	<b>266.0</b>	Race - 1
71	Brad Benavides		USA		Carlin		Dallara F320 Spiess	<b>265.3</b>	Race - 1
52	Christian Mansell		AUS	R 5	Team Motopark		Dallara F320 Spiess	<b>264.0</b>	Race - 1
84	Francesco Simonazzi		ITA	R 6	BVM Racing		Dallara F320 Spiess	<b>262.7</b>	Private test - 3
28	Cameron Das		USA		Team Motopark		Dallara F320 Spiess	<b>262.7</b>	Free Practice - 2
10	Reshad de Gerus		FRA		Team Motopark		Dallara F320 Spiess	<b>262.7</b>	Free Practice - 2
27	Louis Foster		GBR		CryptoTower Racing Team		Dallara F320 Spiess	<b>261.5</b>	Qualifying





**Autodromo Nazionale Monza**  
**Euroformula Open**  
**Race - 2**  
**Lap Chart**



Autodromo Nazionale Monza 5.793 m.

**LAP**

Nr	Pos	Grid	1	2	3	4	5	6	7	8	9	10	11	12	13	14	15
25	1	25	25	25	25	25	25	25	25	25	25	25	25	25	25	25	25
88	2	88	88	88	88	88	88	88	88	88	88	88	74	74	74	74	74
18	3	18	18	18	18	18	18	74	74	74	74	74	88	88	88	88	88
74	4	74	74	74	74	74	74	18	18	18	18	18	18	18	18	18	18
52	5	52	52	52	52	52	52	28	28	28	28	28	28	28	28	28	28
28	6	28	28	28	28	28	28	28	52	52	52	52	52	52	52	52	52
71	7	71	71	71	71	71	71	71	71	71	71	71	71	71	71	71	71
78	8	78	78	78	78	78	78	84	84	84	84	35	35	35	35	35	35
84	9	84	84	84	84	84	84	35	35	35	35	84	84	84	10	10	10
35	10	35	35	35	35	35	35	78	78	10	10	10	10	10	84	84	84
10	11	10	10	10	10	10	10	10	10	78	78	78	78	78	78	78	78
21	12	21	21	21	21	21	21	21	21	21	21	21	21	21	21	21	21
15	13	15	15	15	15	15	15	15	15	15	15	15	15	15	15	15	15
27	14	27	27	27	27	27	27	27	27	27	27	27	27	27	27	27	27



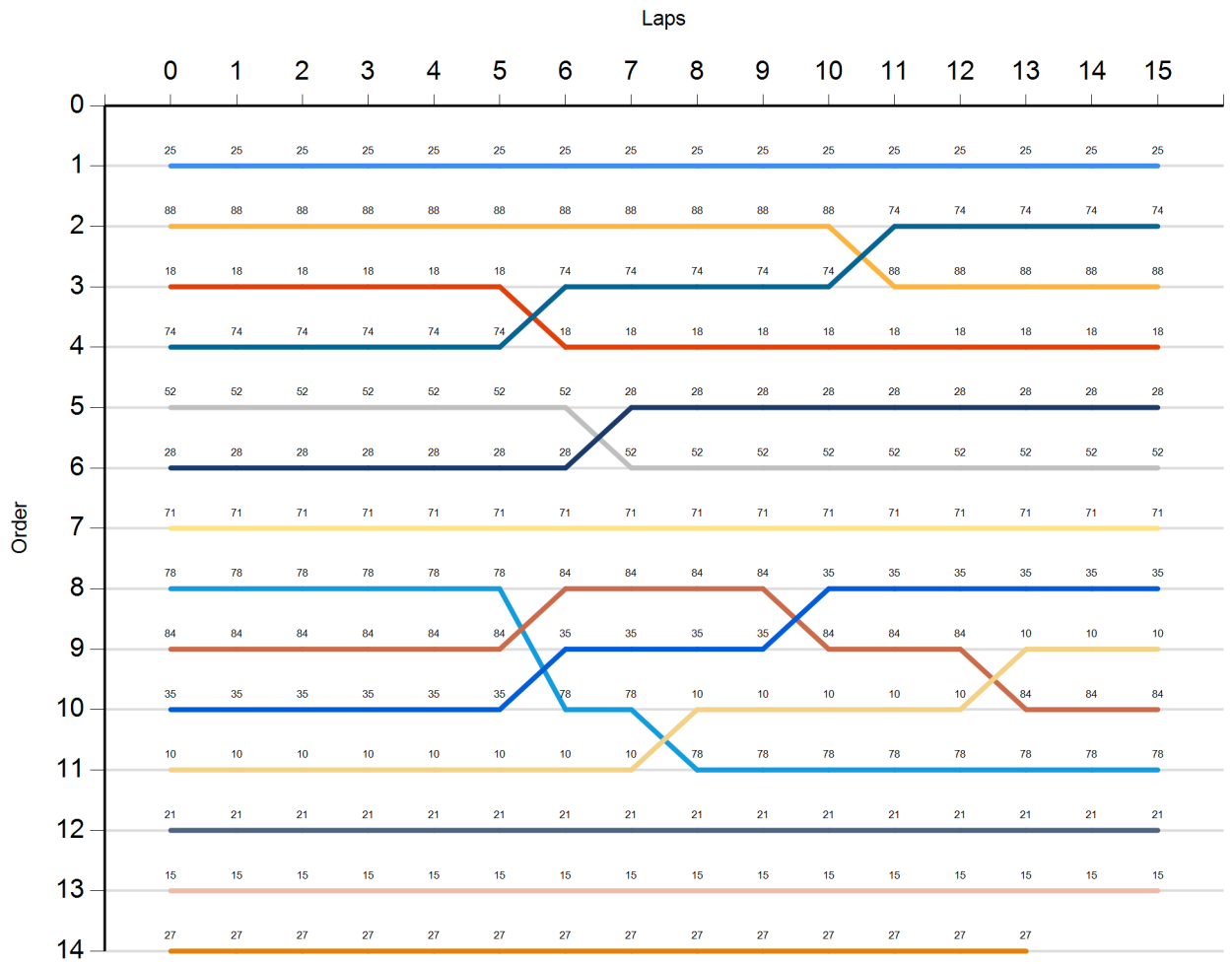




**Autodromo Nazionale Monza**  
**Euroformula Open**  
**Race - 2**  
**Graphic Lap Chart**



- 25
- 88
- 18
- 74
- 52
- 28
- 71
- 78
- 84
- 35
- 10
- 21
- 15
- 27





**Autodromo Nazionale Monza**  
**Euroformula Open**  
**Race - 2**  
**Pit Stop Analysis**



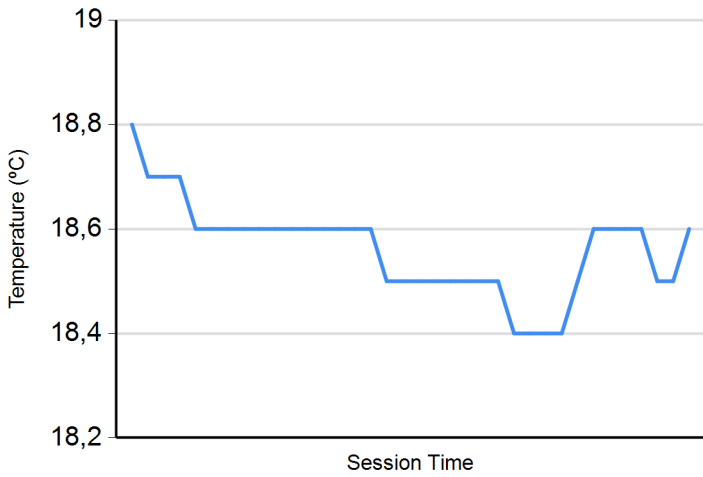
Autodromo Nazionale Monza 5.793 m.

Nr.	In Day Time	Driver	Nat	Cat	Team	Nat	Vehicle	In Time	Stop N°	Pit Time	Handicap	Penalty
27	10:04:03.082	Louis Foster		08	CryptoTower Racing Team		Dallara F320 Spiess	18:53.408	1	4:54.142		

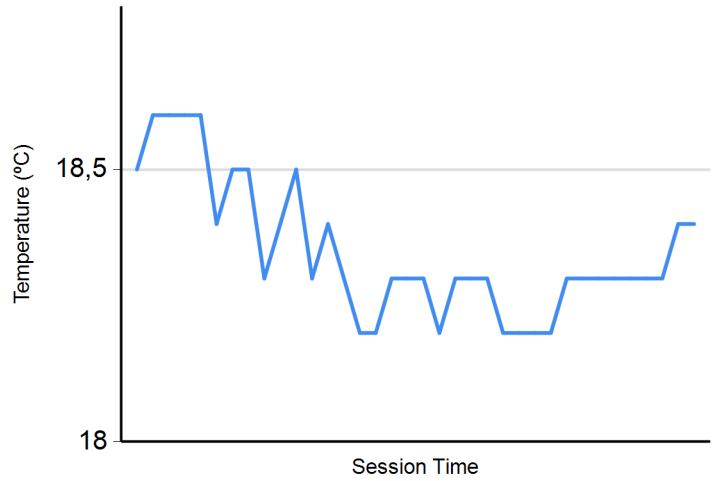




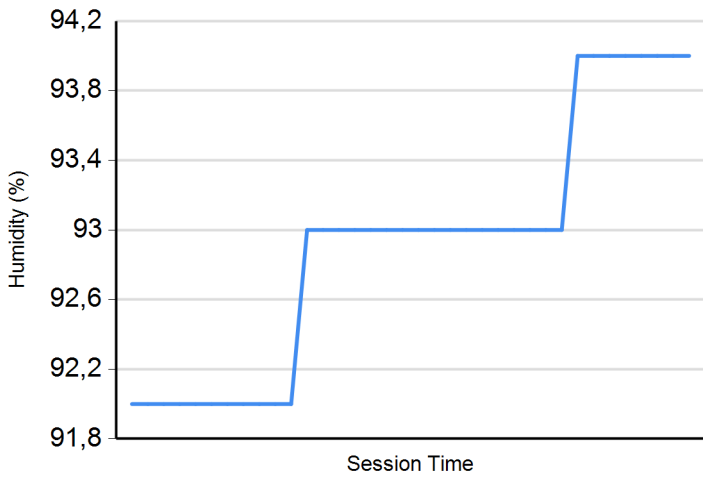
**Air Temperature**



**Track Temperature**



**Humidity**



**Pressure**

