



**Autodromo Nazionale Monza**  
**Euroformula Open**  
**Race - 3**  
**Provisional Results**



Clas	Nº	Driver	Nat	Cat	Clas	Team	Nat	Vehicle	Laps	Total Time	Gap	Interval	Km/h	Best	Time	Km/h
1	28	Cameron Das	USA			Team Motopark	DEU	Dallara F320 Spiess	11	26:40.640			143.3	7	2:06.780	164.4
2	74 *	Cem Bolukbasi	TUR			Van Amersfoort Racing	NLD	Dallara F320 HWA	11	26:41.596	0.956	0.956	143.2	8	2:07.759	163.2
3	15 *	Enzo Trulli	ITA	R	1	Carlin	GBR	Dallara F320 Spiess	11	26:46.871	6.231	5.275	142.7	3	2:07.860	163.1
4	52	Christian Mansell	AUS	R	2	Team Motopark	DEU	Dallara F320 Spiess	11	26:47.934	7.294	1.063	142.6	2	2:08.916	161.7
5	10	Reshad de Gerus	FRA			Team Motopark	DEU	Dallara F320 Spiess	11	26:48.727	8.087	0.793	142.5	8	2:08.544	162.2
6	84	Francesco Simonazzi	ITA	R	3	BVM Racing	ITA	Dallara F320 Spiess	11	26:52.909	12.269	4.182	142.2	8	2:10.962	159.2
7	71	Brad Benavides	USA			Carlin	GBR	Dallara F320 Spiess	11	26:54.047	13.407	1.138	142.1	2	2:11.347	158.7
8	18	Nazim Azman	MYS			CryptoTower Racing Team	JPN	Dallara F320 Spiess	11	26:55.615	14.975	1.568	141.9	2	2:09.014	161.6
9	88	Filip Kaminiarz	POL			CryptoTower Racing Team	JPN	Dallara F320 Spiess	11	26:57.060	16.420	1.445	141.8	3	2:08.294	162.5
10	25	Casper Stevenson	GBR	R	4	Van Amersfoort Racing	NLD	Dallara F320 HWA	11	26:59.071	18.431	2.011	141.6	2	2:11.404	158.7
11	21	Josh Mason	GBR			Double R Racing	GBR	Dallara F320 HWA	11	26:59.963	19.323	0.892	141.6	2	2:11.754	158.2

**Not classified: (Requirements: 75% of number laps of leader = 9 Laps)**

78	Nicolas Pino	CHI	R	5	Drivex	ESP	Dallara F320 HWA	7	16:49.381	4 Laps	4 Laps	144.6	7	2:09.915	160.5
27	Louis Foster	GBR			CryptoTower Racing Team	JPN	Dallara F320 Spiess	2	4:33.858	9 Laps	5 Laps	152.3	2	2:12.527	157.3
35	Enzo Scionti	USA	R	6	Drivex	ESP	Dallara F320 HWA	2	4:37.210	9 Laps	3.352	150.4	2	2:13.935	155.7

Fastest lap Cameron Das in 2:06.780 at 164.4 Km/h in lap 7

**\* PENALTIES**

CAR #15- 3 SECONDS TIME PENALTY ADDED TO RACE TIME - CUTTING TURN 1-2 FIRST LAP AND GAINING ADVANTAGE

CAR #74 - 3 SECONDS TIME PENALTY ADDED TO RACE TIME CUTTING TURN 4-5 AND GAINING ADVANTAGE

Published at:.....

Track Temp: 18.9 °C Air Temp: 18.8 °C Humidity: 93 % Track Status: WET

<b>Stewards:</b>	<b>Race Director:</b>	<b>Timekeeper:</b>  Luis Angel Garcia Nunez JOB/I-0020-ESP
------------------	-----------------------	---





**Autodromo Nazionale Monza**  
**Euroformula Open**  
**Race - 3**



**Provisional Results by Category**

Clas	Nº	Driver	Nat	Cat	Clas	Team	Nat	Vehicle	Laps	Total Time	Gap	Interval	Km/h	Best	Time	Km/h
1	28	Cameron Das	USA			Team Motopark	DEU	Dallara F320 Spiess	11	26:40.640			143.3	7	2:06.780	164.4
2	74 *	Cem Bolukbasi	TUR			Van Amersfoort Racing	NLD	Dallara F320 HWA	11	26:41.596	0.956	0.956	143.2	8	2:07.759	163.2
3	10	Reshad de Gerus	FRA			Team Motopark	DEU	Dallara F320 Spiess	11	26:48.727	8.087	7.131	142.5	8	2:08.544	162.2
4	71	Brad Benavides	USA			Carlin	GBR	Dallara F320 Spiess	11	26:54.047	13.407	5.320	142.1	2	2:11.347	158.7
5	18	Nazim Azman	MYS			CryptoTower Racing Team	JPN	Dallara F320 Spiess	11	26:55.615	14.975	1.568	141.9	2	2:09.014	161.6
6	88	Filip Kaminiarz	POL			CryptoTower Racing Team	JPN	Dallara F320 Spiess	11	26:57.060	16.420	1.445	141.8	3	2:08.294	162.5
7	21	Josh Mason	GBR			Double R Racing	GBR	Dallara F320 HWA	11	26:59.963	19.323	2.903	141.6	2	2:11.754	158.2

**Not classified: (Requirements: 75% of number laps of leader = 9 Laps)**

27	Louis Foster	GBR				CryptoTower Racing Team	JPN	Dallara F320 Spiess	2	4:33.858	9 Laps	9 Laps	152.3	2	2:12.527	157.3
----	--------------	-----	--	--	--	-------------------------	-----	---------------------	---	----------	--------	--------	-------	---	----------	-------

**Rookie**

1	15 *	Enzo Trulli	ITA	R	1	Carlin	GBR	Dallara F320 Spiess	11	26:46.871			142.7	3	2:07.860	163.1
2	52	Christian Mansell	AUS	R	2	Team Motopark	DEU	Dallara F320 Spiess	11	26:47.934	1.063	1.063	142.6	2	2:08.916	161.7
3	84	Francesco Simonazzi	ITA	R	3	BVM Racing	ITA	Dallara F320 Spiess	11	26:52.909	6.038	4.975	142.2	8	2:10.962	159.2
4	25	Casper Stevenson	GBR	R	4	Van Amersfoort Racing	NLD	Dallara F320 HWA	11	26:59.071	12.200	6.162	141.6	2	2:11.404	158.7

**Not classified: (Requirements: 75% of number laps of leader = 9 Laps)**

78	Nicolas Pino	CHL	R	5	Drivex	ESP	ESP	Dallara F320 HWA	7	16:49.381	4 Laps	4 Laps	144.6	7	2:09.915	160.5
35	Enzo Scionti	USA	R	6	Drivex	ESP	ESP	Dallara F320 HWA	2	4:37.210	9 Laps	5 Laps	150.4	2	2:13.935	155.7

Fastest lap Cameron Das in 2:06.780 at 164.4 Km/h in lap 7

**\* PENALTIES**

CAR #15- 3 SECONDS TIME PENALTY ADDED TO RACE TIME - CUTTING TURN 1-2 FIRST LAP AND GAINING ADVANTAGE


CAR #74 - 3 SECONDS TIME PENALTY ADDED TO RACE TIME CUTTING TURN 4-5 AND GAINING ADVANTAGE

Published at:.....

Track Temp: 18.9 °C Air Temp: 18.8 °C Humidity: 93 % Track Status: WET

<b>Stewards:</b>	<b>Race Director:</b>	<b>Timekeeper:</b>  Luis Angel Garcia Nunez JOB/I-0020-ESP
------------------	-----------------------	---





**Autodromo Nazionale Monza**  
**Euroformula Open**  
**Race - 3**



**Provisional Classification by Driver Fastest Lap**

Clas	Nº	Driver	Nat	Cat	Clas	Team	Nat	Vehicle	Laps	Best	Time	Gap	Interval	Km/h
1	28	Cameron Das		USA		Team Motopark		Dallara F320 Spiess	11	7	2:06.780			164.4
2	74	Cem Bolukbasi		TUR		Van Amersfoort Racing		Dallara F320 HWA	11	8	2:07.759	0.979	0.979	163.2
3	15	Enzo Trulli		ITA	R 1	Carlin		Dallara F320 Spiess	11	3	2:07.860	1.080	0.101	163.1
4	88	Filip Kaminiarz		POL		CryptoTower Racing Team		Dallara F320 Spiess	11	3	2:08.294	1.514	0.434	162.5
5	10	Reshad de Gerus		FRA		Team Motopark		Dallara F320 Spiess	11	8	2:08.544	1.764	0.250	162.2
6	52	Christian Mansell		AUS	R 2	Team Motopark		Dallara F320 Spiess	11	2	2:08.916	2.136	0.372	161.7
7	18	Nazim Azman		MYS		CryptoTower Racing Team		Dallara F320 Spiess	11	2	2:09.014	2.234	0.098	161.6
8	78	Nicolas Pino		CHL	R 3	Drivex		Dallara F320 HWA	7	7	2:09.915	3.135	0.901	160.5
9	84	Francesco Simonazzi		ITA	R 4	BVM Racing		Dallara F320 Spiess	11	8	2:10.962	4.182	1.047	159.2
10	71	Brad Benavides		USA		Carlin		Dallara F320 Spiess	11	2	2:11.347	4.567	0.385	158.7
11	25	Casper Stevenson		GBR	R 5	Van Amersfoort Racing		Dallara F320 HWA	11	2	2:11.404	4.624	0.057	158.7
12	21	Josh Mason		GBR		Double R Racing		Dallara F320 HWA	11	2	2:11.754	4.974	0.350	158.2
13	27	Louis Foster		GBR		CryptoTower Racing Team		Dallara F320 Spiess	2	2	2:12.527	5.747	0.773	157.3
14	35	Enzo Scionti		USA	R 6	Drivex		Dallara F320 HWA	2	2	2:13.935	7.155	1.408	155.7





**Autodromo Nazionale Monza**  
**Euroformula Open**  
**Race - 3**  
**Distance and Speed Average**



Clas	Nº	Driver	Nat	Cat	Clas	Team	Nat	Vehicle	Laps	Distance	Total Time	Km/h
1	28	Cameron Das		USA		Team Motopark		Dallara F320 Spiess	11	63.72	26:40.640	143.3
2	74	Cem Bolukbasi		TUR		Van Amersfoort Racing		Dallara F320 HWA	11	63.72	26:41.596	143.2
3	15	Enzo Trulli		ITA	R 1	Carlin		Dallara F320 Spiess	11	63.72	26:46.871	142.7
4	52	Christian Mansell		AUS	R 2	Team Motopark		Dallara F320 Spiess	11	63.72	26:47.934	142.6
5	10	Reshad de Gerus		FRA		Team Motopark		Dallara F320 Spiess	11	63.72	26:48.727	142.5
6	84	Francesco Simonazzi		ITA	R 3	BVM Racing		Dallara F320 Spiess	11	63.72	26:52.909	142.2
7	71	Brad Benavides		USA		Carlin		Dallara F320 Spiess	11	63.72	26:54.047	142.1
8	18	Nazim Azman		MYS		CryptoTower Racing Team		Dallara F320 Spiess	11	63.72	26:55.615	141.9
9	88	Filip Kaminiarz		POL		CryptoTower Racing Team		Dallara F320 Spiess	11	63.72	26:57.060	141.8
10	25	Casper Stevenson		GBR	R 4	Van Amersfoort Racing		Dallara F320 HWA	11	63.72	26:59.071	141.6
11	21	Josh Mason		GBR		Double R Racing		Dallara F320 HWA	11	63.72	26:59.963	141.6
12	78	Nicolas Pino		CHL	R 5	Drivex		Dallara F320 HWA	7	40.55	16:49.381	144.6
13	27	Louis Foster		GBR		CryptoTower Racing Team		Dallara F320 Spiess	2	11.58	4:33.858	152.3
14	35	Enzo Scionti		USA	R 6	Drivex		Dallara F320 HWA	2	11.58	4:37.210	150.4





**Autodromo Nazionale Monza**  
**Euroformula Open**  
**Race - 3**  
**Lap Analysis**



**10** Reshad de Gerus Dallara F320 Spiess **21** Josh Mason Dallara F320 HWA  
 Team Motopark Double R Racing

Lap	D	Time	Sector 1	Sector 2	Sector 3	T. Spd	Elapsed	Lap	D	Time	Sector 1	Sector 2	Sector 3	T. Spd	Elapsed
1		2:16.333	45.034	46.401	44.898	151.4	2:16.333	1		2:27.046	54.811	46.837	45.398	170.3	2:27.046
2		2:09.647	40.943	44.553	44.151	192.1	4:25.980	2		2:11.754	42.072	45.192	44.490	194.5	4:38.800
3		2:08.782	40.678	43.946	44.158	216.4	6:34.762	3		2:13.004	42.527	45.344	45.133	183.3	6:51.804
4		2:29.830	48.981	50.737	50.112	147.9	9:04.592	4		2:24.365	45.989	49.599	48.777	176.1	9:16.169
5		3:20.215	1:00.778	1:10.388	1:09.049	131.8	12:24.807	5		3:12.447	55.279	1:10.397	1:06.771	170.6	12:28.616
6		2:13.687	43.882	44.428	45.377	162.4	14:38.494	6		2:18.386	46.114	45.999	46.273	150.0	14:47.002
7		2:09.050	41.223	43.149	44.678	222.2	16:47.544	7		2:12.823	43.176	44.901	44.746	191.1	16:59.825
8		2:08.544	40.565	43.492	44.487	220.8	18:56.088	8		2:16.358	43.612	44.617	48.129	159.5	19:16.183
9		2:25.316	44.350	47.531	53.435	175.8	21:21.404	9		2:27.342	48.789	46.688	51.865	164.6	21:43.525
10		3:10.951	51.196	1:08.926	1:10.829	139.1	24:32.355	10		2:53.973	46.271	59.373	1:08.329	185.5	24:37.498
11		2:16.372	44.805	44.366	47.201	194.5	26:48.727	11		2:22.465	46.420	45.330	50.715	168.7	26:59.963

**15** Enzo Trulli Dallara F320 Spiess **25** Casper Stevenson Dallara F320 HWA  
 Rookie Carlin Rookie Van Amersfoort Racing

Lap	D	Time	Sector 1	Sector 2	Sector 3	T. Spd	Elapsed	Lap	D	Time	Sector 1	Sector 2	Sector 3	T. Spd	Elapsed
1		2:10.163	41.712	44.387	44.064	199.6	2:10.163	1		2:20.461	47.201	48.292	44.968	154.2	2:20.461
2		2:08.292	40.984	43.556	43.752	199.2	4:18.455	2		2:11.404	42.179	44.669	44.556	203.0	4:31.865
3		2:07.860	40.824	43.540	43.496	193.5	6:26.315	3		2:14.211	43.491	45.272	45.448	193.2	6:46.076
4		2:32.888	46.577	54.771	51.540	175.6	8:59.203	4		2:27.581	49.783	49.085	48.713	136.8	9:13.657
5		3:23.679	1:02.067	1:09.478	1:12.134	169.8	12:22.882	5		3:14.457	57.030	1:10.660	1:06.767	174.7	12:28.114
6		2:11.252	42.073	43.578	45.601	193.8	14:34.134	6		2:17.982	45.288	45.142	47.552	173.9	14:46.096
7		2:08.480	40.986	43.436	44.058	187.8	16:42.614	7		2:12.974	42.818	43.898	46.258	196.7	16:59.070
8		2:08.369	40.872	43.205	44.292	191.8	18:50.983	8		2:15.566	42.545	44.150	48.871	197.8	19:14.636
9		2:27.635	46.368	46.810	54.457	173.0	21:18.618	9		2:26.893	48.127	47.031	51.735	150.6	21:41.529
10		3:12.152	51.872	1:08.984	1:11.296	168.7	24:30.770	10		2:55.430	45.428	1:01.226	1:08.776	178.2	24:36.959
11		2:13.101	42.869	43.676	46.556	171.1	26:43.871	11		2:22.112	45.487	44.623	52.002	177.6	26:59.071

**18** Nazim Azman Dallara F320 Spiess **27** Louis Foster Dallara F320 Spiess  
 CryptoTower Racing Team CryptoTower Racing Team

Lap	D	Time	Sector 1	Sector 2	Sector 3	T. Spd	Elapsed	Lap	D	Time	Sector 1	Sector 2	Sector 3	T. Spd	Elapsed
1		2:15.084	44.816	46.158	44.110	154.2	2:15.084	1		2:21.331	47.905	48.346	45.080	107.8	2:21.331
2		2:09.014	40.903	44.710	43.401	225.0	4:24.098	2		2:12.527	42.751	44.890	44.886	173.0	4:33.858
3		2:09.471	41.112	44.706	43.653	222.6	6:33.569	3			42.749			177.0	
4		2:30.738	49.673	50.489	50.576	166.1	9:04.307								
5		3:19.982	59.492	1:11.500	1:08.990	143.4	12:24.289								
6		2:21.369	43.560	44.223	53.586	167.1	14:45.658								
7		2:12.227	41.650	44.176	46.401	204.1	16:57.885								
8		2:15.778	41.535	44.744	49.499	222.6	19:13.663								
9		2:25.236	47.308	45.888	52.040	153.1	21:38.899								
10		2:56.002	44.085	1:02.946	1:08.971	191.8	24:34.901								
11		2:20.714	44.106	46.056	50.552	167.7	26:55.615								


**28** Cameron Das Dallara F320 Spiess  
 Team Motopark

Lap	D	Time	Sector 1	Sector 2	Sector 3	T. Spd	Elapsed	Lap	D	Time	Sector 1	Sector 2	Sector 3	T. Spd	Elapsed
1		2:10.548	42.228	44.826	43.494	196.0	2:10.548	1		2:10.548	42.228	44.826	43.494	196.0	2:10.548
2		2:08.884	40.837	44.166	43.881	214.2	4:19.432	2		2:08.884	40.837	44.166	43.881	214.2	4:19.432
3		2:07.826	40.359	44.063	43.404	223.6	6:27.258	3		2:07.826	40.359	44.063	43.404	223.6	6:27.258
4		2:32.659	46.855	54.539	51.265	159.0	8:59.917	4		2:32.659	46.855	54.539	51.265	159.0	8:59.917
5		3:23.336	1:02.124	1:09.741	1:11.471	144.9	12:23.253	5		3:23.336	1:02.124	1:09.741	1:11.471	144.9	12:23.253
6		2:10.227	42.128	44.105	43.994	200.7	14:33.480	6		2:10.227	42.128	44.105	43.994	200.7	14:33.480
7		2:06.780	40.127	42.701	43.952	219.9	16:40.260	7		2:06.780	40.127	42.701	43.952	219.9	16:40.260
8		2:08.198	40.468	43.544	44.186	221.3	18:48.458	8		2:08.198	40.468	43.544	44.186	221.3	18:48.458
9		2:25.067	46.963	46.508	51.596	209.7	21:13.525	9		2:25.067	46.963	46.508	51.596	209.7	21:13.525
10		3:16.475	55.880	1:08.782	1:11.813	173.6	24:30.000	10		3:16.475	55.880	1:08.782	1:11.813	173.6	24:30.000
11		2:10.640	41.699	43.568	45.373	206.5	26:40.640	11		2:10.640	41.699	43.568	45.373	206.5	26:40.640

**35** Enzo Scionti Dallara F320 HWA  
 Rookie Drivex

Lap	D	Time	Sector 1	Sector 2	Sector 3	T. Spd	Elapsed	Lap	D	Time	Sector 1	Sector 2	Sector 3	T. Spd	Elapsed
1		2:23.275	49.139	48.154	45.982	133.3	2:23.275	1		2:23.275	49.139	48.154	45.982	133.3	2:23.275
2		2:13.935	42.594	45.808	45.533	163.1	4:37.210	2		2:13.935	42.594	45.808	45.533	163.1	4:37.210
3			41.355				203.0	3			41.355			203.0	





**Autodromo Nazionale Monza**  
**Euroformula Open**  
**Race - 3**  
**Lap Analysis**



**52** Christian Mansell Dallara F320 Spiess **84** Francesco Simonazzi Dallara F320 Spiess  
 Rookie Team Motopark Rookie BVM Racing

Lap	D	Time	Sector 1	Sector 2	Sector 3	T. Spd	Elapsed	Lap	D	Time	Sector 1	Sector 2	Sector 3	T. Spd	Elapsed
1		2:12.769	43.990	44.682	44.097	152.3	2:12.769	1		2:19.664	47.999	46.293	45.372	134.3	2:19.664
2		<b>2:08.916</b>	41.245	<b>43.602</b>	<b>44.069</b>	174.4	4:21.685	2		2:11.452	<b>41.475</b>	44.891	45.086	192.8	4:31.116
3		2:22.579	51.694	44.317	46.568	180.0	6:44.264	3		2:12.917	43.583	45.035	<b>44.299</b>	198.1	6:44.033
4		2:26.963	47.598	49.828	49.537	139.7	9:11.227	4		2:25.250	45.946	50.226	49.078	152.3	9:09.283
5		3:15.421	57.860	1:10.403	1:07.158	127.9	12:26.648	5		3:17.323	58.978	1:09.906	1:08.439	150.0	12:26.606
6		2:14.478	43.427	45.042	46.009	167.9	14:41.126	6		2:15.111	44.194	45.246	45.671	148.3	14:41.717
7		2:09.563	41.066	43.790	44.707	183.3	16:50.689	7		2:11.070	41.861	44.386	44.823	180.0	16:52.787
8		2:09.974	<b>40.753</b>	43.709	45.512	200.7	19:00.663	8		<b>2:10.962</b>	41.510	<b>43.653</b>	45.799	220.4	19:03.749
9		2:22.040	43.781	44.526	53.733	175.6	21:22.703	9		2:32.715	42.992	44.777	1:04.946	180.9	21:36.464
10		3:09.871	50.489	1:09.189	1:10.193	154.5	24:32.574	10		2:57.531	42.375	1:05.705	1:09.451	213.8	24:33.995
11		2:15.360	43.083	44.483	47.794	180.0	26:47.934	11		2:18.914	43.807	45.982	49.125	170.6	26:52.909

**71** Brad Benavides Dallara F320 Spiess **88** Filip Kaminiarz Dallara F320 Spiess  
 Carlin CryptoTower Racing Team

Lap	D	Time	Sector 1	Sector 2	Sector 3	T. Spd	Elapsed	Lap	D	Time	Sector 1	Sector 2	Sector 3	T. Spd	Elapsed
1		2:19.385	46.659	46.974	45.752	140.2	2:19.385	1		2:11.387	43.356	44.565	<b>43.466</b>	174.4	2:11.387
2		<b>2:11.347</b>	41.270	44.667	45.410	213.8	4:30.732	2		2:09.146	41.618	43.285	44.243	202.6	4:20.533
3		2:11.659	42.000	44.581	<b>45.078</b>	206.8	6:42.391	3		<b>2:08.294</b>	<b>41.594</b>	<b>43.158</b>	43.542	210.9	6:28.827
4		2:26.103	46.848	50.046	49.209	167.4	9:08.494	4		2:32.556	47.790	54.239	50.527	154.0	9:01.383
5		3:17.400	58.838	1:10.036	1:08.526	150.4	12:25.894	5		3:22.873	1:01.450	1:10.120	1:11.303	151.8	12:24.256
6		2:18.781	45.102	46.692	46.987	160.0	14:44.675	6		2:10.117	42.179	44.110	43.828	186.5	14:34.373
7		2:11.353	<b>41.176</b>	44.389	45.788	217.3	16:56.028	7		2:09.298	41.877	43.463	43.958	206.5	16:43.671
8		2:11.459	41.380	<b>44.222</b>	45.857	220.4	19:07.487	8		2:08.984	41.912	43.165	43.907	189.8	18:52.655
9		2:18.558	45.545	45.095	47.918	189.1	21:26.045	9		2:27.483	46.713	46.628	54.142	160.4	21:20.138
10		3:07.697	49.100	1:08.516	1:10.081	143.0	24:33.742	10		3:11.460	51.271	1:08.979	1:11.210	156.0	24:31.598
11		2:20.305	43.627	46.119	50.559	191.1	26:54.047	11		2:25.462	42.660	48.257	54.545	203.7	26:57.060

**74** Cem Bolukbasi Dallara F320 HWA  
 Van Amersfoort Racing

Lap	D	Time	Sector 1	Sector 2	Sector 3	T. Spd	Elapsed
1		2:09.081	41.539	43.934	<b>43.608</b>	200.7	2:09.081
2		2:08.202	40.796	43.619	43.787	216.4	4:17.283
3		2:07.781	<b>40.308</b>	43.563	43.910	222.6	6:25.064
4		2:32.990	46.235	55.148	51.607	189.8	8:58.054
5		3:24.477	1:01.709	1:09.168	1:13.600	183.0	12:22.531
6		2:09.009	41.026	43.502	44.481	218.6	14:31.540
7		2:07.883	40.665	43.034	44.184	218.6	16:39.423
8		<b>2:07.759</b>	40.727	43.029	44.003	218.6	18:47.182
9		2:23.736	47.607	45.782	50.347	212.5	21:10.918
10		3:18.461	57.358	1:09.064	1:12.039	179.1	24:29.379
11		2:09.217	40.834	<b>42.984</b>	45.399	216.8	26:38.596

**78** Nicolas Pino Dallara F320 HWA  
 Rookie Drivex

Lap	D	Time	Sector 1	Sector 2	Sector 3	T. Spd	Elapsed
1		2:17.362	45.565	46.570	45.227	157.2	2:17.362
2		2:10.560	41.831	44.663	<b>44.066</b>	210.1	4:27.922
3		2:11.386	41.914	44.247	45.225	192.8	6:39.308
4		2:26.872	47.347	49.238	50.287	160.0	9:06.180
5		3:19.188	1:00.399	1:10.257	1:08.532	139.5	12:25.368
6		2:14.098	44.079	44.641	45.378	167.4	14:39.466
7		<b>2:09.915</b>	41.994	43.790	44.131	210.9	16:49.381
8			<b>41.513</b>	<b>43.380</b>		214.7	





**Autodromo Nazionale Monza**  
**Euroformula Open**  
**Race - 3**



**Analysis by Lap**

Num	Lap Time	Gap
<b>Lap 1</b>		
74	2:09.081	
15	2:10.163	01.082
28	2:10.548	01.467
88	2:11.387	02.306
52	2:12.769	03.688
18	2:15.084	06.003
10	2:16.333	07.252
78	2:17.362	08.281
71	2:19.385	10.304
84	2:19.664	10.583
25	2:20.461	11.380
27	2:21.331	12.250
35	2:23.275	14.194
21	2:27.046	17.965

Num	Lap Time	Gap
<b>Lap 2</b>		
74	2:08.202	
15	2:08.292	01.172
28	2:08.884	02.149
88	2:09.146	03.250
52	2:08.916	04.402
18	2:09.014	06.815
10	2:09.647	08.697
78	2:10.560	10.639
71	2:11.347	13.449
84	2:11.452	13.833
25	2:11.404	14.582
27	2:12.527	16.575
35	2:13.935	19.927
21	2:11.754	21.517

Num	Lap Time	Gap
<b>Lap 3</b>		
74	2:07.781	
15	2:07.860	01.251
28	2:07.826	02.194
88	2:08.294	03.763
18	2:09.471	08.505
10	2:08.782	09.698
78	2:11.386	14.244
71	2:11.659	17.327
84	2:12.917	18.969
52	2:22.579	19.200
25	2:14.211	21.012
21	2:13.004	26.740

Num	Lap Time	Gap
<b>Lap 4</b>		
74	2:32.990	
15	2:32.888	01.149
28	2:32.659	01.863
88	2:32.556	03.329
18	2:30.738	06.253
10	2:29.830	06.538
78	2:26.872	08.126
71	2:26.103	10.440
84	2:25.250	11.229

Num	Lap Time	Gap
52	2:26.963	13.173
25	2:27.581	15.603
21	2:24.365	18.115
<b>Lap 5</b>		
74	3:24.477	
15	3:23.679	00.351
28	3:23.336	00.722
88	3:22.873	01.725
18	3:19.982	01.758
10	3:20.215	02.276
78	3:19.188	02.837
71	3:17.400	03.363
84	3:17.323	04.075
52	3:15.421	04.117
25	3:14.457	05.583
21	3:12.447	06.085

Num	Lap Time	Gap
<b>Lap 6</b>		
74	2:09.009	
28	2:10.227	01.940
15	2:11.252	02.594
88	2:10.117	02.833
10	2:13.687	06.954
78	2:14.098	07.926
52	2:14.478	09.586
84	2:15.111	10.177
71	2:18.781	13.135
18	2:21.369	14.118
25	2:17.982	14.556
21	2:18.386	15.462

Num	Lap Time	Gap
<b>Lap 7</b>		
74	2:07.883	
28	2:06.780	00.837
15	2:08.480	03.191
88	2:09.298	04.248
10	2:09.050	08.121
78	2:09.915	09.958
52	2:09.563	11.266
84	2:11.070	13.364
71	2:11.353	16.605
18	2:12.227	18.462
25	2:12.974	19.647
21	2:12.823	20.402

Num	Lap Time	Gap
<b>Lap 8</b>		
74	2:07.759	
28	2:08.198	01.276
15	2:08.369	03.801
88	2:08.984	05.473
10	2:08.544	08.906
52	2:09.974	13.481
84	2:10.962	16.567
71	2:11.459	20.305
18	2:15.778	26.481

Num	Lap Time	Gap
25	2:15.566	27.454
21	2:16.358	29.001
<b>Lap 9</b>		
74	2:23.736	
28	2:25.067	02.607
15	2:27.635	07.700
88	2:27.483	09.220
10	2:25.316	10.486
52	2:22.040	11.785
71	2:18.558	15.127
84	2:32.715	25.546
18	2:25.236	27.981
25	2:26.893	30.611
21	2:27.342	32.607

Num	Lap Time	Gap
<b>Lap 10</b>		
74	3:18.461	
28	3:16.475	00.621
15	3:12.152	01.391
88	3:11.460	02.219
10	3:10.951	02.976
52	3:09.871	03.195
71	3:07.697	04.363
84	2:57.531	04.616
18	2:56.002	05.522
25	2:55.430	07.580
21	2:53.973	08.119

Num	Lap Time	Gap
<b>Lap 11</b>		
74	2:09.217	
28	2:10.640	02.044
15	2:13.101	05.275
52	2:15.360	09.338
10	2:16.372	10.131
84	2:18.914	14.313
71	2:20.305	15.451
18	2:20.714	17.019
88	2:25.462	18.464
25	2:22.112	20.475
21	2:22.465	21.367







**Autodromo Nazionale Monza**  
**Euroformula Open**  
**Race - 3**  
**Best Sectors Results**



Sector - 1			Sector - 2			Sector - 3			Ideal Lap vs Best Lap						
Clas	Nº	Driver	Time	Nº	Driver	Time	Nº	Driver	Time	Clas	Nº	Driver	Ideal Lap	Best Lap	Clas
1	28	Cameron Das	40.127	28	Cameron Das	42.701	18	Nazim Azman	43.401	1	28	Cameron Das	2:06.232	2:06.780	1
2	74	Cem Bolukbasi	40.308	74	Cem Bolukbasi	42.984	28	Cameron Das	43.404	2	74	Cem Bolukbasi	2:06.900	2:07.759	2
3	10	Reshad de Gerus	40.565	10	Reshad de Gerus	43.149	88	Filip Kaminiarz	43.466	3	15	Enzo Trulli	2:07.525	2:07.860	3
4	52	Christian Mansell	40.753	88	Filip Kaminiarz	43.158	15	Enzo Trulli	43.496	4	10	Reshad de Gerus	2:07.865	2:08.544	5
5	15	Enzo Trulli	40.824	15	Enzo Trulli	43.205	74	Cem Bolukbasi	43.608	5	88	Filip Kaminiarz	2:08.218	2:08.294	4
6	18	Nazim Azman	40.903	78	Nicolas Pino	43.380	78	Nicolas Pino	44.066	6	52	Christian Mansell	2:08.424	2:08.916	6
7	71	Brad Benavides	41.176	52	Christian Mansell	43.602	52	Christian Mansell	44.069	7	18	Nazim Azman	2:08.480	2:09.014	7
8	35	Enzo Scionti	41.355	84	Francesco Simonazzi	43.653	10	Reshad de Gerus	44.151	8	78	Nicolas Pino	2:08.959	2:09.915	8
9	84	Francesco Simonazzi	41.475	25	Casper Stevenson	43.898	84	Francesco Simonazzi	44.299	9	84	Francesco Simonazzi	2:09.427	2:10.962	9
10	78	Nicolas Pino	41.513	18	Nazim Azman	44.176	21	Josh Mason	44.490	10	71	Brad Benavides	2:10.476	2:11.347	10
11	88	Filip Kaminiarz	41.594	71	Brad Benavides	44.222	25	Casper Stevenson	44.556	11	25	Casper Stevenson	2:10.633	2:11.404	11
12	21	Josh Mason	42.072	21	Josh Mason	44.617	27	Louis Foster	44.886	12	21	Josh Mason	2:11.179	2:11.754	12
13	25	Casper Stevenson	42.179	27	Louis Foster	44.890	71	Brad Benavides	45.078	13	27	Louis Foster	2:12.525	2:12.527	13
14	27	Louis Foster	42.749	35	Enzo Scionti	45.808	35	Enzo Scionti	45.533	14	35	Enzo Scionti	2:12.696	2:13.935	14







Autodromo Nazionale Monza  
Euroformula Open  
Race - 3  
Leader Sequence



N°	Driver	Nat	Cat	Clas	Team	Nat	Vehicle	Start Lap	End Lap	Laps	Total Laps
74	Cem Bolukbasi	 TUR			Van Amersfoort Racing	 NLD	Dallara F320 HWA	1	11	11	11





**Autodromo Nazionale Monza**  
**Euroformula Open**  
**Race - 3**  
**Best 5 Lap Times**



Autodromo Nazionale Monza 5.793 m

Cls	N°	Driver	Nat	Cat	Cls	Team	Nat	Vehicle	Best 1		Best 2		Best 3		Best 4		Best 5	
									Time	Lap	Time	Lap	Time	Lap	Time	Lap	Time	Lap
1	28	Cameron Das				Team Motopark		Dallara F320 Spiess	<b>2:06.780</b>	7	2:07.826	3	2:08.198	8	2:08.884	2	2:10.227	6
2	74	Cem Bolukbasi				Van Amersfoort Racing		Dallara F320 HWA	<b>2:07.759</b>	8	2:07.781	3	2:07.883	7	2:08.202	2	2:09.009	6
3	15	Enzo Trulli		R	1	Carlin		Dallara F320 Spiess	<b>2:07.860</b>	3	2:08.292	2	2:08.369	8	2:08.480	7	2:10.163	1
4	88	Filip Kaminiarz				CryptoTower Racing Team		Dallara F320 Spiess	<b>2:08.294</b>	3	2:08.984	8	2:09.146	2	2:09.298	7	2:10.117	6
5	10	Reshad de Gerus				Team Motopark		Dallara F320 Spiess	<b>2:08.544</b>	8	2:08.782	3	2:09.050	7	2:09.647	2	2:13.687	6
6	52	Christian Mansell		R	2	Team Motopark		Dallara F320 Spiess	<b>2:08.916</b>	2	2:09.563	7	2:09.974	8	2:12.769	1	2:14.478	6
7	18	Nazim Azman				CryptoTower Racing Team		Dallara F320 Spiess	<b>2:09.014</b>	2	2:09.471	3	2:12.227	7	2:15.084	1	2:15.778	8
8	78	Nicolas Pino		R	3	Drivex		Dallara F320 HWA	<b>2:09.915</b>	7	2:10.560	2	2:11.386	3	2:14.098	6	2:17.362	1
9	84	Francesco		R	4	BVM Racing		Dallara F320 Spiess	<b>2:10.962</b>	8	2:11.070	7	2:11.452	2	2:12.917	3	2:15.111	6
10	71	Brad Benavides				Carlin		Dallara F320 Spiess	<b>2:11.347</b>	2	2:11.353	7	2:11.459	8	2:11.659	3	2:18.558	9
11	25	Casper Stevenson		R	5	Van Amersfoort Racing		Dallara F320 HWA	<b>2:11.404</b>	2	2:12.974	7	2:14.211	3	2:15.566	8	2:17.982	6
12	21	Josh Mason				Double R Racing		Dallara F320 HWA	<b>2:11.754</b>	2	2:12.823	7	2:13.004	3	2:16.358	8	2:18.386	6
13	27	Louis Foster				CryptoTower Racing Team		Dallara F320 Spiess	<b>2:12.527</b>	2	2:21.331	1						
14	35	Enzo Scionti		R	6	Drivex		Dallara F320 HWA	<b>2:13.935</b>	2	2:23.275	1						





**Autodromo Nazionale Monza**  
**Euroformula Open**  
**Race - 3**  
**Best 5 Top Speeds**



Clas	N°	Driver	Nat	Cat	Cls	Team	Nat	Vehicle	Top 1		Top 2		Top 3		Top 4		Top 5		Avg	
									Km/h	Lap	Km/h	Lap	Km/h	Lap	Km/h	Lap	Km/h	Lap		
1	18	Nazim Azman		MSA		CryptoTower Racing Team		Dallara F320 Spiess	225.0	2	222.6	3	222.6	8	204.1	7	191.8	10	213.2	
2	28	Cameron Das		USA		Team Motopark		Dallara F320 Spiess	223.6	3	221.3	8	219.9	7	214.2	2	209.7	9	217.7	
3	74	Cem Bolukbasi		TUR		Van Amersfoort Racing		Dallara F320 HWA	222.6	3	218.6	6	218.6	7	218.6	8	216.8	11	219.0	
4	10	Reshad de Gerus		FRN		Team Motopark		Dallara F320 Spiess	222.2	7	220.8	8	216.4	3	194.5	11	192.1	2	209.2	
5	71	Brad Benavides		USA		Carlin		Dallara F320 Spiess	220.4	8	217.3	7	213.8	2	206.8	3	191.1	11	209.9	
6	84	Francesco Simonazzi		ITA	R	1	BVM Racing		Dallara F320 Spiess	220.4	8	213.8	10	198.1	3	192.8	2	180.9	9	201.2
7	78	Nicolas Pino		ESP	R	2	Drivex		Dallara F320 HWA	214.7	8	210.9	7	210.1	2	192.8	3	167.4	6	199.2
8	88	Filip Kaminiaz		POL		CryptoTower Racing Team		Dallara F320 Spiess	210.9	3	206.5	7	203.7	11	202.6	2	189.8	8	202.7	
9	25	Casper Stevenson		GBR	R	3	Van Amersfoort Racing		Dallara F320 HWA	203.0	2	197.8	8	196.7	7	193.2	3	178.2	10	193.7
10	35	Enzo Scionti		USA	R	4	Drivex		Dallara F320 HWA	203.0	3	163.1	2	133.3	1					166.4
11	52	Christian Mansell		AUS	R	5	Team Motopark		Dallara F320 Spiess	200.7	8	183.3	7	180.0	3	180.0	11	175.6	9	183.9
12	15	Enzo Trulli		ITA	R	6	Carlin		Dallara F320 Spiess	199.6	1	199.2	2	193.8	6	193.5	3	191.8	8	195.6
13	21	Josh Mason		GBR		Double R Racing		Dallara F320 HWA	194.5	2	191.1	7	185.5	10	183.3	3	176.1	4	186.1	
14	27	Louis Foster		GBR		CryptoTower Racing Team		Dallara F320 Spiess	177.0	3	173.0	2	107.8	1						152.6





**Autodromo Nazionale Monza**  
**Euroformula Open**  
**Race - 3**  
**Fastest Laps Sequence**



Lap	Time of Day	Session Time	N°	Driver	Nat	Cat	Team	Nat	Vehicle	Time	Km/h
2	16:02:53.456	4:17.456	74	Cem Bolukbasi		TUR	Van Amersfoort Racing		Dallara F320 HWA	<b>2:08.202</b>	162.6
3	16:05:01.237	6:25.237	74	Cem Bolukbasi		TUR	Van Amersfoort Racing		Dallara F320 HWA	<b>2:07.781</b>	163.2
7	16:15:16.433	16:40.433	28	Cameron Das		USA	Team Motopark		Dallara F320 Spiess	<b>2:06.780</b>	164.4






**Autodromo Nazionale Monza**  
**Euroformula Open**  
**Race - 3**  
**Event Best Maximum Speed**



N°	Driver	Nat	Cat	Clas	Team	Nat	Vehicle	Km/h	Session
25	Casper Stevenson		GBR	R 1	Van Amersfoort Racing		Dallara F320 HWA	<b>272.7</b>	Race - 1
74	Cem Bolukbasi		TUR		Van Amersfoort Racing		Dallara F320 HWA	<b>270.0</b>	Race - 1
78	Nicolas Pino		CHI	R 2	Drivex		Dallara F320 HWA	<b>268.6</b>	Race - 1
88	Filip Kaminiarz		POL		CryptoTower Racing Team		Dallara F320 Spiess	<b>267.9</b>	Race - 1
21	Josh Mason		GBR		Double R Racing		Dallara F320 HWA	<b>266.6</b>	Race - 1
35	Enzo Scionti		USA	R 3	Drivex		Dallara F320 HWA	<b>266.0</b>	Race - 1
18	Nazim Azman		MYS		CryptoTower Racing Team		Dallara F320 Spiess	<b>266.0</b>	Race - 1
15	Enzo Trulli		ITA	R 4	Carlin		Dallara F320 Spiess	<b>266.0</b>	Race - 1
71	Brad Benavides		USA		Carlin		Dallara F320 Spiess	<b>265.3</b>	Race - 1
52	Christian Mansell		AUS	R 5	Team Motopark		Dallara F320 Spiess	<b>264.0</b>	Race - 1
84	Francesco Simonazzi		ITA	R 6	BVM Racing		Dallara F320 Spiess	<b>262.7</b>	Private test - 3
28	Cameron Das		USA		Team Motopark		Dallara F320 Spiess	<b>262.7</b>	Free Practice - 2
10	Reshad de Gerus		FRA		Team Motopark		Dallara F320 Spiess	<b>262.7</b>	Free Practice - 2
27	Louis Foster		GBR		CryptoTower Racing Team		Dallara F320 Spiess	<b>261.5</b>	Free Practice - 2






**Autodromo Nazionale Monza**  
**Euroformula Open**  
**Race - 3**  
**Lap Chart**



**LAP**

Nr	Pos	Grid	1	2	3	4	5	6	7	8	9	10	11
15	1	15	74	74	74	74	74	74	74	74	74	74	74
28	2	28	15	15	15	15	15	28	28	28	28	28	28
18	3	18	28	28	28	28	28	15	15	15	15	15	15
74	4	74	88	88	88	88	88	88	88	88	88	88	52
88	5	88	52	52	18	18	18	10	10	10	10	10	10
52	6	52	18	18	10	10	10	78	78	52	52	52	84
25	7	25	10	10	78	78	78	52	52	84	71	71	71
10	8	10	78	78	71	71	71	84	84	71	84	84	18
27	9	27	71	71	84	84	84	71	71	18	18	18	88
78	10	78	84	84	52	52	52	18	18	25	25	25	25
21	11	21	25	25	25	25	25	25	25	21	21	21	21
35	12	35	27	27	21	21	21	21	21				
71	13	71	35	35									
84	14	84	21	21									

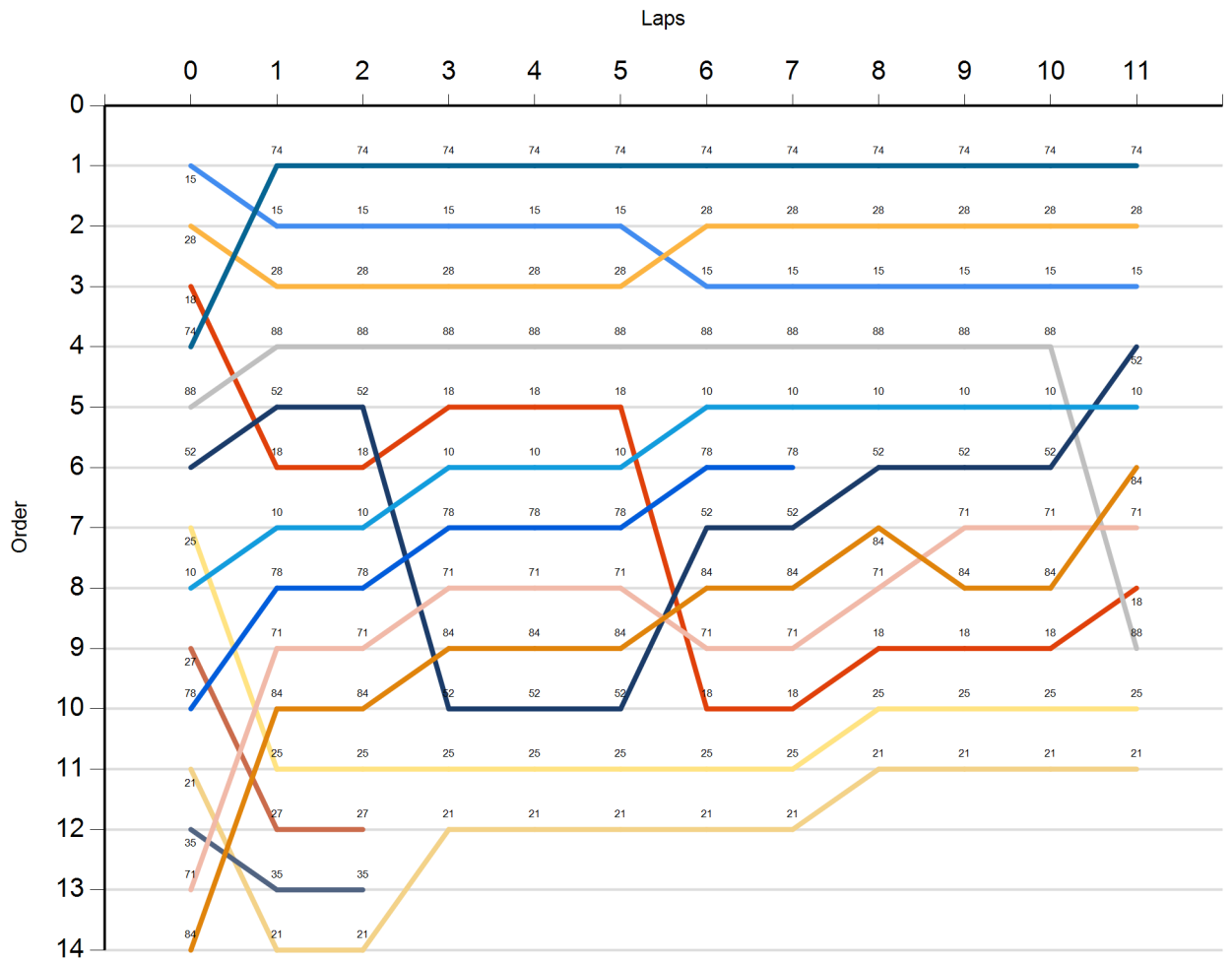




**Autodromo Nazionale Monza**  
**Euroformula Open**  
**Race - 3**  
**Graphic Lap Chart**



- 15
- 28
- 18
- 74
- 88
- 52
- 25
- 10
- 27
- 78
- 21
- 35
- 71
- 84








**Autodromo Nazionale Monza**  
**Euroformula Open**  
**Race - 3**  
**Pit Stop Analysis**

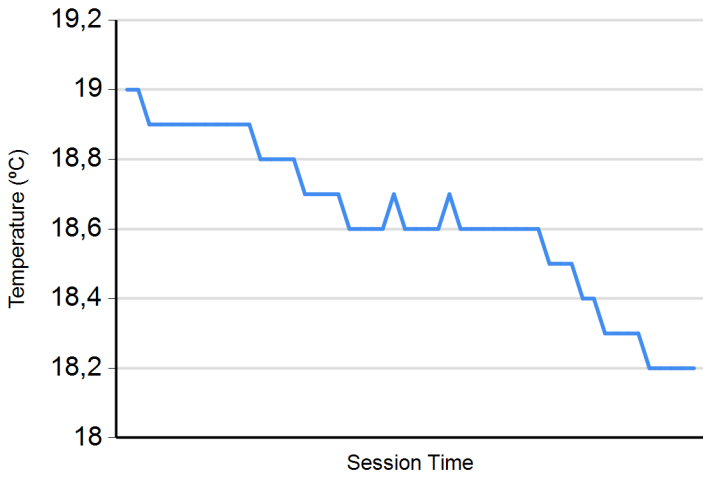


Nr.	In Day Time	Driver	Nat	Cat	Team	Nat	Vehicle	In Time	Stop N°	Pit Time	Handicap	Penalty
-----	-------------	--------	-----	-----	------	-----	---------	---------	---------	----------	----------	---------

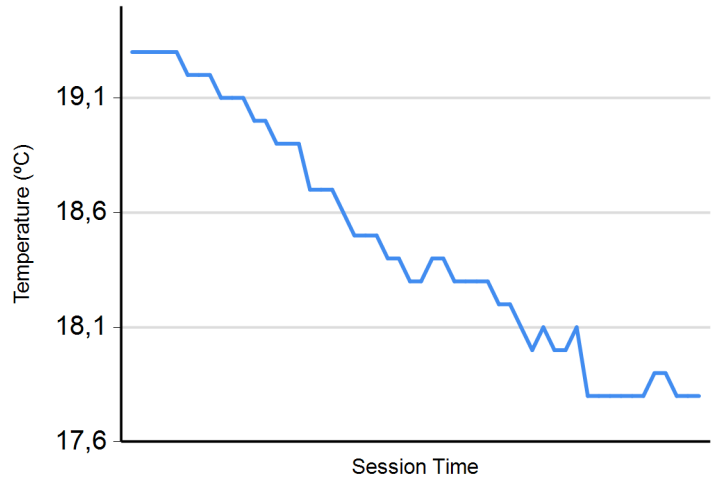




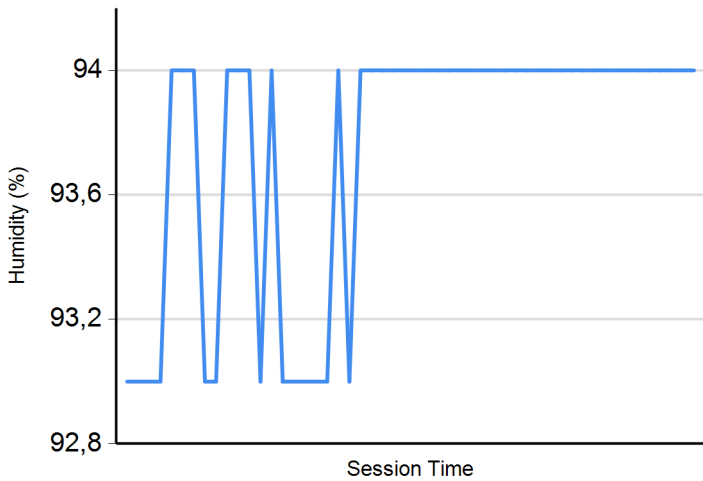
**Air Temperature**



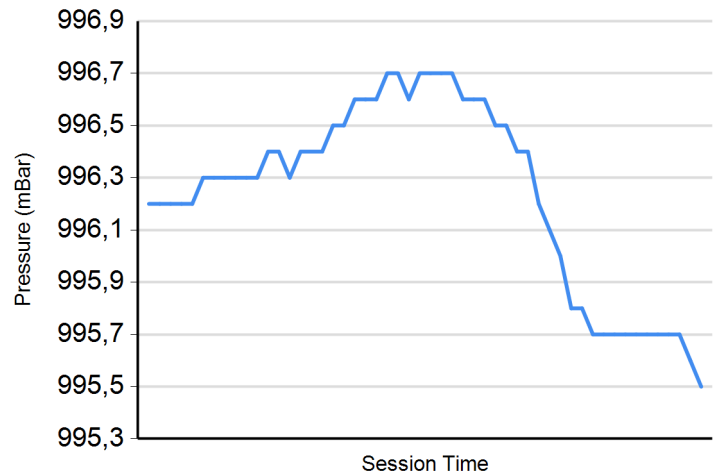
**Track Temperature**



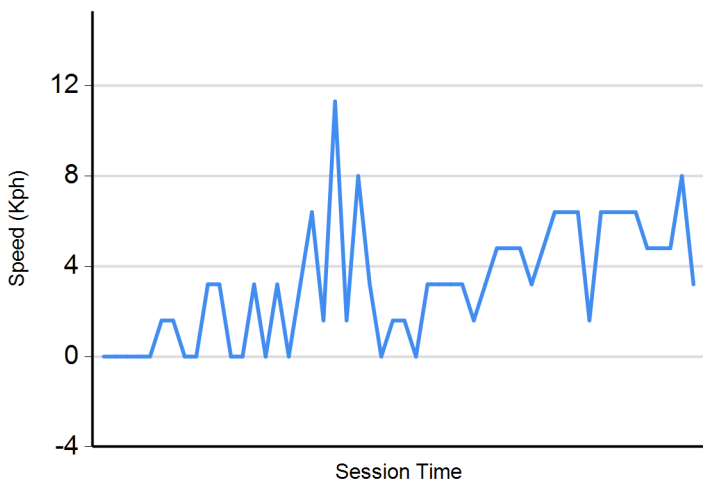
**Humidity**



**Pressure**



**Wind Speed**



**Wind direction**

North = 0°/360° Est = 90° South = 180° West = 270°

