



**Autodromo Nazionale Monza**  
**Championnat de France F4**  
**Free Practice**  
**Provisional Results**



Clas	Nº	Driver	Nat	Team	Nat	Vehicle	Cat	Clas	Laps	Best	Time	Gap	Interval	Km/h
1	46	Elliott Vayron				F4 Mygale			16	12	1:57.819			177.0
2	10	Alessandro Giusti				F4 Mygale	Junior	1	16	15	1:57.891	0.072	0.072	176.8
3	30	Gael Julien				F4 Mygale			16	12	1:58.036	0.217	0.145	176.6
4	17	Noah Andy				F4 Mygale			14	13	1:58.809	0.990	0.773	175.5
5	5	Macéo Capietto				F4 Mygale			16	12	1:58.862	1.043	0.053	175.4
6	7	Dario Cabanelas				F4 Mygale	Junior	2	16	12	1:59.139	1.320	0.277	175.0
7	68	Hugh Barter				F4 Mygale			16	10	1:59.186	1.367	0.047	174.9
8	79	Owen Tangavelou				F4 Mygale			16	11	1:59.228	1.409	0.042	174.9
9	22	Daniel Ligier				F4 Mygale			16	8	1:59.448	1.629	0.220	174.5
10	11	Pierre-Alexandre Provost				F4 Mygale	Junior	3	15	8	1:59.605	1.786	0.157	174.3
11	66	Enzo Richer				F4 Mygale			15	12	2:00.033	2.214	0.428	173.7
12	9	Esteban Masson				F4 Mygale			5	3	2:00.147	2.328	0.114	173.5
13	36	Enzo Geraci				F4 Mygale	Junior	4	16	14	2:00.269	2.450	0.122	173.4
14	8	Romain Andriolo				F4 Mygale			15	14	2:00.990	3.171	0.721	172.3
15	51	Angéline Favario				F4 Mygale			16	11	2:01.931	4.112	0.941	171.0

Published at:.....

Track Temp: 35.4 °C Air Temp: 24.1 °C Humidity: 57 % Track Status: DRY

Stewards:

Race Director:

Timekeeper:

Luis Angel Garcia Nuñez  
 JOB/I-0020-ESP





**Autodromo Nazionale Monza**  
**Championnat de France F4**  
**Free Practice**



**Provisional Results by Category**

Clas	Nº	Driver	Nat	Team	Nat	Vehicle	Cat	Clas	Laps	Best	Time	Gap	Interval	Km/h
1	46	Elliott Vayron				F4 Mygale			16	12	1:57.819			177.0
2	30	Gael Julien				F4 Mygale			16	12	1:58.036	0.217	0.217	176.6
3	17	Noah Andy				F4 Mygale			14	13	1:58.809	0.990	0.773	175.5
4	5	Macéo Capietto				F4 Mygale			16	12	1:58.862	1.043	0.053	175.4
5	68	Hugh Barter				F4 Mygale			16	10	1:59.186	1.367	0.324	174.9
6	79	Owen Tangavelou				F4 Mygale			16	11	1:59.228	1.409	0.042	174.9
7	22	Daniel Ligier				F4 Mygale			16	8	1:59.448	1.629	0.220	174.5
8	66	Enzo Richer				F4 Mygale			15	12	2:00.033	2.214	0.585	173.7
9	9	Esteban Masson				F4 Mygale			5	3	2:00.147	2.328	0.114	173.5
10	8	Romain Andriolo				F4 Mygale			15	14	2:00.990	3.171	0.843	172.3
11	51	Angéline Favario				F4 Mygale			16	11	2:01.931	4.112	0.941	171.0

**Junior**

1	10	Alessandro Giusti				F4 Mygale	Junior	1	16	15	1:57.891			176.8
2	7	Dario Cabanelas				F4 Mygale	Junior	2	16	12	1:59.139	1.248	1.248	175.0
3	11	Pierre-Alexandre Provost				F4 Mygale	Junior	3	15	8	1:59.605	1.714	0.466	174.3
4	36	Enzo Geraci				F4 Mygale	Junior	4	16	14	2:00.269	2.378	0.664	173.4

Published at:.....

Track Temp: 35.4 °C Air Temp: 24.1 °C Humidity: 57 % Track Status: DRY


Stewards:

Race Director:

Timekeeper:

Luis Angel Garcia Nuñez  
 JOB/I-0020-ESP





**Autodromo Nazionale Monza**  
**Championnat de France F4**  
**Free Practice**



**Provisional 2 Fastest Lap Results**

Clas	Nº	Driver	Nat	Team	Nat	Vehicle	Cat	Clas	Laps	Best	Time	Gap	Interval	Km/h
1	46	Elliott Vayron				F4 Mygale			16	14	1:58.106			177.0
2	10	Alessandro Giusti				F4 Mygale	Junior	1	16	9	1:58.135	0.029	0.029	176.8
3	30	Gael Julien				F4 Mygale			16	13	1:58.285	0.179	0.150	176.6
4	5	Macéo Capietto				F4 Mygale			16	13	1:58.930	0.824	0.645	175.4
5	17	Noah Andy				F4 Mygale			14	11	1:59.193	1.087	0.263	175.5
6	7	Dario Cabanelas				F4 Mygale	Junior	2	16	9	1:59.202	1.096	0.009	175.0
7	79	Owen Tangavelou				F4 Mygale			16	13	1:59.288	1.182	0.086	174.9
8	68	Hugh Barter				F4 Mygale			16	7	1:59.396	1.290	0.108	174.9
9	22	Daniel Ligier				F4 Mygale			16	7	1:59.615	1.509	0.219	174.5
10	11	Pierre-Alexandre Provost				F4 Mygale	Junior	3	15	10	1:59.623	1.517	0.008	174.3
11	66	Enzo Richer				F4 Mygale			15	13	2:00.039	1.933	0.416	173.7
12	36	Enzo Geraci				F4 Mygale	Junior	4	16	6	2:00.377	2.271	0.338	173.4
13	8	Romain Andriolo				F4 Mygale			15	9	2:01.113	3.007	0.736	172.3
14	51	Angéline Favario				F4 Mygale			16	15	2:01.964	3.858	0.851	171.0
15	9	Esteban Masson				F4 Mygale			5	4	2:02.217	4.111	0.253	173.5

Published at:.....

Track Temp: 35.4 °C Air Temp: 24.1 °C Humidity: 57 % Track Status: DRY


Stewards:

Race Director:

Timekeeper:

Luis Angel Garcia Nuñez  
 JOB/I-0020-ESP





**Autodromo Nazionale Monza**  
**Championnat de France F4**  
**Free Practice**  
**Lap Analysis**



**5** Macéo Capietto F4 Mygale **9** Esteban Masson F4 Mygale

Lap	D	Time	Sector 1	Sector 2	Sector 3	T. Spd	Elapsed	Lap	D	Time	Sector 1	Sector 2	Sector 3	T. Spd	Elapsed
1		13:42:34.594	13:41:04.671	46.267	43.656	131.8	13:42:34.594	1		13:42:29.532 P	13:40:55.765	44.553	49.214	176.1	13:42:29.532
2		2:03.340	39.601	41.332	42.407	213.4	13:44:37.934	2		2:52.106	1:30.032	41.096	40.978	185.2	13:45:21.638
3		2:04.025	39.101	41.501	43.423	222.6	13:46:41.959	3		2:00.147	39.376	40.128	40.643	220.8	13:47:21.785
4		2:01.653	38.932	41.798	40.923	223.6	13:48:43.612	4		2:02.217	39.681	41.150	41.386	221.3	13:49:24.002
5		1:59.672	38.831	40.143	40.698	225.0	13:50:43.284	5		2:11.674 P	39.299	41.815	50.560	221.7	13:51:35.676
6		1:59.143	38.506	40.089	40.548	228.8	13:52:42.427	<b>10</b> Alessandro Giusti F4 Mygale							
7		1:59.331	38.531	40.229	40.571	229.2	13:54:41.758	Junior							
8		1:59.765	38.711	40.290	40.764	224.5	13:56:41.523	Lap	D	Time	Sector 1	Sector 2	Sector 3	T. Spd	Elapsed
9		1:59.233	38.536	40.119	40.578	225.9	13:58:40.756	1		13:42:16.202	13:40:51.514	42.690	41.998	184.9	13:42:16.202
10		2:02.205	40.967	40.562	40.676	225.0	14:00:42.961	2		2:00.533	39.179	40.346	41.008	219.9	13:44:16.735
11		1:59.070	38.397	40.078	40.595	227.8	14:02:42.031	3		1:59.523	38.971	39.873	40.679	222.6	13:46:16.258
12		1:58.862	38.451	39.901	40.510	226.8	14:04:40.893	4		1:59.142	38.820	39.761	40.561	223.6	13:48:15.400
13		1:58.930	38.530	39.901	40.499	229.2	14:06:39.823	5		1:58.533	38.421	39.845	40.267	225.4	13:50:13.933
14		2:04.946	41.287	42.910	40.749	225.9	14:08:44.769	6		1:58.654	38.526	39.622	40.506	226.8	13:52:12.587
15		1:59.033	38.392	40.229	40.412	225.9	14:10:43.802	7		2:03.732	41.906	40.928	40.898	223.6	13:54:16.319
16		2:07.473 P	39.122	41.435	46.916	226.8	14:12:51.275	8		2:01.935	38.779	39.453	43.703	225.9	13:56:18.254

**7** Dario Cabanelas F4 Mygale

Lap	D	Time	Sector 1	Sector 2	Sector 3	T. Spd	Elapsed
1		13:42:32.981	13:41:02.818	45.530	44.633	121.0	13:42:32.981
2		2:04.432	40.521	41.724	42.187	182.1	13:44:37.413
3		2:01.493	39.377	40.989	41.127	225.0	13:46:38.906
4		2:02.762	40.862	40.409	41.491	197.0	13:48:41.668
5		2:00.760	39.109	40.506	41.145	221.3	13:50:42.428
6		1:59.554	38.915	40.070	40.569	223.1	13:52:41.982
7		2:00.954	38.977	40.776	41.201	225.9	13:54:42.936
8		2:00.397	39.695	40.095	40.607	224.0	13:56:43.333
9		1:59.202	38.748	39.934	40.520	226.8	13:58:42.535
10		1:59.482	38.869	39.919	40.694	225.4	14:00:42.017
11		2:00.308	38.830	40.241	41.237	224.5	14:02:42.325
12		1:59.139	38.610	39.872	40.657	228.8	14:04:41.464
13		1:59.449	38.588	40.197	40.664	227.3	14:06:40.913
14		1:59.815	38.771	40.287	40.757	225.4	14:08:40.728
15		1:59.262	38.982	39.828	40.452	221.7	14:10:39.990
16		2:16.014 P	41.841	41.595	52.578	148.3	14:12:56.004

**8** Romain Andriolo F4 Mygale

Lap	D	Time	Sector 1	Sector 2	Sector 3	T. Spd	Elapsed
1		13:42:55.846 P	13:41:09.855	49.291	56.700	138.6	13:42:55.846
2		2:58.863 P	1:24.232	43.724	50.907	184.9	13:45:54.709
3		3:44.682	2:19.952	42.505	42.225	179.1	13:49:39.391
4		2:03.779	39.917	41.898	41.964	224.0	13:51:43.170
5		2:02.320	39.331	41.403	41.586	223.6	13:53:45.490
6		2:02.091	39.313	41.200	41.578	224.5	13:55:47.581
7		2:02.069	39.173	41.185	41.711	225.0	13:57:49.650
8		2:01.813	39.070	41.267	41.476	225.0	13:59:51.463
9		2:01.113	38.882	40.971	41.260	225.4	14:01:52.576
10		2:01.638	39.038	41.185	41.415	225.0	14:03:54.214
11		2:02.571	39.986	41.244	41.341	215.1	14:05:56.785
12		2:01.599	39.030	41.293	41.276	223.6	14:07:58.384
13		2:01.314	38.870	41.196	41.248	222.6	14:09:59.698
14		2:00.990	39.000	40.805	41.185	221.7	14:12:00.688
15		2:13.870 P	39.607	41.796	52.467	222.2	14:14:14.558


**10** Alessandro Giusti F4 Mygale

Lap	D	Time	Sector 1	Sector 2	Sector 3	T. Spd	Elapsed
1		13:42:16.202	13:40:51.514	42.690	41.998	184.9	13:42:16.202
2		2:00.533	39.179	40.346	41.008	219.9	13:44:16.735
3		1:59.523	38.971	39.873	40.679	222.6	13:46:16.258
4		1:59.142	38.820	39.761	40.561	223.6	13:48:15.400
5		1:58.533	38.421	39.845	40.267	225.4	13:50:13.933
6		1:58.654	38.526	39.622	40.506	226.8	13:52:12.587
7		2:03.732	41.906	40.928	40.898	223.6	13:54:16.319
8		2:01.935	38.779	39.453	43.703	225.9	13:56:18.254
9		1:58.135	38.273	39.497	40.365	227.3	13:58:16.389
10		1:58.250	38.370	39.530	40.350	225.9	14:00:14.639
11		1:58.224	38.435	39.458	40.331	228.3	14:02:12.863
12		1:58.275	38.509	39.445	40.321	224.0	14:04:11.138
13		2:08.191	46.218	41.407	40.566	225.0	14:06:19.329
14		2:01.503	41.508	39.834	40.161	225.4	14:08:20.832
15		1:57.891	38.332	39.401	40.158	227.8	14:10:18.723
16		2:13.452 P	38.549	39.512	55.391	224.0	14:12:32.175

**11** Pierre-Alexandre Provost F4 Mygale

Lap	D	Time	Sector 1	Sector 2	Sector 3	T. Spd	Elapsed
1		13:42:48.641 P	13:41:07.810	47.015	53.816	138.4	13:42:48.641
2		2:43.035	1:18.960	41.937	42.138	185.5	13:45:31.676
3		2:02.186	39.473	41.064	41.649	222.2	13:47:33.862
4		2:01.300	39.285	40.655	41.360	221.3	13:49:35.162
5		2:00.423	39.149	40.172	41.102	220.8	13:51:35.585
6		2:00.299	39.348	40.107	40.844	222.2	13:53:35.884
7		2:00.134	38.966	40.218	40.950	222.6	13:55:36.018
8		1:59.605	38.881	39.932	40.792	223.6	13:57:35.623
9		2:00.473	38.820	40.613	41.040	224.0	13:59:36.096
10		1:59.623	38.769	39.974	40.880	223.6	14:01:35.719
11		2:11.854	42.018	40.881	48.955	222.2	14:03:47.573
12		2:30.164	49.470	54.605	46.089	161.9	14:06:17.737
13		2:04.410	42.504	40.634	41.272	193.5	14:08:22.147
14		1:59.732	38.884	40.104	40.744	222.2	14:10:21.879
15		2:15.862 P	39.363	40.484	56.015	220.4	14:12:37.741





**Autodromo Nazionale Monza**  
**Championnat de France F4**  
**Free Practice**  
**Lap Analysis**



17

Noah Andy

F4 Mygale **36**

Enzo Geraci

F4 Mygale

Junior

Lap	D	Time	Sector 1	Sector 2	Sector 3	T. Spd	Elapsed	Lap	D	Time	Sector 1	Sector 2	Sector 3	T. Spd	Elapsed
1		13:42:20.519	13:40:54.724	43.868	41.927	173.6	13:42:20.519	1		13:42:18.513	13:40:52.823	43.161	42.529	157.4	13:42:18.513
2		2:01.730	39.770	40.878	41.082	219.0	13:44:22.249	2		2:02.394	39.899	40.929	41.566	219.5	13:44:20.907
3		2:01.221	38.915	40.424	41.882	225.0	13:46:23.470	3		2:06.382	39.375	45.431	41.576	223.1	13:46:27.289
4		2:00.846	39.155	40.734	40.957	222.6	13:48:24.316	4		2:01.272	39.256	40.775	41.241	223.1	13:48:28.561
5		2:00.193	38.900	40.612	40.681	223.1	13:50:24.509	5		2:01.224	39.541	40.629	41.054	220.4	13:50:29.785
6		1:59.816	38.848	40.369	40.599	223.6	13:52:24.325	6		2:00.377	39.107	40.154	41.116	221.7	13:52:30.162
7		2:03.677	42.382	40.423	40.872	223.1	13:54:28.002	7		2:01.030	39.131	40.499	41.400	223.6	13:54:31.192
8		2:00.310	38.630	40.527	41.153	222.2	13:56:28.312	8		2:00.515	39.114	40.220	41.181	220.4	13:56:31.707
9		2:07.117	44.994	40.886	41.237	225.4	13:58:35.429	9		2:00.647	38.839	40.629	41.179	224.0	13:58:32.354
10		2:02.692	41.212	40.456	41.024	225.9	14:00:38.121	10		2:07.178	38.981	46.078	42.119	220.8	14:00:39.532
11		1:59.193	38.581	39.958	40.654	224.5	14:02:37.314	11		2:00.545	38.530	40.881	41.134	226.4	14:02:40.077
12		1:59.779	38.729	40.168	40.882	224.0	14:04:37.093	12		2:00.393	39.013	40.284	41.096	225.4	14:04:40.470
13		1:58.809	38.606	39.914	40.289	226.8	14:06:35.902	13		2:01.419	39.289	40.509	41.621	222.6	14:06:41.889
14		2:32.414 P	38.755	55.397	58.262	226.4	14:09:08.316	14		2:00.269	38.667	40.567	41.035	226.4	14:08:42.158
15								15		2:00.644	39.017	40.509	41.118	221.3	14:10:42.802
16								16		2:10.626 P	40.066	41.255	49.305	221.7	14:12:53.428

22

Daniel Ligier

F4 Mygale

46

Elliott Vayron

F4 Mygale

Lap	D	Time	Sector 1	Sector 2	Sector 3	T. Spd	Elapsed	Lap	D	Time	Sector 1	Sector 2	Sector 3	T. Spd	Elapsed
1		13:42:10.953	13:40:47.252	41.829	41.872	186.5	13:42:10.953	1		13:42:33.751	13:41:04.183	46.419	43.149	132.0	13:42:33.751
2		2:00.848	38.876	40.745	41.227	224.0	13:44:11.801	2		2:03.078	39.947	41.572	41.559	207.6	13:44:36.829
3		2:01.648	39.154	40.514	41.980	220.4	13:46:13.449	3		2:02.117	39.871	41.271	40.975	213.8	13:46:38.946
4		2:01.005	38.881	40.777	41.347	225.0	13:48:14.454	4		1:59.667	38.927	40.199	40.541	225.4	13:48:38.613
5		2:00.757	38.921	40.940	40.896	224.5	13:50:15.211	5		2:05.180	39.917	42.693	42.570	224.0	13:50:43.793
6		2:00.109	39.121	40.205	40.783	225.0	13:52:15.320	6		1:59.457	38.427	39.762	41.268	228.3	13:52:43.250
7		1:59.615	38.550	40.256	40.809	226.8	13:54:14.935	7		1:58.584	38.482	39.937	40.165	227.8	13:54:41.834
8		1:59.448	38.618	39.956	40.874	225.4	13:56:14.383	8		2:00.854	38.595	41.203	41.056	224.5	13:56:42.688
9		1:59.761	38.812	40.103	40.846	225.0	13:58:14.144	9		1:58.463	38.552	39.686	40.225	227.3	13:58:41.151
10		1:59.839	38.855	40.165	40.819	224.0	14:00:13.983	10		1:58.191	38.336	39.609	40.246	229.7	14:00:39.342
11		2:03.089	41.128	40.969	40.992	224.0	14:02:17.072	11		1:59.498	38.425	39.656	41.417	227.3	14:02:38.840
12		1:59.943	38.555	40.247	41.141	226.4	14:04:17.015	12		1:57.819	38.462	39.375	39.982	226.4	14:04:36.659
13		2:00.643	39.678	40.313	40.652	223.6	14:06:17.658	13		1:58.115	38.571	39.541	40.003	224.5	14:06:34.774
14		2:02.453	41.292	40.232	40.929	226.4	14:08:20.111	14		1:58.106	38.777	39.324	40.005	225.0	14:08:32.880
15		2:05.128	43.756	40.477	40.895	222.2	14:10:25.239	15		1:58.107	38.669	39.566	39.872	223.6	14:10:30.987
16		2:13.623 P	38.856	40.109	54.658	222.2	14:12:38.862	16		2:10.186 P	38.954	39.629	51.603	224.0	14:12:41.173

30

Gael Julien

F4 Mygale

Lap	D	Time	Sector 1	Sector 2	Sector 3	T. Spd	Elapsed
1		13:42:25.646 P	13:40:49.959	44.529	51.158	175.6	13:42:25.646
2		2:41.463	1:15.220	41.496	44.747	185.8	13:45:07.109
3		2:01.788	39.971	40.582	41.235	220.4	13:47:08.897
4		2:00.345	39.208	40.281	40.856	221.7	13:49:09.242
5		1:59.545	39.050	39.975	40.520	224.0	13:51:08.787
6		1:59.771	39.099	39.782	40.890	225.0	13:53:08.558
7		1:58.963	38.815	39.722	40.426	222.6	13:55:07.521
8		1:58.303	38.695	39.440	40.168	225.9	13:57:05.824
9		1:58.572	38.495	39.355	40.722	225.9	13:59:04.396
10		2:31.973	38.567	1:02.718	50.688	225.9	14:01:36.369
11		2:06.231	43.176	40.538	42.517	220.4	14:03:42.600
12		1:58.036	38.466	39.409	40.161	226.8	14:05:40.636
13		1:58.285	38.621	39.459	40.205	224.5	14:07:38.921
14		1:59.520	38.671	39.498	41.351	224.0	14:09:38.441
15		1:58.792	38.873	39.487	40.432	225.0	14:11:37.233
16		2:17.097 P	40.566	42.161	54.370	180.6	14:13:54.330





**Autodromo Nazionale Monza**  
**Championnat de France F4**  
**Free Practice**  
**Lap Analysis**



51

Angéline Favario

F4 Mygale **79**

Owen Tangavelou

F4 Mygale

Lap	D	Time	Sector 1	Sector 2	Sector 3	T. Spd	Elapsed	Lap	D	Time	Sector 1	Sector 2	Sector 3	T. Spd	Elapsed
1		13:42:28.853	13:40:52.745	48.513	47.595	183.6	13:42:28.853	1		13:42:31.163	13:41:01.380	44.746	45.037	120.9	13:42:31.163
2		2:16.075	41.351	46.998	47.726	215.1	13:44:44.928	2		2:05.334	40.283	43.542	41.509	218.1	13:44:36.497
3		2:07.835	40.423	42.812	44.600	221.7	13:46:52.763	3		2:01.618	39.175	41.415	41.028	222.2	13:46:38.115
4		2:06.450	39.925	42.595	43.930	221.3	13:48:59.213	4		2:01.044	38.876	41.453	40.715	222.2	13:48:39.159
5		2:05.578	39.437	42.317	43.824	220.8	13:51:04.791	5		2:01.970	38.848	42.380	40.742	226.4	13:50:41.129
6		2:04.558	39.453	41.473	43.632	222.2	13:53:09.349	6		2:00.124	38.864	40.513	40.747	222.2	13:52:41.253
7		2:03.229	<b>38.815</b>	41.089	43.325	224.0	13:55:12.578	7		2:04.506	43.209	40.748	40.549	223.6	13:54:45.759
8		2:03.833	39.024	41.473	43.336	223.1	13:57:16.411	8		1:59.696	<b>38.594</b>	40.437	40.665	225.9	13:56:45.455
9		2:03.733	39.194	41.460	43.079	223.1	13:59:20.144	9		1:59.647	38.763	40.388	40.496	225.9	13:58:45.102
10		2:02.351	39.144	40.866	42.341	222.6	14:01:22.495	10		1:59.608	38.647	40.495	40.466	226.8	14:00:44.710
11		<b>2:01.931</b>	38.977	40.705	42.249	221.7	14:03:24.426	11		<b>1:59.228</b>	38.629	<b>40.227</b>	40.372	226.4	14:02:43.938
12		2:02.132	39.044	40.844	42.244	220.8	14:05:26.558	12		1:59.938	39.236	40.359	40.343	227.3	14:04:43.876
13		2:08.830	44.889	41.588	42.353	222.2	14:07:35.388	13		1:59.288	38.633	40.361	<b>40.294</b>	226.8	14:06:43.164
14		2:02.679	39.062	41.182	42.435	221.7	14:09:38.067	14		2:00.272	38.663	40.886	40.723	225.9	14:08:43.436
15		2:01.964	39.534	<b>40.688</b>	<b>41.742</b>	220.8	14:11:40.031	15		1:59.657	38.650	40.369	40.638	225.0	14:10:43.093
16		2:18.852 P	40.662	41.730	56.460	206.8	14:13:58.883	16		2:15.060 P	39.802	42.086	53.172	224.0	14:12:58.153

66

Enzo Richer

F4 Mygale

Lap	D	Time	Sector 1	Sector 2	Sector 3	T. Spd	Elapsed
1		13:42:35.121	13:41:03.290	46.297	45.534	121.0	13:42:35.121
2		2:09.107	41.303	42.510	45.294	193.8	13:44:44.228
3		2:05.132	40.097	41.821	43.214	221.3	13:46:49.360
4		2:02.874	39.409	40.801	42.664	223.1	13:48:52.234
5		2:02.114	39.391	40.849	41.874	224.5	13:50:54.348
6		2:01.140	39.324	40.305	41.511	225.0	13:52:55.488
7		2:18.840 P	38.949	40.270	59.621	225.9	13:55:14.328
8		4:23.732	2:58.098	43.617	42.017	188.1	13:59:38.060
9		2:01.213	38.903	40.858	41.452	226.4	14:01:39.273
10		2:01.487	38.979	40.757	41.751	225.4	14:03:40.760
11		2:01.783	38.775	41.606	41.402	225.0	14:05:42.543
12		<b>2:00.033</b>	<b>38.682</b>	40.162	41.189	227.8	14:07:42.576
13		2:00.039	38.876	40.233	<b>40.930</b>	224.0	14:09:42.615
14		2:00.088	38.990	<b>40.146</b>	40.952	224.5	14:11:42.703
15		2:14.023 P	38.686	41.109	54.228	225.4	14:13:56.726

68

Hugh Barter

F4 Mygale

Lap	D	Time	Sector 1	Sector 2	Sector 3	T. Spd	Elapsed
1		13:42:10.145	13:40:46.412	42.145	41.588	182.7	13:42:10.145
2		2:02.166	39.892	41.209	41.065	220.8	13:44:12.311
3		2:00.599	39.164	40.441	40.994	223.6	13:46:12.910
4		1:59.769	39.031	40.152	40.586	222.2	13:48:12.679
5		1:59.747	38.997	40.047	40.703	220.8	13:50:12.426
6		2:01.968	41.072	40.361	40.535	221.7	13:52:14.394
7		1:59.396	38.767	39.918	40.711	224.5	13:54:13.790
8		2:03.178	41.871	40.464	40.843	222.6	13:56:16.968
9		2:00.335	38.670	40.974	40.691	224.5	13:58:17.303
10		<b>1:59.186</b>	<b>38.498</b>	39.930	40.758	226.8	14:00:16.489
11		1:59.479	38.721	<b>39.816</b>	40.942	225.0	14:02:15.968
12		2:01.474	38.654	41.815	41.005	224.5	14:04:17.442
13		1:59.507	38.778	39.961	40.768	228.8	14:06:16.949
14		1:59.478	38.760	40.142	40.576	223.1	14:08:16.427
15		1:59.492	38.797	40.174	<b>40.521</b>	220.8	14:10:15.919
16		2:17.428 P	38.775	41.166	57.487	221.7	14:12:33.347

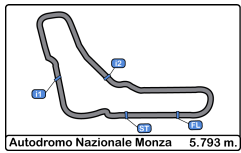




**Autodromo Nazionale Monza**  
**Championnat de France F4**  
**Free Practice**  
**Best Sectors Results**



Sector - 1			Sector - 2			Sector - 3			Ideal Lap vs Best Lap						
Clas	Nº	Driver	Time	Nº	Driver	Time	Nº	Driver	Time	Clas	Nº	Driver	Ideal Lap	Best Lap	Clas
1	10	Alessandro Giusti	38.273	46	Elliott Vayron	39.324	46	Elliott Vayron	39.872	1	46	Elliott Vayron	1:57.532	1:57.819	1
2	46	Elliott Vayron	38.336	30	Gael Julien	39.355	10	Alessandro Giusti	40.158	2	10	Alessandro Giusti	1:57.832	1:57.891	2
3	5	Macéo Capietto	38.392	10	Alessandro Giusti	39.401	30	Gael Julien	40.161	3	30	Gael Julien	1:57.982	1:58.036	3
4	30	Gael Julien	38.466	68	Hugh Barter	39.816	17	Noah Andy	40.289	4	5	Macéo Capietto	1:58.705	1:58.862	5
5	68	Hugh Barter	38.498	7	Dario Cabanelas	39.828	79	Owen Tangavelou	40.294	5	17	Noah Andy	1:58.784	1:58.809	4
6	36	Enzo Geraci	38.530	5	Macéo Capietto	39.901	5	Macéo Capietto	40.412	6	68	Hugh Barter	1:58.835	1:59.186	7
7	22	Daniel Ligier	38.550	17	Noah Andy	39.914	7	Dario Cabanelas	40.452	7	7	Dario Cabanelas	1:58.868	1:59.139	6
8	17	Noah Andy	38.581	11	Pierre-Alexandre Provost	39.932	68	Hugh Barter	40.521	8	79	Owen Tangavelou	1:59.115	1:59.228	8
9	7	Dario Cabanelas	38.588	22	Daniel Ligier	39.956	9	Esteban Masson	40.643	9	22	Daniel Ligier	1:59.158	1:59.448	9
10	79	Owen Tangavelou	38.594	9	Esteban Masson	40.128	22	Daniel Ligier	40.652	10	11	Pierre-Alexandre Provost	1:59.445	1:59.605	10
11	66	Enzo Richer	38.682	66	Enzo Richer	40.146	11	Pierre-Alexandre Provost	40.744	11	36	Enzo Geraci	1:59.719	2:00.269	13
12	11	Pierre-Alexandre Provost	38.769	36	Enzo Geraci	40.154	66	Enzo Richer	40.930	12	66	Enzo Richer	1:59.758	2:00.033	11
13	51	Angéline Favario	38.815	79	Owen Tangavelou	40.227	36	Enzo Geraci	41.035	13	9	Esteban Masson	2:00.070	2:00.147	12
14	8	Romain Andriolo	38.870	51	Angéline Favario	40.688	8	Romain Andriolo	41.185	14	8	Romain Andriolo	2:00.860	2:00.990	14
15	9	Esteban Masson	39.299	8	Romain Andriolo	40.805	51	Angéline Favario	41.742	15	51	Angéline Favario	2:01.245	2:01.931	15

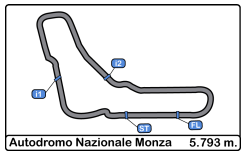


**Autodromo Nazionale Monza**  
**Championnat de France F4**  
**Free Practice**  
**Best 5 Lap Times**



Cls	N°	Driver	Nat	Team	Nat	Vehicle	Cat	Cls	Best 1		Best 2		Best 3		Best 4		Best 5	
									Time	Lap	Time	Lap	Time	Lap	Time	Lap	Time	Lap
1	46	Elliott Vayron	FRA			F4 Mygale			1:57.819	12	1:58.106	14	1:58.107	15	1:58.115	13	1:58.191	10
2	10	Alessandro Giusti	FRA			F4 Mygale	Junior	1	1:57.891	15	1:58.135	9	1:58.224	11	1:58.250	10	1:58.275	12
3	30	Gael Julien	FRA			F4 Mygale			1:58.036	12	1:58.285	13	1:58.303	8	1:58.572	9	1:58.792	15
4	17	Noah Andy	FRA			F4 Mygale			1:58.809	13	1:59.193	11	1:59.779	12	1:59.816	6	2:00.193	5
5	5	Macéo Capietto	FRA			F4 Mygale			1:58.862	12	1:58.930	13	1:59.033	15	1:59.070	11	1:59.143	6
6	7	Dario Cabanelas	CHE			F4 Mygale	Junior	2	1:59.139	12	1:59.202	9	1:59.262	15	1:59.449	13	1:59.482	10
7	68	Hugh Barter	AUS			F4 Mygale			1:59.186	10	1:59.396	7	1:59.478	14	1:59.479	11	1:59.492	15
8	79	Owen Tangavelou	FRA			F4 Mygale			1:59.228	11	1:59.288	13	1:59.608	10	1:59.647	9	1:59.657	15
9	22	Daniel Ligier	FRA			F4 Mygale			1:59.448	8	1:59.615	7	1:59.761	9	1:59.839	10	1:59.943	12
10	11	Pierre-Alexandre Provost	FRA			F4 Mygale	Junior	3	1:59.605	8	1:59.623	10	1:59.732	14	2:00.134	7	2:00.299	6
11	66	Enzo Richer	FRA			F4 Mygale			2:00.033	12	2:00.039	13	2:00.088	14	2:01.140	6	2:01.213	9
12	9	Esteban Masson	FRA			F4 Mygale			2:00.147	3	2:02.217	4	2:11.674	5	2:52.106	2		
13	36	Enzo Geraci	FRA			F4 Mygale	Junior	4	2:00.269	14	2:00.377	6	2:00.393	12	2:00.515	8	2:00.545	11
14	8	Romain Andriolo	FRA			F4 Mygale			2:00.990	14	2:01.113	9	2:01.314	13	2:01.599	12	2:01.638	10
15	51	Angéline Favario	FRA			F4 Mygale			2:01.931	11	2:01.964	15	2:02.132	12	2:02.351	10	2:02.679	14





**Autodromo Nazionale Monza**  
**Championnat de France F4**  
**Free Practice**  
**Best 5 Top Speeds**











Cls	N°	Driver	Nat	Team	Nat	Vehicle	Cat	Cls	Top 1		Top 2		Top 3		Top 4		Top 5		Avg
									Km/h	Lap	Km/h	Lap	Km/h	Lap	Km/h	Lap	Km/h	Lap	
1	46	Elliott Vayron		PPA		F4 Mygale			229.7	10	228.3	6	227.8	7	227.3	9	227.3	11	228.1
2	5	Macéo Capietto		PPA		F4 Mygale			229.2	7	229.2	13	228.8	6	227.8	11	226.8	12	228.4
3	7	Dario Cabanelas		DFE		F4 Mygale	Junior	1	228.8	12	227.3	13	226.8	9	225.9	7	225.4	10	226.8
4	68	Hugh Barter		AUS		F4 Mygale			228.8	13	226.8	10	225.0	11	224.5	7	224.5	9	225.9
5	10	Alessandro Giusti		PPA		F4 Mygale	Junior	2	228.3	11	227.8	15	227.3	9	226.8	6	225.9	8	227.2
6	66	Enzo Richer		PPA		F4 Mygale			227.8	12	226.4	9	225.9	7	225.4	10	225.4	15	226.2
7	79	Owen Tangavelou		PPA		F4 Mygale			227.3	12	226.8	10	226.8	13	226.4	5	226.4	11	226.7
8	17	Noah Andy		PPA		F4 Mygale			226.8	13	226.4	14	225.9	10	225.4	9	225.0	3	225.9
9	22	Daniel Ligier		PPA		F4 Mygale			226.8	7	226.4	12	226.4	14	225.4	8	225.0	4	226.0
10	30	Gael Julien		PPA		F4 Mygale			226.8	12	225.9	8	225.9	9	225.9	10	225.0	6	225.9
11	36	Enzo Geraci		PPA		F4 Mygale	Junior	3	226.4	11	226.4	14	225.4	12	224.0	9	223.6	7	225.1
12	8	Romain Andriolo		PPA		F4 Mygale			225.4	9	225.0	7	225.0	8	225.0	10	224.5	6	225.0
13	11	Pierre-Alexandre Provost		PPA		F4 Mygale	Junior	4	224.0	9	223.6	8	223.6	10	222.6	7	222.2	3	223.2
14	51	Angéline Favario		PPA		F4 Mygale			224.0	7	223.1	8	223.1	9	222.6	10	222.2	6	223.0
15	9	Esteban Masson		PPA		F4 Mygale			221.7	5	221.3	4	220.8	3	185.2	2	176.1	1	205.0



Autodromo Nazionale Monza  
 Championnat de France F4  
 Free Practice  
 Fastest Laps Sequence



Lap	Time of Day	Session Time	N°	Driver	Nat	Team	Nat	Vehicle	Cat	Time	Km/h
2	13:44:11.801	4:11.801	22	Daniel Ligier	 FRA			F4 Mygale		<b>2:00.848</b>	172.5
2	13:44:16.735	4:16.735	10	Alessandro Giusti	 FRA			F4 Mygale	Junior	<b>2:00.533</b>	173.0
3	13:46:16.258	6:16.258	10	Alessandro Giusti	 FRA			F4 Mygale	Junior	<b>1:59.523</b>	174.4
4	13:48:15.400	8:15.400	10	Alessandro Giusti	 FRA			F4 Mygale	Junior	<b>1:59.142</b>	175.0
5	13:50:13.933	10:13.933	10	Alessandro Giusti	 FRA			F4 Mygale	Junior	<b>1:58.533</b>	175.9
8	13:57:05.824	17:05.824	30	Gael Julien	 FRA			F4 Mygale		<b>1:58.303</b>	176.2
9	13:58:16.389	18:16.389	10	Alessandro Giusti	 FRA			F4 Mygale	Junior	<b>1:58.135</b>	176.5
12	14:04:36.659	24:36.659	46	Elliott Vayron	 FRA			F4 Mygale		<b>1:57.819</b>	177.0



**Autodromo Nazionale Monza**  
**Championnat de France F4**  
**Free Practice**  
**Event Best Maximum Speed**



N°	Driver	Nat	Team	Nat	Vehicle	Cat	Clas	Km/h	Session
46	Elliott Vayron		FRA		F4 Mygale			229.7	Free Practice
5	Macéo Capietto		FRA		F4 Mygale			229.2	Free Practice
7	Dario Cabanelas		CHE		F4 Mygale	Junior	1	228.8	Free Practice
68	Hugh Barter		AUS		F4 Mygale			228.8	Free Practice
10	Alessandro Giusti		FRA		F4 Mygale	Junior	2	228.3	Free Practice
66	Enzo Richer		FRA		F4 Mygale			227.8	Free Practice
79	Owen Tangavelou		FRA		F4 Mygale			227.3	Free Practice
22	Daniel Ligier		FRA		F4 Mygale			226.8	Free Practice
30	Gael Julien		FRA		F4 Mygale			226.8	Free Practice
17	Noah Andy		FRA		F4 Mygale			226.8	Free Practice
36	Enzo Geraci		FRA		F4 Mygale	Junior	3	226.4	Free Practice
8	Romain Andriolo		FRA		F4 Mygale			225.4	Free Practice
51	Angéline Favario		FRA		F4 Mygale			224.0	Free Practice
11	Pierre-Alexandre Provost		FRA		F4 Mygale	Junior	4	224.0	Free Practice
9	Esteban Masson		FRA		F4 Mygale			221.7	Free Practice



Autodromo Nazionale Monza  
Championnat de France F4  
Free Practice  
Pit Stop Analysis



8 Romain Andriolo F4 Mygale

N°	In Day Time	In Time	Out Time	Pit Time	T. Pit Time	Handicap	Penalty
1	13:42:49.392	13:42:49.392	13:43:27.005	37.613	37.613		
2	13:45:49.549	13:45:49.549	13:46:19.249	29.700	1:07.313		

9 Esteban Masson F4 Mygale

N°	In Day Time	In Time	Out Time	Pit Time	T. Pit Time	Handicap	Penalty
1	13:42:23.259	13:42:23.259	13:43:05.988	42.729	42.729		

11 Pierre-Alexandre Provost F4 Mygale  
Junior


N°	In Day Time	In Time	Out Time	Pit Time	T. Pit Time	Handicap	Penalty
1	13:42:42.451	13:42:42.451	13:43:16.912	34.461	34.461		

30 Gael Julien F4 Mygale

N°	In Day Time	In Time	Out Time	Pit Time	T. Pit Time	Handicap	Penalty
1	13:42:19.345	13:42:19.345	13:42:52.256	32.911	32.911		

66 Enzo Richer F4 Mygale

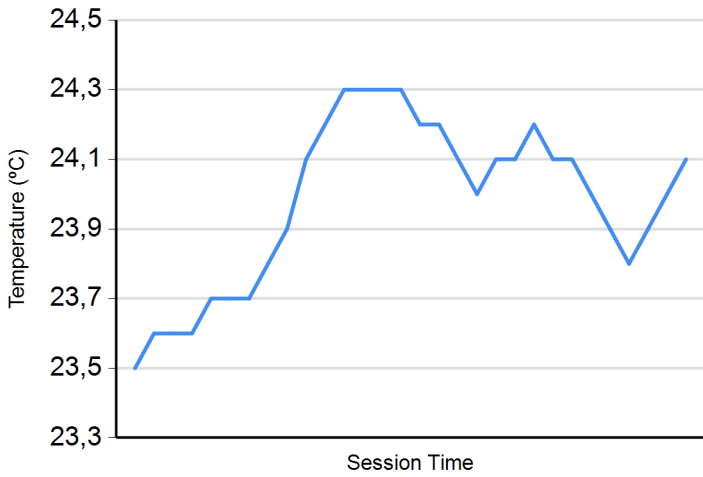
N°	In Day Time	In Time	Out Time	Pit Time	T. Pit Time	Handicap	Penalty
1	13:55:07.806	13:55:07.806	13:57:32.758	2:24.952	2:24.952		



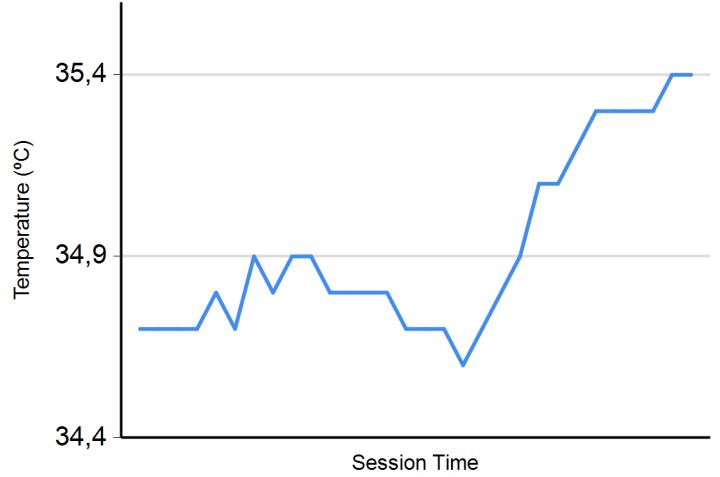
**Autodromo Nazionale Monza**  
**Championnat de France F4**  
**Free Practice**  
**Weather Report**



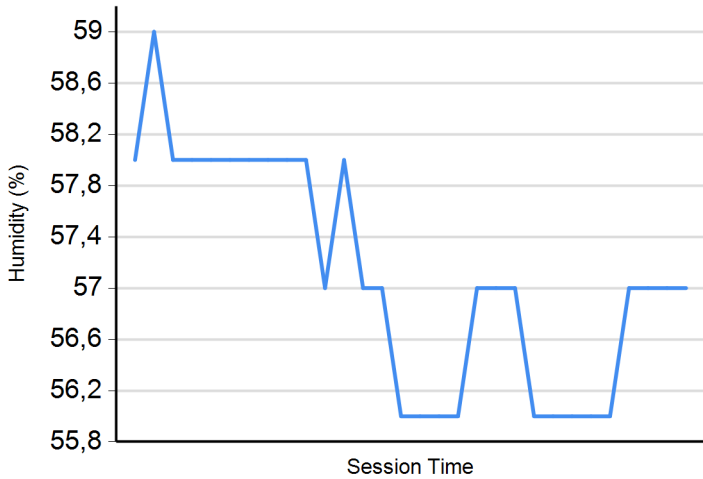
**Air Temperature**



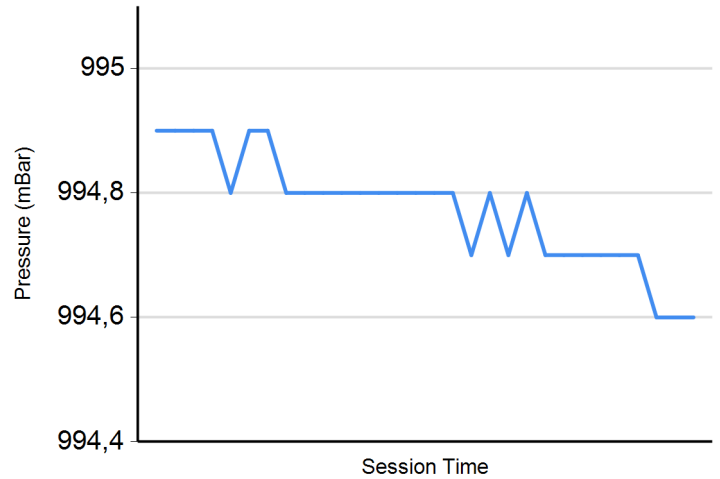
**Track Temperature**



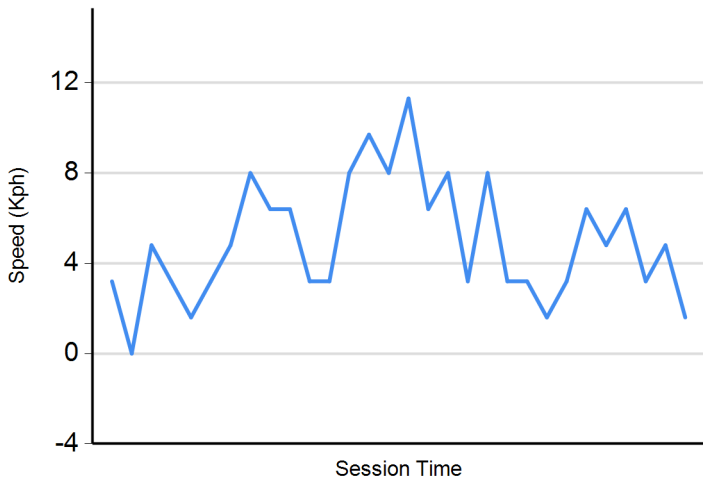
**Humidity**



**Pressure**



**Wind Speed**



**Wind direction**

North = 0°/360° Est = 90° South = 180° West = 270°

