

Autodromo Nazionale Monza
Championnat de France F4
Qualifying
Provisional Results



Autodromo Nazionale Monza 5.793 m.

Clas	Nº	Driver	Nat	Team	Nat	Vehicle	Cat	Clas	Laps	Best	Time	Gap	Interval	Km/h
1	5	Macéo Capietto				F4 Mygale			11	9	1:56.300			179.3
2	68	Hugh Barter				F4 Mygale			14	12	1:56.428	0.128	0.128	179.1
3	46	Elliott Vayron				F4 Mygale			9	8	1:56.446	0.146	0.018	179.0
4	22	Daniel Ligier				F4 Mygale			14	11	1:56.486	0.186	0.040	179.0
5	10	Alessandro Giusti				F4 Mygale	Junior	1	14	11	1:56.489	0.189	0.003	179.0
6	30	Gael Julien				F4 Mygale			14	13	1:56.609	0.309	0.120	178.8
7	7	Dario Cabanelas				F4 Mygale	Junior	2	14	13	1:56.673	0.373	0.064	178.7
8	9	Esteban Masson				F4 Mygale			13	12	1:56.747	0.447	0.074	178.6
9	17	Noah Andy				F4 Mygale			14	13	1:56.988	0.688	0.241	178.2
10	79	Owen Tangavelou				F4 Mygale			13	10	1:57.323	1.023	0.335	177.7
11	11	Pierre-Alexandre Provost				F4 Mygale	Junior	3	14	9	1:57.340	1.040	0.017	177.7
12	66	Enzo Richer				F4 Mygale			14	13	1:57.449	1.149	0.109	177.5
13	8	Romain Andriolo				F4 Mygale			14	12	1:57.538	1.238	0.089	177.4
14	36	Enzo Geraci				F4 Mygale	Junior	4	14	12	1:58.042	1.742	0.504	176.6
15	51	Angéline Favario				F4 Mygale			13	12	1:59.935	3.635	1.893	173.8

Published at:.....

Track Temp: 22.6 °C Air Temp: 19.8 °C Humidity: 77 % Track Status: DRY


Stewards:

Race Director:

Timekeeper:

Luis Angel Garcia Nuñez
 JOB/I-0020-ESP





Autodromo Nazionale Monza
Championnat de France F4
Qualifying



Provisional Results by Category

Clas	Nº	Driver	Nat	Team	Nat	Vehicle	Cat	Clas	Laps	Best	Time	Gap	Interval	Km/h
1	5	Macéo Capietto				F4 Mygale			11	9	1:56.300			179.3
2	68	Hugh Barter				F4 Mygale			14	12	1:56.428	0.128	0.128	179.1
3	46	Elliott Vayron				F4 Mygale			9	8	1:56.446	0.146	0.018	179.0
4	22	Daniel Ligier				F4 Mygale			14	11	1:56.486	0.186	0.040	179.0
5	30	Gael Julien				F4 Mygale			14	13	1:56.609	0.309	0.123	178.8
6	9	Esteban Masson				F4 Mygale			13	12	1:56.747	0.447	0.138	178.6
7	17	Noah Andy				F4 Mygale			14	13	1:56.988	0.688	0.241	178.2
8	79	Owen Tangavelou				F4 Mygale			13	10	1:57.323	1.023	0.335	177.7
9	66	Enzo Richer				F4 Mygale			14	13	1:57.449	1.149	0.126	177.5
10	8	Romain Andriolo				F4 Mygale			14	12	1:57.538	1.238	0.089	177.4
11	51	Angéline Favario				F4 Mygale			13	12	1:59.935	3.635	2.397	173.8

Junior

1	10	Alessandro Giusti				F4 Mygale	Junior	1	14	11	1:56.489			179.0
2	7	Dario Cabanelas				F4 Mygale	Junior	2	14	13	1:56.673	0.184	0.184	178.7
3	11	Pierre-Alexandre Provost				F4 Mygale	Junior	3	14	9	1:57.340	0.851	0.667	177.7
4	36	Enzo Geraci				F4 Mygale	Junior	4	14	12	1:58.042	1.553	0.702	176.6

Published at:.....

Track Temp: **22.6 °C** Air Temp: **19.8 °C** Humidity: **77 %** Track Status: **DRY**


Stewards:

Race Director:

Timekeeper:

Luis Angel Garcia Nuñez
 JOB/I-0020-ESP





Autodromo Nazionale Monza
Championnat de France F4
Qualifying



Provisional 2 Fastest Lap Results

Clas	Nº	Driver	Nat	Team	Nat	Vehicle	Cat	Clas	Laps	Best	Time	Gap	Interval	Km/h
1	10	Alessandro Giusti				F4 Mygale	Junior	1	14	13	1:56.571			179.0
2	68	Hugh Barter				F4 Mygale			14	10	1:56.719	0.148	0.148	179.1
3	5	Macéo Capietto				F4 Mygale			11	7	1:56.772	0.201	0.053	179.3
4	22	Daniel Ligier				F4 Mygale			14	13	1:56.782	0.211	0.010	179.0
5	30	Gael Julien				F4 Mygale			14	12	1:56.883	0.312	0.101	178.8
6	9	Esteban Masson				F4 Mygale			13	10	1:56.936	0.365	0.053	178.6
7	7	Dario Cabanelas				F4 Mygale	Junior	2	14	11	1:57.182	0.611	0.246	178.7
8	46	Elliott Vayron				F4 Mygale			9	7	1:57.216	0.645	0.034	179.0
9	11	Pierre-Alexandre Provost				F4 Mygale	Junior	3	14	13	1:57.369	0.798	0.153	177.7
10	17	Noah Andy				F4 Mygale			14	10	1:57.404	0.833	0.035	178.2
11	66	Enzo Richer				F4 Mygale			14	9	1:57.521	0.950	0.117	177.5
12	8	Romain Andriolo				F4 Mygale			14	13	1:57.596	1.025	0.075	177.4
13	79	Owen Tangavelou				F4 Mygale			13	9	1:57.794	1.223	0.198	177.7
14	36	Enzo Geraci				F4 Mygale	Junior	4	14	8	1:58.579	2.008	0.785	176.6
15	51	Angéline Favario				F4 Mygale			13	11	1:59.989	3.418	1.410	173.8

Published at:.....

Track Temp: **22.6 °C** Air Temp: **19.8 °C** Humidity: **77 %** Track Status: **DRY**


Stewards:

Race Director:

Timekeeper:

Luis Angel Garcia Nuñez
 JOB/I-0020-ESP





Autodromo Nazionale Monza
Championnat de France F4
Qualifying
Lap Analysis



5 Macéo Capietto F4 Mygale **9** Esteban Masson F4 Mygale

Lap	D	Time	Sector 1	Sector 2	Sector 3	T. Spd	Elapsed	Lap	D	Time	Sector 1	Sector 2	Sector 3	T. Spd	Elapsed
1		9:48:13.698	9:46:25.828	54.015	53.855	129.1	9:48:13.698	1		9:48:30.040	9:46:50.269	49.060	50.711	184.3	9:48:30.040
2		2:27.621 P	40.119	41.017	1:06.485	218.1	9:50:41.319	2		2:05.855	42.227	39.795	43.833	206.8	9:50:35.895
3		12:50.470 P	9:50.814	1:00.353	1:59.303	179.1	10:03:31.789	3		2:02.798	41.062	41.514	40.222	226.4	9:52:38.693
4		7:30.726	5:30.303	42.058	1:18.365	182.4	10:11:02.515	4		2:45.236 P	38.438	43.899	1:22.899	225.9	9:55:23.929
5		1:58.261	38.869	39.429	39.963	225.0	10:13:00.776	5		5:17.124	3:53.252	42.983	40.889	113.2	10:00:41.053
6		1:57.325	38.507	38.966	39.852	222.6	10:14:58.101	6		3:13.873 P	40.412	53.456	1:40.005	225.4	10:03:54.926
7		1:56.772	38.313	38.750	39.709	224.0	10:16:54.873	7		7:06.656	5:09.324	41.354	1:15.978	186.5	10:11:01.582
8		2:03.616	38.349	44.736	40.531	224.0	10:18:58.489	8		2:02.692	43.405	39.308	39.979	221.3	10:13:04.274
9		1:56.300	38.120	38.652	39.528	227.8	10:20:54.789	9		1:57.004	38.454	38.968	39.582	223.6	10:15:01.278
10		2:01.137	38.429	41.251	41.457	228.8	10:22:55.926	10		1:56.936	38.542	38.695	39.699	223.6	10:16:58.214
11		2:23.941 P	43.277	45.274	55.390	167.4	10:25:19.867	11		1:59.312	39.805	39.340	40.167	225.4	10:18:57.526

7 Dario Cabanelas F4 Mygale

Junior

Lap	D	Time	Sector 1	Sector 2	Sector 3	T. Spd	Elapsed
1		9:48:19.896	9:46:10.468	1:08.320	1:01.108	87.8	9:48:19.896
2		2:07.708	41.343	42.589	43.776	171.7	9:50:27.604
3		2:00.098	39.450	39.909	40.739	222.2	9:52:27.702
4		2:50.674 P	38.759	41.103	1:30.812	222.2	9:55:18.376
5		5:04.364	3:36.583	46.949	40.832	151.8	10:00:22.740
6		3:14.858 P	39.145	1:00.962	1:34.751	222.2	10:03:37.598
7		6:30.841	5:09.271	40.406	41.164	180.0	10:10:08.439
8		1:58.451	39.181	39.165	40.105	220.8	10:12:06.890
9		2:00.635	40.861	39.455	40.319	219.9	10:14:07.525
10		1:58.823	38.589	38.844	41.390	224.5	10:16:06.348
11		1:57.182	38.569	38.823	39.790	222.2	10:18:03.530
12		1:59.100	38.777	40.068	40.255	222.6	10:20:02.630
13		1:56.673	38.364	38.621	39.688	226.4	10:21:59.303
14		2:35.567 P	47.070	47.797	1:00.700	153.8	10:24:34.870

8 Romain Andriolo F4 Mygale

Lap	D	Time	Sector 1	Sector 2	Sector 3	T. Spd	Elapsed
1		9:48:24.483	9:46:29.651	54.144	1:00.688	139.1	9:48:24.483
2		2:08.974	42.231	43.335	43.408	182.1	9:50:33.457
3		2:02.401	39.654	41.226	41.521	225.4	9:52:35.858
4		2:50.312 P	39.301	46.535	1:24.476	225.4	9:55:26.170
5		5:00.708	3:31.730	47.196	41.782	116.0	10:00:26.878
6		3:13.903 P	38.792	58.675	1:36.436	223.6	10:03:40.781
7		6:29.903	5:07.434	41.586	40.883	178.5	10:10:10.684
8		1:58.908	38.611	40.154	40.143	225.9	10:12:09.592
9		1:59.040	38.876	39.973	40.191	226.8	10:14:08.632
10		2:00.675	39.309	40.894	40.472	228.3	10:16:09.307
11		1:59.332	38.473	40.616	40.243	226.4	10:18:08.639
12		1:57.538	38.344	39.308	39.886	228.8	10:20:06.177
13		1:57.596	38.311	39.114	40.171	227.8	10:22:03.773
14		2:36.499 P	46.662	47.538	1:02.299	176.1	10:24:40.272

10 Alessandro Giusti F4 Mygale

Junior


Lap	D	Time	Sector 1	Sector 2	Sector 3	T. Spd	Elapsed
1		9:48:14.208	9:46:09.023	1:04.319	1:00.866	78.8	9:48:14.208
2		2:02.293	39.935	41.268	41.090	205.3	9:50:16.501
3		1:59.345	39.090	39.801	40.454	223.1	9:52:15.846
4		2:57.384 P	47.478	40.567	1:29.339	221.7	9:55:13.230
5		5:25.615	3:59.549	44.247	41.819	95.7	10:00:38.845
6		3:11.621 P	39.357	55.077	1:37.187	223.6	10:03:50.466
7		6:29.642	5:08.841	40.237	40.564	181.8	10:10:20.108
8		1:57.451	38.454	39.043	39.954	225.0	10:12:17.559
9		1:57.011	38.393	38.757	39.861	226.4	10:14:14.570
10		1:56.639	38.303	38.742	39.594	225.9	10:16:11.209
11		1:56.489	38.335	38.497	39.657	226.4	10:18:07.698
12		1:56.656	38.259	38.727	39.670	226.4	10:20:04.354
13		1:56.571	38.210	38.729	39.632	228.3	10:22:00.925
14		2:25.811 P	42.590	43.680	59.541	173.6	10:24:26.736

11 Pierre-Alexandre Provost F4 Mygale

Junior

Lap	D	Time	Sector 1	Sector 2	Sector 3	T. Spd	Elapsed
1		9:48:31.522	9:46:50.971	49.863	50.688	166.1	9:48:31.522
2		2:05.550	41.408	40.629	43.513	206.5	9:50:37.072
3		2:03.474	42.708	40.429	40.337	227.3	9:52:40.546
4		2:47.049 P	38.712	42.957	1:25.380	227.3	9:55:27.595
5		5:14.443	3:50.186	43.330	40.927	110.2	10:00:42.038
6		3:15.387 P	40.202	53.375	1:41.810	226.8	10:03:57.425
7		7:05.720	5:07.349	41.448	1:16.923	184.3	10:11:03.145
8		1:58.278	38.695	39.491	40.092	227.8	10:13:01.423
9		1:57.340	38.358	39.057	39.925	226.4	10:14:58.763
10		2:00.303	41.440	39.055	39.808	154.0	10:16:59.066
11		1:57.728	38.575	39.115	40.038	228.3	10:18:56.794
12		2:02.566	38.556	43.329	40.681	225.4	10:20:59.360
13		1:57.369	38.389	39.009	39.971	226.8	10:22:56.729
14		2:22.141 P	39.410	40.207	1:02.524	196.3	10:25:18.870





Autodromo Nazionale Monza
Championnat de France F4
Qualifying
Lap Analysis



17

Noah Andy

F4 Mygale **36**

Enzo Geraci

F4 Mygale

Junior

Lap	D	Time	Sector 1	Sector 2	Sector 3	T. Spd	Elapsed	Lap	D	Time	Sector 1	Sector 2	Sector 3	T. Spd	Elapsed
1		9:48:15.398	9:46:11.855	1:02.157	1:01.386	87.8	9:48:15.398	1		9:48:15.046	9:46:09.256	1:04.380	1:01.410	84.7	9:48:15.046
2		2:06.218	42.923	42.247	41.048	204.5	9:50:21.616	2		2:13.070	41.118	42.062	49.890	221.3	9:50:28.116
3		1:59.754	39.084	40.114	40.556	224.0	9:52:21.370	3		2:00.649	39.128	40.865	40.656	224.5	9:52:28.765
4		2:41.534 P	41.568	39.772	1:20.194	224.5	9:55:02.904	4		2:51.137 P	39.063	41.187	1:30.887	222.2	9:55:19.902
5		5:29.413	4:07.351	40.989	41.073	103.3	10:00:32.317	5		5:03.884	3:35.443	47.341	41.100	157.8	10:00:23.786
6		3:14.019 P	39.729	59.718	1:34.572	225.9	10:03:46.336	6		3:15.124 P	38.995	1:00.642	1:35.487	225.0	10:03:38.910
7		6:29.140	5:04.931	44.087	40.122	181.5	10:10:15.476	7		6:30.667	5:08.160	40.958	41.549	171.7	10:10:09.577
8		2:04.563	44.053	40.269	40.241	225.0	10:12:20.039	8		1:58.579	38.956	39.503	40.120	222.6	10:12:08.156
9		1:57.928	38.820	39.150	39.958	224.0	10:14:17.967	9		1:58.637	38.864	39.457	40.316	223.6	10:14:06.793
10		1:57.404	38.568	39.167	39.669	224.5	10:16:15.371	10		2:00.411	38.941	39.146	42.324	219.9	10:16:07.204
11		1:57.452	38.515	39.208	39.729	226.4	10:18:12.823	11		1:58.673	38.628	39.295	40.750	222.2	10:18:05.877
12		1:59.308	38.435	39.308	41.565	229.7	10:20:12.131	12		1:58.042	38.510	39.198	40.334	223.6	10:20:03.919
13		1:56.988	38.224	38.863	39.901	227.8	10:22:09.119	13		2:02.984	42.990	39.654	40.340	223.6	10:22:06.903
14		2:22.956 P	42.485	45.194	55.277	183.6	10:24:32.075	14		2:34.550 P	43.240	47.217	1:04.093	224.5	10:24:41.453

22

Daniel Ligier

F4 Mygale **46**

Elliott Vayron

F4 Mygale

Lap	D	Time	Sector 1	Sector 2	Sector 3	T. Spd	Elapsed	Lap	D	Time	Sector 1	Sector 2	Sector 3	T. Spd	Elapsed
1		9:48:36.305	9:46:31.893	56.477	1:07.935	144.9	9:48:36.305	1		9:48:12.598	9:46:23.355	56.628	52.615	146.1	9:48:12.598
2		2:06.612	42.534	42.664	41.414	197.0	9:50:42.917	2		2:00.567	39.935	40.176	40.456	223.6	9:50:13.165
3		1:58.453	38.771	39.534	40.148	226.4	9:52:41.370	3		1:58.116	39.023	39.290	39.803	224.0	9:52:11.281
4		2:53.650 P	43.306	45.555	1:24.789	192.8	9:55:35.020	4		2:33.959 P	38.496	38.747	1:16.716	224.5	9:54:45.240
5		4:55.643	3:33.556	41.210	40.877	105.1	10:00:30.663	5		21:34.696 P	4:09.089		22:51.412	161.1	10:16:19.936
6		3:11.732 P	40.578	58.224	1:32.930	223.1	10:03:42.395	6		2:24.626	1:04.546	39.969	40.111	185.8	10:18:44.562
7		6:30.949	5:07.664	43.097	40.188	181.8	10:10:13.344	7		1:57.216	38.787	38.825	39.604	223.6	10:20:41.778
8		1:59.001	38.745	39.592	40.664	223.1	10:12:12.345	8		1:56.446	38.496	38.562	39.388	224.5	10:22:38.224
9		1:57.008	38.403	38.990	39.615	226.8	10:14:09.353	9		2:22.322 P	41.413	44.921	55.988	167.1	10:25:00.546
10		1:58.684	38.124	40.844	39.716	229.7	10:16:08.037								
11		1:56.486	38.264	38.676	39.546	227.8	10:18:04.523								
12		1:57.392	38.373	38.965	40.054	226.4	10:20:01.915								
13		1:56.782	38.139	38.833	39.810	228.3	10:21:58.697								
14		2:38.108 P	48.451	48.034	1:01.623	142.1	10:24:36.805								

51

Angéline Favario

F4 Mygale

Lap	D	Time	Sector 1	Sector 2	Sector 3	T. Spd	Elapsed
1		9:48:20.613	9:46:12.742	1:02.246	1:05.625	113.6	9:48:20.613
2		2:07.668	41.122	42.660	43.886	179.4	9:50:28.281
3		2:03.631	39.382	42.323	41.926	222.2	9:52:31.912
4		5:15.898 P	3:36.544	44.794	54.560	225.0	9:57:47.810
5		4:02.503 P	2:28.512	42.171	51.820	189.4	10:01:50.313
6		8:20.276	6:55.120	41.287	43.869	174.7	10:10:10.589
7		2:12.431	39.620	49.893	42.918	217.3	10:12:23.020
8		2:01.285	39.145	40.579	41.561	223.6	10:14:24.305
9		2:00.179	38.793	40.224	41.162	224.0	10:16:24.484
10		2:00.539	39.065	40.297	41.177	223.1	10:18:25.023
11		1:59.989	38.970	40.069	40.950	223.6	10:20:25.012
12		1:59.935	38.942	39.887	41.106	224.0	10:22:24.947
13		2:22.481 P	40.591	42.955	58.935	201.4	10:24:47.428


30

Gael Julien

F4 Mygale

Lap	D	Time	Sector 1	Sector 2	Sector 3	T. Spd	Elapsed
1		9:48:37.726	9:46:28.678	54.065	1:14.983	123.9	9:48:37.726
2		2:07.329	42.340	43.667	41.322	195.2	9:50:45.055
3		1:58.325	38.869	39.542	39.914	225.0	9:52:43.380
4		2:47.178 P	39.188	45.512	1:22.478	216.0	9:55:30.558
5		5:05.133	3:40.226	43.905	41.002	104.4	10:00:35.691
6		3:13.081 P	40.343	56.618	1:36.120	223.1	10:03:48.772
7		6:28.867	5:04.186	42.940	41.741	165.6	10:10:17.639
8		1:57.897	38.771	39.240	39.886	222.6	10:12:15.536
9		2:00.424	38.789	39.160	42.475	222.2	10:14:15.960
10		1:57.600	38.521	39.204	39.875	225.9	10:16:13.560
11		1:56.945	38.408	38.816	39.721	225.0	10:18:10.505
12		1:56.883	38.371	38.808	39.704	225.9	10:20:07.388
13		1:56.609	38.125	38.758	39.726	227.3	10:22:03.997
14		2:34.437 P	43.834	48.875	1:01.728	186.8	10:24:38.434





Autodromo Nazionale Monza
Championnat de France F4
Qualifying
Lap Analysis



66

Enzo Richer

F4 Mygale

Lap	D	Time	Sector 1	Sector 2	Sector 3	T. Spd	Elapsed
1		9:48:17.184	9:46:24.799	55.860	56.525	139.3	9:48:17.184
2		2:08.944	41.769	42.722	44.453	216.8	9:50:26.128
3		2:03.271	39.261	40.797	43.213	226.8	9:52:29.399
4		2:53.483 P	38.788	41.768	1:32.927	223.6	9:55:22.882
5		5:17.311	3:32.907	1:02.013	42.391	170.8	10:00:40.193
6		3:13.783 P	39.418	54.753	1:39.612	228.3	10:03:53.976
7		6:24.365	4:59.719	42.863	41.783	176.4	10:10:18.341
8		1:58.172	38.640	39.325	40.207	227.3	10:12:16.513
9		1:57.521	38.018	39.368	40.135	229.2	10:14:14.034
10		2:00.242	40.069	39.463	40.710	227.3	10:16:14.276
11		1:58.196	38.786	39.170	40.240	228.8	10:18:12.472
12		1:57.858	38.390	39.356	40.112	227.8	10:20:10.330
13		1:57.449	38.455	39.259	39.735	227.8	10:22:07.779
14		2:38.342 P	42.723	49.145	1:06.474	229.2	10:24:46.121

68

Hugh Barter

F4 Mygale

Lap	D	Time	Sector 1	Sector 2	Sector 3	T. Spd	Elapsed
1		9:48:35.035	9:46:31.034	56.688	1:07.313	150.0	9:48:35.035
2		2:07.006	42.399	42.747	41.860	191.4	9:50:42.041
3		2:00.897	38.871	41.637	40.389	223.1	9:52:42.938
4		2:50.544 P	40.786	45.585	1:24.173	223.6	9:55:33.482
5		4:58.104	3:36.067	40.980	41.057	100.7	10:00:31.586
6		3:12.051 P	40.083	59.006	1:32.962	224.0	10:03:43.637
7		6:30.361	5:06.637	43.203	40.521	186.8	10:10:13.998
8		1:57.713	38.606	39.252	39.855	224.5	10:12:11.711
9		1:57.194	38.543	38.987	39.664	223.1	10:14:08.905
10		1:56.719	38.244	38.714	39.761	228.8	10:16:05.624
11		1:59.572	41.292	38.769	39.511	135.3	10:18:05.196
12		1:56.428	38.207	38.622	39.599	227.3	10:20:01.624
13		1:59.989	39.571	40.378	40.040	202.6	10:22:01.613
14		2:33.858 P	45.043	47.903	1:00.912	178.8	10:24:35.471


79

Owen Tangavelou

F4 Mygale

Lap	D	Time	Sector 1	Sector 2	Sector 3	T. Spd	Elapsed
1		9:48:13.980	9:46:08.077	1:03.281	1:02.622	114.6	9:48:13.980
2		2:08.380	41.304	41.406	45.670	191.8	9:50:22.360
3		2:00.127	39.720	40.345	40.062	224.0	9:52:22.487
4		2:26.485 P	38.657	40.079	1:07.749	226.4	9:54:48.972
5		5:32.115	4:04.410	47.043	40.662	162.4	10:00:21.087
6		3:13.462 P	38.815	1:00.136	1:34.511	221.3	10:03:34.549
7		6:31.185	5:10.357	40.214	40.614	187.1	10:10:05.734
8		1:57.975	38.813	39.363	39.799	220.8	10:12:03.709
9		1:57.794	38.744	39.267	39.783	221.7	10:14:01.503
10		1:57.323	38.571	38.968	39.784	222.6	10:15:58.826
11		2:00.869	40.839	40.123	39.907	198.5	10:17:59.695
12		2:04.320	45.502	39.211	39.607	175.3	10:20:04.015
13		2:22.519 P	42.038	45.597	54.884	225.9	10:22:26.534



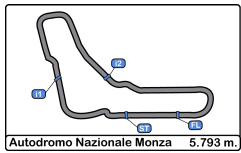


Autodromo Nazionale Monza
Championnat de France F4
Qualifying



Best Sectors Results

Sector - 1				Sector - 2				Sector - 3				Ideal Lap vs Best Lap			
Clas	Nº	Driver	Time	Nº	Driver	Time	Nº	Driver	Time	Clas	Nº	Driver	Ideal Lap	Best Lap	Clas
1	66	Enzo Richer	38.018	10	Alessandro Giusti	38.497	46	Elliott Vayron	39.388	1	5	Macéo Capietto	1:56.300	1:56.300	1
2	5	Macéo Capietto	38.120	46	Elliott Vayron	38.562	68	Hugh Barter	39.511	2	10	Alessandro Giusti	1:56.301	1:56.489	5
3	22	Daniel Ligier	38.124	7	Dario Cabanelas	38.621	5	Macéo Capietto	39.528	3	68	Hugh Barter	1:56.340	1:56.428	2
4	30	Gael Julien	38.125	68	Hugh Barter	38.622	22	Daniel Ligier	39.546	4	22	Daniel Ligier	1:56.346	1:56.486	4
5	9	Esteban Masson	38.175	5	Macéo Capietto	38.652	9	Esteban Masson	39.582	5	46	Elliott Vayron	1:56.446	1:56.446	3
6	68	Hugh Barter	38.207	22	Daniel Ligier	38.676	10	Alessandro Giusti	39.594	6	9	Esteban Masson	1:56.452	1:56.747	8
7	10	Alessandro Giusti	38.210	9	Esteban Masson	38.695	79	Owen Tangavelou	39.607	7	30	Gael Julien	1:56.587	1:56.609	6
8	17	Noah Andy	38.224	30	Gael Julien	38.758	17	Noah Andy	39.669	8	7	Dario Cabanelas	1:56.673	1:56.673	7
9	8	Romain Andriolo	38.311	17	Noah Andy	38.863	7	Dario Cabanelas	39.688	9	17	Noah Andy	1:56.756	1:56.988	9
10	11	Pierre-Alexandre Provost	38.358	79	Owen Tangavelou	38.968	30	Gael Julien	39.704	10	66	Enzo Richer	1:56.923	1:57.449	12
11	7	Dario Cabanelas	38.364	11	Pierre-Alexandre Provost	39.009	66	Enzo Richer	39.735	11	79	Owen Tangavelou	1:57.146	1:57.323	10
12	46	Elliott Vayron	38.496	8	Romain Andriolo	39.114	11	Pierre-Alexandre Provost	39.808	12	11	Pierre-Alexandre Provost	1:57.175	1:57.340	11
13	36	Enzo Geraci	38.510	36	Enzo Geraci	39.146	8	Romain Andriolo	39.886	13	8	Romain Andriolo	1:57.311	1:57.538	13
14	79	Owen Tangavelou	38.571	66	Enzo Richer	39.170	36	Enzo Geraci	40.120	14	36	Enzo Geraci	1:57.776	1:58.042	14
15	51	Angéline Favario	38.793	51	Angéline Favario	39.887	51	Angéline Favario	40.950	15	51	Angéline Favario	1:59.630	1:59.935	15

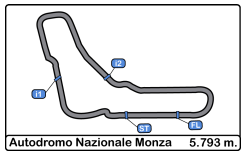


Autodromo Nazionale Monza
Championnat de France F4
Qualifying
Best 5 Lap Times



Autodromo Nazionale Monza 5.793 m.


Cls	N°	Driver	Nat	Team	Nat	Vehicle	Cat	Cls	Best 1		Best 2		Best 3		Best 4		Best 5	
									Time	Lap	Time	Lap	Time	Lap	Time	Lap	Time	Lap
1	5	Macéo Capietto				F4 Mygale			1:56.300	9	1:56.772	7	1:57.325	6	1:58.261	5	2:01.137	10
2	68	Hugh Barter				F4 Mygale			1:56.428	12	1:56.719	10	1:57.194	9	1:57.713	8	1:59.572	11
3	46	Elliott Vayron				F4 Mygale			1:56.446	8	1:57.216	7	1:58.116	3	2:00.567	2	2:22.322	9
4	22	Daniel Ligier				F4 Mygale			1:56.486	11	1:56.782	13	1:57.008	9	1:57.392	12	1:58.453	3
5	10	Alessandro Giusti				F4 Mygale	Junior	1	1:56.489	11	1:56.571	13	1:56.639	10	1:56.656	12	1:57.011	9
6	30	Gael Julien				F4 Mygale			1:56.609	13	1:56.883	12	1:56.945	11	1:57.600	10	1:57.897	8
7	7	Dario Cabanelas				F4 Mygale	Junior	2	1:56.673	13	1:57.182	11	1:58.451	8	1:58.823	10	1:59.100	12
8	9	Esteban Masson				F4 Mygale			1:56.747	12	1:56.936	10	1:57.004	9	1:59.312	11	2:02.692	8
9	17	Noah Andy				F4 Mygale			1:56.988	13	1:57.404	10	1:57.452	11	1:57.928	9	1:59.308	12
10	79	Owen Tangavelou				F4 Mygale			1:57.323	10	1:57.794	9	1:57.975	8	2:00.127	3	2:00.869	11
11	11	Pierre-Alexandre Provost				F4 Mygale	Junior	3	1:57.340	9	1:57.369	13	1:57.728	11	1:58.278	8	2:00.303	10
12	66	Enzo Richer				F4 Mygale			1:57.449	13	1:57.521	9	1:57.858	12	1:58.172	8	1:58.196	11
13	8	Romain Andriolo				F4 Mygale			1:57.538	12	1:57.596	13	1:58.908	8	1:59.040	9	1:59.332	11
14	36	Enzo Geraci				F4 Mygale	Junior	4	1:58.042	12	1:58.579	8	1:58.637	9	1:58.673	11	2:00.411	10
15	51	Angéline Favario				F4 Mygale			1:59.935	12	1:59.989	11	2:00.179	9	2:00.539	10	2:01.285	8



Autodromo Nazionale Monza
Championnat de France F4
Qualifying
Best 5 Top Speeds




Cls	N°	Driver	Nat	Team	Nat	Vehicle	Cat	Cls	Top 1		Top 2		Top 3		Top 4		Top 5		Avg
									Km/h	Lap	Km/h	Lap	Km/h	Lap	Km/h	Lap	Km/h	Lap	
1	17	Noah Andy		PPA		F4 Mygale			229.7	12	227.8	13	226.4	11	225.9	6	225.0	8	226.9
2	22	Daniel Ligier		PPA		F4 Mygale			229.7	10	228.3	13	227.8	11	226.8	9	226.4	3	227.8
3	66	Enzo Richer		PPA		F4 Mygale			229.2	9	229.2	14	228.8	11	228.3	6	227.8	12	228.7
4	5	Macéo Capietto		PPA		F4 Mygale			228.8	10	227.8	9	225.0	5	224.0	7	224.0	8	225.9
5	8	Romain Andriolo		PPA		F4 Mygale			228.8	12	228.3	10	227.8	13	226.8	9	226.4	11	227.6
6	68	Hugh Barter		AUS		F4 Mygale			228.8	10	227.3	12	224.5	8	224.0	6	223.6	4	225.6
7	10	Alessandro Giusti		PPA		F4 Mygale	Junior	1	228.3	13	226.4	9	226.4	11	226.4	12	225.9	10	226.7
8	11	Pierre-Alexandre Provost		PPA		F4 Mygale	Junior	2	228.3	11	227.8	8	227.3	3	227.3	4	226.8	6	227.5
9	30	Gael Julien		PPA		F4 Mygale			227.3	13	225.9	10	225.9	12	225.0	3	225.0	11	225.8
10	9	Esteban Masson		PPA		F4 Mygale			226.8	12	226.4	3	225.9	4	225.4	6	225.4	11	226.0
11	7	Dario Cabanelas		CHE		F4 Mygale	Junior	3	226.4	13	224.5	10	222.6	12	222.2	3	222.2	4	223.6
12	79	Owen Tangavelou		PPA		F4 Mygale			226.4	4	225.9	13	224.0	3	222.6	10	221.7	9	224.1
13	36	Enzo Geraci		PPA		F4 Mygale	Junior	4	225.0	6	224.5	3	224.5	14	223.6	9	223.6	12	224.2
14	51	Angéline Favario		PPA		F4 Mygale			225.0	4	224.0	9	224.0	12	223.6	8	223.6	11	224.0
15	46	Elliott Vayron		PPA		F4 Mygale			224.5	4	224.5	8	224.0	3	223.6	2	223.6	7	224.0



Autodromo Nazionale Monza
Championnat de France F4
Qualifying
Fastest Laps Sequence



Lap	Time of Day	Session Time	N°	Driver	Nat	Team	Nat	Vehicle	Cat	Time	Km/h
2	9:50:13.165	5:13.165	46	Elliott Vayron		FRA		F4 Mygale		2:00.567	172.9
3	9:52:11.281	7:11.281	46	Elliott Vayron		FRA		F4 Mygale		1:58.116	176.5
8	10:12:03.709	27:03.709	79	Owen Tangavelou		FRA		F4 Mygale		1:57.975	176.7
8	10:12:11.711	27:11.711	68	Hugh Barter		AUS		F4 Mygale		1:57.713	177.1
8	10:12:17.559	27:17.559	10	Alessandro Giusti		FRA		F4 Mygale	Junior	1:57.451	177.5
9	10:14:08.905	29:08.905	68	Hugh Barter		AUS		F4 Mygale		1:57.194	177.9
9	10:14:09.353	29:09.353	22	Daniel Ligier		FRA		F4 Mygale		1:57.008	178.2
9	10:15:01.278	30:01.278	9	Esteban Masson		FRA		F4 Mygale		1:57.004	178.2
10	10:16:05.624	31:05.624	68	Hugh Barter		AUS		F4 Mygale		1:56.719	178.6
10	10:16:11.209	31:11.209	10	Alessandro Giusti		FRA		F4 Mygale	Junior	1:56.639	178.7
11	10:18:04.523	33:04.523	22	Daniel Ligier		FRA		F4 Mygale		1:56.486	179.0
12	10:20:01.624	35:01.624	68	Hugh Barter		AUS		F4 Mygale		1:56.428	179.1
9	10:20:54.789	35:54.789	5	Macéo Capietto		FRA		F4 Mygale		1:56.300	179.3




Autodromo Nazionale Monza
Championnat de France F4
Qualifying



Event Best Maximum Speed

N°	Driver	Nat	Team	Nat	Vehicle	Cat	Clas	Km/h	Session
46	Elliott Vayron		FRA		F4 Mygale			229.7	Free Practice
22	Daniel Ligier		FRA		F4 Mygale			229.7	Qualifying
17	Noah Andy		FRA		F4 Mygale			229.7	Qualifying
5	Macéo Capietto		FRA		F4 Mygale			229.2	Free Practice
66	Enzo Richer		FRA		F4 Mygale			229.2	Qualifying
7	Dario Cabanelas		CHE		F4 Mygale	Junior	1	228.8	Free Practice
68	Hugh Barter		AUS		F4 Mygale			228.8	Free Practice
8	Romain Andriolo		FRA		F4 Mygale			228.8	Qualifying
10	Alessandro Giusti		FRA		F4 Mygale	Junior	2	228.3	Free Practice
11	Pierre-Alexandre Provost		FRA		F4 Mygale	Junior	3	228.3	Qualifying
79	Owen Tangavelou		FRA		F4 Mygale			227.3	Free Practice
30	Gael Julien		FRA		F4 Mygale			227.3	Qualifying
9	Esteban Masson		FRA		F4 Mygale			226.8	Qualifying
36	Enzo Geraci		FRA		F4 Mygale	Junior	4	226.4	Free Practice
51	Angéline Favario		FRA		F4 Mygale			225.0	Qualifying



Autodromo Nazionale Monza
Championnat de France F4
Qualifying
Pit Stop Analysis



5 Macéo Capietto F4 Mygale

N°	In Day Time	In Time	Out Time	Pit Time	T. Pit Time	Handicap	Penalty
1	9:50:35.786	9:50:35.786	9:59:52.251	9:16.465	9:16.465		
2	10:03:25.571	10:03:25.571	10:08:22.120	4:56.549	14:13.014		

7 Dario Cabanelas F4 Mygale
Junior

N°	In Day Time	In Time	Out Time	Pit Time	T. Pit Time	Handicap	Penalty
1	9:55:09.470	9:55:09.470	9:58:07.970	2:58.500	2:58.500		
2	10:03:29.608	10:03:29.608	10:08:06.787	4:37.179	7:35.679		

8 Romain Andriolo F4 Mygale

N°	In Day Time	In Time	Out Time	Pit Time	T. Pit Time	Handicap	Penalty
1	9:55:16.908	9:55:16.908	9:58:12.872	2:55.964	2:55.964		
2	10:03:31.958	10:03:31.958	10:08:08.924	4:36.966	7:32.930		

9 Esteban Masson F4 Mygale

N°	In Day Time	In Time	Out Time	Pit Time	T. Pit Time	Handicap	Penalty
1	9:55:14.928	9:55:14.928	9:58:11.195	2:56.267	2:56.267		
2	10:03:44.591	10:03:44.591	10:08:15.713	4:31.122	7:27.389		

10 Alessandro Giusti F4 Mygale
Junior

N°	In Day Time	In Time	Out Time	Pit Time	T. Pit Time	Handicap	Penalty
1	9:55:06.194	9:55:06.194	9:58:21.480	3:15.286	3:15.286		
2	10:03:41.082	10:03:41.082	10:08:18.964	4:37.882	7:53.168		

11 Pierre-Alexandre Provost F4 Mygale
Junior

N°	In Day Time	In Time	Out Time	Pit Time	T. Pit Time	Handicap	Penalty
1	9:55:18.705	9:55:18.705	9:58:11.772	2:53.067	2:53.067		
2	10:03:46.751	10:03:46.751	10:08:16.391	4:29.640	7:22.707		

17 Noah Andy F4 Mygale

N°	In Day Time	In Time	Out Time	Pit Time	T. Pit Time	Handicap	Penalty
1	9:54:52.784	9:54:52.784	9:58:19.576	3:26.792	3:26.792		
2	10:03:37.040	10:03:37.040	10:08:11.802	4:34.762	8:01.554		

22 Daniel Ligier F4 Mygale

N°	In Day Time	In Time	Out Time	Pit Time	T. Pit Time	Handicap	Penalty
1	9:55:27.066	9:55:27.066	9:58:17.600	2:50.534	2:50.534		
2	10:03:33.150	10:03:33.150	10:08:09.890	4:36.740	7:27.274		

30 Gael Julien F4 Mygale

N°	In Day Time	In Time	Out Time	Pit Time	T. Pit Time	Handicap	Penalty
1	9:55:21.540	9:55:21.540	9:58:14.915	2:53.375	2:53.375		
2	10:03:39.535	10:03:39.535	10:08:13.384	4:33.849	7:27.224		

36 Enzo Geraci F4 Mygale
Junior

N°	In Day Time	In Time	Out Time	Pit Time	T. Pit Time	Handicap	Penalty
1	9:55:11.119	9:55:11.119	9:58:08.991	2:57.872	2:57.872		
2	10:03:30.541	10:03:30.541	10:08:07.825	4:37.284	7:35.156		

46 Elliott Vayron F4 Mygale

N°	In Day Time	In Time	Out Time	Pit Time	T. Pit Time	Handicap	Penalty
1	9:54:38.104	9:54:38.104	9:58:04.934	3:26.830	3:26.830		

51 Angéline Favario F4 Mygale

N°	In Day Time	In Time	Out Time	Pit Time	T. Pit Time	Handicap	Penalty
1	9:57:42.805	9:57:42.805	9:59:38.178	1:55.373	1:55.373		
2	10:01:44.930	10:01:44.930	10:08:03.228	6:18.298	8:13.671		

66 Enzo Richer F4 Mygale

N°	In Day Time	In Time	Out Time	Pit Time	T. Pit Time	Handicap	Penalty
1	9:55:13.721	9:55:13.721	9:58:10.368	2:56.647	2:56.647		
2	10:03:43.685	10:03:43.685	10:08:14.923	4:31.238	7:27.885		


68 Hugh Barter F4 Mygale

N°	In Day Time	In Time	Out Time	Pit Time	T. Pit Time	Handicap	Penalty
1	9:55:25.368	9:55:25.368	9:58:16.948	2:51.580	2:51.580		
2	10:03:34.427	10:03:34.427	10:08:10.695	4:36.268	7:27.848		

79 Owen Tangavelou F4 Mygale

N°	In Day Time	In Time	Out Time	Pit Time	T. Pit Time	Handicap	Penalty
1	9:54:41.333	9:54:41.333	9:58:06.422	3:25.089	3:25.089		
2	10:03:27.447	10:03:27.447	10:08:05.064	4:37.617	8:02.706		

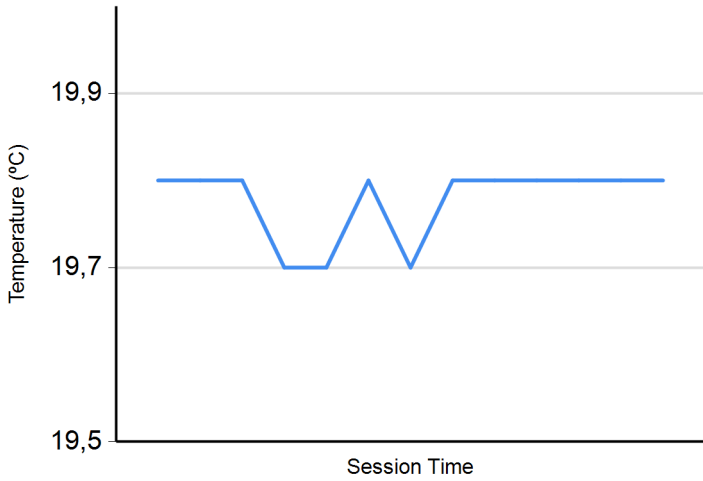




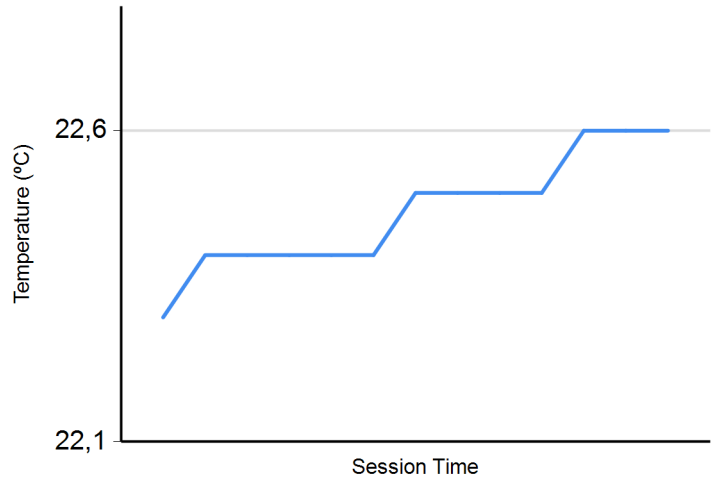
Autodromo Nazionale Monza
Championnat de France F4
Qualifying
Weather Report



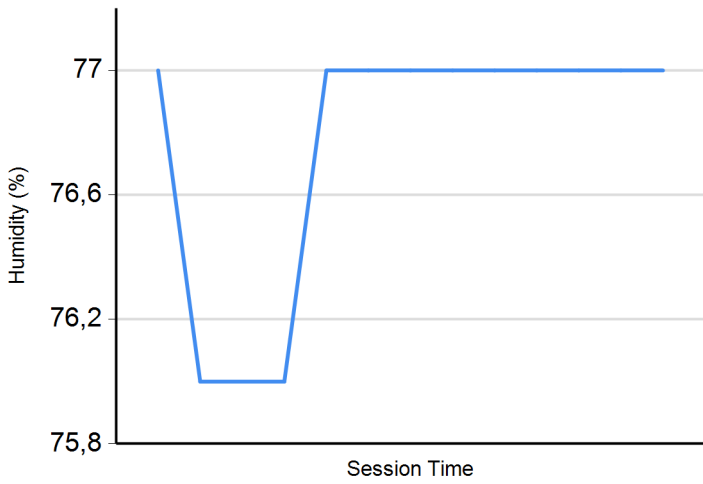
Air Temperature



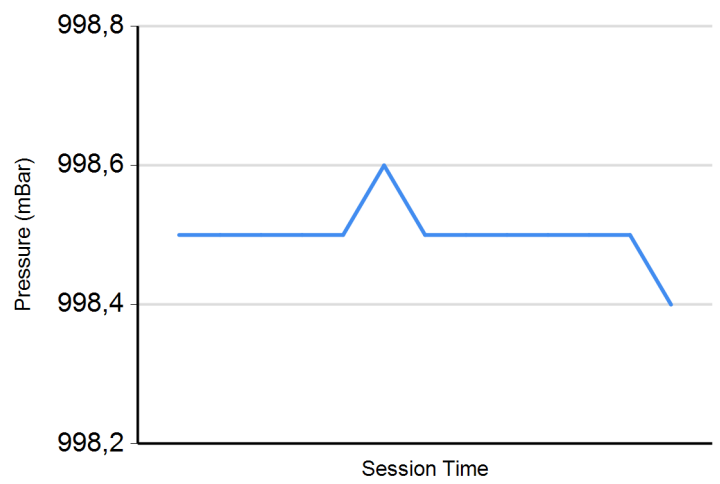
Track Temperature



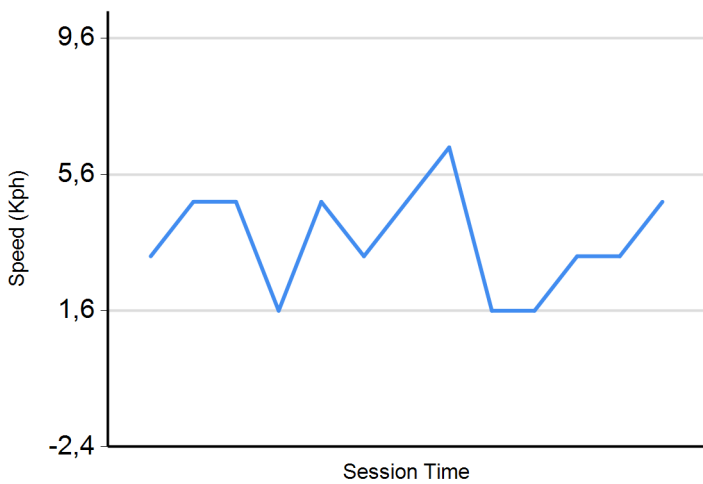
Humidity



Pressure



Wind Speed



Wind direction

