

Autodromo Nazionale Monza
Championnat de France F4
Race - 1



Provisional Results

Cls	N°	Driver	Nat	Team	Nat	Vehicle	Cat	Cls	Laps	Total Time	Gap	Interval	Km/h	Best	Time	Km/h
1	46	Elliott Vayron		FRA		F4 Mygale			12	23:30.474			177.4	8	1:56.613	178.8
2	5	Macéo Capietto		FRA		F4 Mygale			12	23:30.827	0.353	0.353	177.3	12	1:56.083	179.6
3	22	Daniel Ligier		FRA		F4 Mygale			12	23:38.279	7.805	7.452	176.4	11	1:57.228	177.8
4	79	Owen Tangavelou		FRA		F4 Mygale			12	23:43.211	12.737	4.932	175.8	12	1:57.310	177.7
5	30	Gael Julien		FRA		F4 Mygale			12	23:43.622	13.148	0.411	175.7	12	1:57.022	178.2
6	36	Enzo Geraci		FRA		F4 Mygale	Junior	1	12	23:45.766	15.292	2.144	175.5	12	1:57.026	178.2
7	11	Pierre-Alexandre Provost		FRA		F4 Mygale	Junior	2	12	23:48.891	18.417	3.125	175.1	8	1:57.397	177.6
8	17	Noah Andy		FRA		F4 Mygale			12	23:49.477	19.003	0.586	175.0	7	1:57.618	177.3
9	66	Enzo Richer		FRA		F4 Mygale			12	23:54.284	23.810	4.807	174.4	8	1:57.701	177.1
10	51	Angéline Favario		FRA		F4 Mygale			12	25:06.464	1:35.990	1:12.180	166.1	8	1:59.555	174.4
11	10	Alessandro Giusti		FRA		F4 Mygale	Junior	3	11	24:30.680	1 Lap	1 Lap	155.9	11	1:58.166	176.4
12	8	Romain Andriolo		FRA		F4 Mygale			9	18:32.207	3 Laps	2 Laps	168.7	8	1:57.924	176.8

Not classified: (Requirements: 75% of number laps of leader = 9 Laps)

7	Dario Cabanelas		CHE		F4 Mygale	Junior	4	8	15:54.310	4 Laps	1 Lap	174.8	7	1:57.209	177.9
9	Esteban Masson		FRA		F4 Mygale			5	10:14.979	7 Laps	3 Laps	169.5	3	2:00.278	173.3
68	Hugh Barter		AUS		F4 Mygale			3	6:05.930	9 Laps	2 Laps	170.9	3	2:00.120	173.6

Fastest lap Macéo Capietto in 1:56.083 at 179.6 Km/h in lap 12

Published at:.....

Track Temp: **29.3 °C** Air Temp: **23.4 °C** Humidity: **65 %** Track Status: **DRY**


Stewards:

Race Director:

Timekeeper:

Luis Angel Garcia Nuñez
 JOB/I-0020-ESP





Autodromo Nazionale Monza
Championnat de France F4
Race - 1



Provisional Results by Category


Cls	N°	Driver	Nat	Team	Nat	Vehicle	Cat	Cls	Laps	Total Time	Gap	Interval	Km/h	Best	Time	Km/h
1	46	Elliott Vayron				F4 Mygale			12	23:30.474			177.4	8	1:56.613	178.8
2	5	Macéo Capietto				F4 Mygale			12	23:30.827	0.353	0.353	177.3	12	1:56.083	179.6
3	22	Daniel Ligier				F4 Mygale			12	23:38.279	7.805	7.452	176.4	11	1:57.228	177.8
4	79	Owen Tangavelou				F4 Mygale			12	23:43.211	12.737	4.932	175.8	12	1:57.310	177.7
5	30	Gael Julien				F4 Mygale			12	23:43.622	13.148	0.411	175.7	12	1:57.022	178.2
6	17	Noah Andy				F4 Mygale			12	23:49.477	19.003	5.855	175.0	7	1:57.618	177.3
7	66	Enzo Richer				F4 Mygale			12	23:54.284	23.810	4.807	174.4	8	1:57.701	177.1
8	51	Angéline Favario				F4 Mygale			12	25:06.464	1:35.990	1:12.180	166.1	8	1:59.555	174.4
9	8	Romain Andriolo				F4 Mygale			9	18:32.207	3 Laps	3 Laps	168.7	8	1:57.924	176.8
Not classified: (Requirements: 75% of number laps of leader = 9 Laps)																
	9	Esteban Masson				F4 Mygale			5	10:14.979	7 Laps	4 Laps	169.5	3	2:00.278	173.3
	68	Hugh Barter				F4 Mygale			3	6:05.930	9 Laps	2 Laps	170.9	3	2:00.120	173.6

Published at:.....

Track Temp: 29.3 °C Air Temp: 23.4 °C Humidity: 65 % Track Status: DRY

Stewards:	Race Director:	Timekeeper: Luis Angel Garcia Nuñez JOB/I-0020-ESP
------------------	-----------------------	---





Autodromo Nazionale Monza
Championnat de France F4
Race - 1



Provisional Results by Category

Cls	N°	Driver	Nat	Team	Nat	Vehicle	Cat	Cls	Laps	Total Time	Gap	Interval	Km/h	Best	Time	Km/h
Junior																
1	36	Enzo Geraci				F4 Mygale	Junior	1	12	23:45.766			175.5	12	1:57.026	178.2
2	11	Pierre-Alexandre Provost				F4 Mygale	Junior	2	12	23:48.891	3.125	3.125	175.1	8	1:57.397	177.6
3	10	Alessandro Giusti				F4 Mygale	Junior	3	11	24:30.680	1 Lap	1 Lap	155.9	11	1:58.166	176.4
Not classified: (Requirements: 75% of number laps of leader = 9 Laps)																
	7	Dario Cabanelas				F4 Mygale	Junior	4	8	15:54.310	4 Laps	3 Laps	174.8	7	1:57.209	177.9

Fastest lap Macéo Capietto in 1:56.083 at 179.6 Km/h in lap 12

Published at:.....

Track Temp: 29.3 °C Air Temp: 23.4 °C Humidity: 65 % Track Status: DRY


Stewards:

Race Director:

Timekeeper:

Luis Angel Garcia Nuñez
JOB/I-0020-ESP






Autodromo Nazionale Monza
Championnat de France F4
Race - 1



Provisional Classification by Driver Fastest Lap

Clas	Nº	Driver	Nat	Team	Nat	Vehicle	Cat	Clas	Laps	Best	Time	Gap	Interval	Km/h
1	5	Macéo Capietto		FRA		F4 Mygale			12	12	1:56.083			179.6
2	46	Elliott Vayron		FRA		F4 Mygale			12	8	1:56.613	0.530	0.530	178.8
3	30	Gael Julien		FRA		F4 Mygale			12	12	1:57.022	0.939	0.409	178.2
4	36	Enzo Geraci		FRA		F4 Mygale	Junior	1	12	12	1:57.026	0.943	0.004	178.2
5	7	Dario Cabanelas		CHE		F4 Mygale	Junior	2	8	7	1:57.209	1.126	0.183	177.9
6	22	Daniel Ligier		FRA		F4 Mygale			12	11	1:57.228	1.145	0.019	177.8
7	79	Owen Tangavelou		FRA		F4 Mygale			12	12	1:57.310	1.227	0.082	177.7
8	11	Pierre-Alexandre Provost		FRA		F4 Mygale	Junior	3	12	8	1:57.397	1.314	0.087	177.6
9	17	Noah Andy		FRA		F4 Mygale			12	7	1:57.618	1.535	0.221	177.3
10	66	Enzo Richer		FRA		F4 Mygale			12	8	1:57.701	1.618	0.083	177.1
11	8	Romain Andriolo		FRA		F4 Mygale			9	8	1:57.924	1.841	0.223	176.8
12	10	Alessandro Giusti		FRA		F4 Mygale	Junior	4	11	11	1:58.166	2.083	0.242	176.4
13	51	Angéline Favario		FRA		F4 Mygale			12	8	1:59.555	3.472	1.389	174.4
14	68	Hugh Barter		AUS		F4 Mygale			3	3	2:00.120	4.037	0.565	173.6
15	9	Esteban Masson		FRA		F4 Mygale			5	3	2:00.278	4.195	0.158	173.3




Autodromo Nazionale Monza
Championnat de France F4
Race - 1



Distance and Speed Average

Clas	Nº	Driver	Nat	Team	Nat	Vehicle	Cat	Clas	Laps	Distance	Total Time	Km/h
1	46	Elliott Vayron				F4 Mygale			12	69.51	23:30.474	177.4
2	5	Macéo Capietto				F4 Mygale			12	69.51	23:30.827	177.3
3	22	Daniel Ligier				F4 Mygale			12	69.51	23:38.279	176.4
4	79	Owen Tangavelou				F4 Mygale			12	69.51	23:43.211	175.8
5	30	Gael Julien				F4 Mygale			12	69.51	23:43.622	175.7
6	36	Enzo Geraci				F4 Mygale	Junior	1	12	69.51	23:45.766	175.5
7	11	Pierre-Alexandre Provost				F4 Mygale	Junior	2	12	69.51	23:48.891	175.1
8	17	Noah Andy				F4 Mygale			12	69.51	23:49.477	175.0
9	66	Enzo Richer				F4 Mygale			12	69.51	23:54.284	174.4
10	51	Angéline Favario				F4 Mygale			12	69.51	25:06.464	166.1
11	10	Alessandro Giusti				F4 Mygale	Junior	3	11	63.72	24:30.680	155.9
12	8	Romain Andriolo				F4 Mygale			9	52.13	18:32.207	168.7
13	7	Dario Cabanelas				F4 Mygale	Junior	4	8	46.34	15:54.310	174.8
14	9	Esteban Masson				F4 Mygale			5	28.96	10:14.979	169.5
15	68	Hugh Barter				F4 Mygale			3	17.37	6:05.930	170.9



Autodromo Nazionale Monza
Championnat de France F4
Race - 1
Lap Analysis



5 Macéo Capietto F4 Mygale **10** Alessandro Giusti F4 Mygale

Macéo Capietto							Alessandro Giusti						
Lap	D	Time	Sector 1	Sector 2	Sector 3	T. Spd	Lap	D	Time	Sector 1	Sector 2	Sector 3	T. Spd
1		1:59.724	39.422	39.579	40.723	188.4	1		2:17.793 P	40.740	41.870	55.183	195.2
2		1:58.850	38.933	39.358	40.559	220.8	2		4:22.420	3:01.397	40.023	41.000	185.8
3		1:58.312	38.959	39.243	40.110	226.8	3		1:59.869	39.162	39.848	40.859	220.8
4		1:59.371	39.075	40.338	39.958	223.6	4		1:59.556	39.141	39.750	40.665	221.7
5		1:57.859	38.684	39.490	39.685	226.8	5		1:59.024	38.798	39.562	40.664	223.1
6		1:58.340	39.841	38.745	39.754	227.3	6		1:58.683	38.888	39.415	40.380	222.2
7		1:56.570	38.270	38.636	39.664	226.8	7		1:58.467	38.759	39.256	40.452	222.6
8		1:56.577	38.260	38.579	39.738	226.8	8		1:58.778	38.756	39.708	40.314	223.1
9		1:56.373	38.149	38.684	39.540	226.4	9		1:58.346	38.662	39.335	40.349	222.2
10		1:56.416	38.109	38.669	39.638	226.8	10		1:59.578	38.578	39.197	41.803	223.1
11		1:56.352	38.083	38.652	39.617	227.3	11		1:58.166	38.730	39.162	40.274	222.2
12		1:56.083	38.069	38.536	39.478	228.3	12		23:30.827				

7 Dario Cabanelas F4 Mygale **11** Pierre-Alexandre Provost F4 Mygale

Dario Cabanelas							Pierre-Alexandre Provost						
Lap	D	Time	Sector 1	Sector 2	Sector 3	T. Spd	Lap	D	Time	Sector 1	Sector 2	Sector 3	T. Spd
1		2:03.622	41.726	41.486	40.410	192.1	1		2:04.268	41.423	41.977	40.868	201.1
2		2:00.809	40.134	40.423	40.252	223.1	2		2:01.039	40.154	40.402	40.483	227.3
3		1:59.504	39.218	39.769	40.517	222.6	3		1:59.909	38.647	40.249	41.013	229.2
4		1:57.954	38.630	39.077	40.247	224.5	4		2:00.429	40.232	39.991	40.206	229.2
5		1:59.095	38.960	39.864	40.271	226.4	5		1:59.057	39.051	39.708	40.298	227.3
6		1:58.470	39.237	39.239	39.994	224.0	6		1:57.970	38.423	39.395	40.152	226.8
7		1:57.209	38.456	38.938	39.815	226.4	7		1:57.418	38.372	39.079	39.967	226.4
8		1:57.647	38.475	38.855	40.317	229.2	8		1:57.397	38.279	39.204	39.914	226.8
9		1:07.342				225.0	9		1:57.398	38.389	39.187	39.822	226.8
							10		1:58.234	38.321	39.732	40.181	228.8
							11		1:57.886	38.574	39.290	40.022	227.3
							12		1:57.886	38.419	39.473	39.994	226.8


8 Romain Andriolo F4 Mygale **17** Noah Andy F4 Mygale

Romain Andriolo							Noah Andy						
Lap	D	Time	Sector 1	Sector 2	Sector 3	T. Spd	Lap	D	Time	Sector 1	Sector 2	Sector 3	T. Spd
1		2:08.526	45.703	41.500	41.323	183.9	1		2:02.561	41.272	40.901	40.388	192.1
2		2:01.112	39.085	41.158	40.869	226.4	2		1:59.005	39.160	39.601	40.244	224.5
3		1:59.538	38.694	40.104	40.740	226.4	3		1:58.833	38.687	39.721	40.425	224.5
4		2:02.523	40.953	40.775	40.795	226.4	4		2:01.085	39.422	41.317	40.346	224.5
5		1:59.603	38.842	40.043	40.718	225.9	5		1:58.999	39.117	39.963	39.919	225.4
6		1:59.120	38.665	39.874	40.581	225.4	6		1:58.174	38.294	39.782	40.098	228.3
7		1:58.231	38.450	39.443	40.338	225.0	7		1:57.618	38.277	39.273	40.068	227.8
8		1:57.924	38.372	39.384	40.168	227.3	8		1:58.035	38.249	39.348	40.438	228.3
9		2:25.630 P	44.719	42.789	58.122	181.8	9		2:00.248	40.138	40.041	40.069	223.6
							10		1:58.688	38.534	39.815	40.339	228.3
							11		1:58.142	38.522	39.920	39.700	225.9
							12		1:58.089	38.045	39.988	40.056	230.2

9 Esteban Masson F4 Mygale

Lap	D	Time	Sector 1	Sector 2	Sector 3	T. Spd	Elapsed
1		2:03.942	41.197	41.959	40.786	197.0	2:03.942
2		2:00.429	39.218	40.346	40.865	227.8	4:04.371
3		2:00.278	38.604	40.384	41.290	228.8	6:04.649
4		2:00.728	39.506	40.266	40.956	227.3	8:05.377
5		2:09.602 P	39.578	40.661	49.363	223.1	10:14.979





Autodromo Nazionale Monza
Championnat de France F4
Race - 1
Lap Analysis



22

Daniel Ligier

F4 Mygale 46

Elliott Vayron

F4 Mygale

Lap	D	Time	Sector 1	Sector 2	Sector 3	T. Spd	Elapsed	Lap	D	Time	Sector 1	Sector 2	Sector 3	T. Spd	Elapsed
1		2:01.483	40.614	40.134	40.735	192.5	2:01.483	1		2:01.003	40.427	40.484	40.092	192.8	2:01.003
2		1:57.697	38.580	39.201	39.916	226.8	3:59.180	2		1:57.625	38.502	39.210	39.913	225.9	3:58.628
3		1:58.122	38.657	39.774	39.691	225.9	5:57.302	3		1:58.440	38.910	39.727	39.803	224.5	5:57.068
4		1:58.511	38.560	39.858	40.093	227.8	7:55.813	4		1:58.785	38.791	40.127	39.867	224.5	7:55.853
5		1:58.519	38.981	39.298	40.240	224.5	9:54.332	5		1:57.370	38.534	39.166	39.670	224.0	9:53.223
6		1:59.557	40.240	39.258	40.059	227.3	11:53.889	6		1:57.327	38.714	38.859	39.754	223.1	11:50.550
7		1:57.553	38.707	38.948	39.898	226.8	13:51.442	7		1:56.630	38.428	38.608	39.594	224.0	13:47.180
8		1:57.367	38.625	38.911	39.831	224.0	15:48.809	8		1:56.613	38.358	38.654	39.601	224.5	15:43.793
9		1:57.364	38.678	38.939	39.747	223.6	17:46.173	9		1:56.692	38.366	38.803	39.523	224.5	17:40.485
10		1:57.333	38.511	38.997	39.825	224.0	19:43.506	10		1:56.658	38.393	38.672	39.593	224.0	19:37.143
11		1:57.228	38.598	38.831	39.799	224.0	21:40.734	11		1:56.644	38.369	38.725	39.550	224.5	21:33.787
12		1:57.545	38.559	39.016	39.970	223.6	23:38.279	12		1:56.687	38.461	38.706	39.520	224.5	23:30.474

30

Gael Julien

F4 Mygale 51

Angéline Favario

F4 Mygale

Lap	D	Time	Sector 1	Sector 2	Sector 3	T. Spd	Elapsed	Lap	D	Time	Sector 1	Sector 2	Sector 3	T. Spd	Elapsed
1		2:02.852	41.168	41.356	40.328	192.8	2:02.852	1		2:06.898	43.187	41.692	42.019	200.3	2:06.898
2		1:59.338	38.954	39.868	40.516	228.3	4:02.190	2		1:59.720	38.946	40.064	40.710	225.9	4:06.618
3		1:58.555	38.724	39.461	40.370	225.4	6:00.745	3		2:00.057	38.910	40.190	40.957	227.3	6:06.675
4		2:00.229	39.088	40.794	40.347	229.2	8:00.974	4		2:00.416	39.344	40.156	40.916	228.8	8:07.091
5		1:58.282	38.666	39.361	40.255	224.5	9:59.256	5		2:00.388	39.115	40.053	41.220	225.4	10:07.479
6		1:58.094	38.639	39.299	40.156	225.0	11:57.350	6		1:59.796	39.164	39.755	40.877	225.0	12:07.275
7		1:57.793	38.509	39.196	40.088	224.5	13:55.143	7		1:59.698	38.791	39.677	41.230	224.5	14:06.973
8		1:57.818	38.454	39.300	40.064	225.4	15:52.961	8		1:59.555	38.715	39.748	41.092	223.1	16:06.528
9		1:58.197	38.449	39.831	39.917	225.4	17:51.158	9		2:00.239	39.451	39.575	41.213	222.6	18:06.767
10		1:58.042	38.547	39.454	40.041	228.8	19:49.200	10		2:00.288	39.013	40.097	41.178	221.7	20:07.055
11		1:57.400	38.463	39.010	39.927	227.3	21:46.600	11		2:26.859	45.485	49.842	51.532	222.6	22:33.914
12		1:57.022	38.371	38.919	39.732	227.8	23:43.622	12		2:32.550	51.121	49.402	52.027	164.8	25:06.464

36

Enzo Geraci

F4 Mygale 66

Enzo Richer

F4 Mygale

Junior

Lap	D	Time	Sector 1	Sector 2	Sector 3	T. Spd	Elapsed	Lap	D	Time	Sector 1	Sector 2	Sector 3	T. Spd	Elapsed
1		2:04.602	42.115	41.587	40.900	190.4	2:04.602	1		2:05.697	42.805	41.242	41.650	181.5	2:05.697
2		2:00.068	39.264	40.803	40.001	226.8	4:04.670	2		1:59.898	38.894	40.537	40.467	226.4	4:05.595
3		2:00.014	38.966	39.881	41.167	228.8	6:04.684	3		2:00.009	38.565	40.085	41.359	225.9	6:05.604
4		1:57.903	38.369	39.537	39.997	225.9	8:02.587	4		2:01.550	39.667	39.527	42.356	229.2	8:07.154
5		1:58.529	38.575	39.772	40.182	229.7	10:01.116	5		1:59.453	38.659	39.844	40.950	225.9	10:06.607
6		1:58.769	39.296	39.135	40.338	226.8	11:59.885	6		1:58.833	38.602	39.561	40.670	228.8	12:05.440
7		1:57.059	38.155	39.123	39.781	230.2	13:56.944	7		1:58.101	38.563	39.296	40.242	227.8	14:03.541
8		1:57.773	38.478	39.078	40.217	229.2	15:54.717	8		1:57.701	38.255	39.212	40.234	228.3	16:01.242
9		1:59.183	39.760	39.425	39.998	221.7	17:53.900	9		1:58.346	38.798	39.329	40.219	227.3	17:59.588
10		1:57.462	38.263	39.095	40.104	226.4	19:51.362	10		1:57.967	38.547	39.162	40.258	227.3	19:57.555
11		1:57.378	38.331	39.162	39.885	227.3	21:48.740	11		1:58.513	38.675	39.406	40.432	227.8	21:56.068
12		1:57.026	38.135	38.991	39.900	226.4	23:45.766	12		1:58.216	38.451	39.406	40.359	226.8	23:54.284


68

Hugh Barter

F4 Mygale

Lap	D	Time	Sector 1	Sector 2	Sector 3	T. Spd	Elapsed
1		2:05.483	42.932	41.232	41.319	189.4	2:05.483
2		2:00.327	39.469	40.468	40.390	223.6	4:05.810
3		2:00.120	38.514	40.222	41.384	227.8	6:05.930





Autodromo Nazionale Monza
Championnat de France F4
Race - 1
Lap Analysis




79

Owen Tangavelou

F4 Mygale

Lap	D	Time	Sector 1	Sector 2	Sector 3	T. Spd	Elapsed
1		2:04.343	41.970	41.731	40.642	197.4	2:04.343
2		1:59.665	39.455	39.986	40.224	229.2	4:04.008
3		1:57.977	38.833	39.226	39.918	224.5	6:01.985
4		1:59.563	38.433	40.848	40.282	227.3	8:01.548
5		1:58.364	38.926	39.375	40.063	227.3	9:59.912
6		1:57.884	38.391	39.257	40.236	226.8	11:57.796
7		1:57.754	38.373	39.207	40.174	228.3	13:55.550
8		1:57.759	38.158	39.521	40.080	228.3	15:53.309
9		1:57.457	38.135	39.468	39.854	228.8	17:50.766
10		1:57.785	38.733	39.086	39.966	224.5	19:48.551
11		1:57.350	38.428	39.130	39.792	225.0	21:45.901
12		1:57.310	38.368	38.804	40.138	225.0	23:43.211



Autodromo Nazionale Monza
Championnat de France F4
Race - 1



Analysis by Lap

Num	Lap Time	Gap
Lap 1		
5	1:59.724	
46	2:01.003	01.279
22	2:01.483	01.759
17	2:02.561	02.837
30	2:02.852	03.128
7	2:03.622	03.898
9	2:03.942	04.218
11	2:04.268	04.544
79	2:04.343	04.619
36	2:04.602	04.878
68	2:05.483	05.759
66	2:05.697	05.973
51	2:06.898	07.174
8	2:08.526	08.802
10	2:17.793	18.069

Num	Lap Time	Gap
Lap 2		
5	1:58.850	
46	1:57.625	00.054
22	1:57.697	00.606
17	1:59.005	02.992
30	1:59.338	03.616
79	1:59.665	05.434
9	2:00.429	05.797
7	2:00.809	05.857
36	2:00.068	06.096
11	2:01.039	06.733
66	1:59.898	07.021
68	2:00.327	07.236
51	1:59.720	08.044
8	2:01.112	11.064

Num	Lap Time	Gap
Lap 3		
5	1:58.312	
46	1:58.440	00.182
22	1:58.122	00.416
17	1:58.833	03.513
30	1:58.555	03.859
79	1:57.977	05.099
7	1:59.504	07.049
9	2:00.278	07.763
36	2:00.014	07.798
11	1:59.909	08.330
66	2:00.009	08.718
68	2:00.120	09.044
51	2:00.057	09.789
8	1:59.538	12.290
10	4:22.420	1 Lap

Num	Lap Time	Gap
Lap 4		
22	1:58.511	
46	1:58.785	00.040
5	1:59.371	00.444
30	2:00.229	05.161
17	2:01.085	05.671

Num	Lap Time	Gap
79	1:59.563	05.735
7	1:57.954	06.076
36	1:57.903	06.774
9	2:00.728	09.564
11	2:00.429	09.832
51	2:00.416	11.278
66	2:01.550	11.341
8	2:02.523	15.886
10	1:59.869	1 Lap

Num	Lap Time	Gap
Lap 5		
46	1:57.370	
5	1:57.859	00.893
22	1:58.519	01.109
30	1:58.282	06.033
79	1:58.364	06.689
17	1:58.999	07.260
7	1:59.095	07.761
36	1:58.529	07.893
11	1:59.057	11.479
66	1:59.453	13.384
51	2:00.388	14.256
8	1:59.603	18.079
9	2:09.602	21.756
10	1:59.556	1 Lap

Num	Lap Time	Gap
Lap 6		
46	1:57.327	
5	1:58.340	01.906
22	1:59.557	03.339
30	1:58.094	06.800
79	1:57.884	07.246
17	1:58.174	08.107
7	1:58.470	08.904
36	1:58.769	09.335
11	1:57.970	12.122
66	1:58.833	14.890
51	1:59.796	16.725
8	1:59.120	19.872
10	1:59.024	1 Lap

Num	Lap Time	Gap
Lap 7		
46	1:56.630	
5	1:56.570	01.846
22	1:57.553	04.262
30	1:57.793	07.963
79	1:57.754	08.370
17	1:57.618	09.095
7	1:57.209	09.483
36	1:57.059	09.764
11	1:57.418	12.910
66	1:58.101	16.361
51	1:59.698	19.793
8	1:58.231	21.473
10	1:58.683	1 Lap

Num	Lap Time	Gap
Lap 8		
46	1:56.613	
5	1:56.577	01.810
22	1:57.367	05.016
30	1:57.818	09.168
79	1:57.759	09.516
7	1:57.647	10.517
17	1:58.035	10.517
36	1:57.773	10.924
11	1:57.397	13.694
66	1:57.701	17.449
51	1:59.555	22.735
8	1:57.924	22.784
10	1:58.467	1 Lap


Num	Lap Time	Gap
Lap 9		
46	1:56.692	
5	1:56.373	01.491
22	1:57.364	05.688
79	1:57.457	10.281
30	1:58.197	10.673
36	1:59.183	13.415
17	2:00.248	14.073
11	1:57.398	14.400
66	1:58.346	19.103
51	2:00.239	26.282
8	2:25.630	51.722
10	1:58.778	1 Lap

Num	Lap Time	Gap
Lap 10		
46	1:56.658	
5	1:56.416	01.249
22	1:57.333	06.363
79	1:57.785	11.408
30	1:58.042	12.057
36	1:57.462	14.219
11	1:58.234	15.976
17	1:58.688	16.103
66	1:57.967	20.412
51	2:00.288	29.912
10	1:58.346	1 Lap

Num	Lap Time	Gap
Lap 11		
46	1:56.644	
5	1:56.352	00.957
22	1:57.228	06.947
79	1:57.350	12.114
30	1:57.400	12.813
36	1:57.378	14.953
11	1:57.886	17.218
17	1:58.142	17.601
66	1:58.513	22.281
10	1:59.578	1 Lap
51	2:26.859	1:00.127

Num	Lap Time	Gap
Lap 12		
46	1:56.687	
5	1:56.083	00.353
22	1:57.545	07.805
79	1:57.310	12.737
30	1:57.022	13.148
36	1:57.026	15.292
11	1:57.886	18.417
17	1:58.089	19.003
66	1:58.216	23.810
10	1:58.166	1 Lap
51	2:32.550	1:35.990






Autodromo Nazionale Monza
Championnat de France F4
Race - 1






Best Sectors Results

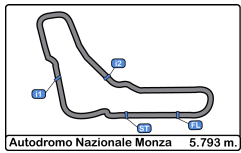
Sector - 1				Sector - 2				Sector - 3				Ideal Lap vs Best Lap			
Clas	Nº	Driver	Time	Nº	Driver	Time	Nº	Driver	Time	Clas	Nº	Driver	Ideal Lap	Best Lap	Clas
1	17	Noah Andy	38.045	5	Macéo Capietto	38.536	5	Macéo Capietto	39.478	1	5	Macéo Capietto	1:56.083	1:56.083	1
2	5	Macéo Capietto	38.069	46	Elliott Vayron	38.608	46	Elliott Vayron	39.520	2	46	Elliott Vayron	1:56.486	1:56.613	2
3	79	Owen Tangavelou	38.135	79	Owen Tangavelou	38.804	22	Daniel Ligier	39.691	3	79	Owen Tangavelou	1:56.731	1:57.310	7
4	36	Enzo Geraci	38.135	22	Daniel Ligier	38.831	17	Noah Andy	39.700	4	36	Enzo Geraci	1:56.907	1:57.026	4
5	66	Enzo Richer	38.255	7	Dario Cabanelas	38.855	30	Gael Julien	39.732	5	17	Noah Andy	1:57.018	1:57.618	9
6	11	Pierre-Alexandre Provost	38.279	30	Gael Julien	38.919	36	Enzo Geraci	39.781	6	30	Gael Julien	1:57.022	1:57.022	3
7	46	Elliott Vayron	38.358	36	Enzo Geraci	38.991	79	Owen Tangavelou	39.792	7	22	Daniel Ligier	1:57.033	1:57.228	6
8	30	Gael Julien	38.371	11	Pierre-Alexandre Provost	39.079	7	Dario Cabanelas	39.815	8	7	Dario Cabanelas	1:57.126	1:57.209	5
9	8	Romain Andriolo	38.372	66	Enzo Richer	39.162	11	Pierre-Alexandre Provost	39.822	9	11	Pierre-Alexandre Provost	1:57.180	1:57.397	8
10	7	Dario Cabanelas	38.456	10	Alessandro Giusti	39.162	8	Romain Andriolo	40.168	10	66	Enzo Richer	1:57.636	1:57.701	10
11	22	Daniel Ligier	38.511	17	Noah Andy	39.273	66	Enzo Richer	40.219	11	8	Romain Andriolo	1:57.924	1:57.924	11
12	68	Hugh Barter	38.514	8	Romain Andriolo	39.384	10	Alessandro Giusti	40.274	12	10	Alessandro Giusti	1:58.014	1:58.166	12
13	10	Alessandro Giusti	38.578	51	Angéline Favario	39.575	68	Hugh Barter	40.390	13	51	Angéline Favario	1:59.000	1:59.555	13
14	9	Esteban Masson	38.604	68	Hugh Barter	40.222	51	Angéline Favario	40.710	14	68	Hugh Barter	1:59.126	2:00.120	14
15	51	Angéline Favario	38.715	9	Esteban Masson	40.266	9	Esteban Masson	40.786	15	9	Esteban Masson	1:59.656	2:00.278	15



Autodromo Nazionale Monza
Championnat de France F4
Race - 1
Leader Sequence



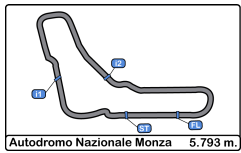
N°	Driver	Nat	Team	Nat	Vehicle	Cat	Clas	Start Lap	End Lap	Laps	Total Laps
5	Macéo Capietto				F4 Mygale			1	3	3	3
22	Daniel Ligier				F4 Mygale			4	4	1	1
46	Elliott Vayron				F4 Mygale			5	12	8	8



Autodromo Nazionale Monza
Championnat de France F4
Race - 1
Best 5 Lap Times




Cls	N°	Driver	Nat	Team	Nat	Vehicle	Cat	Cls	Best 1		Best 2		Best 3		Best 4		Best 5	
									Time	Lap	Time	Lap	Time	Lap	Time	Lap	Time	Lap
1	5	Macéo Capietto		FRA		F4 Mygale			1:56.083	12	1:56.352	11	1:56.373	9	1:56.416	10	1:56.570	7
2	46	Elliott Vayron		FRA		F4 Mygale			1:56.613	8	1:56.630	7	1:56.644	11	1:56.658	10	1:56.687	12
3	30	Gael Julien		FRA		F4 Mygale			1:57.022	12	1:57.400	11	1:57.793	7	1:57.818	8	1:58.042	10
4	36	Enzo Geraci		FRA		F4 Mygale	Junior	1	1:57.026	12	1:57.059	7	1:57.378	11	1:57.462	10	1:57.773	8
5	7	Dario Cabanelas		CHE		F4 Mygale	Junior	2	1:57.209	7	1:57.647	8	1:57.954	4	1:58.470	6	1:59.095	5
6	22	Daniel Ligier		FRA		F4 Mygale			1:57.228	11	1:57.333	10	1:57.364	9	1:57.367	8	1:57.545	12
7	79	Owen Tangavelou		FRA		F4 Mygale			1:57.310	12	1:57.350	11	1:57.457	9	1:57.754	7	1:57.759	8
8	11	Pierre-Alexandre Provost		FRA		F4 Mygale	Junior	3	1:57.397	8	1:57.398	9	1:57.418	7	1:57.886	11	1:57.886	12
9	17	Noah Andy		FRA		F4 Mygale			1:57.618	7	1:58.035	8	1:58.089	12	1:58.142	11	1:58.174	6
10	66	Enzo Richer		FRA		F4 Mygale			1:57.701	8	1:57.967	10	1:58.101	7	1:58.216	12	1:58.346	9
11	8	Romain Andriolo		FRA		F4 Mygale			1:57.924	8	1:58.231	7	1:59.120	6	1:59.538	3	1:59.603	5
12	10	Alessandro Giusti		FRA		F4 Mygale	Junior	4	1:58.166	11	1:58.346	9	1:58.467	7	1:58.683	6	1:58.778	8
13	51	Angéline Favario		FRA		F4 Mygale			1:59.555	8	1:59.698	7	1:59.720	2	1:59.796	6	2:00.057	3
14	68	Hugh Barter		AUS		F4 Mygale			2:00.120	3	2:00.327	2	2:05.483	1				
15	9	Esteban Masson		FRA		F4 Mygale			2:00.278	3	2:00.429	2	2:00.728	4	2:03.942	1	2:09.602	5



Autodromo Nazionale Monza
Championnat de France F4
Race - 1
Best 5 Top Speeds



Cls	N°	Driver	Nat	Team	Nat	Vehicle	Cat	Cls	Top 1		Top 2		Top 3		Top 4		Top 5		Avg
									Km/h	Lap	Km/h	Lap	Km/h	Lap	Km/h	Lap	Km/h	Lap	
1	17	Noah Andy		PPA		F4 Mygale			230.2	12	228.3	6	228.3	8	228.3	10	227.8	7	228.6
2	36	Enzo Geraci		PPA		F4 Mygale	Junior	1	230.2	7	229.7	5	229.2	8	228.8	3	227.3	11	229.1
3	68	Hugh Barter		AUS		F4 Mygale			229.7	4	227.8	3	223.6	2	189.4	1			217.6
4	7	Dario Cabanelas		CHE		F4 Mygale	Junior	2	229.2	8	226.4	5	226.4	7	225.0	9	224.5	4	226.3
5	11	Pierre-Alexandre Provost		PPA		F4 Mygale	Junior	3	229.2	3	229.2	4	228.8	10	227.3	2	227.3	5	228.4
6	30	Gael Julien		PPA		F4 Mygale			229.2	4	228.8	10	228.3	2	227.8	12	227.3	11	228.3
7	66	Enzo Richer		PPA		F4 Mygale			229.2	4	228.8	6	228.3	8	227.8	7	227.8	11	228.4
8	79	Owen Tangavelou		PPA		F4 Mygale			229.2	2	228.8	9	228.3	7	228.3	8	227.3	4	228.4
9	9	Esteban Masson		PPA		F4 Mygale			228.8	3	227.8	2	227.3	4	223.1	5	197.0	1	220.8
10	51	Angéline Favario		PPA		F4 Mygale			228.8	4	227.3	3	225.9	2	225.4	5	225.0	6	226.5
11	5	Macéo Capietto		PPA		F4 Mygale			228.3	12	227.3	6	227.3	11	226.8	3	226.8	5	227.3
12	22	Daniel Ligier		PPA		F4 Mygale			227.8	4	227.3	6	226.8	2	226.8	7	225.9	3	226.9
13	8	Romain Andriolo		PPA		F4 Mygale			227.3	8	226.4	2	226.4	3	226.4	4	225.9	5	226.5
14	46	Elliott Vayron		PPA		F4 Mygale			225.9	2	224.5	3	224.5	4	224.5	8	224.5	9	224.8
15	10	Alessandro Giusti		PPA		F4 Mygale	Junior	4	223.1	5	223.1	8	223.1	10	222.6	7	222.2	6	222.8




Autodromo Nazionale Monza
Championnat de France F4
Race - 1



Fastest Laps Sequence

Lap	Time of Day	Session Time	N°	Driver	Nat	Team	Nat	Vehicle	Cat	Time	Km/h
2	15:07:24.532	3:58.532	5	Macéo Capietto		FRA		F4 Mygale		1:58.850	175.4
2	15:07:24.586	3:58.586	46	Elliott Vayron		FRA		F4 Mygale		1:57.625	177.2
5	15:13:19.181	9:53.181	46	Elliott Vayron		FRA		F4 Mygale		1:57.370	177.6
6	15:15:16.508	11:50.508	46	Elliott Vayron		FRA		F4 Mygale		1:57.327	177.7
7	15:17:13.138	13:47.138	46	Elliott Vayron		FRA		F4 Mygale		1:56.630	178.8
7	15:17:14.984	13:48.984	5	Macéo Capietto		FRA		F4 Mygale		1:56.570	178.9
9	15:21:07.934	17:41.934	5	Macéo Capietto		FRA		F4 Mygale		1:56.373	179.2
11	15:25:00.702	21:34.702	5	Macéo Capietto		FRA		F4 Mygale		1:56.352	179.2
12	15:26:56.785	23:30.785	5	Macéo Capietto		FRA		F4 Mygale		1:56.083	179.6




Autodromo Nazionale Monza
Championnat de France F4
Race - 1



Event Best Maximum Speed

N°	Driver	Nat	Team	Nat	Vehicle	Cat	Clas	Km/h	Session
36	Enzo Geraci		FRA		F4 Mygale	Junior	1	230.2	Race - 1
17	Noah Andy		FRA		F4 Mygale			230.2	Race - 1
46	Elliott Vayron		FRA		F4 Mygale			229.7	Free Practice
22	Daniel Ligier		FRA		F4 Mygale			229.7	Qualifying
68	Hugh Barter		AUS		F4 Mygale			229.7	Race - 1
5	Macéo Capietto		FRA		F4 Mygale			229.2	Free Practice
66	Enzo Richer		FRA		F4 Mygale			229.2	Qualifying
79	Owen Tangavelou		FRA		F4 Mygale			229.2	Race - 1
11	Pierre-Alexandre Provost		FRA		F4 Mygale	Junior	2	229.2	Race - 1
30	Gael Julien		FRA		F4 Mygale			229.2	Race - 1
7	Dario Cabanelas		CHE		F4 Mygale	Junior	3	229.2	Race - 1
8	Romain Andriolo		FRA		F4 Mygale			228.8	Qualifying
9	Esteban Masson		FRA		F4 Mygale			228.8	Race - 1
51	Angéline Favario		FRA		F4 Mygale			228.8	Race - 1
10	Alessandro Giusti		FRA		F4 Mygale	Junior	4	228.3	Qualifying




Autodromo Nazionale Monza
Championnat de France F4
Race - 1
Lap Chart



LAP

Nr	Pos	Grid	1	2	3	4	5	6	7	8	9	10	11	12
5	1	5	5	5	5	22	46	46	46	46	46	46	46	46
68	2	68	46	46	46	46	5	5	5	5	5	5	5	5
46	3	46	22	22	22	5	22	22	22	22	22	22	22	22
22	4	22	17	17	17	30	30	30	30	30	79	79	79	79
10	5	10	30	30	30	17	79	79	79	79	30	30	30	30
30	6	30	7	79	79	79	17	17	17	7	36	36	36	36
7	7	7	9	9	7	7	7	7	7	17	17	11	11	11
9	8	9	11	7	9	36	36	36	36	36	11	17	17	17
17	9	17	79	36	36	9	11	11	11	11	66	66	66	66
79	10	79	36	11	11	11	66	66	66	66	51	51	51	51
11	11	11	68	66	66	51	51	51	51	51	8	10	10	
66	12	66	66	68	68	66	8	8	8	8	10			
8	13	8	51	51	51	8	9	10	10	10				
36	14	36	8	8	8	10	10							
51	15	51	10	10	10									

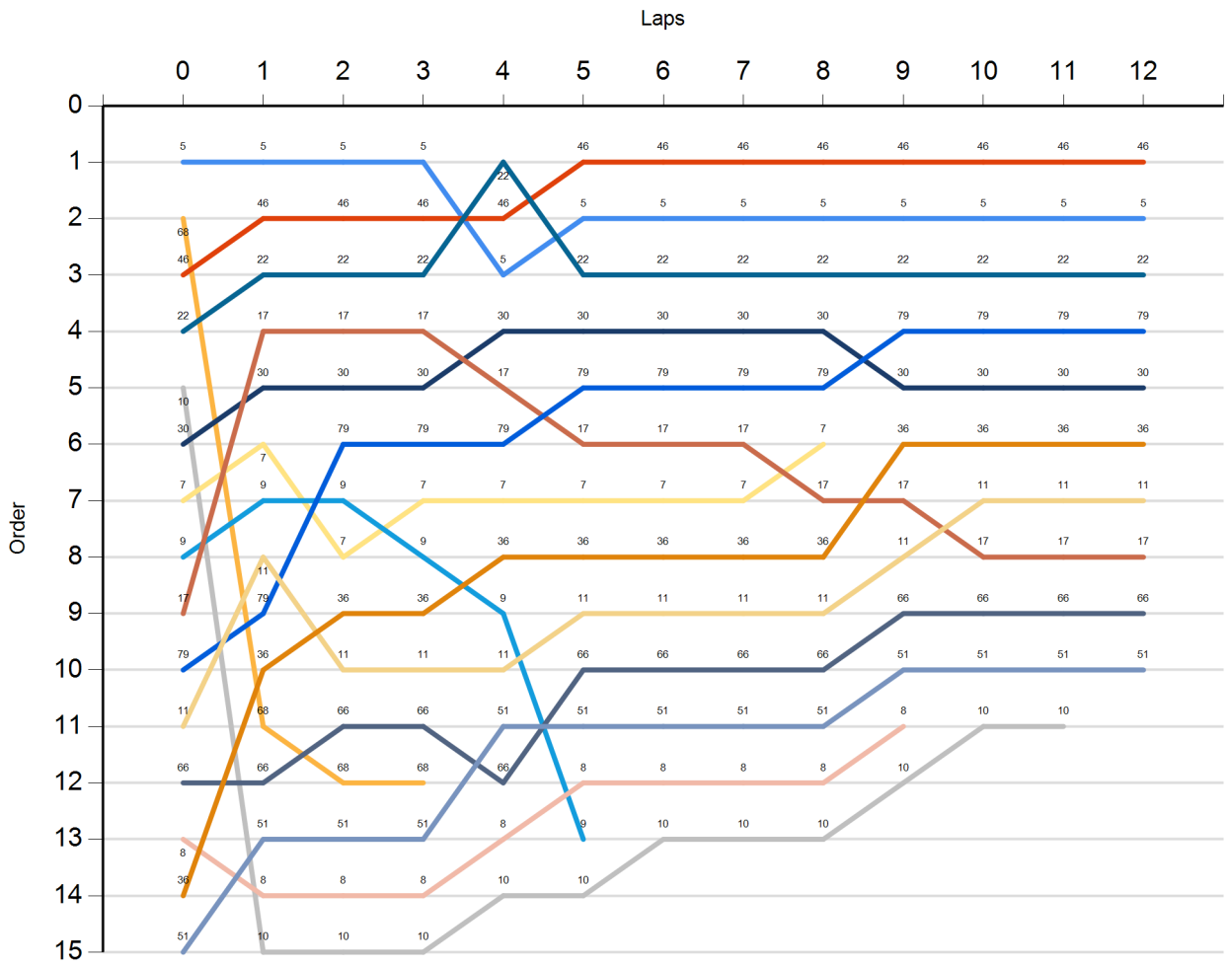





Autodromo Nazionale Monza
Championnat de France F4
Race - 1
Graphic Lap Chart



- 5
- 68
- 46
- 22
- 10
- 30
- 7
- 9
- 17
- 79
- 11
- 66
- 8
- 36
- 51







Autodromo Nazionale Monza
Championnat de France F4
Race - 1
Pit Stop Analysis



Autodromo Nazionale Monza 5.793 m.

N°	In Day Time	Driver	Nat	Team	Nat	Vehicle	Cat	In Time	Stop N°	Pit Time	Handicap	Penalty
10	15:05:37.444	Alessandro Giusti	 FRA			F4 Mygale	Junior	2:11.486	1	2:29.161		

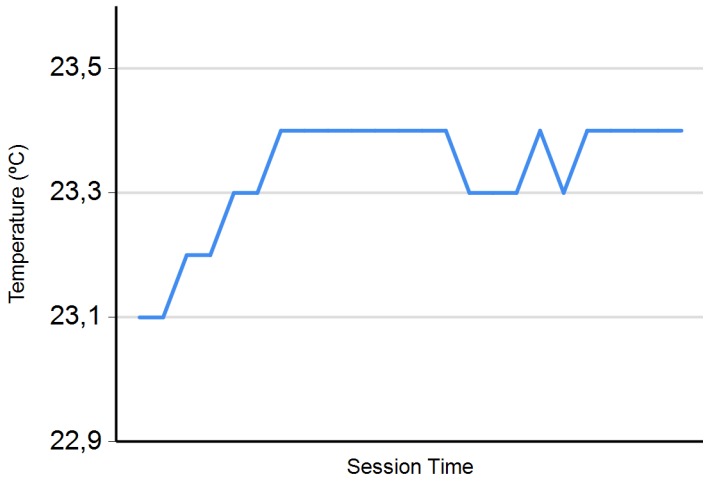




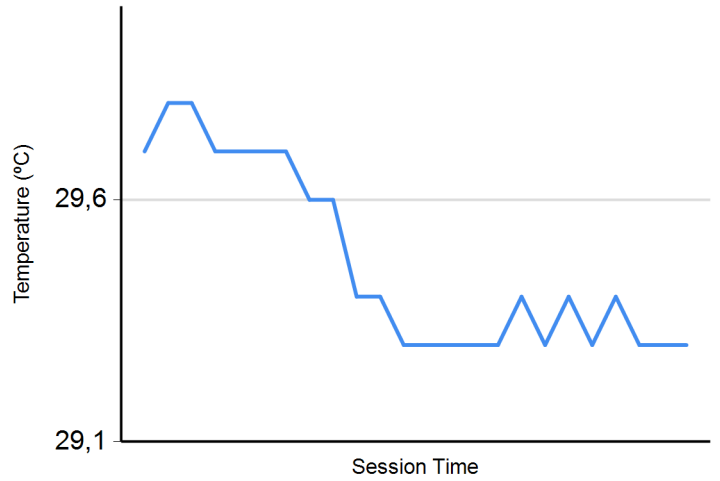
Autodromo Nazionale Monza
Championnat de France F4
Race - 1
Weather Report



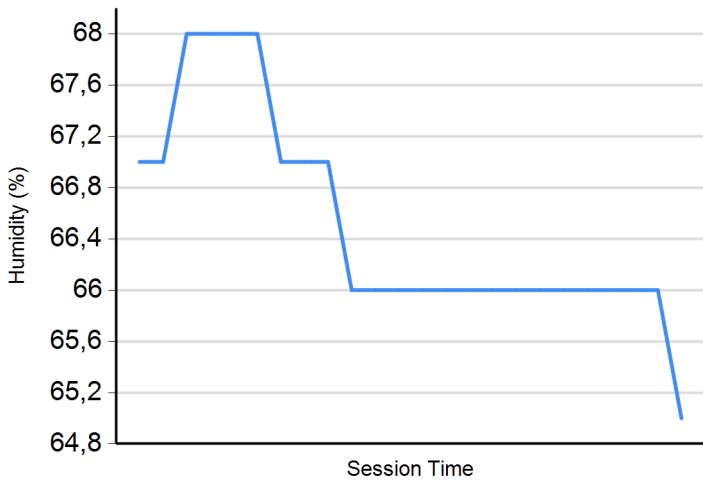
Air Temperature



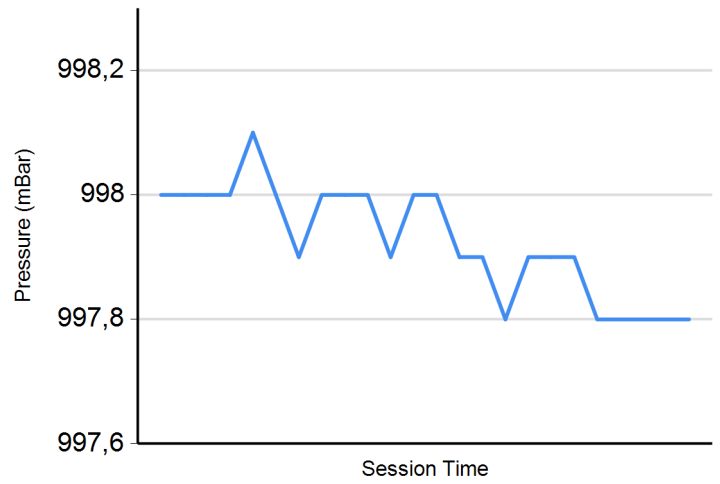
Track Temperature



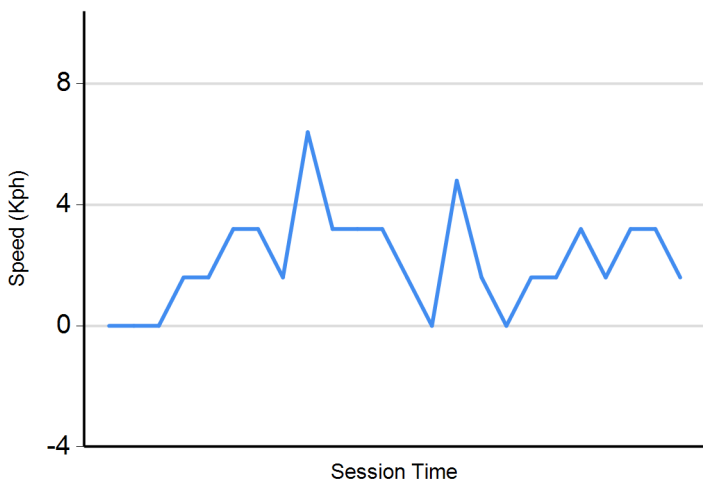
Humidity



Pressure



Wind Speed



Wind direction

North = 0°/360° Est = 90° South = 180° West = 270°

