

**Autodromo Nazionale Monza**  
**Championnat de France F4**  
**Race - 2**



**Provisional Results**

Cls	N°	Driver	Nat	Team	Nat	Vehicle	Cat	Cls	Laps	Total Time	Gap	Interval	Km/h	Best	Time	Km/h
1	46	Elliott Vayron	FRA			F4 Mygale			9	23:49.239			131.3	8	2:14.980	154.5
2	5	Macéo Capietto	FRA			F4 Mygale			9	23:49.927	0.688	0.688	131.2	9	2:15.319	154.1
3	22	Daniel Ligier	FRA			F4 Mygale			9	23:52.584	3.345	2.657	131.0	9	2:15.459	153.9
4	9	Esteban Masson	FRA			F4 Mygale			9	23:53.686	4.447	1.102	130.9	9	2:15.692	153.6
5	79	Owen Tangavelou	FRA			F4 Mygale			9	23:56.700	7.461	3.014	130.6	9	2:16.465	152.8
6	68	Hugh Barter	AUS			F4 Mygale			9	23:57.911	8.672	1.211	130.5	9	2:15.315	154.1
7	10	Alessandro Giusti	FRA			F4 Mygale	Junior	1	9	24:03.411	14.172	5.500	130.0	9	2:18.140	150.9
8	30	Gael Julien	FRA			F4 Mygale			9	24:04.662	15.423	1.251	129.9	9	2:17.846	151.2
9	11	Pierre-Alexandre Provost	FRA			F4 Mygale	Junior	2	9	24:05.274	16.035	0.612	129.8	9	2:19.136	149.8
10	8	Romain Andriolo	FRA			F4 Mygale			9	24:05.625	16.386	0.351	129.8	8	2:18.140	150.9
11	7	Dario Cabanelas	CHE			F4 Mygale	Junior	3	9	24:07.722	18.483	2.097	129.6	8	2:18.708	150.3
12	51	Angéline Favario	FRA			F4 Mygale			9	24:21.874	32.635	14.152	128.3	8	2:22.639	146.2

**Not classified: (Requirements: 75% of number laps of leader = 7 Laps)**

66	Enzo Richer	FRA				F4 Mygale			3	9:08.635	6 Laps	6 Laps	114.0	2	2:55.471	118.8
17	Noah Andy	FRA				F4 Mygale			2	5:59.039	7 Laps	1 Lap	116.1	2	2:55.740	118.6
36	Enzo Geraci	FRA				F4 Mygale	Junior	4	2	6:00.733	7 Laps	1.694	115.6	2	2:55.952	118.5

**Fastest lap Elliott Vayron in 2:14.980 at 154.5 Km/h in lap 8**

Published at:.....

Track Temp: **19.2 °C** Air Temp: **18.7 °C** Humidity: **94 %** Track Status: **WET**


**Stewards:**

**Race Director:**

**Timekeeper:**

  
 Luis Angel Garcia Nuñez  
 JOB/I-0020-ESP





**Autodromo Nazionale Monza**  
**Championnat de France F4**  
**Race - 2**



**Provisional Results by Category**

Cls	N°	Driver	Nat	Team	Nat	Vehicle	Cat	Cls	Laps	Total Time	Gap	Interval	Km/h	Best	Time	Km/h
1	46	Elliott Vayron	FRA			F4 Mygale			9	23:49.239			131.3	8	2:14.980	154.5
2	5	Macéo Capietto	FRA			F4 Mygale			9	23:49.927	0.688	0.688	131.2	9	2:15.319	154.1
3	22	Daniel Ligier	FRA			F4 Mygale			9	23:52.584	3.345	2.657	131.0	9	2:15.459	153.9
4	9	Esteban Masson	FRA			F4 Mygale			9	23:53.686	4.447	1.102	130.9	9	2:15.692	153.6
5	79	Owen Tangavelou	FRA			F4 Mygale			9	23:56.700	7.461	3.014	130.6	9	2:16.465	152.8
6	68	Hugh Barter	AUS			F4 Mygale			9	23:57.911	8.672	1.211	130.5	9	2:15.315	154.1
7	30	Gael Julien	FRA			F4 Mygale			9	24:04.662	15.423	6.751	129.9	9	2:17.846	151.2
8	8	Romain Andriolo	FRA			F4 Mygale			9	24:05.625	16.386	0.963	129.8	8	2:18.140	150.9
9	51	Angéline Favario	FRA			F4 Mygale			9	24:21.874	32.635	16.249	128.3	8	2:22.639	146.2
<b>Not classified: (Requirements: 75% of number laps of leader = 7 Laps)</b>																
	66	Enzo Richer	FRA			F4 Mygale			3	9:08.635	6 Laps	6 Laps	114.0	2	2:55.471	118.8
	17	Noah Andy	FRA			F4 Mygale			2	5:59.039	7 Laps	1 Lap	116.1	2	2:55.740	118.6

Published at:.....

Track Temp: 19.2 °C Air Temp: 18.7 °C Humidity: 94 % Track Status: WET


Stewards:

Race Director:

Timekeeper:

  
 Luis Angel Garcia Nuñez  
 JOB/I-0020-ESP





**Autodromo Nazionale Monza**  
**Championnat de France F4**  
**Race - 2**



**Provisional Results by Category**

Cls	N°	Driver	Nat	Team	Nat	Vehicle	Cat	Cls	Laps	Total Time	Gap	Interval	Km/h	Best	Time	Km/h
<b>Junior</b>																
1	10	Alessandro Giusti				F4 Mygale	Junior	1	9	24:03.411			130.0	9	2:18.140	150.9
2	11	Pierre-Alexandre Provost				F4 Mygale	Junior	2	9	24:05.274	1.863	1.863	129.8	9	2:19.136	149.8
3	7	Dario Cabanelas				F4 Mygale	Junior	3	9	24:07.722	4.311	2.448	129.6	8	2:18.708	150.3
<b>Not classified: (Requirements: 75% of number laps of leader = 7 Laps)</b>																
	36	Enzo Geraci				F4 Mygale	Junior	4	2	6:00.733	7 Laps	7 Laps	115.6	2	2:55.952	118.5

Fastest lap Elliott Vayron in 2:14.980 at 154.5 Km/h in lap 8

Published at:.....

Track Temp: 19.2 °C Air Temp: 18.7 °C Humidity: 94 % Track Status: WET


Stewards:

Race Director:

Timekeeper:

Luis Angel Garcia Nunez  
 JOB/I-0020-ESP






**Autodromo Nazionale Monza**  
**Championnat de France F4**  
**Race - 2**



**Provisional Classification by Driver Fastest Lap**

Clas	Nº	Driver	Nat	Team	Nat	Vehicle	Cat	Clas	Laps	Best	Time	Gap	Interval	Km/h
1	46	Elliott Vayron				F4 Mygale			9	8	2:14.980			154.5
2	68	Hugh Barter				F4 Mygale			9	9	2:15.315	0.335	0.335	154.1
3	5	Macéo Capietto				F4 Mygale			9	9	2:15.319	0.339	0.004	154.1
4	22	Daniel Ligier				F4 Mygale			9	9	2:15.459	0.479	0.140	153.9
5	9	Esteban Masson				F4 Mygale			9	9	2:15.692	0.712	0.233	153.6
6	79	Owen Tangavelou				F4 Mygale			9	9	2:16.465	1.485	0.773	152.8
7	30	Gael Julien				F4 Mygale			9	9	2:17.846	2.866	1.381	151.2
8	10	Alessandro Giusti				F4 Mygale	Junior	1	9	9	2:18.140	3.160	0.294	150.9
9	8	Romain Andriolo				F4 Mygale			9	8	2:18.140	3.160	0.000	150.9
10	7	Dario Cabanelas				F4 Mygale	Junior	2	9	8	2:18.708	3.728	0.568	150.3
11	11	Pierre-Alexandre Provost				F4 Mygale	Junior	3	9	9	2:19.136	4.156	0.428	149.8
12	51	Angéline Favario				F4 Mygale			9	8	2:22.639	7.659	3.503	146.2
13	66	Enzo Richer				F4 Mygale			3	2	2:55.471	40.491	32.832	118.8
14	17	Noah Andy				F4 Mygale			2	2	2:55.740	40.760	0.269	118.6
15	36	Enzo Geraci				F4 Mygale	Junior	4	2	2	2:55.952	40.972	0.212	118.5




**Autodromo Nazionale Monza**  
**Championnat de France F4**  
**Race - 2**



**Distance and Speed Average**

Clas	Nº	Driver	Nat	Team	Nat	Vehicle	Cat	Clas	Laps	Distance	Total Time	Km/h
1	46	Elliott Vayron				F4 Mygale			9	52.13	23:49.239	131.3
2	5	Macéo Capietto				F4 Mygale			9	52.13	23:49.927	131.2
3	22	Daniel Ligier				F4 Mygale			9	52.13	23:52.584	131.0
4	9	Esteban Masson				F4 Mygale			9	52.13	23:53.686	130.9
5	79	Owen Tangavelou				F4 Mygale			9	52.13	23:56.700	130.6
6	68	Hugh Barter				F4 Mygale			9	52.13	23:57.911	130.5
7	10	Alessandro Giusti				F4 Mygale	Junior	1	9	52.13	24:03.411	130.0
8	30	Gael Julien				F4 Mygale			9	52.13	24:04.662	129.9
9	11	Pierre-Alexandre Provost				F4 Mygale	Junior	2	9	52.13	24:05.274	129.8
10	8	Romain Andriolo				F4 Mygale			9	52.13	24:05.625	129.8
11	7	Dario Cabanelas				F4 Mygale	Junior	3	9	52.13	24:07.722	129.6
12	51	Angéline Favario				F4 Mygale			9	52.13	24:21.874	128.3
13	66	Enzo Richer				F4 Mygale			3	17.37	9:08.635	114.0
14	17	Noah Andy				F4 Mygale			2	11.58	5:59.039	116.1
15	36	Enzo Geraci				F4 Mygale	Junior	4	2	11.58	6:00.733	115.6



**Autodromo Nazionale Monza**  
**Championnat de France F4**  
**Race - 2**  
**Lap Analysis**



**5** Macéo Capietto F4 Mygale **10** Alessandro Giusti F4 Mygale

Junior

Lap	D	Time	Sector 1	Sector 2	Sector 3	T. Spd	Elapsed	Lap	D	Time	Sector 1	Sector 2	Sector 3	T. Spd	Elapsed
1		3:08.488	1:08.239	1:01.038	59.211	82.1	3:08.488	1		3:10.796	1:10.679	1:00.882	59.235	79.4	3:10.796
2		2:54.712	52.686	1:01.907	1:00.119	132.6	6:03.200	2		2:54.225	52.509	1:01.544	1:00.172	109.9	6:05.021
3		2:57.990	52.534	58.558	1:06.898	146.3	9:01.190	3		2:57.429	52.006	59.431	1:05.992	130.2	9:02.450
4		2:26.700	46.186	49.013	51.501	165.8	11:27.890	4		2:30.343	47.684	49.772	52.887	175.0	11:32.793
5		3:15.140	56.671	1:09.214	1:09.255	133.1	14:43.030	5		3:12.478	54.624	1:10.029	1:07.825	148.5	14:45.271
6		2:18.566	43.616	47.499	47.451	180.6	17:01.596	6		2:20.719	43.622	48.187	48.910	182.4	17:05.990
7		2:17.310	42.587	47.641	47.082	212.1	19:18.906	7		2:20.442	44.614	47.594	48.234	200.7	19:26.432
8		2:15.702	43.105	45.513	47.084	210.5	21:34.608	8		2:18.839	43.455	47.576	47.808	173.9	21:45.271
9		2:15.319	43.212	45.641	46.466	204.1	23:49.927	9		2:18.140	43.106	46.727	48.307	184.6	24:03.411

**7** Dario Cabanelas F4 Mygale **11** Pierre-Alexandre Provost F4 Mygale

Junior

Junior

Lap	D	Time	Sector 1	Sector 2	Sector 3	T. Spd	Elapsed	Lap	D	Time	Sector 1	Sector 2	Sector 3	T. Spd	Elapsed
1		3:13.382	1:12.280	1:00.989	1:00.113	73.4	3:13.382	1		3:04.150	1:02.834	1:00.091	1:01.225	98.5	3:04.150
2		2:53.393	51.482	1:02.209	59.702	109.3	6:06.775	2		2:55.603	52.933	1:00.251	1:02.419	149.3	5:59.753
3		2:57.329	51.650	59.590	1:06.089	124.1	9:04.104	3		2:58.103	52.480	57.780	1:07.843	143.8	8:57.856
4		2:32.621	49.338	50.782	52.501	124.5	11:36.725	4		2:25.804	46.250	48.815	50.739	157.8	11:23.660
5		3:10.664	53.159	1:10.429	1:07.076	143.4	14:47.389	5		3:18.337	59.705	1:08.995	1:09.637	124.1	14:41.997
6		2:22.494	46.000	47.881	48.613	144.9	17:09.883	6		2:20.963	44.181	47.902	48.880	174.1	17:02.960
7		2:19.932	44.095	47.680	48.157	158.1	19:29.815	7		2:22.087	44.055	48.907	49.125	184.6	19:25.047
8		2:18.708	43.479	47.567	47.662	175.3	21:48.523	8		2:21.091	44.273	47.796	49.022	170.6	21:46.138
9		2:19.199	43.837	47.382	47.980	177.6	24:07.722	9		2:19.136	43.373	47.247	48.516	177.6	24:05.274

**8** Romain Andriolo F4 Mygale **17** Noah Andy F4 Mygale

Lap	D	Time	Sector 1	Sector 2	Sector 3	T. Spd	Elapsed	Lap	D	Time	Sector 1	Sector 2	Sector 3	T. Spd	Elapsed
1		3:11.818	1:11.571	1:01.001	59.246	63.7	3:11.818	1		3:03.299	1:01.866	1:00.342	1:01.091	94.0	3:03.299
2		2:53.730	52.196	1:02.274	59.260	113.6	6:05.548	2		2:55.740	53.184	1:00.250	1:02.306	153.4	5:59.039
3		2:57.579	51.906	59.877	1:05.796	116.2	9:03.127	3			52.430	57.915		143.6	
4		2:30.305	47.363	50.371	52.571	133.1	11:33.432								
5		3:12.185	54.388	1:10.468	1:07.329	137.2	14:45.617								
6		2:22.306	44.948	48.038	49.320	169.5	17:07.923								
7		2:21.143	43.697	49.381	48.065	202.6	19:29.066								
8		2:18.140	43.343	47.067	47.730	182.4	21:47.206								
9		2:18.419	43.712	46.764	47.943	170.6	24:05.625								

**22** Daniel Ligier F4 Mygale

Lap	D	Time	Sector 1	Sector 2	Sector 3	T. Spd	Elapsed
1		3:07.540	1:07.197	1:01.021	59.322	85.3	3:07.540
2		2:55.039	52.783	1:01.380	1:00.876	148.1	6:02.579
3		2:58.526	52.381	58.779	1:07.366	132.1	9:01.105
4		2:28.303	47.279	49.569	51.455	173.0	11:29.408
5		3:14.183	56.243	1:09.838	1:08.102	167.7	14:43.591
6		2:21.016	44.487	48.649	47.880	171.4	17:04.607
7		2:15.886	42.980	45.997	46.909	189.4	19:20.493
8		2:16.632	43.865	45.917	46.850	193.8	21:37.125
9		2:15.459	42.739	45.839	46.881	204.9	23:52.584


**9** Esteban Masson F4 Mygale

Lap	D	Time	Sector 1	Sector 2	Sector 3	T. Spd	Elapsed
1		3:14.533	1:13.229	1:00.610	1:00.694	66.8	3:14.533
2		2:53.267	50.989	1:01.884	1:00.394	118.0	6:07.800
3		2:56.750	51.194	1:00.294	1:05.262	117.5	9:04.550
4		2:30.002	46.959	50.315	52.728	147.5	11:34.552
5		3:11.341	53.987	1:10.384	1:06.970	142.8	14:45.893
6		2:18.787	43.971	47.581	47.235	163.8	17:04.680
7		2:17.444	43.714	47.017	46.713	163.1	19:22.124
8		2:15.870	43.204	46.288	46.378	197.8	21:37.994
9		2:15.692	42.987	46.139	46.566	199.2	23:53.686

**30** Gael Julien F4 Mygale

Lap	D	Time	Sector 1	Sector 2	Sector 3	T. Spd	Elapsed
1		3:05.771	1:05.625	1:00.902	59.244	89.8	3:05.771
2		2:55.475	53.344	1:00.323	1:01.808	128.4	6:01.246
3		2:59.303	52.665	58.418	1:08.220	130.9	9:00.549
4		2:26.986	46.507	49.031	51.448	168.4	11:27.535
5		3:14.726	56.608	1:08.950	1:09.168	141.9	14:42.261
6		2:25.872	44.334	52.697	48.841	168.7	17:08.133
7		2:20.367	43.615	48.575	48.177	179.1	19:28.500
8		2:18.316	43.565	47.014	47.737	205.7	21:46.816
9		2:17.846	43.630	46.826	47.390	169.2	24:04.662





**Autodromo Nazionale Monza**  
**Championnat de France F4**  
**Race - 2**  
**Lap Analysis**



**36**

Enzo Geraci

F4 Mygale **79**

Owen Tangavelou

F4 Mygale

Junior

Lap	D	Time	Sector 1	Sector 2	Sector 3	T. Spd	Elapsed	Lap	D	Time	Sector 1	Sector 2	Sector 3	T. Spd	Elapsed
1		3:04.781	1:04.205	1:00.665	59.911	94.3	3:04.781	1		3:06.782	1:06.406	1:01.295	59.081	101.3	3:06.782
2		2:55.952	53.644	1:00.280	1:02.028	141.1	6:00.733	2		2:55.212	52.986	1:00.499	1:01.727	124.4	6:01.994
3			52.422	58.689		140.2		3		2:58.716	52.332	58.941	1:07.443	128.1	9:00.710

**46**

Elliott Vayron

F4 Mygale

Lap	D	Time	Sector 1	Sector 2	Sector 3	T. Spd	Elapsed	Lap	D	Time	Sector 1	Sector 2	Sector 3	T. Spd	Elapsed
1		3:09.785	1:09.581	1:00.915	59.289	80.4	3:09.785	4		2:28.183	47.092	49.759	51.332	160.4	11:28.893
2		2:53.920	52.756	1:01.587	59.577	137.2	6:03.705	5		3:14.616	56.342	1:09.761	1:08.513	151.6	14:43.509
3		2:57.681	52.723	59.070	1:05.888	140.8	9:01.386	6		2:20.406	44.001	48.998	47.407	178.8	17:03.915
4		2:29.051	48.272	49.286	51.493	150.4	11:30.437	7		2:19.281	43.745	47.751	47.785	178.5	19:23.196
5		3:13.318	56.092	1:10.058	1:07.168	154.0	14:43.755	8		2:17.039	43.045	46.616	47.378	183.9	21:40.235
6		2:19.485	44.201	48.548	46.736	165.6	17:03.240	9		2:16.465	43.059	46.136	47.270	190.4	23:56.700
7		2:16.022	43.836	45.612	46.574	200.0	19:19.262								
8		2:14.980	42.687	45.819	46.474	192.5	21:34.242								
9		2:14.997	43.278	45.549	46.170	173.9	23:49.239								

**51**

Angéline Favario

F4 Mygale

Lap	D	Time	Sector 1	Sector 2	Sector 3	T. Spd	Elapsed
1		3:02.534	1:01.385	1:00.043	1:01.106	98.9	3:02.534
2		2:55.851	53.141	1:00.417	1:02.293	162.4	5:58.385
3		2:58.027	52.367	58.110	1:07.550	166.4	8:56.412
4		2:25.433	45.608	48.648	51.177	167.9	11:21.845
5		3:19.694	1:00.617	1:08.890	1:10.187	145.5	14:41.539
6		2:26.904	44.774	50.120	52.010	191.8	17:08.443
7		2:27.986	45.544	52.307	50.135	168.7	19:36.429
8		2:22.639	44.642	48.864	49.133	188.8	21:59.068
9		2:22.806	44.414	48.305	50.087	193.5	24:21.874

**66**

Enzo Richer

F4 Mygale

Lap	D	Time	Sector 1	Sector 2	Sector 3	T. Spd	Elapsed
1		3:04.682	1:03.712	1:00.531	1:00.439	88.8	3:04.682
2		2:55.471	53.335	1:00.325	1:01.811	147.3	6:00.153
3		3:08.482	52.768	58.328	1:17.386	146.9	9:08.635


**68**

Hugh Barter

F4 Mygale

Lap	D	Time	Sector 1	Sector 2	Sector 3	T. Spd	Elapsed
1		3:15.486	1:13.823	1:00.606	1:01.057	72.9	3:15.486
2		2:52.544	50.402	1:02.102	1:00.040	118.9	6:08.030
3		2:56.928	51.789	59.984	1:05.155	113.4	9:04.958
4		2:30.749	47.948	49.758	53.043	154.5	11:35.707
5		3:10.453	53.594	1:10.218	1:06.641	129.3	14:46.160
6		2:20.310	44.290	47.330	48.690	159.5	17:06.470
7		2:19.131	43.665	47.384	48.082	178.8	19:25.601
8		2:16.995	43.558	46.135	47.302	160.7	21:42.596
9		2:15.315	42.501	45.976	46.838	206.5	23:57.911





**Autodromo Nazionale Monza**  
**Championnat de France F4**  
**Race - 2**



**Analysis by Lap**

Num	Lap Time	Gap
<b>Lap 1</b>		
51	3:02.534	
17	3:03.299	00.765
11	3:04.150	01.616
66	3:04.682	02.148
36	3:04.781	02.247
30	3:05.771	03.237
79	3:06.782	04.248
22	3:07.540	05.006
5	3:08.488	05.954
46	3:09.785	07.251
10	3:10.796	08.262
8	3:11.818	09.284
7	3:13.382	10.848
9	3:14.533	11.999
68	3:15.486	12.952

Num	Lap Time	Gap
<b>Lap 2</b>		
51	2:55.851	
17	2:55.740	00.654
11	2:55.603	01.368
66	2:55.471	01.768
36	2:55.952	02.348
30	2:55.475	02.861
79	2:55.212	03.609
22	2:55.039	04.194
5	2:54.712	04.815
46	2:53.920	05.320
10	2:54.225	06.636
8	2:53.730	07.163
7	2:53.393	08.390
9	2:53.267	09.415
68	2:52.544	09.645

Num	Lap Time	Gap
<b>Lap 3</b>		
51	2:58.027	
11	2:58.103	01.444
30	2:59.303	04.137
79	2:58.716	04.298
22	2:58.526	04.693
5	2:57.990	04.778
46	2:57.681	04.974
10	2:57.429	06.038
8	2:57.579	06.715
7	2:57.329	07.692
9	2:56.750	08.138
68	2:56.928	08.546
66	3:08.482	12.223

Num	Lap Time	Gap
<b>Lap 4</b>		
51	2:25.433	
11	2:25.804	01.815
30	2:26.986	05.690
5	2:26.700	06.045
79	2:28.183	07.048
22	2:28.303	07.563

Num	Lap Time	Gap
46	2:29.051	08.592
10	2:30.343	10.948
8	2:30.305	11.587
9	2:30.002	12.707
68	2:30.749	13.862
7	2:32.621	14.880

Num	Lap Time	Gap
<b>Lap 5</b>		
51	3:19.694	
11	3:18.337	00.458
30	3:14.726	00.722
5	3:15.140	01.491
79	3:14.616	01.970
22	3:14.183	02.052
46	3:13.318	02.216
10	3:12.478	03.732
8	3:12.185	04.078
9	3:11.341	04.354
68	3:10.453	04.621
7	3:10.664	05.850

Num	Lap Time	Gap
<b>Lap 6</b>		
5	2:18.566	
11	2:20.963	01.364
46	2:19.485	01.644
79	2:20.406	02.319
22	2:21.016	03.011
9	2:18.787	03.084
10	2:20.719	04.394
68	2:20.310	04.874
8	2:22.306	06.327
30	2:25.872	06.537
51	2:26.904	06.847
7	2:22.494	08.287

Num	Lap Time	Gap
<b>Lap 7</b>		
5	2:17.310	
46	2:16.022	00.356
22	2:15.886	01.587
9	2:17.444	03.218
79	2:19.281	04.290
11	2:22.087	06.141
68	2:19.131	06.695
10	2:20.442	07.526
30	2:20.367	09.594
8	2:21.143	10.160
7	2:19.932	10.909
51	2:27.986	17.523


Num	Lap Time	Gap
<b>Lap 8</b>		
46	2:14.980	
5	2:15.702	00.366
22	2:16.632	02.883
9	2:15.870	03.752
79	2:17.039	05.993
68	2:16.995	08.354

Num	Lap Time	Gap
10	2:18.839	11.029
11	2:21.091	11.896
30	2:18.316	12.574
8	2:18.140	12.964
7	2:18.708	14.281
51	2:22.639	24.826

Num	Lap Time	Gap
<b>Lap 9</b>		
46	2:14.997	
5	2:15.319	00.688
22	2:15.459	03.345
9	2:15.692	04.447
79	2:16.465	07.461
68	2:15.315	08.672
10	2:18.140	14.172
30	2:17.846	15.423
11	2:19.136	16.035
8	2:18.419	16.386
7	2:19.199	18.483
51	2:22.806	32.635








**Autodromo Nazionale Monza**  
**Championnat de France F4**  
**Race - 2**



**Best Sectors Results**

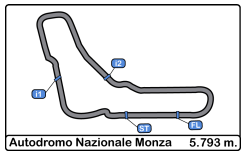
Sector - 1				Sector - 2				Sector - 3				Ideal Lap vs Best Lap			
Clas	Nº	Driver	Time	Nº	Driver	Time	Nº	Driver	Time	Clas	Nº	Driver	Ideal Lap	Best Lap	Clas
1	68	Hugh Barter	42.501	5	Macéo Capietto	45.513	46	Elliott Vayron	46.170	1	46	Elliott Vayron	2:14.406	2:14.980	1
2	5	Macéo Capietto	42.587	46	Elliott Vayron	45.549	9	Esteban Masson	46.378	2	5	Macéo Capietto	2:14.566	2:15.319	3
3	46	Elliott Vayron	42.687	22	Daniel Ligier	45.839	5	Macéo Capietto	46.466	3	68	Hugh Barter	2:15.315	2:15.315	2
4	22	Daniel Ligier	42.739	68	Hugh Barter	45.976	68	Hugh Barter	46.838	4	22	Daniel Ligier	2:15.428	2:15.459	4
5	9	Esteban Masson	42.987	79	Owen Tangavelou	46.136	22	Daniel Ligier	46.850	5	9	Esteban Masson	2:15.504	2:15.692	5
6	79	Owen Tangavelou	43.045	9	Esteban Masson	46.139	79	Owen Tangavelou	47.270	6	79	Owen Tangavelou	2:16.451	2:16.465	6
7	10	Alessandro Giusti	43.106	10	Alessandro Giusti	46.727	30	Gael Julien	47.390	7	10	Alessandro Giusti	2:17.641	2:18.140	8
8	8	Romain Andriolo	43.343	8	Romain Andriolo	46.764	7	Dario Cabanelas	47.662	8	30	Gael Julien	2:17.781	2:17.846	7
9	11	Pierre-Alexandre Provost	43.373	30	Gael Julien	46.826	8	Romain Andriolo	47.730	9	8	Romain Andriolo	2:17.837	2:18.140	9
10	7	Dario Cabanelas	43.479	11	Pierre-Alexandre Provost	47.247	10	Alessandro Giusti	47.808	10	7	Dario Cabanelas	2:18.523	2:18.708	10
11	30	Gael Julien	43.565	7	Dario Cabanelas	47.382	11	Pierre-Alexandre Provost	48.516	11	11	Pierre-Alexandre Provost	2:19.136	2:19.136	11
12	51	Angéline Favario	44.414	51	Angéline Favario	48.305	51	Angéline Favario	49.133	12	51	Angéline Favario	2:21.852	2:22.639	12
13	36	Enzo Geraci	52.422	17	Noah Andy	57.915	36	Enzo Geraci	59.911	13	36	Enzo Geraci	2:51.022	2:55.952	15
14	17	Noah Andy	52.430	66	Enzo Richer	58.328	66	Enzo Richer	1:00.439	14	17	Noah Andy	2:51.436	2:55.740	14
15	66	Enzo Richer	52.768	36	Enzo Geraci	58.689	17	Noah Andy	1:01.091	15	66	Enzo Richer	2:51.535	2:55.471	13



**Autodromo Nazionale Monza**  
**Championnat de France F4**  
**Race - 2**  
**Leader Sequence**



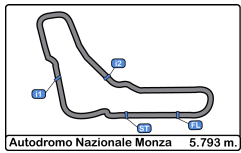
N°	Driver	Nat	Team	Nat	Vehicle	Cat	Clas	Start Lap	End Lap	Laps	Total Laps
51	Angéline Favario				F4 Mygale			1	5	5	5
5	Macéo Capietto				F4 Mygale			6	7	2	2
46	Elliott Vayron				F4 Mygale			8	9	2	2



**Autodromo Nazionale Monza**  
**Championnat de France F4**  
**Race - 2**  
**Best 5 Lap Times**




Cls	N°	Driver	Nat	Team	Nat	Vehicle	Cat	Cls	Best 1		Best 2		Best 3		Best 4		Best 5	
									Time	Lap	Time	Lap	Time	Lap	Time	Lap	Time	Lap
1	46	Elliott Vayron				F4 Mygale			2:14.980	8	2:14.997	9	2:16.022	7	2:19.485	6	2:29.051	4
2	68	Hugh Barter				F4 Mygale			2:15.315	9	2:16.995	8	2:19.131	7	2:20.310	6	2:30.749	4
3	5	Macéo Capietto				F4 Mygale			2:15.319	9	2:15.702	8	2:17.310	7	2:18.566	6	2:26.700	4
4	22	Daniel Ligier				F4 Mygale			2:15.459	9	2:15.886	7	2:16.632	8	2:21.016	6	2:28.303	4
5	9	Esteban Masson				F4 Mygale			2:15.692	9	2:15.870	8	2:17.444	7	2:18.787	6	2:30.002	4
6	79	Owen Tangavelou				F4 Mygale			2:16.465	9	2:17.039	8	2:19.281	7	2:20.406	6	2:28.183	4
7	30	Gael Julien				F4 Mygale			2:17.846	9	2:18.316	8	2:20.367	7	2:25.872	6	2:26.986	4
8	8	Romain Andriolo				F4 Mygale			2:18.140	8	2:18.419	9	2:21.143	7	2:22.306	6	2:30.305	4
9	10	Alessandro Giusti				F4 Mygale	Junior	1	2:18.140	9	2:18.839	8	2:20.442	7	2:20.719	6	2:30.343	4
10	7	Dario Cabanelas				F4 Mygale	Junior	2	2:18.708	8	2:19.199	9	2:19.932	7	2:22.494	6	2:32.621	4
11	11	Pierre-Alexandre Provost				F4 Mygale	Junior	3	2:19.136	9	2:20.963	6	2:21.091	8	2:22.087	7	2:25.804	4
12	51	Angéline Favario				F4 Mygale			2:22.639	8	2:22.806	9	2:25.433	4	2:26.904	6	2:27.986	7
13	66	Enzo Richer				F4 Mygale			2:55.471	2	3:04.682	1	3:08.482	3				
14	17	Noah Andy				F4 Mygale			2:55.740	2	3:03.299	1						
15	36	Enzo Geraci				F4 Mygale	Junior	4	2:55.952	2	3:04.781	1						



**Autodromo Nazionale Monza**  
**Championnat de France F4**  
**Race - 2**  
**Best 5 Top Speeds**



Cls	N°	Driver	Nat	Team	Nat	Vehicle	Cat	Cls	Top 1		Top 2		Top 3		Top 4		Top 5		Avg
									Km/h	Lap	Km/h	Lap	Km/h	Lap	Km/h	Lap	Km/h	Lap	
1	5	Macéo Capietto		PPA		F4 Mygale			212.1	7	210.5	8	204.1	9	180.6	6	165.8	4	194.6
2	68	Hugh Barter		AUS		F4 Mygale			206.5	9	178.8	7	160.7	8	159.5	6	154.5	4	172.0
3	30	Gael Julien		PPA		F4 Mygale			205.7	8	179.1	7	169.2	9	168.7	6	168.4	4	178.2
4	22	Daniel Ligier		PPA		F4 Mygale			204.9	9	193.8	8	189.4	7	173.0	4	171.4	6	186.5
5	8	Romain Andriolo		PPA		F4 Mygale			202.6	7	182.4	8	170.6	9	169.5	6	137.2	5	172.4
6	10	Alessandro Giusti		PPA		F4 Mygale	Junior	1	200.7	7	184.6	9	182.4	6	175.0	4	173.9	8	183.3
7	46	Elliott Vayron		PPA		F4 Mygale			200.0	7	192.5	8	173.9	9	165.6	6	154.0	5	177.2
8	9	Esteban Masson		PPA		F4 Mygale			199.2	9	197.8	8	163.8	6	163.1	7	147.5	4	174.3
9	51	Angéline Favario		PPA		F4 Mygale			193.5	9	191.8	6	188.8	8	168.7	7	167.9	4	182.1
10	79	Owen Tangavelou		PPA		F4 Mygale			190.4	9	183.9	8	178.8	6	178.5	7	160.4	4	178.4
11	11	Pierre-Alexandre Provost		PPA		F4 Mygale	Junior	2	184.6	7	177.6	9	174.1	6	170.6	8	157.8	4	172.9
12	7	Dario Cabanelas		CHE		F4 Mygale	Junior	3	177.6	9	175.3	8	158.1	7	144.9	6	143.4	5	159.8
13	17	Noah Andy		PPA		F4 Mygale			153.4	2	143.6	3	94.0	1					130.3
14	66	Enzo Richer		PPA		F4 Mygale			147.3	2	146.9	3	88.8	1	87.8	4			117.7
15	36	Enzo Geraci		PPA		F4 Mygale	Junior	4	141.1	2	140.2	3	94.3	1					125.2

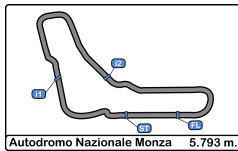


**Autodromo Nazionale Monza**  
**Championnat de France F4**  
**Race - 2**



**Fastest Laps Sequence**

Lap	Time of Day	Session Time	N°	Driver	Nat	Team	Nat	Vehicle	Cat	Time	Km/h
2	10:51:07.292	5:58.292	51	Angéline Favario		FRA		F4 Mygale		2:55.851	118.5
2	10:51:07.946	5:58.946	17	Noah Andy		FRA		F4 Mygale		2:55.740	118.6
2	10:51:08.660	5:59.660	11	Pierre-Alexandre Provost		FRA		F4 Mygale	Junior	2:55.603	118.7
2	10:51:09.060	6:00.060	66	Enzo Richer		FRA		F4 Mygale		2:55.471	118.8
2	10:51:10.901	6:01.901	79	Owen Tangavelou		FRA		F4 Mygale		2:55.212	119.0
2	10:51:11.486	6:02.486	22	Daniel Ligier		FRA		F4 Mygale		2:55.039	119.1
2	10:51:12.107	6:03.107	5	Macéo Capietto		FRA		F4 Mygale		2:54.712	119.3
2	10:51:12.612	6:03.612	46	Elliott Vayron		FRA		F4 Mygale		2:53.920	119.9
2	10:51:14.455	6:05.455	8	Romain Andriolo		FRA		F4 Mygale		2:53.730	120.0
2	10:51:15.682	6:06.682	7	Dario Cabanelas		CHE		F4 Mygale	Junior	2:53.393	120.2
2	10:51:16.707	6:07.707	9	Esteban Masson		FRA		F4 Mygale		2:53.267	120.3
2	10:51:16.937	6:07.937	68	Hugh Barter		AUS		F4 Mygale		2:52.544	120.8
4	10:56:30.752	11:21.752	51	Angéline Favario		FRA		F4 Mygale		2:25.433	143.3
6	11:02:10.503	17:01.503	5	Macéo Capietto		FRA		F4 Mygale		2:18.566	150.5
7	11:04:27.813	19:18.813	5	Macéo Capietto		FRA		F4 Mygale		2:17.310	151.8
7	11:04:28.169	19:19.169	46	Elliott Vayron		FRA		F4 Mygale		2:16.022	153.3
7	11:04:29.400	19:20.400	22	Daniel Ligier		FRA		F4 Mygale		2:15.886	153.4
8	11:06:43.149	21:34.149	46	Elliott Vayron		FRA		F4 Mygale		2:14.980	154.5




**Autodromo Nazionale Monza**  
**Championnat de France F4**  
**Race - 2**



**Event Best Maximum Speed**

N°	Driver	Nat	Team	Nat	Vehicle	Cat	Clas	Km/h	Session
36	Enzo Geraci		FRA		F4 Mygale	Junior	1	230.2	Race - 1
17	Noah Andy		FRA		F4 Mygale			230.2	Race - 1
46	Elliott Vayron		FRA		F4 Mygale			229.7	Free Practice
22	Daniel Ligier		FRA		F4 Mygale			229.7	Qualifying
68	Hugh Barter		AUS		F4 Mygale			229.7	Race - 1
5	Macéo Capietto		FRA		F4 Mygale			229.2	Free Practice
79	Owen Tangavelou		FRA		F4 Mygale			229.2	Race - 1
30	Gael Julien		FRA		F4 Mygale			229.2	Race - 1
11	Pierre-Alexandre Provost		FRA		F4 Mygale	Junior	2	229.2	Race - 1
66	Enzo Richer		FRA		F4 Mygale			229.2	Race - 1
7	Dario Cabanelas		CHE		F4 Mygale	Junior	3	229.2	Race - 1
8	Romain Andriolo		FRA		F4 Mygale			228.8	Qualifying
9	Esteban Masson		FRA		F4 Mygale			228.8	Race - 1
51	Angéline Favario		FRA		F4 Mygale			228.8	Race - 1
10	Alessandro Giusti		FRA		F4 Mygale	Junior	4	228.3	Free Practice




**Autodromo Nazionale Monza**  
**Championnat de France F4**  
**Race - 2**  
**Lap Chart**



**LAP**

Nr	Pos	Grid	1	2	3	4	5	6	7	8	9
51	1	51	51	51	51	51	51	5	5	46	46
17	2	17	17	17	11	11	11	11	46	5	5
11	3	11	11	11	30	30	30	46	22	22	22
66	4	66	66	66	79	5	5	79	9	9	9
36	5	36	36	36	22	79	79	22	79	79	79
30	6	30	30	30	5	22	22	9	11	68	68
79	7	79	79	79	46	46	46	10	68	10	10
22	8	22	22	22	10	10	10	68	10	11	30
5	9	5	5	5	8	8	8	8	30	30	11
46	10	46	46	46	7	9	9	30	8	8	8
10	11	10	10	10	9	68	68	51	7	7	7
8	12	8	8	8	68	7	7	7	51	51	51
7	13	7	7	7	66						
9	14	9	9	9							
68	15	68	68	68							

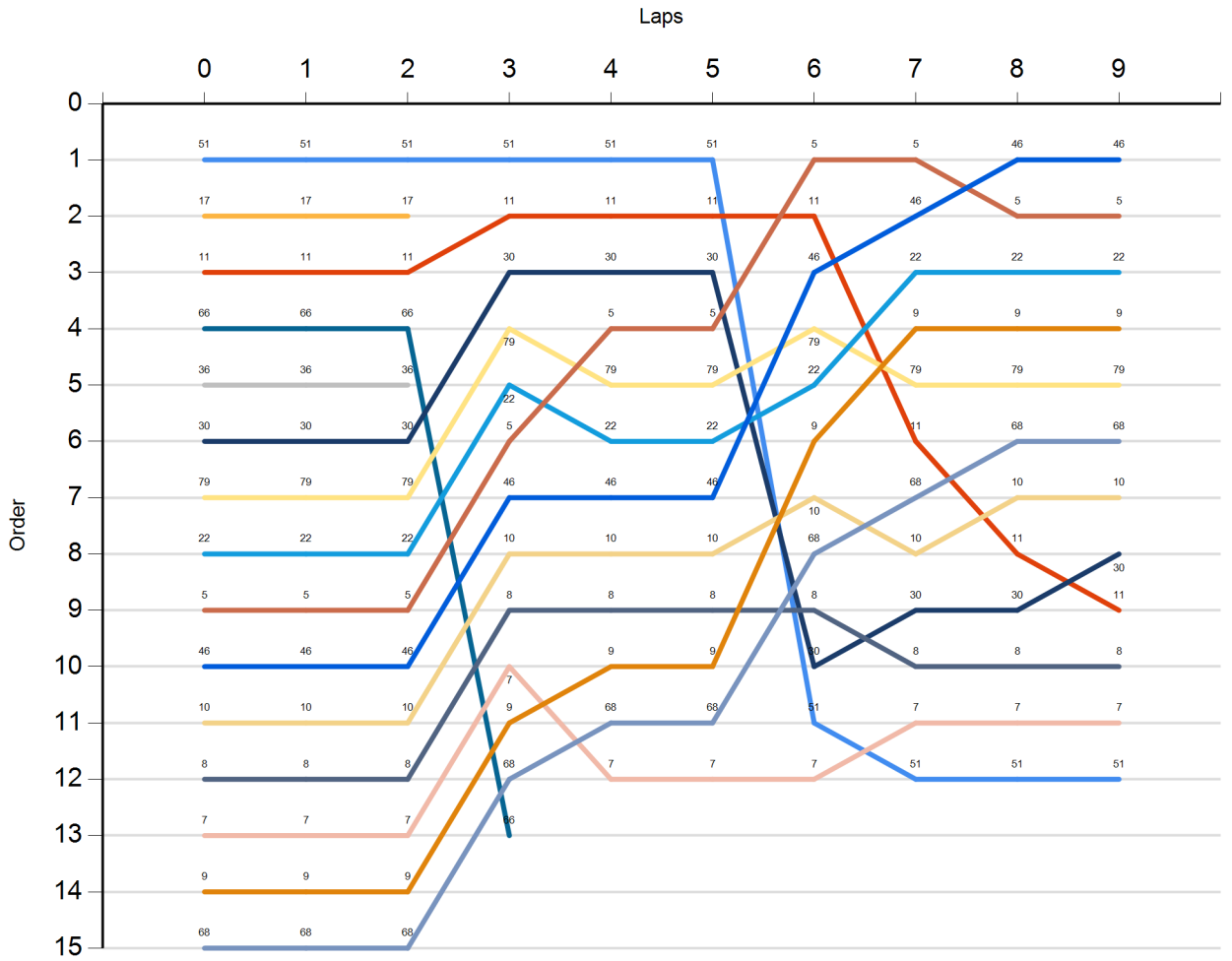





**Autodromo Nazionale Monza**  
**Championnat de France F4**  
**Race - 2**  
**Graphic Lap Chart**



- 51
- 17
- 11
- 66
- 36
- 30
- 79
- 22
- 5
- 46
- 10
- 8
- 7
- 9
- 68








**Autodromo Nazionale Monza**  
**Championnat de France F4**  
**Race - 2**  
**Pit Stop Analysis**



N°	In Day Time	Driver	Nat	Team	Nat	Vehicle	Cat	In Time	Stop N°	Pit Time	Handicap	Penalty
----	-------------	--------	-----	------	-----	---------	-----	---------	---------	----------	----------	---------

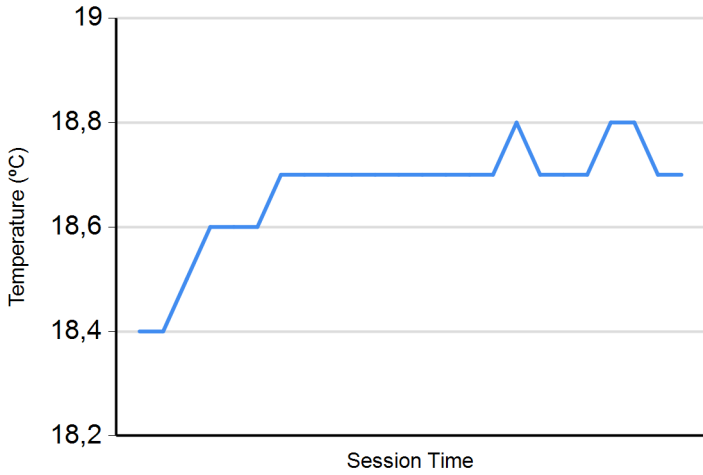




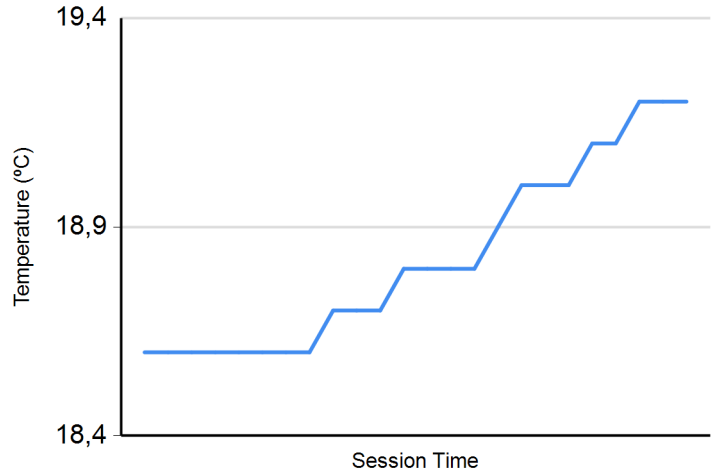
**Autodromo Nazionale Monza**  
**Championnat de France F4**  
**Race - 2**  
**Weather Report**



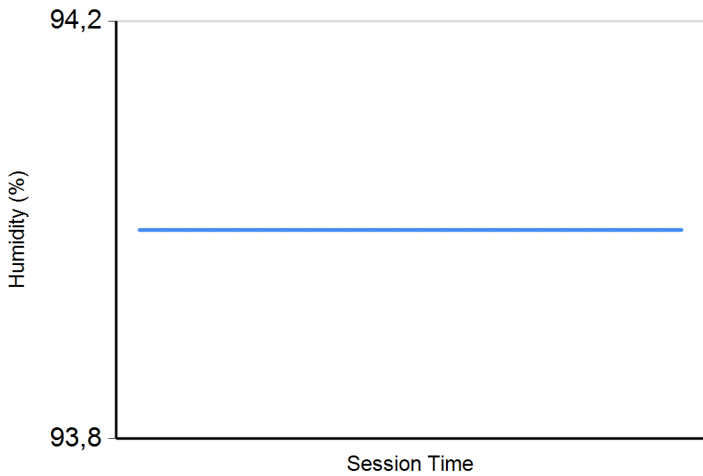
**Air Temperature**



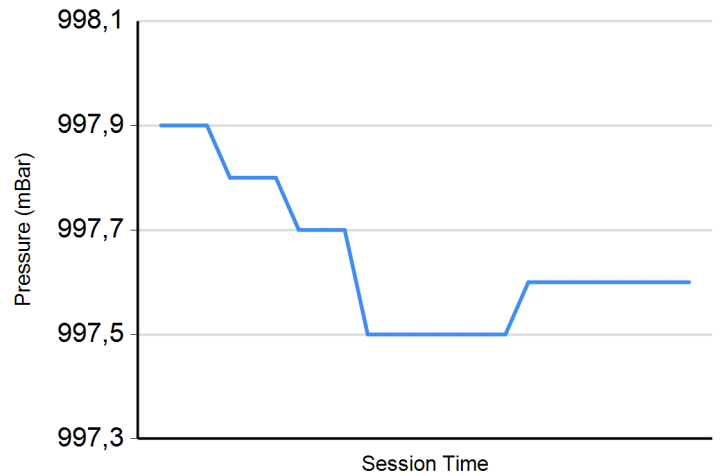
**Track Temperature**



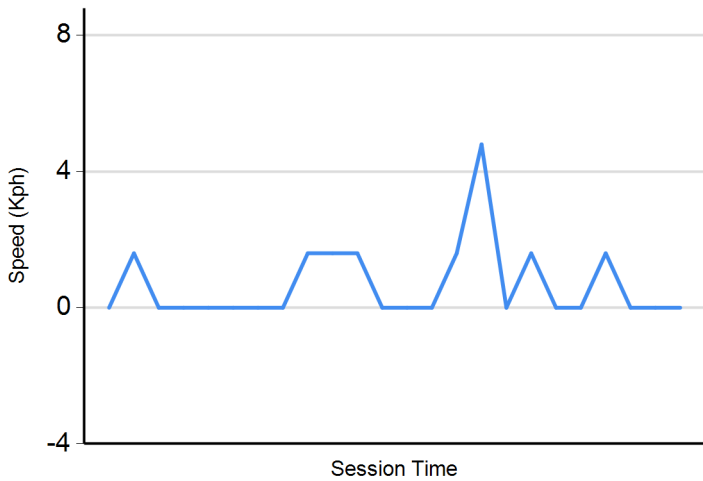
**Humidity**



**Pressure**



**Wind Speed**



**Wind direction**

