

**Red Bull Ring**  
**International GT Open**  
**Free Practice - 2**  
**Provisional Results**



Cls	Nº	Entrant/Team	Nat	Driver 1	Nat	Driver 2	Nat	Vehicle	Cat	Cls	Laps	Best	Time	Gap	Interval	Km/h
1	777	Olimp Racing	POL	Marcin Jedlinski	POL	Karol Basz	POL	Audi R8 GT3 Evo 2	PROAM	1	21	6	1:39.576			156.1
2	18	Theeba Motorsport	SAU	Reema Juffali	SAU	Adam Christodoulou	GBR	Mercedes AMG GT3 - 2022	PROAM*	2	17	6	1:39.763	0.187	0.187	155.8
3	54	SPS Automotive Performance	DEU	Dexter Müller	CHE	Yannick Mettler	CHE	Mercedes AMG GT3 - 2020	PROAM	3	21	7	1:39.847	0.271	0.084	155.6
4	182	AF Corse	ITA	Willem Van der Vorm	NLD	Michele Rugolo	ITA	Ferrari 488 GT3 Evo MY 2020	PROAM	4	20	7	1:39.988	0.412	0.141	155.4
5	33	Team GT	DEU	Bernhard Laber	DEU	Alain Valente	CHE	Mercedes AMG GT3 EVO - 2021	PROAM	5	24	4	1:40.107	0.531	0.119	155.2
6	133	Kessel Racing	CHE	Murat Ruhi Cuhadaroglu	TUR	David Fumanelli	ITA	Ferrari 488 GT3 Evo	PROAM	6	23	8	1:40.411	0.835	0.304	154.8
7	72	Optimum Motorsport	GBR	Nick Moss	GBR	Joe Osborne	GBR	McLaren 720 S GT3	PRO	1	22	12	1:40.500	0.924	0.089	154.6
8	630	Motopark	DEU	Heiko Neumann	DEU	Timo Rumpfkeil	DEU	Mercedes AMG GT3 2021	AM	1	24	9	1:40.533	0.957	0.033	154.6
9	5	Olimp Racing	POL	Stanislaw Jedlinski	POL	Krystian Korzeniowski	POL	Ferrari 488 GT3 MY 2021	AM	2	20	10	1:40.596	1.020	0.063	154.5
10	55	AF Corse	ITA	Laurent De Meeus	BEL	Johnny Mowlem	GBR	Ferrari 488 GT3 Evo	AM*	3	24	10	1:40.627	1.051	0.031	154.4
11	44	Greystone GT	GBR	Andrew Gilbert	GBR	Fran Rueda	ESP	McLaren 720 S GT3	PROAM	7	21	6	1:40.772	1.196	0.145	154.2
12	911	GetSpeed Performance	DEU	Sébastien Baud	FRA	Steve Jans	LUX	Mercedes AMG GT3 - 2022	PRO	2	24	8	1:40.927	1.351	0.155	154.0
13	15	Twin Busch by equipe Vitesse	DEU	Mario Hirsch	DEU	Dominik Schraml	AUT	Mercedes AMG GT3 - 2021	PROAM	8	20	7	1:41.113	1.537	0.186	153.7
14	9	GetSpeed Performance	DEU	Janine Shoffner	GBR	Moritz Kranz	DEU	Mercedes AMG GT3 - 2022	PROAM	9	24	7	1:41.124	1.548	0.011	153.7
15	786	GetSpeed Performance	DEU	Kiki Sak Nana	THA	Adam Osieka	DEU	Mercedes AMG GT3 - 2022	AM	4	26	8	1:41.213	1.637	0.089	153.5
16	25	Mann Filter Team Landgraf	DEU	Alexander Hrachowina	AUT	Martin Konrad	AUT	Mercedes AMG GT3 EVO - 2021	AM	5	21	11	1:41.225	1.649	0.012	153.5
17	63	Oregon Team	ITA	Benjamin Hites	CHL	Leonardo Pulcini	ITA	Lamborghini Huracan GT3 EVO MY2022	PRO	3	24	10	1:41.407	1.831	0.182	153.2
18	73	Kessel Racing	CHE	Roman Ziemian	POL	Axcil Jefferies	ZWE	Ferrari 488 GT3 Evo	PROAM	10	24	22	1:41.699	2.123	0.292	152.8
19	11	Kessel Racing	CHE	Stephen Earle	USA	Erwin Zanotti	ITA	Ferrari 488 GT3 Evo	AM	6	24	10	1:42.199	2.623	0.500	152.1
20	91	Baron Motorsport	AUT	Ernst Kirchmavr	AUT	Philipp Baron	AUT	Ferrari 488 GT3 Evo	AM	7	20	6	1:42.294	2.718	0.095	151.9
21	17	Antonelli Motorsport	ITA	Florian Scholze	DEU	Marco Antonelli	ITA	Mercedes AMG GT3 - 2022	AM	8	21	6	1:42.527	2.951	0.233	151.6
22	8	Il Barone Rampante	ITA	Guiseppe Cipriani	ITA		ITA	Lamborghini Huracan GT3 EVO	AM	9	15	7	1:42.740	3.164	0.213	151.3
23	19	Oregon Team	ITA	Kevin Gilardoni	CHE	Glenn Van Berlo	NLD	Lamborghini Huracan GT3 EVO MY2022	PRO	4	25	12	1:43.079	3.503	0.339	150.8
24	3	Aust Motorsport	DEU	Dino Steiner	DEU	Max Hofer	AUT	Audi R8 LMS GT3 evo II	PROAM	11	2	2	3:00.832	1:21.256	1:17.753	85.9

**\* PENALTIES**

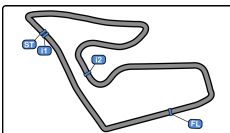
- CAR 5 TIME 1:42.760 DELETED TRACK LIMITS AT T 9
- CAR 18 TIME 1:40.481 DELETED TRACK LIMITS AT T 1
- CAR 777 TIME 1:40.507 DELETED TRACK LIMITS AT T 9
- CAR 19 TIME 1:42.980 DELETED TRACK LIMITS AT T 1
- CAR 11 TIME 1:43.373 DELETED TRACK LIMITS AT T 9
- CAR 17 TIME 1:43.365 DELETED TRACK LIMITS AT T 9
- CAR 8 TIME 1:42.706 DELETED TRACK LIMITS AT T 1
- CAR 17 TIME 1:43.729 DELETED TRACK LIMITS AT T 10
- CAR 63 TIME 1:51.129 DELETED TRACK LIMITS AT T 1

Published at:.....

Track Temp: 16.5 °C Air Temp: 14.0 °C Humidity: 90 % Track Status: WET

<b>Stewards:</b>	<b>Race Director:</b>	<b>Timekeeper:</b> Luis Angel García Nuñez <i>[Signature]</i> JOB/I-0030-ESP
------------------	-----------------------	--





**Red Bull Ring**  
**International GT Open**  
**Free Practice - 2**



**Provisional Results**

Red Bull Ring 4.318 m.

- CAR 786 TIME 1:51.723 DELETED TRACK LIMITS AT T 9
- CAR 8 TIME 1:43.300 DELETED TRACK LIMITS AT T 10
- CAR 63 TIME 1:52.089 DELETED TRACK LIMITS AT T 1
- CAR 133 TIME 1:47.429 DELETED TRACK LIMITS AT T 1
- CAR 777 TIME 1:43.641 DELETED TRACK LIMITS AT T 1
- CAR 182 TIME 1:48.142 DELETED TRACK LIMITS AT T 9
- CAR 786 TIME 1:49.942 DELETED TRACK LIMITS AT T 9
- CAR 182 TIME 1:46.929 DELETED TRACK LIMITS AT T 9
- CAR 54 TIME 1:48.777 DELETED TRACK LIMITS AT T 9
- CAR 33 TIME 1:44.340 DELETED TRACK LIMITS AT T 9

Published at:.....

Track Temp: **16.5 °C** Air Temp: **14.0 °C** Humidity: **90 %** Track Status: **WET**

**Stewards:**

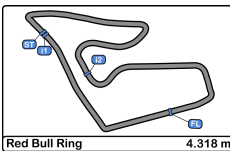
**Race Director:**

**Timekeeper:**

Luis Angel García Nuñez

JOB/I-0030-ESP





**Red Bull Ring**  
**International GT Open**  
**Free Practice - 2**  
**Provisional Results by Category**



Cls	Nº	Entrant/Team	Nat	Driver 1	Nat	Driver 2	Nat	Vehicle	Cat	Cls	Laps	Best	Time	Gap	Interval	Km/h
<b>PRO</b>																
1	72	Optimum Motorsport	GBR	Nick Moss	GBR	Joe Osborne	GBR	McLaren 720 S GT3	PRO	1	22	12	1:40.500			154.6
2	911	GetSpeed Performance	DEU	Sébastien Baud	FRA	Steve Jans	LUX	Mercedes AMG GT3 - 2022	PRO	2	24	8	1:40.927	0.427	0.427	154.0
3	63	Oregon Team	ITA	Benjamin Hites	ITA	Leonardo Pulcini	ITA	Lamborghini Huracan GT3 EVO MY2022	PRO	3	24	10	1:41.407	0.907	0.480	153.2
4	19	Oregon Team	ITA	Kevin Gilardoni	CHE	Glenn Van Berlo	NLD	Lamborghini Huracan GT3 EVO MY2022	PRO	4	25	12	1:43.079	2.579	1.672	150.8
<b>PROAM</b>																
1	777	Olimp Racing	POL	Marcin Jedlinski	POL	Karol Basz	POL	Audi R8 GT3 Evo 2	PROAM	1	21	6	1:39.576			156.1
2	18	Theeba Motorsport	SAU	Reema Juffali	SAU	Adam Christodoulou	GBR	Mercedes AMG GT3 - 2022	PROAM*	2	17	6	1:39.763	0.187	0.187	155.8
3	54	SPS Automotive Performance	DEU	Dexter Müller	CHE	Yannick Mettler	CHE	Mercedes AMG GT3 - 2020	PROAM	3	21	7	1:39.847	0.271	0.084	155.6
4	182	AF Corse	ITA	Willem Van der Vorm	NLD	Michele Rugolo	ITA	Ferrari 488 GT3 Evo MY 2020	PROAM	4	20	7	1:39.988	0.412	0.141	155.4
5	33	Team GT	DEU	Bernhard Laber	DEU	Alain Valente	CHE	Mercedes AMG GT3 EVO - 2021	PROAM	5	24	4	1:40.107	0.531	0.119	155.2
6	133	Kessel Racing	CHE	Murat Ruhi Cuhadaroglu	TUR	David Fumanelli	ITA	Ferrari 488 GT3 Evo	PROAM	6	23	8	1:40.411	0.835	0.304	154.8
7	44	Greystone GT	GBR	Andrew Gilbert	GBR	Fran Rueda	ESP	McLaren 720 S GT3	PROAM	7	21	6	1:40.772	1.196	0.361	154.2
8	15	Twin Busch by equipe Vitesse	DEU	Mario Hirsch	DEU	Dominik Schraml	AUT	Mercedes AMG GT3 - 2021	PROAM	8	20	7	1:41.113	1.537	0.341	153.7
9	9	GetSpeed Performance	DEU	Janine Shoffner	GBR	Moritz Kranz	DEU	Mercedes AMG GT3 - 2022	PROAM	9	24	7	1:41.124	1.548	0.011	153.7
10	73	Kessel Racing	CHE	Roman Ziemian	POL	Axcil Jefferies	ZWE	Ferrari 488 GT3 Evo	PROAM	10	24	22	1:41.699	2.123	0.575	152.8
11	3	Aust Motorsport	DEU	Dino Steiner	AUT	Max Hofer	AUT	Audi R8 LMS GT3 evo II	PROAM	11	2	2	3:00.832	1:21.256	1:19.133	85.9
<b>AM</b>																
1	630	Motopark	DEU	Heiko Neumann	DEU	Timo Rumpfkeil	DEU	Mercedes AMG GT3 2021	AM	1	24	9	1:40.533			154.6
2	5	Olimp Racing	POL	Stanislaw Jedlinski	POL	Krystian Korzeniowski	POL	Ferrari 488 GT3 MY 2021	AM	2	20	10	1:40.596	0.063	0.063	154.5
3	55	AF Corse	ITA	Laurent De Meeus	BEL	Johnny Mowlem	GBR	Ferrari 488 GT3 Evo	AM*	3	24	10	1:40.627	0.094	0.031	154.4
4	786	GetSpeed Performance	DEU	Kiki Sak Nana	THA	Adam Osieka	DEU	Mercedes AMG GT3 - 2022	AM	4	26	8	1:41.213	0.680	0.586	153.5
5	25	Mann Filter Team Landgraf	DEU	Alexander Hrachowina	AUT	Martin Konrad	AUT	Mercedes AMG GT3 EVO - 2021	AM	5	21	11	1:41.225	0.692	0.012	153.5
6	11	Kessel Racing	CHE	Stephen Earle	USA	Erwin Zanotti	ITA	Ferrari 488 GT3 Evo	AM	6	24	10	1:42.199	1.666	0.974	152.1
7	91	Baron Motorsport	AUT	Ernst Kirchmavr	AUT	Philipp Baron	ITA	Ferrari 488 GT3 Evo	AM	7	20	6	1:42.294	1.761	0.095	151.9
8	17	Antonelli Motorsport	ITA	Florian Scholze	DEU	Marco Antonelli	ITA	Mercedes AMG GT3 - 2022	AM	8	21	6	1:42.527	1.994	0.233	151.6
9	8	Il Barone Rampante	ITA	Guiseppe Cipriani	ITA		ITA	Lamborghini Huracan GT3 EVO	AM	9	15	7	1:42.740	2.207	0.213	151.3

**\* PENALTIES**

CAR 5 TIME 1:42.760 DELETED TRACK LIMITS AT T 9

CAR 18 TIME 1:40.481 DELETED TRACK LIMITS AT T 1

CAR 777 TIME 1:40.507 DELETED TRACK LIMITS AT T 9

CAR 19 TIME 1:42.980 DELETED TRACK LIMITS AT T 1

Published at:.....

Track Temp: 16.5 °C Air Temp: 14.0 °C Humidity: 90 % Track Status: WET

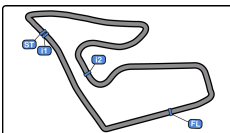
Stewards:

Race Director:

Timekeeper: Luis Angel Garcia Nuñez

*[Signature]*  
JOB/I-0030-ESP





**Red Bull Ring**  
**International GT Open**  
**Free Practice - 2**



**Provisional Results by Category**

Red Bull Ring 4.318 m.

- CAR 11 TIME 1:43.373 DELETED TRACK LIMITS AT T 9
- CAR 17 TIME 1:43.365 DELETED TRACK LIMITS AT T 9
- CAR 8 TIME 1:42.706 DELETED TRACK LIMITS AT T 1
- CAR 17 TIME 1:43.729 DELETED TRACK LIMITS AT T 10
- CAR 63 TIME 1:51.129 DELETED TRACK LIMITS AT T 1
- CAR 786 TIME 1:51.723 DELETED TRACK LIMITS AT T 9
- CAR 8 TIME 1:43.300 DELETED TRACK LIMITS AT T 10
- CAR 63 TIME 1:52.089 DELETED TRACK LIMITS AT T 1
- CAR 133 TIME 1:47.429 DELETED TRACK LIMITS AT T 1
- CAR 777 TIME 1:43.641 DELETED TRACK LIMITS AT T 1
- CAR 182 TIME 1:48.142 DELETED TRACK LIMITS AT T 9
- CAR 786 TIME 1:49.942 DELETED TRACK LIMITS AT T 9
- CAR 182 TIME 1:46.929 DELETED TRACK LIMITS AT T 9
- CAR 54 TIME 1:48.777 DELETED TRACK LIMITS AT T 9
- CAR 33 TIME 1:44.340 DELETED TRACK LIMITS AT T 9

Published at:.....

Track Temp: **16.5 °C** Air Temp: **14.0 °C** Humidity: **90 %** Track Status: **WET**

**Stewards:**

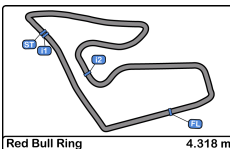
**Race Director:**

**Timekeeper:**

Luis Angel García Nuñez

JOB/I-0030-ESP





**Red Bull Ring**  
**International GT Open**  
**Free Practice - 2**  
**Provisional Results by Class**



Cls	Nº	Entrant/Team	Nat	Driver 1	Nat	Driver 2	Nat	Vehicle	Cat	Cls	Laps	Best	Time	Gap	Interval	Km/h
<b>International GT Open</b>																
1	777	Olimp Racing	POL	Marcin Jedlinski	POL	Karol Basz	POL	Audi R8 GT3 Evo 2	PROAM	1	21	6	1:39.576			156.1
2	18	Theeba Motorsport	SAU	Reema Juffali	SAU	Adam Christodoulou	GBR	Mercedes AMG GT3 - 2022	PROAM*	2	17	6	1:39.763	0.187	0.187	155.8
3	54	SPS Automotive Performance	DEU	Dexter Müller	CHE	Yannick Mettler	CHE	Mercedes AMG GT3 - 2020	PROAM	3	21	7	1:39.847	0.271	0.084	155.6
4	182	AF Corse	ITA	Willem Van der Vorm	NLD	Michele Rugolo	ITA	Ferrari 488 GT3 Evo MY 2020	PROAM	4	20	7	1:39.988	0.412	0.141	155.4
5	33	Team GT	DEU	Bernhard Laber	DEU	Alain Valente	CHE	Mercedes AMG GT3 EVO - 2021	PROAM	5	24	4	1:40.107	0.531	0.119	155.2
6	133	Kessel Racing	CHE	Murat Ruhi Cuhadaroglu	TUR	David Fumanelli	ITA	Ferrari 488 GT3 Evo	PROAM	6	23	8	1:40.411	0.835	0.304	154.8
7	72	Optimum Motorsport	GBR	Nick Moss	GBR	Joe Osborne	GBR	McLaren 720 S GT3	PRO	1	22	12	1:40.500	0.924	0.089	154.6
8	630	Motopark	DEU	Heiko Neumann	DEU	Timo Rumpfkeil	DEU	Mercedes AMG GT3 2021	AM	1	24	9	1:40.533	0.957	0.033	154.6
9	5	Olimp Racing	POL	Stanislaw Jedlinski	POL	Krystian Korzeniowski	POL	Ferrari 488 GT3 MY 2021	AM	2	20	10	1:40.596	1.020	0.063	154.5
10	55	AF Corse	ITA	Laurent De Meeus	BEL	Johnny Mowlem	GBR	Ferrari 488 GT3 Evo	AM*	3	24	10	1:40.627	1.051	0.031	154.4
11	44	Greystone GT	GBR	Andrew Gilbert	GBR	Fran Rueda	ESP	McLaren 720 S GT3	PROAM	7	21	6	1:40.772	1.196	0.145	154.2
12	911	GetSpeed Performance	DEU	Sébastien Baud	FRA	Steve Jans	LUX	Mercedes AMG GT3 - 2022	PRO	2	24	8	1:40.927	1.351	0.155	154.0
13	15	Twin Busch by equipe Vitesse	DEU	Mario Hirsch	DEU	Dominik Schraml	AUT	Mercedes AMG GT3 - 2021	PROAM	8	20	7	1:41.113	1.537	0.186	153.7
14	9	GetSpeed Performance	DEU	Janine Shoffner	GBR	Moritz Kranz	DEU	Mercedes AMG GT3 - 2022	PROAM	9	24	7	1:41.124	1.548	0.011	153.7
15	786	GetSpeed Performance	DEU	Kiki Sak Nana	THA	Adam Osieka	DEU	Mercedes AMG GT3 - 2022	AM	4	26	8	1:41.213	1.637	0.089	153.5
16	25	Mann Filter Team Landgraf	DEU	Alexander Hrachowina	AUT	Martin Konrad	AUT	Mercedes AMG GT3 EVO - 2021	AM	5	21	11	1:41.225	1.649	0.012	153.5
17	63	Oregon Team	ITA	Benjamin Hites	CHL	Leonardo Pulcini	ITA	Lamborghini Huracan GT3 EVO MY2022	PRO	3	24	10	1:41.407	1.831	0.182	153.2
18	73	Kessel Racing	CHE	Roman Ziemian	POL	Axcil Jefferies	ZWE	Ferrari 488 GT3 Evo	PROAM	10	24	22	1:41.699	2.123	0.292	152.8
19	11	Kessel Racing	CHE	Stephen Earle	USA	Erwin Zanotti	ITA	Ferrari 488 GT3 Evo	AM	6	24	10	1:42.199	2.623	0.500	152.1
20	91	Baron Motorsport	AUT	Ernst Kirchmavr	AUT	Philipp Baron	AUT	Ferrari 488 GT3 Evo	AM	7	20	6	1:42.294	2.718	0.095	151.9
21	17	Antonelli Motorsport	ITA	Florian Scholze	DEU	Marco Antonelli	ITA	Mercedes AMG GT3 - 2022	AM	8	21	6	1:42.527	2.951	0.233	151.6
22	8	Il Barone Rampante	ITA	Guiseppe Cipriani	ITA		ITA	Lamborghini Huracan GT3 EVO	AM	9	15	7	1:42.740	3.164	0.213	151.3
23	19	Oregon Team	ITA	Kevin Gilardoni	CHE	Glenn Van Berlo	NLD	Lamborghini Huracan GT3 EVO MY2022	PRO	4	25	12	1:43.079	3.503	0.339	150.8
24	3	Aust Motorsport	DEU	Dino Steiner	DEU	Max Hofer	AUT	Audi R8 LMS GT3 evo II	PROAM	11	2	2	3:00.832	1:21.256	1:17.753	85.9

**\* PENALTIES**

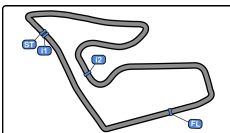
- CAR 5 TIME 1:42.760 DELETED TRACK LIMITS AT T 9
- CAR 18 TIME 1:40.481 DELETED TRACK LIMITS AT T 1
- CAR 777 TIME 1:40.507 DELETED TRACK LIMITS AT T 9
- CAR 19 TIME 1:42.980 DELETED TRACK LIMITS AT T 1
- CAR 11 TIME 1:43.373 DELETED TRACK LIMITS AT T 9
- CAR 17 TIME 1:43.365 DELETED TRACK LIMITS AT T 9
- CAR 8 TIME 1:42.706 DELETED TRACK LIMITS AT T 1

Published at:.....

Track Temp: 16.5 °C Air Temp: 14.0 °C Humidity: 90 % Track Status: WET

<b>Stewards:</b>	<b>Race Director:</b>	<b>Timekeeper:</b> Luis Angel García Nuñez <i>[Signature]</i> JOB/I-0030-ESP
------------------	-----------------------	--





**Red Bull Ring**  
**International GT Open**  
**Free Practice - 2**



Red Bull Ring 4.318 m.

**Provisional Results by Class**

- CAR 17 TIME 1:43.729 DELETED TRACK LIMITS AT T 10
- CAR 63 TIME 1:51.129 DELETED TRACK LIMITS AT T 1
- CAR 786 TIME 1:51.723 DELETED TRACK LIMITS AT T 9
- CAR 8 TIME 1:43.300 DELETED TRACK LIMITS AT T 10
- CAR 63 TIME 1:52.089 DELETED TRACK LIMITS AT T 1
- CAR 133 TIME 1:47.429 DELETED TRACK LIMITS AT T 1
- CAR 777 TIME 1:43.641 DELETED TRACK LIMITS AT T 1
- CAR 182 TIME 1:48.142 DELETED TRACK LIMITS AT T 9
- CAR 786 TIME 1:49.942 DELETED TRACK LIMITS AT T 9
- CAR 182 TIME 1:46.929 DELETED TRACK LIMITS AT T 9
- CAR 54 TIME 1:48.777 DELETED TRACK LIMITS AT T 9
- CAR 33 TIME 1:44.340 DELETED TRACK LIMITS AT T 9

Published at:.....

Track Temp: 16.5 °C Air Temp: 14.0 °C Humidity: 90 % Track Status: WET

**Stewards:**

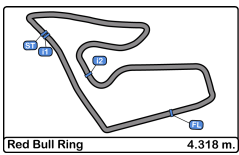
**Race Director:**

**Timekeeper:**

Luis Angel García Nuñez

JOB/I-0030-ESP





**Red Bull Ring**  
**International GT Open**  
**Free Practice - 2**  
**Lap Analysis**



**3** Dino Steiner Audi R8 LMS GT3 evo II **9** Janine Shoffner Mercedes AMG GT3 - 2022  
 PROAM Max Hofer Aust Motorsport PROAM Moritz Kranz GetSpeed Performance

Lap	D	Time	Sector 1	Sector 2	Sector 3	T. Spd	Elapsed	Lap	D	Time	Sector 1	Sector 2	Sector 3	T. Spd	Elapsed
1		15:17:23.791 P	15:15:47.989	48.855	46.947	161.1	15:17:23.791	1		15:17:28.503	15:16:06.276	49.515	32.712	166.6	15:17:28.503
2		3:00.832 P	1:29.475	51.152	40.205	199.2	15:20:24.623	2		1:43.184	25.305	45.639	32.240	207.2	15:19:11.687

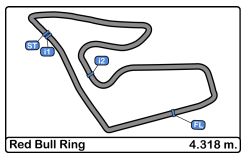
**5** Stanislaw Jedlinski Ferrari 488 GT3 MY 2021  
 AM Krystian Korzeniewski Olimp Racing

Lap	D	Time	Sector 1	Sector 2	Sector 3	T. Spd	Elapsed	Lap	D	Time	Sector 1	Sector 2	Sector 3	T. Spd	Elapsed
1		15:17:12.460	15:15:50.245	49.149	33.066	154.5	15:17:12.460	3		1:41.737	24.792	44.816	32.129	220.8	15:20:53.424
2		4:42.760	25.197	45.068	32.495	206.5	15:18:55.220	4		1:42.178	24.469	45.116	32.593	225.4	15:22:35.602
3		1:56.506	24.481	58.269	33.756	227.3	15:20:51.726	5		1:41.584	24.746	45.067	31.771	221.7	15:24:17.186
4		1:45.980	24.357	44.847	36.776	223.1	15:22:37.706	6		1:41.182	24.408	44.787	31.987	228.8	15:25:58.368
5		1:42.191	25.330	44.648	32.213	228.8	15:24:19.897	7		1:41.124	24.556	44.771	31.797	229.7	15:27:39.492
6		1:40.623	24.176	44.776	31.671	232.2	15:26:00.520	8		1:45.081 P	24.545	44.665	35.871	229.7	15:29:24.573
7		1:40.615	24.159	44.406	32.050	232.7	15:27:41.135	9		3:22.825	1:53.713	53.021	36.091	162.4	15:32:47.398
8		1:46.266 P	24.285	45.269	36.712	233.2	15:29:27.401	10		1:47.871	25.573	48.217	34.081	214.7	15:34:35.269
9		5:21.787	4:02.813	44.863	34.111	216.0	15:34:49.188	11		1:44.818	24.916	46.622	33.280	226.4	15:36:20.087
10		1:40.596	24.178	44.749	31.669	232.7	15:36:29.784	12		2:10.067 P	24.798	47.909	57.360	227.8	15:38:30.154
11		2:14.032 P	24.357	47.220	1:02.455	221.3	15:38:43.816	13		5:05.877	3:44.485	47.185	34.207	220.8	15:43:36.031
12		8:44.336	6:58.968	1:04.678	40.690	116.7	15:47:28.152	14		1:45.181	24.915	46.919	33.347	225.0	15:45:21.212
13		2:16.077	30.053	1:02.390	43.634	158.3	15:49:44.229	15		1:48.442	25.339	49.189	33.914	171.7	15:47:09.654
14		2:12.132	33.378	59.548	39.206	171.7	15:51:56.361	16		1:46.363	25.772	46.305	34.286	207.2	15:48:56.017
15		2:00.973	27.475	52.430	41.068	175.3	15:53:57.334	17		1:54.977 P	25.789	47.889	41.299	187.5	15:50:50.994
16		2:51.496 P	28.168	1:21.244	1:02.084	146.1	15:56:48.830	18		2:04.140	41.546	47.486	35.108	201.1	15:52:55.134
17		10:56.115	9:20.521	56.891	38.703	145.1	16:07:44.945	19		2:02.675 P	26.056	52.626	43.993	186.5	15:54:57.809
18		2:06.280	29.206	56.906	40.168	150.2	16:09:51.225	20		12:03.133	10:45.118	45.762	32.253	199.2	16:07:00.942
19		1:57.901	27.098	51.178	39.625	178.8	16:11:49.126	21		1:42.365	25.077	45.082	32.206	221.3	16:08:43.307
20		2:22.874 P	30.946	57.972	53.956	156.2	16:14:12.000	22		1:41.890	24.727	44.909	32.254	227.3	16:10:25.197

**8** Guiseppe Cipriani Lamborghini Huracan GT3 EVO  
 AM Il Barone Rampante

Lap	D	Time	Sector 1	Sector 2	Sector 3	T. Spd	Elapsed	Lap	D	Time	Sector 1	Sector 2	Sector 3	T. Spd	Elapsed
1		15:27:06.394	15:25:40.087	50.388	35.919	160.9	15:27:06.394	11		1:50.565 P	24.455	45.780	40.330	223.1	15:35:14.931
2		1:46.590	26.082	47.624	32.884	208.8	15:28:52.984	12		4:43.335 P	2:49.800	1:03.291	50.244	126.4	15:39:58.266
3		1:43.992	24.781	46.462	32.749	222.6	15:30:36.976	13		3:16.582	1:49.170	52.839	34.573	174.7	15:43:14.848
4		4:42.706	24.874	45.616	32.216	225.4	15:32:19.682	14		1:50.349	25.646	50.110	34.593	183.0	15:45:05.197
5		1:49.536 P	25.233	46.094	38.209	206.8	15:34:09.218	15		1:49.865	25.492	48.901	35.472	193.8	15:46:55.062
6		10:44.602	9:23.516	48.388	32.698	196.0	15:44:53.820	16		1:51.183	25.675	51.082	34.426	181.5	15:48:46.245
7		1:42.740	25.135	45.475	32.130	224.0	15:46:36.560	17		1:51.613	25.598	50.647	35.368	195.6	15:50:37.858
8		1:43.076	24.944	45.938	32.194	225.9	15:48:19.636	18		1:50.973	26.072	50.528	34.373	193.2	15:52:28.831
9		4:43.300	24.728	44.794	33.778	224.5	15:50:02.936	19		1:57.249 P	25.158	47.978	44.113	197.4	15:54:26.080
10		1:44.973	25.034	46.691	33.248	222.2	15:51:47.909	20		13:01.638	11:32.646	54.528	34.464	140.4	16:07:27.718
11		1:53.445 P	25.180	46.980	41.285	198.8	15:53:41.354	21		1:48.378	26.267	47.276	34.835	189.4	16:09:16.096
12		15:08.477	13:47.545	47.739	33.193	178.5	16:08:49.831	22		1:46.188	25.921	47.372	32.895	200.7	16:11:02.284
13		1:42.954	25.282	45.313	32.359	207.2	16:10:32.785	23		1:44.675	25.435	46.827	32.413	201.4	16:12:46.959
14		1:43.026	24.954	45.517	32.555	214.2	16:12:15.811	24		2:03.600 P	25.106	49.031	49.463	211.7	16:14:50.559
15		2:20.810 P	24.880	1:02.930	53.000	219.9	16:14:36.621								





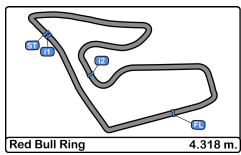
**Red Bull Ring**  
**International GT Open**  
**Free Practice - 2**  
**Lap Analysis**



15							18											
PROAM			Mario Hirsch				Mercedes AMG GT3 - 2021			PROAM*			Reema Juffali					
AM			Dominik Schraml				Twin Busch by equipe Vitesse			Adam Christodoulou			Theeba Motorsport					
Lap	D	Time	Sector 1	Sector 2	Sector 3	T. Spd	Elapsed	Lap	D	Time	Sector 1	Sector 2	Sector 3	T. Spd	Elapsed			
1		15:17:33.346	15:16:05.106	52.752	35.488	154.7	15:17:33.346	1		15:17:05.205	15:15:46.497	46.159	32.549	184.3	15:17:05.205			
2		1:45.491	26.059	46.781	32.651	188.8	15:19:18.837	2		1:42.396	24.446	46.491	31.459	195.6	15:18:47.601			
3		1:42.794	24.996	45.423	32.375	211.7	15:21:01.631	3		1:40.282	24.400	44.427	31.455	227.3	15:20:27.883			
4		1:42.678	25.068	45.595	32.015	204.1	15:22:44.309	4		1:40.631	24.228	44.975	31.428	229.2	15:22:08.514			
5		1:48.387	25.404	50.982	32.001	189.1	15:24:32.696	5		<del>1:40.484</del>	24.686	44.547	31.248	227.8	15:23:48.995			
6		1:41.357	24.407	45.246	31.704	227.8	15:26:14.053	6		1:39.763	24.269	44.221	31.273	230.2	15:25:28.758			
7		1:41.113	24.543	44.880	31.690	228.3	15:27:55.166	7		1:45.261 P	24.250	44.451	36.560	229.2	15:27:14.019			
8		1:41.316	24.524	44.620	32.172	225.4	15:29:36.482	8		3:14.985	1:54.108	47.751	33.126	187.5	15:30:29.004			
9		1:47.528 P	24.552	44.843	38.133	229.2	15:31:24.010	9		1:44.295	24.676	47.156	32.463	226.4	15:32:13.299			
10		7:17.510 P	5:29.964	45.887	1:01.659	226.4	15:38:41.520	10		1:41.996	24.496	45.570	31.930	230.2	15:33:55.295			
11		5:23.003	4:02.749	47.111	33.143	208.0	15:44:04.523	11		1:42.931	24.935	45.572	32.424	230.2	15:35:38.226			
12		1:43.082	24.943	45.588	32.551	192.8	15:45:47.605	12		1:41.967	24.600	45.259	32.108	229.7	15:37:20.193			
13		1:41.880	24.693	44.983	32.204	228.3	15:47:29.485	13		2:19.281 P	25.497	1:08.134	45.650	207.2	15:39:39.474			
14		1:54.596 P	25.602	45.303	43.691	227.3	15:49:24.081	14		5:35.459	4:13.782	48.822	32.855	176.4	15:45:14.933			
15		2:04.014 P	40.416	45.052	38.546	220.4	15:51:28.095	15		1:44.135	25.150	46.306	32.679	226.4	15:46:59.068			
16		16:05.765	14:45.250	46.696	33.819	184.3	16:07:33.860	16		1:44.607	24.807	47.104	32.696	229.2	15:48:43.675			
17		2:24.852	25.013	1:12.762	47.077	178.2	16:09:58.712	17		1:53.797 P	24.767	46.473	42.557	210.9	15:50:37.472			
18		1:47.529	25.647	48.814	33.068	184.3	16:11:46.241	<b>19</b>							Kevin Gilardoni		Lamborghini Huracan GT3 EVO MY2022	
19		1:41.904	24.733	45.038	32.133	218.1	16:13:28.145	PRO			Glenn Van Berlo			Oregon Team				
20		2:24.334 P	29.371	53.052	1:01.911	133.3	16:15:52.479	Lap	D	Time	Sector 1	Sector 2	Sector 3	T. Spd	Elapsed			
<b>17</b>							Mercedes AMG GT3 - 2022											
AM			Florian Scholze				Antonelli Motorsport			1								
AM			Marco Antonelli				Antonelli Motorsport			2								
Lap	D	Time	Sector 1	Sector 2	Sector 3	T. Spd	Elapsed	Lap	D	Time	Sector 1	Sector 2	Sector 3	T. Spd	Elapsed			
1		15:18:39.265 P	15:16:46.559	1:08.905	43.801	168.2	15:18:39.265	1		15:18:00.843	15:16:32.928	52.604	35.311	158.1	15:18:00.843			
2		2:49.945	1:30.585	46.398	32.962	217.7	15:21:29.210	2		1:50.552	27.345	48.770	34.437	192.1	15:19:51.395			
3		1:44.217	25.001	46.617	32.599	222.2	15:23:13.427	3		1:51.090	25.565	51.921	33.604	204.9	15:21:42.485			
4		1:42.723	24.794	45.573	32.356	224.0	15:24:56.150	4		1:46.572	25.348	48.166	33.058	213.4	15:23:29.057			
5		1:42.839	24.754	46.010	32.075	224.0	15:26:38.989	5		1:44.311	25.265	46.265	32.781	224.5	15:25:13.368			
6		1:42.527	24.669	45.460	32.398	225.0	15:28:21.516	6		1:44.623	25.511	46.499	32.613	224.0	15:26:57.991			
7		1:46.872	24.877	49.585	32.410	225.0	15:30:08.388	7		<del>1:42.980</del>	24.990	45.566	32.424	224.5	15:28:40.971			
8		<del>1:43.365</del>	24.735	45.773	32.857	225.0	15:31:51.753	8		1:43.453	24.814	45.817	32.822	227.3	15:30:24.424			
9		1:50.161 P	24.731	45.545	39.885	224.5	15:33:41.914	9		1:44.286	25.440	45.886	32.960	224.5	15:32:08.710			
10		4:53.844 P	3:04.544	46.942	1:02.358	224.0	15:38:35.758	10		1:43.604	25.266	45.578	32.760	225.4	15:33:52.314			
11		4:24.901	3:05.539	46.648	32.714	222.2	15:43:00.659	11		1:43.328	25.158	45.679	32.491	224.5	15:35:35.642			
12		<del>1:43.729</del>	24.703	45.419	33.607	225.4	15:44:44.388	12		1:43.079	25.123	45.408	32.548	226.8	15:37:18.721			
13		1:42.889	24.755	45.629	32.505	220.4	15:46:27.277	13		2:12.080 P	25.126	46.573	1:00.381	225.4	15:39:30.801			
14		1:43.301	24.625	45.984	32.692	224.5	15:48:10.578	14		5:00.770	3:41.599	46.186	32.985	219.0	15:44:31.571			
15		1:45.833	26.533	45.901	33.399	220.8	15:49:56.411	15		1:52.300	25.573	53.733	32.994	224.0	15:46:23.871			
16		1:52.530 P	24.977	46.093	41.460	221.7	15:51:48.941	16		1:44.514	25.128	46.248	33.138	224.5	15:48:08.385			
17		4:35.029 P	3:06.115	47.189	41.725	195.2	15:56:23.970	17		1:43.918	24.915	45.516	33.487	223.6	15:49:52.303			
18		11:19.335	9:59.237	46.061	34.037	203.3	16:07:43.305	18		2:02.552 P	25.515	56.943	40.094	181.2	15:51:54.855			
19		1:44.109	25.241	45.815	33.053	219.0	16:09:27.414	19		3:21.067	1:42.342	1:01.402	37.323	135.1	15:55:15.922			
20		1:43.331	25.025	45.374	32.932	220.4	16:11:10.745	20		2:17.971 P	28.853	1:00.363	48.755	138.9	15:57:33.893			
21		3:31.261 P	24.735	45.360	2:21.166	224.5	16:14:42.006	21		10:03.579	8:22.751	1:00.691	40.137	126.3	16:07:37.472			
								22		2:06.208	29.025	1:00.575	36.608	160.7	16:09:43.680			
								23		1:50.169	27.362	48.298	34.509	182.1	16:11:33.849			
								24		1:49.204	25.626	47.127	36.451	210.9	16:13:23.053			
								25		2:21.741 P	31.678	52.820	57.243	171.7	16:15:44.794			







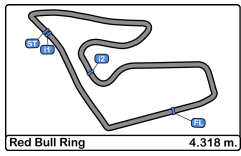
**Red Bull Ring**  
**International GT Open**  
**Free Practice - 2**  
**Lap Analysis**



25 Alexander Hrachowina Mercedes AMG GT3 EVO - 2021							44 Andrew Gilbert McLaren 720 S GT3								
AM Martin Konrad			Mann Filter Team Landgraf				PROAM			Fran Rueda Greystone GT					
Lap	D	Time	Sector 1	Sector 2	Sector 3	T. Spd	Elapsed	Lap	D	Time	Sector 1	Sector 2	Sector 3	T. Spd	Elapsed
1		15:16:51.324	15:15:29.759	47.769	33.796	198.5	15:16:51.324	1		15:17:45.440	15:16:22.180	49.620	33.640	173.6	15:17:45.440
2		1:44.192	24.931	46.432	32.829	220.4	15:18:35.516	2		1:45.834	25.879	47.054	32.901	192.8	15:19:31.274
3		1:43.359	24.729	46.000	32.630	217.7	15:20:18.875	3		1:42.645	24.746	45.834	32.065	225.0	15:21:13.919
4		1:42.234	24.655	45.434	32.145	222.2	15:22:01.109	4		1:44.136	24.577	47.603	31.956	227.3	15:22:58.055
5		1:42.131	24.662	45.315	32.154	225.4	15:23:43.240	5		1:41.001	24.422	44.712	31.867	229.2	15:24:39.056
6		1:41.749	24.446	45.141	32.162	226.4	15:25:24.989	6		1:40.772	24.414	44.617	31.741	229.7	15:26:19.828
7		1:41.503	24.379	45.231	31.893	227.3	15:27:06.492	7		1:47.510 P	24.404	44.998	38.108	229.7	15:28:07.338
8		1:42.024	24.878	45.202	31.944	226.8	15:28:48.516	8		3:04.835	1:45.125	46.896	32.814	201.1	15:31:12.173
9		1:41.472	24.374	45.258	31.840	228.3	15:30:29.988	9		1:44.784	24.767	46.593	33.424	211.7	15:32:56.957
10		1:41.665	24.339	45.442	31.884	227.8	15:32:11.653	10		2:43.224	24.711	46.002	1:32.511	219.9	15:35:40.181
11		1:41.225	24.377	44.896	31.952	227.8	15:33:52.878	11		1:47.085	27.138	46.362	33.585	214.2	15:37:27.266
12		1:41.281	24.543	44.878	31.860	224.0	15:35:34.159	12		2:04.969 P	27.248	52.943	44.778	193.8	15:39:32.235
13		1:47.877 P	24.423	45.065	38.389	227.8	15:37:22.036	13		4:24.519	3:00.359	49.676	34.484	189.4	15:43:56.754
14		6:50.639	5:28.849	48.116	33.674	220.4	15:44:12.675	14		1:46.648	25.450	47.426	33.772	201.4	15:45:43.402
15		1:45.053	25.182	46.481	33.390	225.4	15:45:57.728	15		1:47.748	25.704	47.242	34.802	202.6	15:47:31.150
16		1:44.801	25.250	46.027	33.524	219.9	15:47:42.529	16		2:01.287 P	28.146	50.595	42.546	157.8	15:49:32.437
17		1:46.633	25.040	46.994	34.599	225.4	15:49:29.162	17		17:15.847	15:57.817	45.609	32.421	201.1	16:06:48.284
18		1:45.983	25.437	46.114	34.432	223.6	15:51:15.145	18		1:41.483	24.805	44.655	32.023	223.1	16:08:29.767
19		1:48.371	25.410	46.575	36.386	218.6	15:53:03.516	19		1:42.011	24.788	44.891	32.332	224.5	16:10:11.778
20		1:49.975	26.034	47.842	36.099	199.6	15:54:53.491	20		1:46.949 P	24.655	44.902	37.392	225.0	16:11:58.727
21		2:07.259 P	27.492	52.655	47.112	164.3	15:57:00.750	21		3:20.428 P	1:51.226	48.224	40.978	204.5	16:15:19.155

33 Bernhard Laber Mercedes AMG GT3 EVO - 2021							54 Dexter Müller Mercedes AMG GT3 - 2020								
PROAM Alain Valente			Team GT				PROAM Yannick Mettler			SPS Automotive Performance					
Lap	D	Time	Sector 1	Sector 2	Sector 3	T. Spd	Elapsed	Lap	D	Time	Sector 1	Sector 2	Sector 3	T. Spd	Elapsed
1		15:16:51.942	15:15:32.044	47.228	32.670	191.8	15:16:51.942	1		15:17:37.580	15:16:15.758	48.817	33.005	158.5	15:17:37.580
2		1:42.118	24.742	45.617	31.759	222.6	15:18:34.060	2		1:44.611	26.221	46.369	32.021	183.9	15:19:22.191
3		1:41.299	24.468	44.814	32.017	225.4	15:20:15.359	3		1:42.785	24.854	46.470	31.461	219.0	15:21:04.976
4		1:40.107	24.312	44.287	31.508	226.4	15:21:55.466	4		1:41.427	24.462	45.110	31.855	227.8	15:22:46.403
5		1:40.703	24.468	44.368	31.867	226.8	15:23:36.169	5		1:43.577	24.793	45.246	33.538	214.2	15:24:29.980
6		1:41.082	24.402	44.339	32.341	229.2	15:25:17.251	6		1:42.103	24.828	45.582	31.693	225.9	15:26:12.083
7		1:43.358	24.467	44.768	34.123	228.8	15:27:00.609	7		1:39.847	24.414	44.165	31.268	228.8	15:27:51.930
8		1:40.826	24.640	44.432	31.754	228.8	15:28:41.435	8		1:44.893 P	24.457	44.660	35.776	228.3	15:29:36.823
9		1:45.311 P	24.506	44.689	36.116	229.2	15:30:26.746	9		5:17.909	4:01.746	44.778	31.385	226.4	15:34:54.732
10		5:49.086	4:15.937	54.564	38.585	147.1	15:36:15.832	10		1:40.057	24.401	44.235	31.421	229.7	15:36:34.789
11		2:02.643 P	25.906	48.554	48.183	194.5	15:38:18.475	11		2:10.757 P	24.472	45.842	1:00.443	229.7	15:38:45.546
12		5:12.344	3:46.786	50.204	35.354	160.7	15:43:30.819	12		9:01.141	7:38.626	48.668	33.847	170.8	15:47:46.687
13		1:48.414	26.480	47.315	34.619	186.5	15:45:19.233	13		1:47.689	25.579	47.942	34.168	202.6	15:49:34.376
14		1:49.447	26.287	48.956	34.204	173.3	15:47:08.680	14		1:46.285	25.414	46.549	34.322	210.9	15:51:20.661
15		1:46.548	25.549	46.320	34.679	198.8	15:48:55.228	15		1:48.777	25.826	47.337	35.614	199.2	15:53:09.438
16		1:48.795	25.752	47.627	35.416	198.5	15:50:44.023	16		1:48.177	26.584	47.297	34.296	183.0	15:54:57.615
17		1:49.407	25.774	47.617	36.016	194.2	15:52:33.430	17		2:06.930 P	25.981	54.178	46.771	193.5	15:57:04.545
18		1:49.982	25.852	47.767	36.363	192.5	15:54:23.412	18		10:20.606 P	8:45.332	50.419	44.855	144.7	16:07:25.151
19		1:57.194 P	25.618	48.288	43.288	188.1	15:56:20.606	19		2:14.878 P	45.429	50.821	38.628	189.1	16:09:40.029
20		11:28.037	10:06.629	45.981	35.427	210.1	16:07:48.643	20		2:18.817	1:02.288	44.798	31.731	213.8	16:11:58.846
21		1:44.340	25.389	46.698	32.253	194.5	16:09:32.983	21		1:52.538 P	25.027	45.025	42.486	208.4	16:13:51.384
22		1:42.336	25.175	44.963	32.198	213.0	16:11:15.319								
23		1:41.014	24.597	44.452	31.965	225.0	16:12:56.333								
24		1:55.051 P	25.005	47.621	42.425	191.8	16:14:51.384								





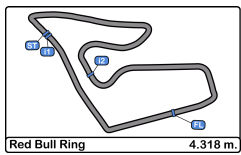
**Red Bull Ring**  
**International GT Open**  
**Free Practice - 2**  
**Lap Analysis**



55							72							
Laurent De Meeus							Ferrari 488 GT3 Evo							
AM* Johnny Mowlem							PRO AF Corse							
Lap	D	Time	Sector 1	Sector 2	Sector 3	T. Spd	Lap	D	Time	Sector 1	Sector 2	Sector 3	T. Spd	Elapsed
1		15:17:42.593	15:16:15.469	53.278	33.846	152.9	15:17:42.593	1	15:16:56.854	15:15:34.795	48.692	33.367	187.1	15:16:56.854
2		1:45.613	26.092	46.885	32.636	182.7	15:19:28.206	2	1:45.040	26.370	46.460	32.210	194.5	15:18:41.894
3		1:43.566	25.577	45.876	32.113	191.8	15:21:11.772	3	1:43.261	24.905	45.590	32.766	225.0	15:20:25.155
4		1:41.963	24.612	45.718	31.633	213.8	15:22:53.735	4	1:41.745	24.797	45.107	31.841	226.4	15:22:06.900
5		1:41.482	24.552	45.090	31.840	219.5	15:24:35.217	5	1:45.600	P 24.846	45.152	35.602	227.3	15:23:52.500
6		1:41.363	24.535	44.966	31.862	230.7	15:26:16.580	6	5:47.000	4:22.284	45.556	39.160	225.4	15:29:39.500
7		1:47.605	P 25.179	45.492	36.934	206.8	15:28:04.185	7	1:42.315	24.956	45.150	32.209	227.3	15:31:21.815
8		4:32.410	3:15.096	45.778	31.536	203.0	15:32:36.595	8	1:42.084	24.901	45.088	32.095	227.8	15:33:03.899
9		1:40.829	24.393	44.856	31.580	231.7	15:34:17.424	9	1:44.981	P 24.858	44.681	35.442	227.3	15:34:48.880
10		<b>1:40.627</b>	24.509	44.685	<b>31.433</b>	223.6	15:35:58.051	10	3:01.321	P 1:34.895	44.709	41.717	226.8	15:37:50.201
11		1:46.340	P 24.400	44.668	37.272	230.7	15:37:44.391	11	4:57.366	3:41.337	44.330	31.699	224.5	15:42:47.567
12		5:21.696	4:03.452	46.336	31.908	205.3	15:43:06.087	12	<b>1:40.500</b>	24.752	<b>44.135</b>	31.613	222.2	15:44:28.067
13		1:40.881	24.550	<b>44.546</b>	31.785	231.7	15:44:46.968	13	1:40.771	24.733	44.458	<b>31.580</b>	218.6	15:46:08.838
14		1:41.199	<b>24.350</b>	44.999	31.850	231.2	15:46:28.167	14	1:43.445	P <b>24.492</b>	44.135	34.818	227.3	15:47:52.283
15		1:40.976	24.423	44.788	31.765	229.7	15:48:09.143	15	2:46.837	1:25.666	46.318	34.853	192.8	15:50:39.120
16		1:48.588	P 25.632	45.290	37.666	225.4	15:49:57.731	16	1:47.729	25.906	47.334	34.489	183.6	15:52:26.849
17		3:49.192	2:23.765	49.826	35.601	156.9	15:53:46.923	17	1:46.324	25.656	45.886	34.782	209.7	15:54:13.173
18		1:49.490	26.325	47.811	35.354	183.6	15:55:36.413	18	1:57.543	P 25.711	49.442	42.390	194.9	15:56:10.716
19		2:09.347	P 28.420	54.388	46.539	141.3	15:57:45.760	19	13:44.689	12:23.452	46.388	34.849	200.3	16:09:55.405
20		9:21.974	7:59.383	48.217	34.374	161.6	16:07:07.734	20	1:46.034	25.785	46.948	33.301	197.4	16:11:41.439
21		1:47.129	26.194	47.092	33.843	181.8	16:08:54.863	21	1:44.561	25.332	45.343	33.886	209.7	16:13:26.000
22		1:48.146	25.699	48.193	34.254	192.5	16:10:43.009	22	2:23.501	P 29.754	54.020	59.727	138.9	16:15:49.501
23		1:45.294	25.397	46.247	33.650	191.1	16:12:28.303							
24		2:03.944	P 25.301	46.078	52.565	204.9	16:14:32.247							

63							73							
Benjamin Hites							Roman Zieman							
PRO Leonardo Pulcini							PROAM Axcil Jefferies							
Lap	D	Time	Sector 1	Sector 2	Sector 3	T. Spd	Lap	D	Time	Sector 1	Sector 2	Sector 3	T. Spd	Elapsed
1		15:18:23.331	15:16:49.395	56.920	37.016	150.6	15:18:23.331	1	15:17:12.070	15:15:46.229	52.339	33.502	170.3	15:17:12.070
2		1:53.771	26.612	50.801	36.358	167.1	15:20:17.102	2	1:53.752	25.245	53.505	35.002	207.6	15:19:05.822
3		2:04.021	27.921	55.878	40.222	179.4	15:22:21.123	3	1:45.153	24.607	48.076	32.470	216.4	15:20:50.975
4		2:07.694	29.903	54.449	43.342	149.1	15:24:28.817	4	1:44.153	24.576	46.510	33.067	224.5	15:22:35.128
5		1:47.261	25.317	49.180	32.764	219.5	15:26:16.078	5	1:43.485	24.719	46.386	32.380	224.5	15:24:18.613
6		1:43.019	24.949	45.604	32.466	227.3	15:27:59.097	6	1:43.113	24.685	46.403	32.025	227.8	15:26:01.726
7		1:42.137	24.789	44.910	32.438	227.3	15:29:41.234	7	1:43.183	24.617	46.673	31.893	227.8	15:27:44.909
8		1:46.453	P 24.701	44.975	36.777	227.8	15:31:27.687	8	1:49.109	P 24.420	46.172	38.517	227.3	15:29:34.018
9		3:30.183	2:12.282	45.420	32.481	226.8	15:34:57.870	9	3:59.757	2:38.232	48.867	32.658	222.6	15:33:33.775
10		<b>1:41.407</b>	<b>24.575</b>	<b>44.727</b>	32.105	228.3	15:36:39.277	10	1:42.439	<b>24.283</b>	45.408	32.748	223.1	15:35:16.214
11		2:09.221	P 24.599	45.830	58.792	228.8	15:38:48.498	11	1:42.530	24.607	45.520	32.403	227.3	15:36:58.744
12		4:48.911	3:31.175	45.590	32.146	225.0	15:43:37.409	12	1:53.263	P 24.416	48.810	40.037	226.4	15:38:52.007
13		<del>1:51.429</del>	24.794	51.656	34.679	227.8	15:45:28.538	13	7:24.614	6:01.157	48.751	34.706	159.7	15:46:16.621
14		1:48.960	24.664	52.265	<b>32.031</b>	226.8	15:47:17.498	14	1:46.056	25.113	46.663	34.280	213.8	15:48:02.677
15		1:42.479	24.680	44.830	32.969	226.4	15:48:59.977	15	1:45.523	25.051	46.376	34.096	221.7	15:49:48.200
16		<del>1:52.009</del>	P 25.087	46.892	40.110	224.5	15:50:52.066	16	1:48.459	25.695	48.107	34.657	221.7	15:51:36.659
17		3:09.341	1:45.138	48.652	35.551	175.3	15:54:01.407	17	1:45.276	25.393	45.963	33.920	216.4	15:53:21.935
18		1:49.527	26.994	48.988	33.545	144.9	15:55:50.934	18	1:46.069	24.971	46.867	34.231	201.4	15:55:08.004
19		2:01.679	P 27.848	48.003	45.828	146.3	15:57:52.613	19	1:59.850	P 26.179	47.587	46.084	182.4	15:57:07.854
20		9:26.711	8:01.937	48.618	36.156	144.9	16:07:19.324	20	9:45.620	8:25.649	47.547	32.424	182.7	16:06:53.474
21		1:46.977	26.413	46.831	33.733	187.1	16:09:06.301	21	1:43.339	25.087	46.245	32.007	215.5	16:08:36.813
22		1:46.683	26.083	47.571	33.029	187.1	16:10:52.984	22	<b>1:41.699</b>	24.607	<b>45.222</b>	<b>31.870</b>	224.0	16:10:18.512
23		1:45.150	26.157	46.344	32.649	199.6	16:12:38.134	23	1:48.235	25.752	50.132	32.351	191.4	16:12:06.747
24		2:00.396	P 25.502	45.770	49.124	206.8	16:14:38.530	24	2:07.835	P 24.460	47.862	55.513	224.0	16:14:14.582





**Red Bull Ring**  
**International GT Open**  
**Free Practice - 2**  
**Lap Analysis**



91 Ernst Kirchmavr Ferrari 488 GT3 Evo							182 Willem Van der Vorm Ferrari 488 GT3 Evo MY 2020								
AM Philipp Baron			Baron Motorsport				PROAM			Michele Rugolo AF Corse					
Lap	D	Time	Sector 1	Sector 2	Sector 3	T. Spd	Elapsed	Lap	D	Time	Sector 1	Sector 2	Sector 3	T. Spd	Elapsed
1		15:18:08.022	15:16:43.282	50.331	34.409	151.0	15:18:08.022	1		15:17:24.347	15:15:57.446	53.144	33.757	159.5	15:17:24.347
2		1:46.229	25.962	47.410	32.857	195.6	15:19:54.251	2		1:47.632	26.169	47.157	34.306	198.1	15:19:11.979
3		1:44.519	25.795	46.086	32.638	201.4	15:21:38.770	3		1:47.366	26.353	47.056	33.957	187.8	15:20:59.345
4		1:43.320	25.336	45.738	32.246	205.3	15:23:22.090	4		1:41.662	24.706	45.190	31.766	225.4	15:22:41.007
5		1:42.646	24.906	45.424	32.316	206.5	15:25:04.736	5		1:50.185 P	27.339	44.794	38.052	210.9	15:24:31.192
6		1:42.294	24.929	45.212	32.153	218.1	15:26:47.030	6		9:38.877	8:13.018	49.360	36.499	187.1	15:34:10.069
7		1:49.920 P	24.741	47.015	38.164	220.8	15:28:36.950	7		1:39.988	24.228	44.433	31.327	227.8	15:35:50.057
8		4:31.513 P	2:57.643	51.637	42.233	165.3	15:33:08.463	8		1:40.098	24.283	44.305	31.510	228.8	15:37:30.155
9		3:04.642	1:39.658	50.101	34.883	151.8	15:36:13.105	9		2:05.654 P	26.887	53.821	44.946	177.9	15:39:35.809
10		2:01.749 P	24.800	50.646	46.303	214.7	15:38:14.854	10		3:49.527	2:25.629	49.334	34.564	187.5	15:43:25.336
11		6:11.812	4:46.773	50.545	34.494	189.1	15:44:26.666	11		1:48.345	27.250	48.106	32.989	169.2	15:45:13.681
12		1:44.152	24.868	45.482	33.802	225.4	15:46:10.818	12		1:46.671	25.227	46.871	34.573	206.1	15:47:00.352
13		1:43.237	24.531	45.738	32.968	232.2	15:47:54.055	13		1:46.977	26.285	46.756	33.936	200.7	15:48:47.329
14		1:48.042	24.487	46.064	37.491	231.2	15:49:42.097	14		1:48.142	25.895	47.948	34.299	211.3	15:50:35.471
15		2:05.041 P	27.516	54.419	43.106	160.0	15:51:47.138	15		1:46.929	25.617	46.648	34.664	224.5	15:52:22.400
16		2:52.101	1:31.622	46.270	34.209	192.8	15:54:39.239	16		1:46.747	25.371	46.508	34.868	211.7	15:54:09.147
17		2:12.023 P	25.351	45.945	1:00.727	204.1	15:56:51.262	17		2:06.598 P	26.946	51.523	48.129	154.9	15:56:15.745
18		11:29.771 P	10:04.215	46.915	38.641	180.6	16:08:21.033	18		15:03.618	13:40.429	49.116	34.073	192.5	16:11:19.363
19		4:05.462 P	2:24.738	57.400	43.324	130.1	16:12:26.495	19		1:46.114	25.627	46.922	33.565	206.8	16:13:05.477
20		3:29.094 P	1:35.015	51.909	1:02.170	158.3	16:15:55.589	20		2:37.367 P	29.541	1:11.621	56.205	156.0	16:15:42.844

133 Murat Ruhi Cuhadaroglu Ferrari 488 GT3 Evo							630 Heiko Neumann Mercedes AMG GT3 2021								
PROAM David Fumanelli			Kessel Racing				AM			Timo Rumpfkeil Motopark					
Lap	D	Time	Sector 1	Sector 2	Sector 3	T. Spd	Elapsed	Lap	D	Time	Sector 1	Sector 2	Sector 3	T. Spd	Elapsed
1		15:17:41.566	15:16:10.077	55.557	35.932	127.2	15:17:41.566	1		15:19:43.461 P	15:18:08.947	51.560	42.954	130.4	15:19:43.461
2		1:51.656	27.148	49.123	35.385	151.2	15:19:33.222	2		2:03.453	44.405	46.506	32.542	214.2	15:21:46.914
3		1:43.969	25.249	46.566	32.154	184.3	15:21:17.191	3		1:43.081	24.954	45.523	32.604	225.9	15:23:29.995
4		1:42.350	24.892	45.762	31.696	197.0	15:22:59.541	4		1:43.532	24.566	46.485	32.481	216.0	15:25:13.527
5		1:42.001	24.690	45.731	31.580	207.6	15:24:41.542	5		1:42.520	24.970	45.427	32.123	226.4	15:26:56.047
6		1:40.877	24.350	44.965	31.562	219.9	15:26:22.419	6		1:42.810	25.647	44.926	32.237	225.4	15:28:38.857
7		1:40.637	24.181	44.670	31.786	229.7	15:28:03.056	7		1:41.346	24.439	44.849	32.058	229.2	15:30:20.203
8		1:40.411	24.158	44.644	31.609	230.7	15:29:43.467	8		1:40.708	24.369	44.573	31.766	225.0	15:32:00.911
9		1:49.773 P	24.656	46.590	38.527	208.0	15:31:33.240	9		1:40.533	24.398	44.620	31.515	228.3	15:33:41.444
10		2:55.183	1:36.016	44.579	34.588	213.4	15:34:28.423	10		1:40.943	24.300	44.781	31.862	228.3	15:35:22.387
11		1:40.575	24.189	44.780	31.606	232.2	15:36:08.998	11		1:40.748	24.651	44.301	31.796	229.2	15:37:03.135
12		1:49.419 P	24.144	44.701	40.574	231.7	15:37:58.417	12		2:26.283 P	24.369	59.382	1:02.532	214.7	15:39:29.418
13		5:56.852	4:30.738	51.294	34.820	196.0	15:43:55.269	13		4:32.861	3:08.525	49.793	34.543	200.7	15:44:02.279
14		1:45.388	25.708	46.358	33.322	211.7	15:45:40.657	14		1:47.022	25.403	46.956	34.663	224.0	15:45:49.301
15		1:45.490	25.364	45.877	34.249	216.8	15:47:26.147	15		1:45.391	25.199	46.494	33.698	223.6	15:47:34.692
16		1:46.748	25.067	48.364	33.317	214.7	15:49:12.895	16		1:49.988	25.300	50.284	34.404	177.9	15:49:24.680
17		1:47.429	26.388	46.863	34.178	211.7	15:51:00.324	17		1:45.939	25.289	46.290	34.360	227.3	15:51:10.619
18		1:46.076	25.287	46.231	34.558	201.1	15:52:46.400	18		1:46.631	25.173	46.868	34.590	218.1	15:52:57.250
19		2:01.789 P	26.570	48.442	46.777	180.3	15:54:48.189	19		1:50.748	26.142	49.520	35.086	162.8	15:54:47.998
20		14:26.191	13:07.291	46.477	32.423	176.7	16:09:14.380	20		7:28.991 P	25.374	6:12.288	51.329	166.9	16:02:16.989
21		1:42.246	24.575	45.323	32.348	212.1	16:10:56.626	21		5:57.698	4:33.009	48.868	35.821	186.5	16:08:14.687
22		1:43.532	24.720	46.453	32.359	199.2	16:12:40.158	22		1:48.376	26.029	47.475	34.872	207.2	16:10:03.063
23		2:04.162 P	24.908	51.940	47.314	216.0	16:14:44.320	23		1:47.946	25.519	47.937	34.490	208.8	16:11:51.009
24								24		1:59.149 P	25.904	46.173	47.072	210.1	16:13:50.158





**Red Bull Ring**  
**International GT Open**  
**Free Practice - 2**  
**Lap Analysis**

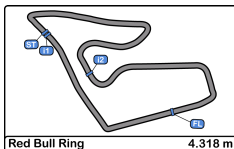


777							911								
PROAM			Karol Basz				Olimp Racing			PRO					
Lap	D	Time	Sector 1	Sector 2	Sector 3	T. Spd	Elapsed	Lap	D	Time	Sector 1	Sector 2	Sector 3	T. Spd	Elapsed
1		15:16:54.372	15:15:34.469	47.506	32.397	189.8	15:16:54.372	1		15:17:07.226	15:15:41.771	50.704	34.751	175.6	15:17:07.226
2		1:46.968 P	24.460	45.393	37.115	208.0	15:18:41.340	2		1:44.125	25.344	46.245	32.536	203.0	15:18:51.351
3		3:41.474	2:20.504	48.839	32.131	193.5	15:22:22.814	3		1:43.613	25.631	45.810	32.172	212.5	15:20:34.964
4		1:40.585	24.382	44.894	31.309	230.7	15:24:03.399	4		1:48.270 P	24.831	45.866	37.573	213.8	15:22:23.234
5		<del>1:40.507</del>	24.599	44.554	31.354	231.7	15:25:43.906	5		2:38.136	1:20.732	45.475	31.929	219.9	15:25:01.370
6		<b>1:39.576</b>	<b>24.123</b>	44.399	<b>31.054</b>	232.7	15:27:23.482	6		1:41.459	24.622	45.036	31.801	226.8	15:26:42.829
7		1:44.347	24.223	47.051	33.073	221.3	15:29:07.829	7		1:41.138	24.574	44.735	31.829	228.8	15:28:23.967
8		1:39.776	24.307	<b>44.145</b>	31.324	234.2	15:30:47.605	8		<b>1:40.927</b>	24.663	<b>44.596</b>	31.668	228.8	15:30:04.894
9		2:02.520 P	24.339	1:00.445	37.736	233.7	15:32:50.125	9		1:43.277	<b>24.525</b>	46.675	32.077	228.3	15:31:48.171
10		10:36.364	9:12.635	48.759	34.970	174.4	15:43:26.489	10		1:41.779	24.567	45.258	31.954	225.4	15:33:29.950
11		1:44.382	25.779	46.007	32.596	203.7	15:45:10.871	11		1:41.248	24.720	44.969	<b>31.559</b>	228.3	15:35:11.198
12		1:45.986	24.416	48.751	32.819	229.2	15:46:56.857	12		1:46.164 P	24.536	44.743	36.885	229.2	15:36:57.362
13		1:44.041	25.163	46.334	32.544	192.8	15:48:40.898	13		6:27.989	5:07.166	47.549	33.274	177.3	15:43:25.351
14		<del>1:43.644</del>	24.621	46.008	33.012	227.8	15:50:24.539	14		1:43.027	24.864	45.843	32.320	225.0	15:45:08.378
15		1:44.962	25.853	45.350	33.759	213.0	15:52:09.501	15		1:47.346	24.864	46.104	36.378	227.3	15:46:55.724
16		1:46.058	24.738	46.697	34.623	218.6	15:53:55.559	16		1:43.250	25.130	45.558	32.562	209.7	15:48:38.974
17		1:45.363	24.966	46.339	34.058	219.9	15:55:40.922	17		1:43.755	24.927	45.321	33.507	225.9	15:50:22.729
18		2:08.666 P	30.514	52.587	45.565	151.0	15:57:49.588	18		1:44.420	24.981	45.632	33.807	225.0	15:52:07.149
19		9:26.220	7:58.737	51.289	36.194	154.7	16:07:15.808	19		1:52.376 P	25.255	46.482	40.639	211.7	15:53:59.525
20		1:45.662	26.043	46.720	32.899	183.0	16:09:01.470	20		13:11.398	11:48.620	49.228	33.550	130.9	16:07:10.923
21		2:06.638 P	25.038	56.701	44.899	153.4	16:11:08.108	21		1:44.498	25.067	46.036	33.395	217.3	16:08:55.421

786															
AM			Adam Osieka				Mercedes AMG GT3 - 2022			GetSpeed Performance					
Lap	D	Time	Sector 1	Sector 2	Sector 3	T. Spd	Elapsed	Lap	D	Time	Sector 1	Sector 2	Sector 3	T. Spd	Elapsed
22		1:43.881	25.358	45.914	32.609	203.7	16:10:39.302	22		1:43.881	25.358	45.914	32.609	203.7	16:10:39.302
23		1:42.955	24.702	45.284	32.969	225.0	16:12:22.257	23		1:42.955	24.702	45.284	32.969	225.0	16:12:22.257
24		2:05.402 P	24.891	47.968	52.543	225.4	16:14:27.659	24		2:05.402 P	24.891	47.968	52.543	225.4	16:14:27.659

1		15:17:03.249	15:15:40.016	49.380	33.853	165.3	15:17:03.249
2		1:46.287	25.763	47.477	33.047	196.7	15:18:49.536
3		1:44.760	25.162	46.907	32.691	204.5	15:20:34.296
4		1:43.431	24.874	45.960	32.597	204.9	15:22:17.727
5		1:42.106	24.584	45.404	32.118	210.1	15:23:59.833
6		1:41.250	24.483	44.876	<b>31.891</b>	220.8	15:25:41.083
7		1:41.859	24.723	44.961	32.175	215.5	15:27:22.942
8		<b>1:41.213</b>	24.455	<b>44.633</b>	32.125	225.9	15:29:04.155
9		1:47.619 P	25.177	45.305	37.137	226.8	15:30:51.774
10		3:31.376	2:14.115	45.019	32.242	219.0	15:34:23.150
11		1:42.487	24.894	45.423	32.170	208.4	15:36:05.637
12		4:33.847 P	<b>24.346</b>	3:31.095	38.406	229.2	15:40:39.484
13		4:03.151	2:41.319	48.382	33.450	171.7	15:44:42.635
14		<del>4:51.723</del>	25.752	50.697	35.274	204.1	15:46:34.358
15		1:47.449	25.239	48.538	33.672	218.1	15:48:21.807
16		1:48.996	25.749	48.034	35.213	186.5	15:50:10.803
17		<del>1:49.942</del>	26.131	47.962	35.849	193.8	15:52:00.745
18		1:50.373	26.066	49.038	35.269	193.8	15:53:51.118
19		1:49.387	26.467	48.364	34.556	182.4	15:55:40.505
20		2:00.461	28.805	53.238	38.418	147.7	15:57:40.966
21		2:50.915 P	31.044	1:17.861	1:02.010	130.1	16:00:31.881
22		6:43.477	5:15.146	52.249	36.082	131.2	16:07:15.358
23		1:49.535	26.197	49.095	34.243	181.2	16:09:04.893
24		1:49.098	25.717	48.638	34.743	200.0	16:10:53.991
25		1:47.114	25.987	47.325	33.802	173.0	16:12:41.105
26		2:05.137 P	25.548	51.626	47.963	196.7	16:14:46.242



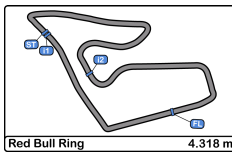


**Red Bull Ring**  
**International GT Open**  
**Free Practice - 2**  
**Best Sectors Results**



Sector - 1				Sector - 2				Sector - 3				Ideal Lap vs Best Lap				
Clas	Nº	Driver	Time	Nº	Driver	Time	Nº	Driver	Time	Clas	Nº	Driver	Ideal Lap	Best Lap	Clas	
1	777	Jedlinski - Basz	24.123	72	Moss - Osborne	44.135	777	Jedlinski - Basz	31.054	1	777	Jedlinski - Basz	1:39.322	1:39.576	1	
2	133	Cuhadaroglu - Fumanelli	24.144	777	Jedlinski - Basz	44.145	18	Juffali - Christodoulou	31.248	2	18	Juffali - Christodoulou	1:39.697	1:39.763	2	
3	5	Jedlinski - Korzeniowski	24.159	54	Müller - Mettler	44.165	54	Müller - Mettler	31.268	3	54	Müller - Mettler	1:39.834	1:39.847	3	
4	18	Juffali - Christodoulou	24.228	18	Juffali - Christodoulou	44.221	182	Van der Vorm - Rugolo	31.327	4	182	Van der Vorm - Rugolo	1:39.860	1:39.988	4	
5	182	Van der Vorm - Rugolo	24.228	33	Laber - Valente	44.287	55	De Meeus - Mowlem	31.433	5	33	Laber - Valente	1:40.107	1:40.107	5	
6	73	Ziemian - Jefferies	24.283	630	Neumann - Rumpfkeil	44.301	33	Laber - Valente	31.508	6	630	Neumann - Rumpfkeil	1:40.116	1:40.533	8	
7	630	Neumann - Rumpfkeil	24.300	182	Van der Vorm - Rugolo	44.305	630	Neumann - Rumpfkeil	31.515	7	72	Moss - Osborne	1:40.207	1:40.500	7	
8	33	Laber - Valente	24.312	5	Jedlinski - Korzeniowski	44.406	911	Baud - Jans	31.559	8	5	Jedlinski - Korzeniowski	1:40.234	1:40.596	9	
9	25	Hrachowina - Konrad	24.339	55	De Meeus - Mowlem	44.546	133	Cuhadaroglu - Fumanelli	31.562	9	133	Cuhadaroglu - Fumanelli	1:40.285	1:40.411	6	
10	786	Kiki - Osieka	24.346	133	Cuhadaroglu - Fumanelli	44.579	72	Moss - Osborne	31.580	10	55	De Meeus - Mowlem	1:40.329	1:40.627	10	
11	55	De Meeus - Mowlem	24.350	911	Baud - Jans	44.596	5	Jedlinski - Korzeniowski	31.669	11	911	Baud - Jans	1:40.680	1:40.927	12	
12	54	Müller - Mettler	24.401	44	Gilbert - Rueda	44.617	15	Hirsch - Schraml	31.690	12	15	Hirsch - Schraml	1:40.717	1:41.113	13	
13	44	Gilbert - Rueda	24.404	15	Hirsch - Schraml	44.620	44	Gilbert - Rueda	31.741	13	44	Gilbert - Rueda	1:40.762	1:40.772	11	
14	15	Hirsch - Schraml	24.407	786	Kiki - Osieka	44.633	9	Shoffner - Kranz	31.771	14	9	Shoffner - Kranz	1:40.844	1:41.124	14	
15	9	Shoffner - Kranz	24.408	9	Shoffner - Kranz	44.665	25	Hrachowina - Konrad	31.840	15	786	Kiki - Osieka	1:40.870	1:41.213	15	
16	11	Earle - Zanotti	24.455	63	Hites - Pulcini	44.727	73	Ziemian - Jefferies	31.870	16	25	Hrachowina - Konrad	1:41.057	1:41.225	16	
17	91	Kirchmavr - Baron	24.487	8	Guisepe Cipriani	44.794	786	Kiki - Osieka	31.891	17	63	Hites - Pulcini	1:41.333	1:41.407	17	
18	72	Moss - Osborne	24.492	25	Hrachowina - Konrad	44.878	63	Hites - Pulcini	32.031	18	73	Ziemian - Jefferies	1:41.375	1:41.699	18	
19	911	Baud - Jans	24.525	91	Kirchmavr - Baron	45.212	17	Scholze - Antonelli	32.075	19	8	Guisepe Cipriani	1:41.652	1:42.740	22	
20	63	Hites - Pulcini	24.575	73	Ziemian - Jefferies	45.222	8	Guisepe Cipriani	32.130	20	91	Kirchmavr - Baron	1:41.852	1:42.294	20	
21	17	Scholze - Antonelli	24.625	17	Scholze - Antonelli	45.360	91	Kirchmavr - Baron	32.153	21	17	Scholze - Antonelli	1:42.060	1:42.527	21	
22	8	Guisepe Cipriani	24.728	19	Gilardoni - Van Berlo	45.408	11	Earle - Zanotti	32.159	22	11	Earle - Zanotti	1:42.156	1:42.199	19	
23	19	Gilardoni - Van Berlo	24.814	11	Earle - Zanotti	45.542	19	Gilardoni - Van Berlo	32.424	23	19	Gilardoni - Van Berlo	1:42.646	1:43.079	23	
24	3	Steiner - Hofer	1:29.475	3	Steiner - Hofer	48.855	3	Steiner - Hofer	40.205	24	3	Steiner - Hofer	2:58.535	3:00.832	24	



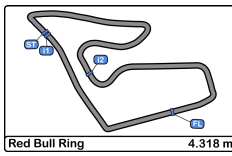


**Red Bull Ring**  
**International GT Open**  
**Free Practice - 2**  
**Best 5 Lap Times**



Cl	N°	Entrant/Team	Nat	Driver 1	Nat	Driver 2	Nat	Vehicle	Cat	Cl	Best 1		Best 2		Best 3		Best 4		Best 5	
											Time	Lap	Time	Lap	Time	Lap	Time	Lap	Time	Lap
1	777	Olimp Racing	POL	Marcin Jedlinski	POL	Karol Basz	POL	Audi R8 GT3 Evo 2	PROAM	1	1:39.576	6	1:39.776	8	1:40.585	4	1:44.041	13	1:44.347	7
2	18	Theeba Motorsport	SUN	Reema Juffali	SUN	Adam Christodoulou	GBR	Mercedes AMG GT3 - 2022	PROAM*	2	1:39.763	6	1:40.282	3	1:40.631	4	1:41.996	10	1:42.396	2
3	54	SPS Automotive Performance	DEU	Dexter Müller	CHE	Yannick Mettler	CHE	Mercedes AMG GT3 - 2020	PROAM	3	1:39.847	7	1:40.057	10	1:41.427	4	1:42.103	6	1:42.785	3
4	182	AF Corse	ITA	Willem Van der Vorm	ITA	Michele Rugolo	ITA	Ferrari 488 GT3 Evo MY 2020	PROAM	4	1:39.988	7	1:41.662	4	1:46.114	19	1:46.671	12	1:46.747	16
5	33	Team GT	DEU	Bernhard Laber	DEU	Alain Valente	CHE	Mercedes AMG GT3 EVO - 2021	PROAM	5	1:40.107	4	1:40.703	5	1:40.826	8	1:41.014	23	1:41.082	6
6	133	Kessel Racing	CHE	Murat Ruhi Cuhadaroglu	TUR	David Fumanelli	ITA	Ferrari 488 GT3 Evo	PROAM	6	1:40.411	8	1:40.575	11	1:40.637	7	1:40.877	6	1:42.001	5
7	72	Optimum Motorsport	GBR	Nick Moss	GBR	Joe Osborne	GBR	McLaren 720 S GT3	PRO	1	1:40.500	12	1:40.771	13	1:41.745	4	1:42.084	8	1:42.315	7
8	630	Motopark	DEU	Heiko Neumann	DEU	Timo Rumpfkeil	DEU	Mercedes AMG GT3 2021	AM	1	1:40.533	9	1:40.708	8	1:40.748	11	1:40.943	10	1:41.346	7
9	5	Olimp Racing	POL	Stanislaw Jedlinski	POL	Krystian Korzeniowski	POL	Ferrari 488 GT3 MY 2021	AM	2	1:40.596	10	1:40.615	7	1:40.623	6	1:42.191	5	1:45.980	4
10	55	AF Corse	ITA	Laurent De Meeus	BEL	Johnny Mowlem	GBR	Ferrari 488 GT3 Evo	AM*	3	1:40.627	10	1:40.829	9	1:40.881	13	1:40.976	15	1:41.199	14
11	44	Greystone GT	GBR	Andrew Gilbert	GBR	Fran Rueda	ESP	McLaren 720 S GT3	PROAM	7	1:40.772	6	1:41.001	5	1:41.483	18	1:42.011	19	1:42.645	3
12	911	GetSpeed Performance	DEU	Sébastien Baud	FRA	Steve Jans	LUX	Mercedes AMG GT3 - 2022	PRO	2	1:40.927	8	1:41.138	7	1:41.248	11	1:41.459	6	1:41.779	10
13	15	Twin Busch by equipe Vitesse	DEU	Mario Hirsch	DEU	Dominik Schraml	AUT	Mercedes AMG GT3 - 2021	PROAM	8	1:41.113	7	1:41.316	8	1:41.357	6	1:41.880	13	1:42.678	4
14	9	GetSpeed Performance	DEU	Janine Shoffner	GBR	Moritz Kranz	DEU	Mercedes AMG GT3 - 2022	PROAM	9	1:41.124	7	1:41.182	6	1:41.584	5	1:41.737	3	1:41.890	22
15	786	GetSpeed Performance	DEU	Kiki Sak Nana	ITA	Adam Osieka	DEU	Mercedes AMG GT3 - 2022	AM	4	1:41.213	8	1:41.250	6	1:41.859	7	1:42.106	5	1:42.487	11
16	25	Mann Filter Team Landgraf	DEU	Alexander Hrachowina	AUT	Martin Konrad	AUT	Mercedes AMG GT3 EVO - 2021	AM	5	1:41.225	11	1:41.281	12	1:41.472	9	1:41.503	7	1:41.665	10
17	63	Oregon Team	ITA	Benjamin Hites	ITA	Leonardo Pulcini	ITA	Lamborghini Huracan GT3 EVO MY2022	PRO	3	1:41.407	10	1:42.137	7	1:42.479	15	1:43.019	6	1:45.150	23
18	73	Kessel Racing	CHE	Roman Ziemian	POL	Axcil Jefferies	GBR	Ferrari 488 GT3 Evo	PROAM	10	1:41.699	22	1:42.439	10	1:42.530	11	1:43.113	6	1:43.183	7
19	11	Kessel Racing	CHE	Stephen Earle	USA	Erwin Zanotti	ITA	Ferrari 488 GT3 Evo	AM	6	1:42.199	10	1:42.380	9	1:42.515	8	1:43.289	6	1:44.675	23
20	91	Baron Motorsport	AUT	Ernst Kirchmavr	AUT	Philipp Baron	ITA	Ferrari 488 GT3 Evo	AM	7	1:42.294	6	1:42.646	5	1:43.237	13	1:43.320	4	1:44.152	12
21	17	Antonelli Motorsport	ITA	Florian Scholze	DEU	Marco Antonelli	ITA	Mercedes AMG GT3 - 2022	AM	8	1:42.527	6	1:42.723	4	1:42.839	5	1:42.889	13	1:43.301	14
22	8	Il Barone Rampante	ITA	Guiseppe Cipriani	ITA		ITA	Lamborghini Huracan GT3 EVO	AM	9	1:42.740	7	1:42.954	13	1:43.026	14	1:43.076	8	1:43.992	3
23	19	Oregon Team	ITA	Kevin Gilardoni	CHE	Glenn Van Berlo	ITA	Lamborghini Huracan GT3 EVO MY2022	PRO	4	1:43.079	12	1:43.328	11	1:43.453	8	1:43.604	10	1:43.918	17
24	3	Aust Motorsport	DEU	Dino Steiner	DEU	Max Hofer	AUT	Audi R8 LMS GT3 evo II	PROAM	11	3:00.832	2								





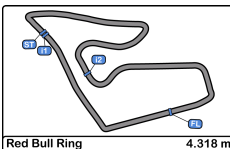
**Red Bull Ring**  
**International GT Open**  
**Free Practice - 2**  
**Best 5 Top Speeds**



**Top 1      Top 2      Top 3      Top 4      Top 5**

Cl	Nº	Entrant/Team	Nat	Driver 1	Nat	Driver 2	Nat	Vehicle	Cat	Cl	Km/h	Lap	Km/h	Lap	Km/h	Lap	Km/h	Lap	Km/h	Lap	Avg
1	777	Olimp Racing	POL	Marcin Jedlinski	POL	Karol Basz	POL	Audi R8 GT3 Evo 2	PROAM	1	234.2	8	233.7	9	232.7	6	231.7	5	230.7	4	232.6
2	5	Olimp Racing	POL	Stanislaw Jedlinski	POL	Krystian Korzeniowski	POL	Ferrari 488 GT3 MY 2021	AM	1	233.2	8	232.7	7	232.7	10	232.2	6	228.8	5	231.9
3	91	Baron Motorsport	AUT	Ernst Kirchmavr	AUT	Philipp Baron	AUT	Ferrari 488 GT3 Evo	AM	2	232.2	13	231.2	14	225.4	12	220.8	7	218.1	6	225.6
4	133	Kessel Racing	CHE	Murat Ruhi Cuhadaroglu	TUR	David Fumanelli	ITA	Ferrari 488 GT3 Evo	PROAM	2	232.2	11	231.7	12	230.7	8	229.7	7	219.9	6	228.9
5	55	AF Corse	ITA	Laurent De Meeus	BEL	Johnny Mowlem	GBR	Ferrari 488 GT3 Evo	AM*	3	231.7	9	231.7	13	231.2	14	230.7	6	230.7	11	231.2
6	18	Theeba Motorsport	SAU	Reema Juffali	SAU	Adam Christodoulou	GBR	Mercedes AMG GT3 - 2022	PROAM*	3	230.2	6	230.2	10	230.2	11	229.7	12	229.2	4	229.9
7	9	GetSpeed Performance	DEU	Janine Shoffner	GBR	Moritz Kranz	DEU	Mercedes AMG GT3 - 2022	PROAM	4	229.7	7	229.7	8	228.8	6	227.8	12	227.8	24	228.8
8	44	Greystone GT	GBR	Andrew Gilbert	GBR	Fran Rueda	ESP	McLaren 720 S GT3	PROAM	5	229.7	6	229.7	7	229.2	5	227.3	4	225.0	3	228.2
9	54	SPS Automotive Performance	DEU	Dexter Müller	CHE	Yannick Mettler	CHE	Mercedes AMG GT3 - 2020	PROAM	6	229.7	10	229.7	11	228.8	7	228.3	8	227.8	4	228.9
10	15	Twin Busch by equipe Vitesse	DEU	Mario Hirsch	DEU	Dominik Schraml	AUT	Mercedes AMG GT3 - 2021	PROAM	7	229.2	9	228.3	7	228.3	13	227.8	6	227.3	14	228.2
11	33	Team GT	DEU	Bernhard Laber	DEU	Alain Valente	CHE	Mercedes AMG GT3 EVO - 2021	PROAM	8	229.2	6	229.2	9	228.8	7	228.8	8	226.8	5	228.6
12	630	Motopark	DEU	Heiko Neumann	DEU	Timo Rumpfkeil	DEU	Mercedes AMG GT3 2021	AM	4	229.2	7	229.2	11	228.3	9	228.3	10	227.3	17	228.5
13	786	GetSpeed Performance	DEU	Kiki Sak Nana	THA	Adam Osieka	DEU	Mercedes AMG GT3 - 2022	AM	5	229.2	12	226.8	9	225.9	8	220.8	6	219.0	10	224.4
14	911	GetSpeed Performance	DEU	Sébastien Baud	FRA	Steve Jans	LUX	Mercedes AMG GT3 - 2022	PRO	1	229.2	12	228.8	7	228.8	8	228.3	9	228.3	11	228.7
15	63	Oregon Team	ITA	Benjamin Hites	CAN	Leonardo Pulcini	ITA	Lamborghini Huracan GT3 EVO MY2022	PRO	2	228.8	11	228.3	10	227.8	8	227.8	13	227.3	6	228.0
16	182	AF Corse	ITA	Willem Van der Vorm	NLD	Michele Rugolo	ITA	Ferrari 488 GT3 Evo MY 2020	PROAM	9	228.8	8	227.8	7	225.4	4	224.5	15	211.7	16	223.6
17	25	Mann Filter Team Landgraf	DEU	Alexander Hrachowina	AUT	Martin Konrad	AUT	Mercedes AMG GT3 EVO - 2021	AM	6	228.3	9	227.8	10	227.8	11	227.8	13	227.3	7	227.8
18	72	Optimum Motorsport	GBR	Nick Moss	GBR	Joe Osborne	GBR	McLaren 720 S GT3	PRO	3	227.8	8	227.3	5	227.3	7	227.3	9	227.3	14	227.4
19	73	Kessel Racing	CHE	Roman Ziemian	POL	Axcil Jefferies	GBR	Ferrari 488 GT3 Evo	PROAM	10	227.8	6	227.8	7	227.3	8	227.3	11	226.4	12	227.3
20	11	Kessel Racing	CHE	Stephen Earle	USA	Erwin Zanotti	ITA	Ferrari 488 GT3 Evo	AM	7	227.3	10	224.0	8	223.6	9	223.1	11	215.1	6	222.6
21	19	Oregon Team	ITA	Kevin Gilardoni	CHE	Glenn Van Berlo	NLD	Lamborghini Huracan GT3 EVO MY2022	PRO	4	227.3	8	226.8	12	225.4	10	225.4	13	224.5	5	225.9
22	8	Il Barone Rampante	ITA	Guiseppe Cipriani	ITA		ITA	Lamborghini Huracan GT3 EVO	AM	8	225.9	8	225.4	4	224.5	9	224.0	7	222.6	3	224.5
23	17	Antonelli Motorsport	ITA	Florian Scholze	DEU	Marco Antonelli	ITA	Mercedes AMG GT3 - 2022	AM	9	225.4	12	225.0	6	225.0	7	225.0	8	224.5	9	225.0
24	3	Aust Motorsport	DEU	Dino Steiner	DEU	Max Hofer	AUT	Audi R8 LMS GT3 evo II	PROAM	11	199.2	2	161.1	1							180.2





**Red Bull Ring**  
**International GT Open**  
**Free Practice - 2**  
**Fastest Laps Sequence**

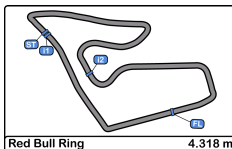


Red Bull Ring 4.318 m.

Lap	Time of Day	Session Time	Nº	Entrant/Team	Nat	Driver 1	Nat	Driver 2	Nat	Vehicle	Cat	Time	Km/h
2	15:18:34.060	3:34.060	33	Team GT		Bernhard Laber		Alain Valente		Mercedes AMG GT3 EVO - 2021	PROAM	<b>1:42.118</b>	152.2
3	15:20:15.359	5:15.359	33	Team GT		Bernhard Laber		Alain Valente		Mercedes AMG GT3 EVO - 2021	PROAM	<b>1:41.299</b>	153.4
3	15:20:27.883	5:27.883	18	Theeba Motorsport		Reema Juffali		Adam Christodoulou		Mercedes AMG GT3 - 2022	PROAM*	<b>1:40.282</b>	155.0
4	15:21:55.466	6:55.466	33	Team GT		Bernhard Laber		Alain Valente		Mercedes AMG GT3 EVO - 2021	PROAM	<b>1:40.107</b>	155.2
6	15:25:28.758	10:28.758	18	Theeba Motorsport		Reema Juffali		Adam Christodoulou		Mercedes AMG GT3 - 2022	PROAM*	<b>1:39.763</b>	155.8
6	15:27:23.482	12:23.482	777	Olimp Racing		Marcin Jedlinski		Karol Basz		Audi R8 GT3 Evo 2	PROAM	<b>1:39.576</b>	156.1







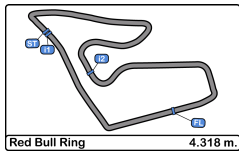
**Red Bull Ring**  
**International GT Open**  
**Free Practice - 2**



**Event Best Maximum Speed**

Nº	Entrant/Team	Nat	Driver 1	Nat	Driver 2	Nat	Vehicle	Cat	Km/h	Session
133	Kessel Racing		Murat Ruhi Cuhadaroglu		David Fumanelli		Ferrari 488 GT3 Evo	PROAM	240.5	Free Practice - 1
777	Olimp Racing		Marcin Jedlinski		Karol Basz		Audi R8 GT3 Evo 2	PROAM	240.5	Free Practice - 1
91	Baron Motorsport		Ernst Kirchmavr		Philipp Baron		Ferrari 488 GT3 Evo	AM	240.5	Free Practice - 1
11	Kessel Racing		Stephen Earle		Erwin Zanotti		Ferrari 488 GT3 Evo	AM	240.0	Free Practice - 1
55	AF Corse		Laurent De Meeus		Johnny Mowlem		Ferrari 488 GT3 Evo	AM*	240.0	Free Practice - 1
911	GetSpeed Performance		Sébastien Baud		Steve Jans		Mercedes AMG GT3 - 2022	PRO	240.0	Free Practice - 1
9	GetSpeed Performance		Janine Shoffner		Moritz Kranz		Mercedes AMG GT3 - 2022	PROAM	240.0	Free Practice - 1
5	Olimp Racing		Stanislaw Jedlinski		Krystian Korzeniowski		Ferrari 488 GT3 MY 2021	AM	240.0	Free Practice - 1
182	AF Corse		Willem Van der Vorm		Michele Rugolo		Ferrari 488 GT3 Evo MY 2020	PROAM	239.4	Free Practice - 1
15	Twin Busch by equipe Vitesse		Mario Hirsch		Dominik Schraml		Mercedes AMG GT3 - 2021	PROAM	238.9	Free Practice - 1
72	Optimum Motorsport		Nick Moss		Joe Osborne		McLaren 720 S GT3	PRO	238.4	Free Practice - 1
18	Theeba Motorsport		Reema Juffali		Adam Christodoulou		Mercedes AMG GT3 - 2022	PROAM*	238.4	Free Practice - 1
630	Motopark		Heiko Neumann		Timo Rumpfkeil		Mercedes AMG GT3 2021	AM	237.8	Free Practice - 1
3	Aust Motorsport		Dino Steiner		Max Hofer		Audi R8 LMS GT3 evo II	PROAM	237.8	Free Practice - 1
25	Mann Filter Team Landgraf		Alexander Hrachowina		Martin Konrad		Mercedes AMG GT3 EVO - 2021	AM	237.8	Free Practice - 1
786	GetSpeed Performance		Kiki Sak Nana		Adam Osieka		Mercedes AMG GT3 - 2022	AM	237.8	Free Practice - 1
44	Greystone GT		Andrew Gilbert		Fran Rueda		McLaren 720 S GT3	PROAM	237.8	Free Practice - 1
54	SPS Automotive Performance		Dexter Müller		Yannick Mettler		Mercedes AMG GT3 - 2020	PROAM	236.8	Free Practice - 1
17	Antonelli Motorsport		Florian Scholze		Marco Antonelli		Mercedes AMG GT3 - 2022	AM	236.8	Free Practice - 1
73	Kessel Racing		Roman Ziemian		Axcil Jefferies		Ferrari 488 GT3 Evo	PROAM	236.8	Free Practice - 1
63	Oregon Team		Benjamin Hites		Leonardo Pulcini		Lamborghini Huracan GT3 EVO MY2022	PRO	236.3	Free Practice - 1
33	Team GT		Bernhard Laber		Alain Valente		Mercedes AMG GT3 EVO - 2021	PROAM	235.8	Free Practice - 1
19	Oregon Team		Kevin Gilardoni		Glenn Van Berlo		Lamborghini Huracan GT3 EVO MY2022	PRO	235.2	Free Practice - 1
8	Il Barone Rampante		Guiseppe Cipriani				Lamborghini Huracan GT3 EVO	AM	235.2	Free Practice - 1





**Red Bull Ring**  
**International GT Open**  
**Free Practice - 2**  
**Pit Stop Analysis**



**3** Dino Steiner Audi R8 LMS GT3 evo II

PROAM Max Hofer Aust Motorsport

N°	In Day Time	In Time	Out Time	Pit Time	T. Pit Time	Handicap	Diff.
1	15:17:19.257	15:17:19.257	15:18:29.416	1:10.159	1:10.159		

**5** Stanislaw Jedlinski Ferrari 488 GT3 MY 2021

AM Krystian Korzeniowski Olimp Racing

N°	In Day Time	In Time	Out Time	Pit Time	T. Pit Time	Handicap	Diff.
1	15:29:22.804	15:29:22.804	15:33:03.690	3:40.886	3:40.886		
2	15:38:35.212	15:38:35.212	15:45:02.258	6:27.046	10:07.932		
3	15:56:40.607	15:56:40.607	16:05:38.473	8:57.866	19:05.798		

**8** Guiseppe Cipriani Lamborghini Huracan GT3 EVO

AM Il Barone Rampante

N°	In Day Time	In Time	Out Time	Pit Time	T. Pit Time	Handicap	Diff.
1	15:34:04.411	15:34:04.411	15:43:07.982	9:03.571	9:03.571		
2	15:53:35.776	15:53:35.776	16:07:00.786	13:25.010	22:28.581		

**9** Janine Shoffner Mercedes AMG GT3 - 2022

PROAM Moritz Kranz GetSpeed Performance

N°	In Day Time	In Time	Out Time	Pit Time	T. Pit Time	Handicap	Diff.
1	15:29:19.888	15:29:19.888	15:30:50.678	1:30.790	1:30.790		
2	15:38:24.787	15:38:24.787	15:41:49.882	3:25.095	4:55.885		
3	15:50:46.297	15:50:46.297	15:51:08.096	21.799	5:17.684		
4	15:54:53.156	15:54:53.156	16:05:14.511	10:21.355	15:39.039		

**11** Stephen Earle Ferrari 488 GT3 Evo

AM Erwin Zanotti Kessel Racing

N°	In Day Time	In Time	Out Time	Pit Time	T. Pit Time	Handicap	Diff.
1	15:35:10.217	15:35:10.217	15:37:27.144	2:16.927	2:16.927		
2	15:39:52.080	15:39:52.080	15:41:21.997	1:29.917	3:46.844		
3	15:54:20.737	15:54:20.737	16:05:27.219	11:06.482	14:53.326		

**15** Mario Hirsch Mercedes AMG GT3 - 2021

PROAM Dominik Schraml Twin Busch by equipe Vitesse

N°	In Day Time	In Time	Out Time	Pit Time	T. Pit Time	Handicap	Diff.
1	15:31:18.797	15:31:18.797	15:36:30.312	5:11.515	5:11.515		
2	15:38:33.163	15:38:33.163	15:42:18.508	3:45.345	8:56.860		
3	15:49:19.083	15:49:19.083	15:49:41.136	22.053	9:18.913		
4	15:51:23.418	15:51:23.418	16:05:46.969	14:23.551	23:42.464		

**17** Florian Scholze Mercedes AMG GT3 - 2022

AM Marco Antonelli Antonelli Motorsport

N°	In Day Time	In Time	Out Time	Pit Time	T. Pit Time	Handicap	Diff.
1	15:18:34.445	15:18:34.445	15:19:45.086	1:10.641	1:10.641		
2	15:33:37.204	15:33:37.204	15:36:23.424	2:46.220	3:56.861		
3	15:38:29.474	15:38:29.474	15:41:18.375	2:48.901	6:45.762		
4	15:51:44.312	15:51:44.312	15:54:31.442	2:47.130	9:32.892		
5	15:56:19.310	15:56:19.310	16:05:59.785	9:40.475	19:13.367		

**18** Reema Juffali Mercedes AMG GT3 - 2022

PROAM\* Adam Christodoulou Theeba Motorsport

N°	In Day Time	In Time	Out Time	Pit Time	T. Pit Time	Handicap	Diff.
1	15:27:08.480	15:27:08.480	15:28:39.154	1:30.674	1:30.674		
2	15:39:32.873	15:39:32.873	15:43:26.237	3:53.364	5:24.038		

**19** Kevin Gilardoni Lamborghini Huracan GT3 EVO MY2022

PRO Glenn Van Berlo Oregon Team

N°	In Day Time	In Time	Out Time	Pit Time	T. Pit Time	Handicap	Diff.
1	15:39:23.910	15:39:23.910	15:42:49.423	3:25.513	3:25.513		
2	15:51:50.249	15:51:50.249	15:53:06.053	1:15.804	4:41.317		
3	15:57:29.277	15:57:29.277	16:05:22.139	7:52.862	12:34.179		

**25** Alexander Hrachowina Mercedes AMG GT3 EVO - 2021

AM Martin Konrad Mann Filter Team Landgraf

N°	In Day Time	In Time	Out Time	Pit Time	T. Pit Time	Handicap	Diff.
1	15:37:16.776	15:37:16.776	15:42:28.039	5:11.263	5:11.263		

**33** Bernhard Laber Mercedes AMG GT3 EVO - 2021

PROAM Alain Valente Team GT

N°	In Day Time	In Time	Out Time	Pit Time	T. Pit Time	Handicap	Diff.
1	15:30:22.114	15:30:22.114	15:34:13.424	3:51.310	3:51.310		
2	15:38:12.396	15:38:12.396	15:41:35.568	3:23.172	7:14.482		
3	15:56:15.805	15:56:15.805	16:06:04.777	9:48.972	17:03.454		

**44** Andrew Gilbert McLaren 720 S GT3

PROAM Fran Rueda Greystone GT

N°	In Day Time	In Time	Out Time	Pit Time	T. Pit Time	Handicap	Diff.
1	15:28:02.676	15:28:02.676	15:29:25.093	1:22.417	1:22.417		
2	15:39:26.127	15:39:26.127	15:42:05.779	2:39.652	4:02.069		
3	15:49:27.349	15:49:27.349	16:05:06.488	15:39.139	19:41.208		
4	16:11:54.155	16:11:54.155	16:13:25.398	1:31.243	21:12.451		

**54** Dexter Müller Mercedes AMG GT3 - 2020

PROAM Yannick Mettler SPS Automotive Performance

N°	In Day Time	In Time	Out Time	Pit Time	T. Pit Time	Handicap	Diff.
1	15:29:32.139	15:29:32.139	15:33:16.258	3:44.119	3:44.119		
2	15:38:37.055	15:38:37.055	15:45:58.541	7:21.486	11:05.605		
3	15:56:59.805	15:56:59.805	16:05:20.492	8:20.687	19:26.292		
4	16:07:20.372	16:07:20.372	16:07:43.327	22.955	19:49.247		
5	16:09:35.170	16:09:35.170	16:10:20.021	44.851	20:34.098		

**55** Laurent De Meeus Ferrari 488 GT3 Evo

AM\* Johnny Mowlem AF Corse

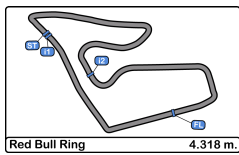
N°	In Day Time	In Time	Out Time	Pit Time	T. Pit Time	Handicap	Diff.
1	15:27:59.572	15:27:59.572	15:30:56.229	2:56.657	2:56.657		
2	15:37:39.762	15:37:39.762	15:41:25.057	3:45.295	6:41.952		
3	15:49:53.017	15:49:53.017	15:51:42.596	1:49.579	8:31.531		
4	15:57:41.183	15:57:41.183	16:05:13.345	7:32.162	16:03.693		

**63** Benjamin Hites Lamborghini Huracan GT3 EVO MY2022

PRO Leonardo Pulcini Oregon Team

N°	In Day Time	In Time	Out Time	Pit Time	T. Pit Time	Handicap	Diff.
1	15:31:23.082	15:31:23.082	15:33:17.669	1:54.587	1:54.587		
2	15:38:39.840	15:38:39.840	15:41:57.040	3:17.200	5:11.787		
3	15:50:47.213	15:50:47.213	15:52:09.563	1:22.350	6:34.137		
4	15:57:47.739	15:57:47.739	16:05:23.634	7:35.895	14:10.032		





**Red Bull Ring**  
**International GT Open**  
**Free Practice - 2**  
**Pit Stop Analysis**



**72** Nick Moss McLaren 720 S GT3

PRO Joe Osborne Optimum Motorsport

N°	In Day Time	In Time	Out Time	Pit Time	T. Pit Time	Handicap	Diff.
1	15:23:47.897	15:23:47.897	15:27:52.761	4:04.864	4:04.864		
2	15:34:44.335	15:34:44.335	15:36:01.610	1:17.275	5:22.139		
3	15:37:45.637	15:37:45.637	15:41:09.704	3:24.067	8:46.206		
4	15:47:47.663	15:47:47.663	15:48:52.559	1:04.896	9:51.102		
5	15:56:06.128	15:56:06.128	16:08:10.696	12:04.568	21:55.670		

**73** Roman Ziemian Ferrari 488 GT3 Evo

PROAM Axcil Jefferies Kessel Racing

N°	In Day Time	In Time	Out Time	Pit Time	T. Pit Time	Handicap	Diff.
1	15:29:29.352	15:29:29.352	15:31:49.182	2:19.830	2:19.830		
2	15:38:46.433	15:38:46.433	15:44:25.157	5:38.724	7:58.554		
3	15:57:01.919	15:57:01.919	16:05:08.001	8:06.082	16:04.636		

**91** Ernst Kirchmavr Ferrari 488 GT3 Evo

AM Philipp Baron Baron Motorsport

N°	In Day Time	In Time	Out Time	Pit Time	T. Pit Time	Handicap	Diff.
1	15:28:32.307	15:28:32.307	15:31:03.428	2:31.121	2:31.121		
2	15:33:03.856	15:33:03.856	15:34:20.719	1:16.863	3:47.984		
3	15:38:09.819	15:38:09.819	15:42:34.597	4:24.778	8:12.762		
4	15:51:42.353	15:51:42.353	15:52:54.231	1:11.878	9:24.640		
5	15:56:43.043	15:56:43.043	16:06:30.207	9:47.164	19:11.804		
6	16:08:16.431	16:08:16.431	16:10:13.416	1:56.985	21:08.789		
7	16:12:21.838	16:12:21.838	16:13:35.576	1:13.738	22:22.527		

**133** Murat Ruhi Cuhadaroglu Ferrari 488 GT3 Evo

PROAM David Fumanelli Kessel Racing

N°	In Day Time	In Time	Out Time	Pit Time	T. Pit Time	Handicap	Diff.
1	15:31:28.645	15:31:28.645	15:32:46.836	1:18.191	1:18.191		
2	15:37:53.820	15:37:53.820	15:42:01.549	4:07.729	5:25.920		
3	15:54:43.617	15:54:43.617	16:07:26.788	12:43.171	18:09.091		

**182** Willem Van der Vorm Ferrari 488 GT3 Evo MY 2020

PROAM Michele Rugolo AF Corse

N°	In Day Time	In Time	Out Time	Pit Time	T. Pit Time	Handicap	Diff.
1	15:24:26.557	15:24:26.557	15:32:20.052	7:53.495	7:53.495		
2	15:39:29.836	15:39:29.836	15:41:32.696	2:02.860	9:56.355		
3	15:56:10.216	15:56:10.216	16:09:30.076	13:19.860	23:16.215		

**630** Heiko Neumann Mercedes AMG GT3 2021

AM Timo Rumpfkeil Motopark

N°	In Day Time	In Time	Out Time	Pit Time	T. Pit Time	Handicap	Diff.
1	15:19:38.816	15:19:38.816	15:20:00.710	21.894	21.894		
2	15:39:22.506	15:39:22.506	15:42:12.039	2:49.533	3:11.427		
3	16:02:10.723	16:02:10.723	16:06:23.940	4:13.217	7:24.644		

**777** Marcin Jedlinski Audi R8 GT3 Evo 2

PROAM Karol Basz Olimp Racing

N°	In Day Time	In Time	Out Time	Pit Time	T. Pit Time	Handicap	Diff.
1	15:18:36.833	15:18:36.833	15:20:36.303	1:59.470	1:59.470		
2	15:32:45.620	15:32:45.620	15:41:34.062	8:48.442	10:47.912		
3	15:57:45.069	15:57:45.069	16:05:18.856	7:33.787	18:21.699		

**786** Kiki Sak Nana Mercedes AMG GT3 - 2022

AM Adam Osieka GetSpeed Performance

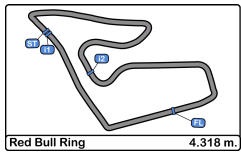
N°	In Day Time	In Time	Out Time	Pit Time	T. Pit Time	Handicap	Diff.
1	15:30:47.132	15:30:47.132	15:32:42.766	1:55.634	1:55.634		
2	15:40:34.753	15:40:34.753	15:42:55.586	2:20.833	4:16.467		
3	16:00:25.941	16:00:25.941	16:05:15.764	4:49.823	9:06.290		

**911** Sébastien Baud Mercedes AMG GT3 - 2022

PRO Steve Jans GetSpeed Performance

N°	In Day Time	In Time	Out Time	Pit Time	T. Pit Time	Handicap	Diff.
1	15:22:18.622	15:22:18.622	15:23:21.850	1:03.228	1:03.228		
2	15:36:52.799	15:36:52.799	15:41:37.304	4:44.505	5:47.733		
3	15:53:54.946	15:53:54.946	16:05:16.743	11:21.797	17:09.530		

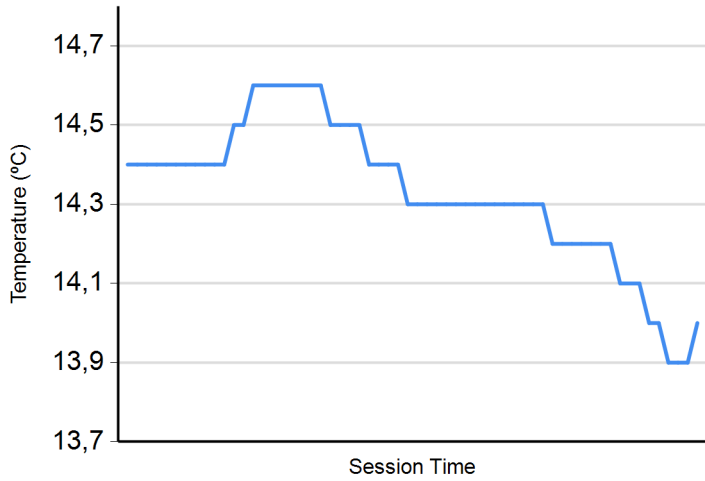




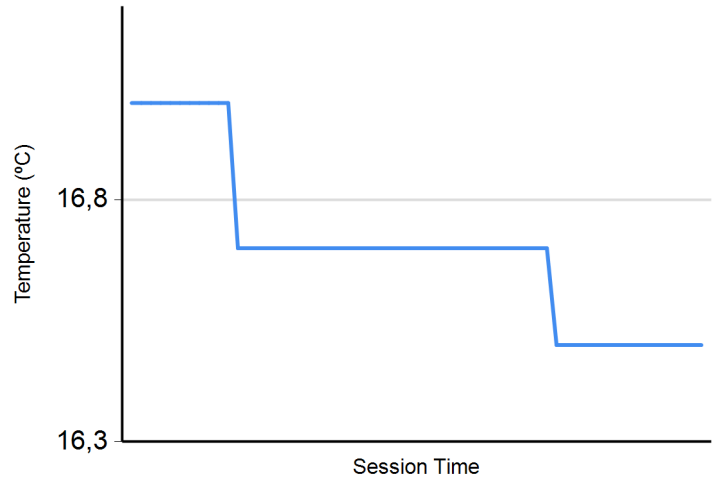
**Red Bull Ring**  
**International GT Open**  
**Free Practice - 2**  
**Weather Report**



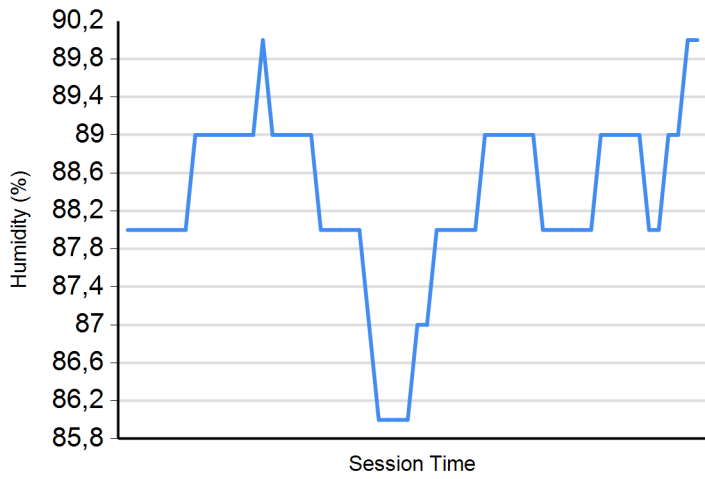
**Air Temperature**



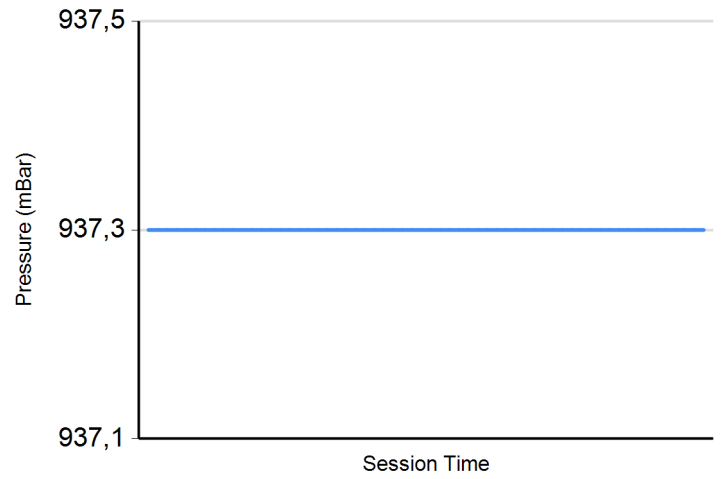
**Track Temperature**



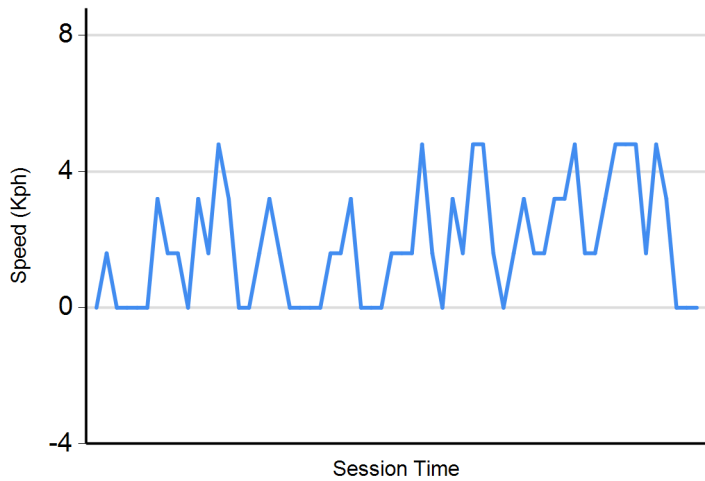
**Humidity**



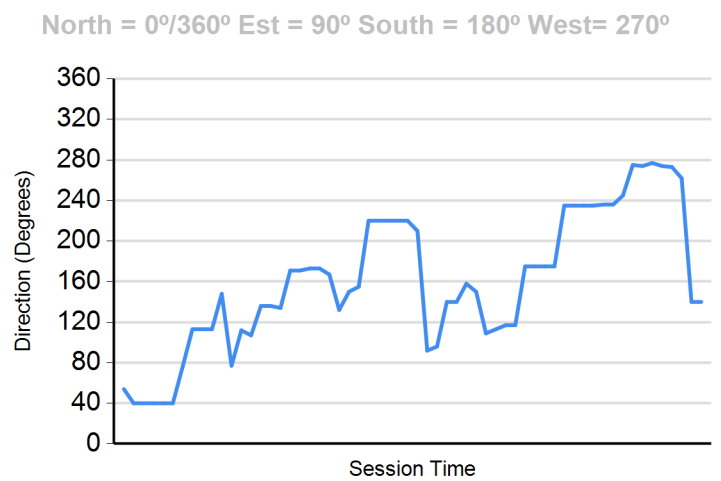
**Pressure**



**Wind Speed**



**Wind direction**



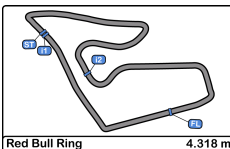












**Red Bull Ring**  
**International GT Open**  
**Free Practice - 1 - 2**  
**Combined Results**

- CAR 63 TIME 1:31.057 DELETED TRACK LIMITS AT T 9
- CAR 63 TIME 1:30.842 DELETED TRACK LIMITS AT T 9
- CAR 8 TIME 1:32.785 DELETED TRACK LIMITS AT T 9
- CAR 3 TIME 1:55.140 DELETED TRACK LIMITS AT T 1
- CAR 72 TIME 2:56.421 DELETED TRACK LIMITS AT T 9
- CAR 63 TIME 1:31.245 DELETED TRACK LIMITS AT T 10
- CAR 5 TIME 1:34.810 DELETED TRACK LIMITS AT T 9
- CAR 63 TIME 1:31.150 DELETED TRACK LIMITS AT T 10
- CAR 72 TIME 1:32.108 DELETED TRACK LIMITS AT T 9
- CAR 182 TIME 1:32.572 DELETED TRACK LIMITS AT T 9
- CAR 5 TIME 1:34.196 DELETED TRACK LIMITS AT T 9
- CAR 19 TIME 2:29.854 DELETED TRACK LIMITS AT T 10
- CAR 73 TIME 1:30.740 DELETED TRACK LIMITS AT T 9
- CAR 63 TIME 1:34.175 DELETED TRACK LIMITS AT T 10
- CAR 911 TIME 3:59.571 DELETED TRACK LIMITS AT T 9
- CAR 33 TIME 1:34.289 DELETED TRACK LIMITS AT T 9
- CAR 72 TIME 1:31.690 DELETED TRACK LIMITS AT T 9
- CAR 63 TIME 1:33.448 DELETED TRACK LIMITS AT T 10
- CAR 19 TIME 1:30.690 DELETED TRACK LIMITS AT T 10

Published at:.....

<b>Stewards:</b>	<b>Race Director:</b>	<b>Timekeeper:</b> Luis Angel García Nuñez  JOB/I-0030-ESP
------------------	-----------------------	--

