

Red Bull Ring
International GT Open
Qualifying - 2 Driver - 2
Provisional Results



Cls	Nº	Entrant/Team	Nat	Driver 1	Nat	Driver 2	Nat	Vehicle	Cat	Cls	Laps	Best	Time	Gap	Interval	Km/h
1	777	Olimp Racing		Marcin Jedlinski		Karol Basz		Audi R8 GT3 Evo 2	PROAM	1	15	12	1:27.743			177.1
2	72	Optimum Motorsport		Nick Moss		Joe Osborne		McLaren 720 S GT3	PRO	1	14	12	1:27.867	0.124	0.124	176.9
3	3	Aust Motorsport		Dino Steiner		Max Hofer		Audi R8 LMS GT3 evo II	PROAM	2	10	3	1:27.906	0.163	0.039	176.8
4	73	Kessel Racing		Roman Ziemian		Axcil Jefferies		Ferrari 488 GT3 Evo	PROAM	3	14	13	1:28.015	0.272	0.109	176.6
5	5	Olimp Racing		Stanislaw Jedlinski		Krystian Korzeniowski		Ferrari 488 GT3 MY 2021	AM	1	13	12	1:28.129	0.386	0.114	176.3
6	63	Oregon Team		Benjamin Hites		Leonardo Pulcini		Lamborghini Huracan GT3 EVO MY2022	PRO	2	13	12	1:28.207	0.464	0.078	176.2
7	33	Team GT		Bernhard Laber		Alain Valente		Mercedes AMG GT3 EVO - 2021	PROAM	4	19	13	1:28.404	0.661	0.197	175.8
8	18	Theeba Motorsport		Reema Juffali		Adam Christodoulou		Mercedes AMG GT3 - 2022	PROAM*	5	16	15	1:28.409	0.666	0.005	175.8
9	911	GetSpeed Performance		Sébastien Baud		Steve Jans		Mercedes AMG GT3 - 2022	PRO	3	16	13	1:28.460	0.717	0.051	175.7
10	54	SPS Automotive Performance		Dexter Müller		Yannick Mettler		Mercedes AMG GT3 - 2020	PROAM	6	17	13	1:28.563	0.820	0.103	175.5
11	15	Twin Busch by equipe Vitesse		Mario Hirsch		Dominik Schraml		Mercedes AMG GT3 - 2021	PROAM	7	17	12	1:28.901	1.158	0.338	174.8
12	55	AF Corse		Laurent De Meeus		Johnny Mowlem		Ferrari 488 GT3 Evo	AM*	2	18	17	1:28.930	1.187	0.029	174.7
13	11	Kessel Racing		Stephen Earle		Erwin Zanotti		Ferrari 488 GT3 Evo	AM	3	12	10	1:28.932	1.189	0.002	174.7
14	19	Oregon Team		Kevin Gilardoni		Glenn Van Berlo		Lamborghini Huracan GT3 EVO MY2022	PRO	4	16	11	1:29.016	1.273	0.084	174.6
15	630	Motopark		Heiko Neumann		Timo Rumpfkeil		Mercedes AMG GT3 2021	AM	4	16	14	1:29.222	1.479	0.206	174.2
16	91	Baron Motorsport		Ernst Kirchmair		Philipp Baron		Ferrari 488 GT3 Evo	AM	5	12	10	1:29.568	1.825	0.346	173.5
17	25	Mann Filter Team Landgraf		Alexander Hrachowina		Martin Konrad		Mercedes AMG GT3 EVO - 2021	AM	6	12	9	1:30.013	2.270	0.445	172.6
18	786	GetSpeed Performance		Kiki Sak Nana		Adam Osieka		Mercedes AMG GT3 - 2022	AM	7	19	17	1:30.132	2.389	0.119	172.4
19	133	Kessel Racing		Murat Ruhi Cuhadaroglu		David Fumanelli		Ferrari 488 GT3 Evo	PROAM	8	15	13	1:30.410	2.667	0.278	171.9
20	17	Antonelli Motorsport		Florian Scholze		Marco Antonelli		Mercedes AMG GT3 - 2022	AM	8	17	15	1:30.463	2.720	0.053	171.8
21	9	GetSpeed Performance		Janine Shoffner		Moritz Kranz		Mercedes AMG GT3 - 2022	PROAM	9	16	15	1:30.489	2.746	0.026	171.7
22	182	AF Corse		Willem Van der Vorm		Michele Rugolo		Ferrari 488 GT3 Evo MY 2020	PROAM	10	17	12	1:30.634	2.891	0.145	171.5
23	44	Greystone GT		Andrew Gilbert		Fran Rueda		McLaren 720 S GT3	PROAM	11	19	13	1:30.939	3.196	0.305	170.9

*** PENALTIES**

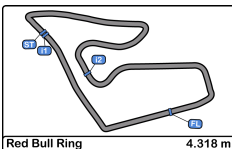
- CAR 44 TIME 1:32.652 DELETED TRACK LIMITS AT T 9 AND 10
- CAR 18 TIME 1:30.508 DELETED TRACK LIMITS AT T 10
- CAR 54 TIME 1:31.096 DELETED TRACK LIMITS AT T 10
- CAR 182 TIME 1:33.161 DELETED TRACK LIMITS AT T 9
- CAR 19 TIME 1:30.524 DELETED TRACK LIMITS AT T 10
- CAR 33 TIME 1:30.185 DELETED TRACK LIMITS AT T 10
- CAR 55 TIME 1:31.060 DELETED TRACK LIMITS AT T 10
- CAR 133 TIME 1:32.282 DELETED TRACK LIMITS AT T 10
- CAR 911 TIME 1:29.446 DELETED TRACK LIMITS AT T 10
- CAR 19 TIME 1:30.031 DELETED TRACK LIMITS AT T 9

Published at:.....

Track Temp: 13.7 °C Air Temp: 10.6 °C Humidity: 87 % Track Status: DRY

Stewards:	Race Director:	Timekeeper: Luis Angel García Nuñez JOB/I-0030-ESP
------------------	-----------------------	------------------------------------------------------------------





Red Bull Ring
International GT Open
Qualifying - 2 Driver - 2



Provisional Results

- Red Bull Ring 4.318 m.
- CAR 44 TIME 1:33.141 DELETED TRACK LIMITS AT T 10
 - CAR 18 TIME 3:20.952 DELETED TRACK LIMITS AT T 10
 - CAR 5 TIME 1:28.980 DELETED TRACK LIMITS AT T10
 - CAR 17 TIME 1:31.356 DELETED TRACK LIMITS AT T 10
 - CAR 786 TIME 1:32.027 DELETED TRACK LIMITS AT T 10
 - CAR 15 TIME 1:29.332 DELETED TRACK LIMITS AT T 9
 - CAR 777 TIME 1:28.374 DELETED TRACK LIMITS AT T 9
 - CAR 73 TIME 1:28.362 DELETED TRACK LIMITS AT T 10
 - CAR 18 TIME 1:28.530 DELETED TRACK LIMITS AT T 9 AND 10
 - CAR 777 TIME 1:28.719 DELETED TRACK LIMITS AT T 9
 - CAR 54 TIME 1:29.073 DELETED TRACK LIMITS AT T 10
 - CAR 72 TIME 1:28.448 DELETED TRACK LIMITS AT T 10
 - CAR 55 TIME 1:29.628 DELETED TRACK LIMITS AT T 10
 - CAR 133 TIME 1:31.727 DELETED TRACK LIMITS AT T 9
 - CAR 18 TIME 1:29.066 DELETED TRACK LIMITS AT T 9
 - CAR 786 TIME 1:31.277 DELETED TRACK LIMITS AT T 9
 - CAR 133 TIME 1:31.870 DELETED TRACK LIMITS AT T 9
 - CAR 63 TIME 5:13.586 DELETED TRACK LIMITS AT T 9
 - CAR 9 TIME 8:15.018 DELETED TRACK LIMITS AT T 9
 - CAR 25 TIME 1:29.762 DELETED TRACK LIMITS AT T 10
 - CAR 3 TIME 1:28.094 DELETED TRACK LIMITS AT T 10
 - CAR 9 TIME 1:30.823 DELETED TRACK LIMITS AT T 9
 - CAR 777 TIME 5:00.670 DELETED TRACK LIMITS AT T 9
 - CAR 133 TIME 2:56.331 DELETED TRACK LIMITS AT T 10
 - CAR 9 TIME 1:30.490 DELETED TRACK LIMITS AT T 10
 - CAR 19 TIME 1:35.298 DELETED TRACK LIMITS AT T 10
 - CAR 3 TIME 1:39.228 DELETED TRACK LIMITS AT T 10
 - CAR 33 TIME 1:29.031 DELETED TRACK LIMITS AT T 9
 - CAR 72 TIME 1:28.113 DELETED TRACK LIMITS AT T 9
 - CAR 55 TIME 1:28.984 DELETED TRACK LIMITS AT T 9
 - CAR 55 TIME 1:28.800 DELETED TRACK LIMITS AT T 10
 - CAR 777 TIME 1:27.844 DELETED TRACK LIMITS AT T 9
 - CAR 786 TIME 1:30.576 DELETED TRACK LIMITS AT T 9
 - CAR 17 TIME 1:29.960 DELETED TRACK LIMITS AT T 10
 - CAR 73 TIME 1:35.065 DELETED TRACK LIMITS AT T 1

Published at:.....

Track Temp: 13.7 °C Air Temp: 10.6 °C Humidity: 87 % Track Status: DRY

Stewards:

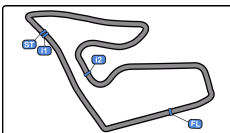
Race Director:

Timekeeper:

Luis Angel García Nuñez

JOB/I-0030-ESP





Red Bull Ring
International GT Open
Qualifying - 2 Driver - 2



Provisional Results

Red Bull Ring 4.318 m.

- CAR 18 TIME 1:28.235 DELETED TRACK LIMITS AT T 10
- CAR 17 TIME 1:30.030 DELETED TRACK LIMITS AT T 9
- CAR 3 TIME 1:31.352 DELETED TRACK LIMITS AT T 10
- CAR 33 TIME 1:28.361 DELETED TRACK LIMITS AT T 10
- CAR 19 TIME 1:29.472 DELETED TRACK LIMITS AT T 9
- CAR 3 TIME 1:27.914 DELETED TRACK LIMITS AT T 9
- CAR 777 TIME 1:27.612 DELETED TRACK LIMITS AT T 9
- CAR 133 REPRIMAND - CROSSING WHITE LINE AT PIT ENTRY
- CAR 786 TIME 1:30.716 DELETED TRACK LIMITS AT T 9
- CAR 19 TIME 1:38.695 DELETED TRACK LIMITS AT T 9
- CAR 777 TIME 1:34.462 DELETED TRACK LIMITS AT T 9
- CAR 54 TIME 1:28.642 DELETED TRACK LIMITS AT T 9
- CAR 18 TIME 1:28.473 DELETED TRACK LIMITS AT T 9
- CAR 17 TIME 1:30.294 DELETED TRACK LIMITS AT T 9
- CAR 54 TIME 1:28.755 DELETED TRACK LIMITS AT T 9
- CAR 786 TIME 1:30.093 DELETED TRACK LIMITS AT T 9
- CAR 33 TIME 1:28.236 DELETED TRACK LIMITS AT T 9
- CAR 630 TIME 1:29.231 DELETED TRACK LIMITS AT T 9

Published at:.....

Track Temp: 13.7 °C Air Temp: 10.6 °C Humidity: 87 % Track Status: DRY

Stewards:

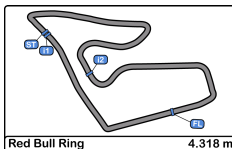
Race Director:

Timekeeper:

Luis Angel García Nuñez

JOB/I-0030-ESP





Red Bull Ring
International GT Open
Qualifying - 2 Driver - 2
Provisional Results by Category



Cls	Nº	Entrant/Team	Nat	Driver 1	Nat	Driver 2	Nat	Vehicle	Cat	Cls	Laps	Best	Time	Gap	Interval	Km/h
PRO																
1	72	Optimum Motorsport	GBR	Nick Moss	GBR	Joe Osborne	GBR	McLaren 720 S GT3	PRO	1	14	12	1:27.867			176.9
2	63	Oregon Team	ITA	Benjamin Hites	ITA	Leonardo Pulcini	ITA	Lamborghini Huracan GT3 EVO MY2022	PRO	2	13	12	1:28.207	0.340	0.340	176.2
3	911	GetSpeed Performance	DEU	Sébastien Baud	FRA	Steve Jans	LUX	Mercedes AMG GT3 - 2022	PRO	3	16	13	1:28.460	0.593	0.253	175.7
4	19	Oregon Team	ITA	Kevin Gilardoni	CHE	Glenn Van Berlo	NLD	Lamborghini Huracan GT3 EVO MY2022	PRO	4	16	11	1:29.016	1.149	0.556	174.6
PROAM																
1	777	Olimp Racing	POL	Marcin Jedlinski	POL	Karol Basz	POL	Audi R8 GT3 Evo 2	PROAM	1	15	12	1:27.743			177.1
2	3	Aust Motorsport	DEU	Dino Steiner	DEU	Max Hofer	AUT	Audi R8 LMS GT3 evo II	PROAM	2	10	3	1:27.906	0.163	0.163	176.8
3	73	Kessel Racing	CHE	Roman Ziemian	POL	Axcil Jefferies	CHE	Ferrari 488 GT3 Evo	PROAM	3	14	13	1:28.015	0.272	0.109	176.6
4	33	Team GT	DEU	Bernhard Laber	DEU	Alain Valente	CHE	Mercedes AMG GT3 EVO - 2021	PROAM	4	19	13	1:28.404	0.661	0.389	175.8
5	18	Theeba Motorsport	SAU	Reema Juffali	SAU	Adam Christodoulou	GBR	Mercedes AMG GT3 - 2022	PROAM*	5	16	15	1:28.409	0.666	0.005	175.8
6	54	SPS Automotive Performance	DEU	Dexter Müller	CHE	Yannick Mettler	CHE	Mercedes AMG GT3 - 2020	PROAM	6	17	13	1:28.563	0.820	0.154	175.5
7	15	Twin Busch by equipe Vitesse	DEU	Mario Hirsch	DEU	Dominik Schraml	AUT	Mercedes AMG GT3 - 2021	PROAM	7	17	12	1:28.901	1.158	0.338	174.8
8	133	Kessel Racing	CHE	Murat Ruhi Cuhadaroglu	TUR	David Fumanelli	ITA	Ferrari 488 GT3 Evo	PROAM	8	15	13	1:30.410	2.667	1.509	171.9
9	9	GetSpeed Performance	DEU	Janine Shoffner	GBR	Moritz Kranz	DEU	Mercedes AMG GT3 - 2022	PROAM	9	16	15	1:30.489	2.746	0.079	171.7
10	182	AF Corse	ITA	Willem Van der Vorm	NLD	Michele Rugolo	ITA	Ferrari 488 GT3 Evo MY 2020	PROAM	10	17	12	1:30.634	2.891	0.145	171.5
11	44	Greystone GT	GBR	Andrew Gilbert	GBR	Fran Rueda	ESP	McLaren 720 S GT3	PROAM	11	19	13	1:30.939	3.196	0.305	170.9
AM																
1	5	Olimp Racing	POL	Stanislaw Jedlinski	POL	Krystian Korzeniowski	POL	Ferrari 488 GT3 MY 2021	AM	1	13	12	1:28.129			176.3
2	55	AF Corse	ITA	Laurent De Meeus	BEL	Johnny Mowlem	GBR	Ferrari 488 GT3 Evo	AM*	2	18	17	1:28.930	0.801	0.801	174.7
3	11	Kessel Racing	CHE	Stephen Earle	USA	Erwin Zanotti	ITA	Ferrari 488 GT3 Evo	AM	3	12	10	1:28.932	0.803	0.002	174.7
4	630	Motopark	DEU	Heiko Neumann	DEU	Timo Rumpfkeil	DEU	Mercedes AMG GT3 2021	AM	4	16	14	1:29.222	1.093	0.290	174.2
5	91	Baron Motorsport	AUT	Ernst Kirchmavr	AUT	Philipp Baron	AUT	Ferrari 488 GT3 Evo	AM	5	12	10	1:29.568	1.439	0.346	173.5
6	25	Mann Filter Team Landgraf	DEU	Alexander Hrachowina	AUT	Martin Konrad	AUT	Mercedes AMG GT3 EVO - 2021	AM	6	12	9	1:30.013	1.884	0.445	172.6
7	786	GetSpeed Performance	DEU	Kiki Sak Nana	THA	Adam Osieka	DEU	Mercedes AMG GT3 - 2022	AM	7	19	17	1:30.132	2.003	0.119	172.4
8	17	Antonelli Motorsport	ITA	Florian Scholze	DEU	Marco Antonelli	ITA	Mercedes AMG GT3 - 2022	AM	8	17	15	1:30.463	2.334	0.331	171.8

*** PENALTIES**

CAR 44 TIME 1:32.652 DELETED TRACK LIMITS AT T 9 AND 10

CAR 18 TIME 1:30.508 DELETED TRACK LIMITS AT T 10

CAR 54 TIME 1:31.096 DELETED TRACK LIMITS AT T 10

CAR 182 TIME 1:33.161 DELETED TRACK LIMITS AT T 9

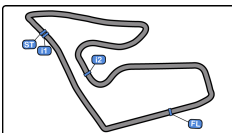
CAR 19 TIME 1:30.524 DELETED TRACK LIMITS AT T 10

Published at:.....

Track Temp: 13.7 °C Air Temp: 10.6 °C Humidity: 87 % Track Status: DRY

Stewards:	Race Director:	Timekeeper: Luis Angel García Nuñez <i>[Signature]</i> JOB/I-0030-ESP
------------------	-----------------------	------------------------------------------------------------------------------------





Red Bull Ring
International GT Open
Qualifying - 2 Driver - 2



Provisional Results by Category

Red Bull Ring 4.318 m.

- CAR 33 TIME 1:30.185 DELETED TRACK LIMITS AT T 10
- CAR 55 TIME 1:31.060 DELETED TRACK LIMITS AT T 10
- CAR 133 TIME 1:32.282 DELETED TRACK LIMITS AT T 10
- CAR 911 TIME 1:29.446 DELETED TRACK LIMITS AT T 10
- CAR 19 TIME 1:30.031 DELETED TRACK LIMITS AT T 9
- CAR 44 TIME 1:33.141 DELETED TRACK LIMITS AT T 10
- CAR 18 TIME 3:20.952 DELETED TRACK LIMITS AT T 10
- CAR 5 TIME 1:28.980 DELETED TRACK LIMITS AT T10
- CAR 17 TIME 1:31.356 DELETED TRACK LIMITS AT T 10
- CAR 786 TIME 1:32.027 DELETED TRACK LIMITS AT T 10
- CAR 15 TIME 1:29.332 DELETED TRACK LIMITS AT T 9
- CAR 777 TIME 1:28.374 DELETED TRACK LIMITS AT T 9
- CAR 73 TIME 1:28.362 DELETED TRACK LIMITS AT T 10
- CAR 18 TIME 1:28.530 DELETED TRACK LIMITS AT T 9 AND 10
- CAR 777 TIME 1:28.719 DELETED TRACK LIMITS AT T 9
- CAR 54 TIME 1:29.073 DELETED TRACK LIMITS AT T 10
- CAR 72 TIME 1:28.448 DELETED TRACK LIMITS AT T 10
- CAR 55 TIME 1:29.628 DELETED TRACK LIMITS AT T 10
- CAR 133 TIME 1:31.727 DELETED TRACK LIMITS AT T 9
- CAR 18 TIME 1:29.066 DELETED TRACK LIMITS AT T 9
- CAR 786 TIME 1:31.277 DELETED TRACK LIMITS AT T 9
- CAR 133 TIME 1:31.870 DELETED TRACK LIMITS AT T 9
- CAR 63 TIME 5:13.586 DELETED TRACK LIMITS AT T 9
- CAR 9 TIME 8:15.018 DELETED TRACK LIMITS AT T 9
- CAR 25 TIME 1:29.762 DELETED TRACK LIMITS AT T 10
- CAR 3 TIME 1:28.094 DELETED TRACK LIMITS AT T 10
- CAR 9 TIME 1:30.823 DELETED TRACK LIMITS AT T 9
- CAR 777 TIME 5:00.670 DELETED TRACK LIMITS AT T 9
- CAR 133 TIME 2:56.331 DELETED TRACK LIMITS AT T 10
- CAR 9 TIME 1:30.490 DELETED TRACK LIMITS AT T 10
- CAR 19 TIME 1:35.298 DELETED TRACK LIMITS AT T 10
- CAR 3 TIME 1:39.228 DELETED TRACK LIMITS AT T 10
- CAR 33 TIME 1:29.031 DELETED TRACK LIMITS AT T 9
- CAR 72 TIME 1:28.113 DELETED TRACK LIMITS AT T 9
- CAR 55 TIME 1:28.984 DELETED TRACK LIMITS AT T 9

Published at:.....

Track Temp: 13.7 °C Air Temp: 10.6 °C Humidity: 87 % Track Status: DRY

Stewards:

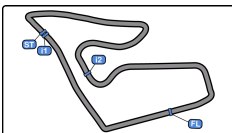
Race Director:

Timekeeper:

Luis Angel García Nuñez

JOB/I-0030-ESP





Red Bull Ring
International GT Open
Qualifying - 2 Driver - 2



Provisional Results by Category

Red Bull Ring 4.318 m.

- CAR 55 TIME 1:28.800 DELETED TRACK LIMITS AT T 10
- CAR 777 TIME 1:27.844 DELETED TRACK LIMITS AT T 9
- CAR 786 TIME 1:30.576 DELETED TRACK LIMITS AT T 9
- CAR 17 TIME 1:29.960 DELETED TRACK LIMITS AT T 10
- CAR 73 TIME 1:35.065 DELETED TRACK LIMITS AT T 1
- CAR 18 TIME 1:28.235 DELETED TRACK LIMITS AT T 10
- CAR 17 TIME 1:30.030 DELETED TRACK LIMITS AT T 9
- CAR 3 TIME 1:31.352 DELETED TRACK LIMITS AT T 10
- CAR 33 TIME 1:28.361 DELETED TRACK LIMITS AT T 10
- CAR 19 TIME 1:29.472 DELETED TRACK LIMITS AT T 9
- CAR 3 TIME 1:27.914 DELETED TRACK LIMITS AT T 9
- CAR 777 TIME 1:27.612 DELETED TRACK LIMITS AT T 9
- CAR 133 REPRIMAND - CROSSING WHITE LINE AT PIT ENTRY
- CAR 786 TIME 1:30.716 DELETED TRACK LIMITS AT T 9
- CAR 19 TIME 1:38.695 DELETED TRACK LIMITS AT T 9
- CAR 777 TIME 1:34.462 DELETED TRACK LIMITS AT T 9
- CAR 54 TIME 1:28.642 DELETED TRACK LIMITS AT T 9
- CAR 18 TIME 1:28.473 DELETED TRACK LIMITS AT T 9
- CAR 17 TIME 1:30.294 DELETED TRACK LIMITS AT T 9
- CAR 54 TIME 1:28.755 DELETED TRACK LIMITS AT T 9
- CAR 786 TIME 1:30.093 DELETED TRACK LIMITS AT T 9
- CAR 33 TIME 1:28.236 DELETED TRACK LIMITS AT T 9
- CAR 630 TIME 1:29.231 DELETED TRACK LIMITS AT T 9

Published at:.....

Track Temp: 13.7 °C Air Temp: 10.6 °C Humidity: 87 % Track Status: DRY

Stewards:

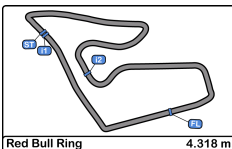
Race Director:

Timekeeper:

Luis Angel García Nuñez

JOB/I-0030-ESP





Red Bull Ring
International GT Open
Qualifying - 2 Driver - 2
Provisional Results by Class



Cls	Nº	Entrant/Team	Nat	Driver 1	Nat	Driver 2	Nat	Vehicle	Cat	Cls	Laps	Best	Time	Gap	Interval	Km/h
International GT Open																
1	777	Olimp Racing	POL	Marcin Jedlinski	POL	Karol Basz	POL	Audi R8 GT3 Evo 2	PROAM	1	15	12	1:27.743			177.1
2	72	Optimum Motorsport	GBR	Nick Moss	GBR	Joe Osborne	GBR	McLaren 720 S GT3	PRO	1	14	12	1:27.867	0.124	0.124	176.9
3	3	Aust Motorsport	DEU	Dino Steiner	DEU	Max Hofer	AUT	Audi R8 LMS GT3 evo II	PROAM	2	10	3	1:27.906	0.163	0.039	176.8
4	73	Kessel Racing	CHE	Roman Ziemian	POL	Axcil Jefferies	AUT	Ferrari 488 GT3 Evo	PROAM	3	14	13	1:28.015	0.272	0.109	176.6
5	5	Olimp Racing	POL	Stanislaw Jedlinski	POL	Krystian Korzeniowski	POL	Ferrari 488 GT3 MY 2021	AM	1	13	12	1:28.129	0.386	0.114	176.3
6	63	Oregon Team	ITA	Benjamin Hites	CHL	Leonardo Pulcini	ITA	Lamborghini Huracan GT3 EVO MY2022	PRO	2	13	12	1:28.207	0.464	0.078	176.2
7	33	Team GT	DEU	Bernhard Laber	DEU	Alain Valente	CHE	Mercedes AMG GT3 EVO - 2021	PROAM	4	19	13	1:28.404	0.661	0.197	175.8
8	18	Theeba Motorsport	SAU	Reema Juffali	SAU	Adam Christodoulou	GBR	Mercedes AMG GT3 - 2022	PROAM*	5	16	15	1:28.409	0.666	0.005	175.8
9	911	GetSpeed Performance	DEU	Sébastien Baud	FRA	Steve Jans	USA	Mercedes AMG GT3 - 2022	PRO	3	16	13	1:28.460	0.717	0.051	175.7
10	54	SPS Automotive Performance	DEU	Dexter Müller	CHE	Yannick Mettler	CHE	Mercedes AMG GT3 - 2020	PROAM	6	17	13	1:28.563	0.820	0.103	175.5
11	15	Twin Busch by equipe Vitesse	DEU	Mario Hirsch	DEU	Dominik Schraml	AUT	Mercedes AMG GT3 - 2021	PROAM	7	17	12	1:28.901	1.158	0.338	174.8
12	55	AF Corse	ITA	Laurent De Meeus	BEL	Johnny Mowlem	GBR	Ferrari 488 GT3 Evo	AM*	2	18	17	1:28.930	1.187	0.029	174.7
13	11	Kessel Racing	CHE	Stephen Earle	USA	Erwin Zanotti	ITA	Ferrari 488 GT3 Evo	AM	3	12	10	1:28.932	1.189	0.002	174.7
14	19	Oregon Team	ITA	Kevin Gilardoni	CHE	Glenn Van Berlo	NLD	Lamborghini Huracan GT3 EVO MY2022	PRO	4	16	11	1:29.016	1.273	0.084	174.6
15	630	Motopark	DEU	Heiko Neumann	DEU	Timo Rumpfkeil	DEU	Mercedes AMG GT3 2021	AM	4	16	14	1:29.222	1.479	0.206	174.2
16	91	Baron Motorsport	AUT	Ernst Kirchmair	AUT	Philipp Baron	AUT	Ferrari 488 GT3 Evo	AM	5	12	10	1:29.568	1.825	0.346	173.5
17	25	Mann Filter Team Landgraf	DEU	Alexander Hrachowina	AUT	Martin Konrad	AUT	Mercedes AMG GT3 EVO - 2021	AM	6	12	9	1:30.013	2.270	0.445	172.6
18	786	GetSpeed Performance	DEU	Kiki Sak Nana	THA	Adam Osieka	DEU	Mercedes AMG GT3 - 2022	AM	7	19	17	1:30.132	2.389	0.119	172.4
19	133	Kessel Racing	CHE	Murat Ruhi Cuhadaroglu	TUR	David Fumanelli	ITA	Ferrari 488 GT3 Evo	PROAM	8	15	13	1:30.410	2.667	0.278	171.9
20	17	Antonelli Motorsport	ITA	Florian Scholze	DEU	Marco Antonelli	ITA	Mercedes AMG GT3 - 2022	AM	8	17	15	1:30.463	2.720	0.053	171.8
21	9	GetSpeed Performance	DEU	Janine Shoffner	GBR	Moritz Kranz	DEU	Mercedes AMG GT3 - 2022	PROAM	9	16	15	1:30.489	2.746	0.026	171.7
22	182	AF Corse	ITA	Willem Van der Vorm	NLD	Michele Rugolo	ITA	Ferrari 488 GT3 Evo MY 2020	PROAM	10	17	12	1:30.634	2.891	0.145	171.5
23	44	Greystone GT	GBR	Andrew Gilbert	GBR	Fran Rueda	ESP	McLaren 720 S GT3	PROAM	11	19	13	1:30.939	3.196	0.305	170.9

*** PENALTIES**

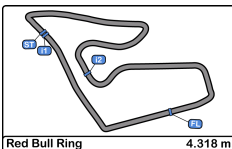
- CAR 44 TIME 1:32.652 DELETED TRACK LIMITS AT T 9 AND 10
- CAR 18 TIME 1:30.508 DELETED TRACK LIMITS AT T 10
- CAR 54 TIME 1:31.096 DELETED TRACK LIMITS AT T 10
- CAR 182 TIME 1:33.161 DELETED TRACK LIMITS AT T 9
- CAR 19 TIME 1:30.524 DELETED TRACK LIMITS AT T 10
- CAR 33 TIME 1:30.185 DELETED TRACK LIMITS AT T 10
- CAR 55 TIME 1:31.060 DELETED TRACK LIMITS AT T 10
- CAR 133 TIME 1:32.282 DELETED TRACK LIMITS AT T 10

Published at:.....

Track Temp: 13.7 °C Air Temp: 10.6 °C Humidity: 87 % Track Status: DRY

Stewards:	Race Director:	Timekeeper: Luis Angel García Nuñez <i>[Signature]</i> JOB/I-0030-ESP
------------------	-----------------------	------------------------------------------------------------------------------------





Red Bull Ring
International GT Open
Qualifying - 2 Driver - 2
Provisional Results by Class



Red Bull Ring 4.318 m.

- CAR 911 TIME 1:29.446 DELETED TRACK LIMITS AT T 10
- CAR 19 TIME 1:30.031 DELETED TRACK LIMITS AT T 9
- CAR 44 TIME 1:33.141 DELETED TRACK LIMITS AT T 10
- CAR 18 TIME 3:20.952 DELETED TRACK LIMITS AT T 10
- CAR 5 TIME 1:28.980 DELETED TRACK LIMITS AT T10
- CAR 17 TIME 1:31.356 DELETED TRACK LIMITS AT T 10
- CAR 786 TIME 1:32.027 DELETED TRACK LIMITS AT T 10
- CAR 15 TIME 1:29.332 DELETED TRACK LIMITS AT T 9
- CAR 777 TIME 1:28.374 DELETED TRACK LIMITS AT T 9
- CAR 73 TIME 1:28.362 DELETED TRACK LIMITS AT T 10
- CAR 18 TIME 1:28.530 DELETED TRACK LIMITS AT T 9 AND 10
- CAR 777 TIME 1:28.719 DELETED TRACK LIMITS AT T 9
- CAR 54 TIME 1:29.073 DELETED TRACK LIMITS AT T 10
- CAR 72 TIME 1:28.448 DELETED TRACK LIMITS AT T 10
- CAR 55 TIME 1:29.628 DELETED TRACK LIMITS AT T 10
- CAR 133 TIME 1:31.727 DELETED TRACK LIMITS AT T 9
- CAR 18 TIME 1:29.066 DELETED TRACK LIMITS AT T 9
- CAR 786 TIME 1:31.277 DELETED TRACK LIMITS AT T 9
- CAR 133 TIME 1:31.870 DELETED TRACK LIMITS AT T 9
- CAR 63 TIME 5:13.586 DELETED TRACK LIMITS AT T 9
- CAR 9 TIME 8:15.018 DELETED TRACK LIMITS AT T 9
- CAR 25 TIME 1:29.762 DELETED TRACK LIMITS AT T 10
- CAR 3 TIME 1:28.094 DELETED TRACK LIMITS AT T 10
- CAR 9 TIME 1:30.823 DELETED TRACK LIMITS AT T 9
- CAR 777 TIME 5:00.670 DELETED TRACK LIMITS AT T 9
- CAR 133 TIME 2:56.331 DELETED TRACK LIMITS AT T 10
- CAR 9 TIME 1:30.490 DELETED TRACK LIMITS AT T 10
- CAR 19 TIME 1:35.298 DELETED TRACK LIMITS AT T 10
- CAR 3 TIME 1:39.228 DELETED TRACK LIMITS AT T 10
- CAR 33 TIME 1:29.031 DELETED TRACK LIMITS AT T 9
- CAR 72 TIME 1:28.113 DELETED TRACK LIMITS AT T 9
- CAR 55 TIME 1:28.984 DELETED TRACK LIMITS AT T 9
- CAR 55 TIME 1:28.800 DELETED TRACK LIMITS AT T 10
- CAR 777 TIME 1:27.844 DELETED TRACK LIMITS AT T 9
- CAR 786 TIME 1:30.576 DELETED TRACK LIMITS AT T 9

Published at:.....

Track Temp: 13.7 °C Air Temp: 10.6 °C Humidity: 87 % Track Status: DRY

Stewards:

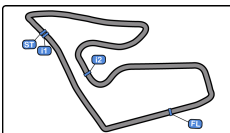
Race Director:

Timekeeper:

Luis Angel García Nuñez

JOB/I-0030-ESP





Red Bull Ring
International GT Open
Qualifying - 2 Driver - 2



Provisional Results by Class

Red Bull Ring 4.318 m.

- CAR 17 TIME 1:29.960 DELETED TRACK LIMITS AT T 10
- CAR 73 TIME 1:35.065 DELETED TRACK LIMITS AT T 1
- CAR 18 TIME 1:28.235 DELETED TRACK LIMITS AT T 10
- CAR 17 TIME 1:30.030 DELETED TRACK LIMITS AT T 9
- CAR 3 TIME 1:31.352 DELETED TRACK LIMITS AT T 10
- CAR 33 TIME 1:28.361 DELETED TRACK LIMITS AT T 10
- CAR 19 TIME 1:29.472 DELETED TRACK LIMITS AT T 9
- CAR 3 TIME 1:27.914 DELETED TRACK LIMITS AT T 9
- CAR 777 TIME 1:27.612 DELETED TRACK LIMITS AT T 9
- CAR 133 REPRIMAND - CROSSING WHITE LINE AT PIT ENTRY
- CAR 786 TIME 1:30.716 DELETED TRACK LIMITS AT T 9
- CAR 19 TIME 1:38.695 DELETED TRACK LIMITS AT T 9
- CAR 777 TIME 1:34.462 DELETED TRACK LIMITS AT T 9
- CAR 54 TIME 1:28.642 DELETED TRACK LIMITS AT T 9
- CAR 18 TIME 1:28.473 DELETED TRACK LIMITS AT T 9
- CAR 17 TIME 1:30.294 DELETED TRACK LIMITS AT T 9
- CAR 54 TIME 1:28.755 DELETED TRACK LIMITS AT T 9
- CAR 786 TIME 1:30.093 DELETED TRACK LIMITS AT T 9
- CAR 33 TIME 1:28.236 DELETED TRACK LIMITS AT T 9
- CAR 630 TIME 1:29.231 DELETED TRACK LIMITS AT T 9

Published at:.....

Track Temp: 13.7 °C Air Temp: 10.6 °C Humidity: 87 % Track Status: DRY

Stewards:

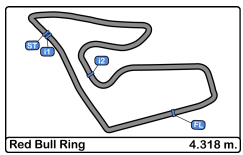
Race Director:

Timekeeper:

Luis Angel García Nuñez

JOB/I-0030-ESP





Red Bull Ring
International GT Open
Qualifying - 2 Driver - 2
Lap Analysis



3 Dino Steiner Audi R8 LMS GT3 evo II 11 Stephen Earle Ferrari 488 GT3 Evo
PROAM Max Hofer Aust Motorsport AM Erwin Zanotti Kessel Racing

Table with 14 columns: Lap, D, Time, Sector 1, Sector 2, Sector 3, T. Spd, Elapsed. Rows 1-10 for driver 3 and driver 11.

5 Stanislaw Jedlinski Ferrari 488 GT3 MY 2021
AM Krystian Korzeniewski Olimp Racing

Table with 14 columns: Lap, D, Time, Sector 1, Sector 2, Sector 3, T. Spd, Elapsed. Rows 1-13 for driver 5.

15 Mario Hirsch Mercedes AMG GT3 - 2021
PROAM Dominik Schraml Twin Busch by equipe Vitesse

Table with 14 columns: Lap, D, Time, Sector 1, Sector 2, Sector 3, T. Spd, Elapsed. Rows 1-17 for driver 15.

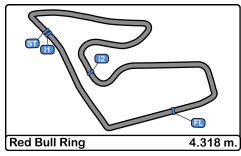
9 Janine Shoffner Mercedes AMG GT3 - 2022
PROAM Moritz Kranz GetSpeed Performance

Table with 14 columns: Lap, D, Time, Sector 1, Sector 2, Sector 3, T. Spd, Elapsed. Rows 1-16 for driver 9.

17 Florian Scholze Mercedes AMG GT3 - 2022
AM Marco Antonelli Antonelli Motorsport

Table with 14 columns: Lap, D, Time, Sector 1, Sector 2, Sector 3, T. Spd, Elapsed. Rows 1-17 for driver 17.





Red Bull Ring
International GT Open
Qualifying - 2 Driver - 2
Lap Analysis



18 Reema Juffali Mercedes AMG GT3 - 2022 **33** Bernhard Laber Mercedes AMG GT3 EVO - 2021

PROAM* Adam Christodoulou Theeba Motorsport							PROAM Alain Valente Team GT								
Lap	D	Time	Sector 1	Sector 2	Sector 3	T. Spd	Elapsed	Lap	D	Time	Sector 1	Sector 2	Sector 3	T. Spd	Elapsed
1	2	8:31:53.288	8:30:38.556	43.204	31.528	222.2	8:31:53.288	1	2	8:31:50.579	8:30:36.179	42.695	31.705	203.3	8:31:50.579
2	2	1:31.426	22.597	40.885	27.944	236.8	8:33:24.714	2	2	1:31.818	22.700	41.124	27.994	234.2	8:33:22.397
3	2	1:30.508	22.328	40.500	27.680	237.3	8:34:55.222	3	2	1:30.573	22.416	40.554	27.603	235.2	8:34:52.970
4	2	1:35.417 P	22.348	40.427	32.642	238.9	8:36:30.639	4	2	1:30.185	22.284	40.448	27.453	237.3	8:36:23.155
5	2	1:29.952	2:12.844	40.508	27.600	227.8	8:39:51.591	5	2	1:35.006 P	22.303	40.248	32.455	235.2	8:37:58.161
6	2	1:28.727	22.151	39.602	26.974	236.3	8:41:20.318	6	2	2:17.008	1:08.045	40.871	28.092	231.2	8:40:15.169
7	2	1:28.530	21.974	39.583	26.973	237.3	8:42:48.848	7	2	1:29.245	22.269	39.933	27.043	235.2	8:41:44.414
8	2	1:29.066	22.038	39.659	27.369	236.8	8:44:17.914	8	2	1:31.446	22.146	41.128	28.172	237.8	8:43:15.860
9	2	1:35.985 P	22.062	39.676	34.247	236.8	8:45:53.899	9	2	1:28.713	21.994	39.687	27.032	236.3	8:44:44.573
10	2	6:45.905	5:35.086	43.063	27.756	227.8	8:52:39.804	10	2	1:34.427 P	22.098	40.382	31.947	236.8	8:46:19.000
11	2	1:28.438	22.047	39.530	26.861	237.3	8:54:08.242	11	2	3:50.396	2:36.537	44.005	29.854	231.2	8:50:09.396
12	2	1:28.235	21.878	39.591	26.766	237.8	8:55:36.477	12	2	1:29.034	22.186	39.774	27.071	236.3	8:51:38.427
13	2	1:34.444	23.471	43.349	27.624	234.2	8:57:10.921	13	2	1:28.404	21.972	39.538	26.894	236.8	8:53:06.831
14	2	1:28.473	22.034	39.573	26.866	237.8	8:58:39.394	14	2	1:33.841	22.265	44.439	27.137	237.3	8:54:40.672
15	2	1:28.409	21.932	39.469	27.008	238.9	9:00:07.803	15	2	1:28.544	21.998	39.602	26.944	237.3	8:56:09.216
16	2	1:56.978 P	28.487	53.055	35.436	133.4	9:02:04.781	16	2	1:28.364	22.041	39.510	26.810	236.3	8:57:37.577

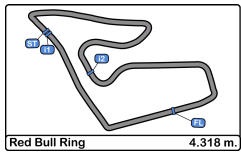
19 Kevin Gilardoni Lamborghini Huracan GT3 EVO MY2022
 PRO Glenn Van Berlo Oregon Team

Lap	D	Time	Sector 1	Sector 2	Sector 3	T. Spd	Elapsed	44 Andrew Gilbert McLaren 720 S GT3							
PROAM Fran Rueda Greystone GT								Lap	D	Time	Sector 1	Sector 2	Sector 3	T. Spd	Elapsed
1	1	8:34:30.609	8:33:17.887	43.731	28.991	220.4	8:34:30.609	1	1	8:31:40.617	8:30:28.811	43.060	28.746	227.3	8:31:40.617
2	1	1:30.524	22.493	40.423	27.608	234.2	8:36:01.133	2	1	1:32.652	23.051	41.110	28.491	235.8	8:33:13.269
3	1	1:30.034	22.340	40.187	27.504	234.2	8:37:31.164	3	1	1:32.138	22.898	40.795	28.445	236.3	8:34:45.407
4	1	1:29.685	22.207	40.050	27.428	234.7	8:39:00.849	4	1	1:33.318	22.935	41.836	28.547	237.3	8:36:18.725
5	1	1:29.385	22.169	39.858	27.358	234.7	8:40:30.234	5	1	1:31.989	22.750	40.861	28.378	236.8	8:37:50.714
6	1	1:38.352	22.221	42.874	33.257	234.7	8:42:08.586	6	1	1:33.144	22.650	41.086	29.405	234.2	8:39:23.855
7	1	1:40.772 P	22.273	41.910	36.589	233.7	8:43:49.358	7	1	1:32.556	22.914	40.823	28.819	235.8	8:40:56.411
8	1	6:40.663	5:25.778	45.735	29.150	207.2	8:50:30.021	8	1	1:32.310	22.876	40.732	28.702	236.3	8:42:28.721
9	1	1:35.208	22.398	39.815	33.085	233.2	8:52:05.319	9	1	1:41.149 P	22.800	41.019	37.330	235.8	8:44:09.870
10	1	1:29.472	22.188	39.799	27.485	233.7	8:53:34.791	10	1	4:05.836	2:55.999	41.447	28.390	230.7	8:48:15.706
11	1	1:29.016	22.209	39.645	27.162	234.7	8:55:03.807	11	1	1:31.062	22.720	40.326	28.016	235.8	8:49:46.768
12	1	1:38.695	23.921	46.521	28.253	142.4	8:56:42.502	12	1	1:31.665	22.838	40.735	28.092	236.8	8:51:18.433
13	1	1:34.079	22.878	41.209	29.992	233.2	8:58:16.581	13	1	1:30.939	22.359	40.480	28.100	237.3	8:52:49.372
14	1	1:29.195	22.249	39.742	27.204	234.7	8:59:45.776	14	1	1:31.319	22.447	40.682	28.190	236.8	8:54:20.691
15	1	1:29.047	22.245	39.715	27.087	234.2	9:01:14.823	15	1	1:31.608	22.557	40.962	28.089	235.8	8:55:52.299
16	1	1:50.057 P	23.697	47.112	39.248	183.0	9:03:04.880	16	1	1:31.510	22.838	40.483	28.189	235.2	8:57:23.809

25 Alexander Hrachowina Mercedes AMG GT3 EVO - 2021
 AM Martin Konrad Mann Filter Team Landgraf

Lap	D	Time	Sector 1	Sector 2	Sector 3	T. Spd	Elapsed	44 Andrew Gilbert McLaren 720 S GT3							
1	1	8:31:38.839	8:30:28.996	41.522	28.321	228.8	8:31:38.839	17	1	1:31.413	22.664	40.681	28.068	236.3	8:58:55.222
2	1	1:31.655	22.702	40.716	28.237	234.7	8:33:10.494	18	1	1:31.383	22.774	40.655	27.954	236.3	9:00:26.605
3	1	1:32.176	22.670	41.227	28.279	235.8	8:34:42.670	19	1	1:44.092 P	23.791	44.632	35.669	235.2	9:02:10.697
4	1	1:30.576	22.370	40.450	27.756	237.8	8:36:13.246								
5	1	1:31.205	22.436	40.680	28.089	237.3	8:37:44.451								
6	1	1:31.317	22.459	40.512	28.346	236.8	8:39:15.768								
7	1	1:37.340 P	22.594	40.622	34.124	236.3	8:40:53.108								
8	1	6:23.140	5:15.119	40.479	27.542	232.2	8:47:16.248								
9	1	1:30.013	22.553	40.149	27.311	235.8	8:48:46.261								
10	1	1:29.762	22.317	39.986	27.459	237.3	8:50:16.023								
11	1	1:30.512	22.271	40.144	28.097	238.4	8:51:46.535								
12	1	1:38.581 P	22.501	41.329	34.751	238.4	8:53:25.116								





Red Bull Ring
International GT Open
Qualifying - 2 Driver - 2
Lap Analysis



54	Dexter Müller	Mercedes AMG GT3 - 2020	63	Benjamin Hites	Lamborghini Huracan GT3 EVO MY2022
PROAM	Yannick Mettler	SPS Automotive Performance	PRO	Leonardo Pulcini	Oregon Team

Lap	D	Time	Sector 1	Sector 2	Sector 3	T. Spd	Elapsed	Lap	D	Time	Sector 1	Sector 2	Sector 3	T. Spd	Elapsed
1	2	8:31:54.356	8:30:33.546	49.945	30.865	171.1	8:31:54.356	1	2	8:34:39.576	8:33:25.378	45.013	29.185	208.0	8:34:39.576
2	2	1:35.914	23.047	44.615	28.252	234.2	8:33:30.270	2	2	1:29.953	22.445	40.241	27.267	234.7	8:36:09.529
3	2	1:34.996	22.547	40.709	27.840	235.8	8:35:01.366	3	2	1:29.165	22.290	39.791	27.084	234.7	8:37:38.694
4	2	1:38.025 P	23.017	41.152	33.856	227.8	8:36:39.391	4	2	1:28.869	22.183	39.590	27.096	234.2	8:39:07.563
5	2	2:26.591	1:13.354	45.375	27.862	233.7	8:39:05.982	5	2	1:28.789	22.092	39.600	27.097	235.8	8:40:36.352
6	2	1:29.336	22.331	39.881	27.124	236.8	8:40:35.318	6	2	1:33.679 P	22.020	39.534	32.125	236.8	8:42:10.031
7	2	1:29.008	22.171	39.747	27.090	237.8	8:42:04.326	7	2	1:43.506	4:03.858	41.382	28.346	229.2	8:47:23.617
8	2	1:29.073	22.147	39.685	27.241	238.4	8:43:33.399	8	2	1:28.566	22.212	39.473	26.881	235.2	8:48:52.183
9	2	1:29.310	22.176	39.933	27.201	238.9	8:45:02.709	9	2	1:34.636	22.152	42.773	29.711	236.3	8:50:26.819
10	2	1:38.424 P	22.222	40.623	35.579	236.3	8:46:41.133	10	2	1:34.449	22.130	40.508	31.811	235.2	8:52:01.268
11	2	5:48.089	4:39.682	41.044	27.363	231.7	8:52:29.222	11	2	1:28.401	22.222	39.455	26.724	234.7	8:53:29.669
12	2	1:28.791	22.162	39.734	26.895	237.3	8:53:58.013	12	2	1:28.207	22.034	39.411	26.762	235.8	8:54:57.876
13	2	1:28.563	22.026	39.600	26.937	238.4	8:55:26.576	13	2	1:44.785 P	22.093	40.363	42.329	236.3	8:56:42.661
14	2	1:33.598	22.131	43.496	27.971	237.3	8:57:00.174	72							
15	2	1:28.642	22.077	39.534	27.031	238.4	8:58:28.816	PRO		Nick Moss	McLaren 720 S GT3				
16	2	1:28.755	22.092	39.761	26.902	236.8	8:59:57.571	PRO		Joe Osborne	Optimum Motorsport				
17	2	1:46.784 P	23.893	46.084	36.807	190.4	9:01:44.355	Lap D	Time	Sector 1	Sector 2	Sector 3	T. Spd	Elapsed	
								1	2	8:37:02.386	8:35:52.857	41.120	28.409	231.7	8:37:02.386
								2	2	1:29.320	22.065	39.812	27.443	237.8	8:38:31.706
								3	2	1:28.696	21.953	39.635	27.108	239.4	8:40:00.402
								4	2	1:28.399	21.969	39.538	26.892	239.4	8:41:28.801
								5	2	1:35.136	22.200	44.286	28.650	238.9	8:43:03.937
								6	2	1:28.448	21.979	39.525	26.944	239.4	8:44:32.385
								7	2	1:28.512	21.957	39.489	27.066	240.0	8:46:00.897
								8	2	1:32.895 P	21.963	39.425	31.507	239.4	8:47:33.792
								9	2	3:13.481	2:00.190	43.059	30.232	236.8	8:50:47.273
								10	2	1:28.413	22.077	39.317	26.719	238.9	8:52:15.386
								11	2	1:27.927	21.881	39.227	26.819	240.5	8:53:43.313
								12	2	1:27.867	21.931	39.201	26.735	240.0	8:55:11.180
								13	2	1:29.035	21.829	39.266	27.940	240.5	8:56:40.215
								14	2	1:57.103 P	25.989	52.758	38.356	180.3	8:58:37.318

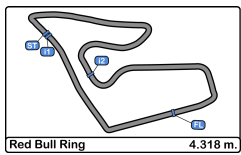
55	Laurent De Meeus	Ferrari 488 GT3 Evo													
AM*	Johnny Mowlem	AF Corse													

Lap	D	Time	Sector 1	Sector 2	Sector 3	T. Spd	Elapsed
1	2	8:32:00.646	8:30:43.378	46.384	30.884	207.6	8:32:00.646
2	2	1:36.019	23.869	43.173	28.977	226.8	8:33:36.665
3	2	1:32.223	22.731	41.272	28.220	238.9	8:35:08.888
4	2	1:31.060	22.386	40.797	27.877	239.4	8:36:39.948
5	2	1:36.721 P	22.419	41.392	32.910	238.4	8:38:16.669
6	2	2:26.937	1:16.287	42.094	28.556	144.1	8:40:43.606
7	2	1:29.829	22.260	40.030	27.539	238.9	8:42:13.435
8	2	1:29.514	22.056	39.941	27.517	240.0	8:43:42.949
9	2	1:29.628	22.125	40.062	27.441	239.4	8:45:12.577
10	2	1:37.646 P	24.187	40.667	32.792	234.7	8:46:50.223
11	2	2:53.290	1:44.861	40.723	27.706	235.2	8:49:43.513
12	2	1:29.230	22.072	39.773	27.385	238.9	8:51:12.743
13	2	1:28.984	22.066	39.671	27.247	239.4	8:52:41.727
14	2	1:28.800	21.994	39.551	27.255	241.0	8:54:10.527
15	2	1:37.185	23.435	44.504	29.246	181.5	8:55:47.712
16	2	1:32.861	22.154	40.970	29.737	240.0	8:57:20.573
17	2	1:28.930	22.032	39.609	27.289	239.4	8:58:49.503
18	2	1:54.388 P	25.590	48.515	40.283	173.6	9:00:43.891

73	Roman Ziemian	Ferrari 488 GT3 Evo													
PROAM	Axcil Jefferies	Kessel Racing													

Lap	D	Time	Sector 1	Sector 2	Sector 3	T. Spd	Elapsed
1	2	8:31:49.520	8:30:35.411	41.264	32.845	229.7	8:31:49.520
2	2	1:30.308	22.386	40.257	27.665	236.8	8:33:19.828
3	2	1:30.417	22.300	40.533	27.584	237.3	8:34:50.245
4	2	1:34.732 P	22.248	40.023	32.461	238.4	8:36:24.977
5	2	2:57.575	1:48.257	40.528	28.790	234.2	8:39:22.552
6	2	1:28.669	22.004	39.542	27.123	237.3	8:40:51.221
7	2	1:28.362	21.871	39.556	26.935	237.8	8:42:19.583
8	2	1:36.479	22.048	46.633	27.798	237.3	8:43:56.062
9	2	1:28.588	22.079	39.453	27.056	236.8	8:45:24.650
10	2	1:33.603 P	21.966	39.863	31.774	238.4	8:46:58.253
11	2	2:27.365	1:19.174	40.235	27.956	234.7	8:49:25.618
12	2	1:28.175	21.965	39.367	26.843	237.3	8:50:53.793
13	2	1:28.015	21.888	39.357	26.770	238.4	8:52:21.808
14	2	1:36.065 P	21.892	39.544	33.629	237.8	8:53:56.873





Red Bull Ring
International GT Open
Qualifying - 2 Driver - 2
Lap Analysis



91 Ernst Kirchmavr Ferrari 488 GT3 Evo **630** Heiko Neumann Mercedes AMG GT3 2021
 AM Philipp Baron Baron Motorsport AM Timo Rumpfkeil Motopark

Lap	D	Time	Sector 1	Sector 2	Sector 3	T. Spd	Elapsed	Lap	D	Time	Sector 1	Sector 2	Sector 3	T. Spd	Elapsed
1	1	8:32:33.755	8:31:14.497	48.407	30.851	172.8	8:32:33.755	1	2	8:31:44.715	8:30:29.688	42.939	32.088	228.8	8:31:44.715
2	1	1:31.639	22.519	41.125	27.995	238.4	8:34:05.394	2	2	1:37.017 P	22.999	41.582	32.436	234.2	8:33:21.732
3	1	1:30.618	22.386	40.513	27.719	241.0	8:35:36.012	3	2	2:36.179	1:23.851	41.147	31.181	232.2	8:35:57.911
4	1	1:31.859	22.202	40.429	29.228	241.6	8:37:07.871	4	2	1:30.911	22.334	40.736	27.841	236.3	8:37:28.822
5	1	1:44.120	27.212	45.796	31.112	203.3	8:38:51.991	5	2	1:30.650	22.255	40.497	27.898	236.3	8:38:59.472
6	1	1:38.515 P	22.394	40.463	35.658	239.4	8:40:30.506	6	2	1:29.868	22.223	40.186	27.459	236.3	8:40:29.340
7	1	9:28.740	8:17.544	42.841	28.355	224.0	8:49:59.246	7	2	1:30.020	22.295	40.134	27.591	236.3	8:41:59.360
8	1	1:30.188	22.323	40.315	27.550	239.4	8:51:29.434	8	2	1:29.840	22.234	40.070	27.536	236.3	8:43:29.200
9	1	1:29.808	22.236	40.062	27.510	239.4	8:52:59.242	9	2	1:35.129 P	22.290	40.271	32.568	236.3	8:45:04.329
10	1	1:29.568	22.149	40.111	27.308	239.4	8:54:28.810	10	2	7:57.915	6:48.014	42.370	27.531	169.2	8:53:02.244
11	1	1:51.362	25.343	51.937	34.082	140.9	8:56:20.172	11	2	1:29.239	22.192	39.846	27.201	236.3	8:54:31.483
12	1	1:38.562 P	22.204	41.457	34.901	238.9	8:57:58.734	12	2	1:40.547	22.091	48.204	30.252	237.8	8:56:12.030

133 Murat Ruhi Cuhadaroglu Ferrari 488 GT3 Evo
 PROAM David Fumanelli Kessel Racing

Lap	D	Time	Sector 1	Sector 2	Sector 3	T. Spd	Elapsed
1	1	8:32:01.708	8:30:45.101	45.213	31.394	204.5	8:32:01.708
2	1	1:38.080	23.437	43.427	31.216	227.8	8:33:39.788
3	1	1:33.299	22.717	42.139	28.443	237.3	8:35:13.087
4	1	1:32.282	22.664	41.610	28.008	237.8	8:36:45.369
5	1	2:05.865 P	22.441		2:33.873	237.8	8:38:51.234
6	1	3:36.473	2:25.861	41.960	28.652	231.2	8:42:27.707
7	1	1:31.727	22.643	41.060	28.024	237.3	8:43:59.434
8	1	1:31.670	22.590	41.101	27.979	237.3	8:45:31.104
9	1	1:31.870	22.537	41.156	28.177	237.3	8:47:02.974
10	1	1:45.194 P	24.252	43.712	37.230	210.9	8:48:48.168
11	1	2:56.331	1:44.440	43.645	28.246	196.0	8:51:44.499
12	1	1:31.783	22.643	41.266	27.874	238.4	8:53:16.282
13	1	1:30.410	22.344	40.438	27.628	237.8	8:54:46.692
14	1	1:54.627	23.748	49.854	41.025	159.5	8:56:41.319
15	1	1:49.727 P	25.233	45.551	38.943	178.5	8:58:31.046

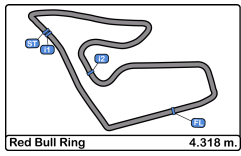
777 Marcin Jedlinski Audi R8 GT3 Evo 2
 PROAM Karol Basz Olimp Racing

Lap	D	Time	Sector 1	Sector 2	Sector 3	T. Spd	Elapsed
1	2	8:32:01.710	8:30:50.291	43.329	28.090	159.5	8:32:01.710
2	2	1:30.454	22.446	40.432	27.576	238.9	8:33:32.164
3	2	1:29.664	22.180	39.956	27.528	241.0	8:35:01.828
4	2	1:34.864 P	22.095	40.177	32.592	241.0	8:36:36.692
5	2	3:39.802	2:31.246	39.694	28.862	236.3	8:40:16.494
6	2	1:28.374	21.878	39.399	27.097	241.0	8:41:44.868
7	2	1:28.719	21.887	39.636	27.196	241.6	8:43:13.587
8	2	1:28.009	21.823	39.224	26.962	241.0	8:44:41.596
9	2	1:34.648 P	21.839	39.795	33.014	241.6	8:46:16.244
10	2	5:00.670	3:49.740	43.256	27.674	236.8	8:51:16.914
11	2	1:27.844	21.806	39.263	26.775	240.5	8:52:44.758
12	2	1:27.743	21.808	39.104	26.831	240.5	8:54:12.501
13	2	1:27.642	21.696	39.083	26.833	242.1	8:55:40.113
14	2	1:34.462	21.689	45.631	27.142	242.1	8:57:14.575
15	2	1:35.906 P	21.812	40.643	33.451	241.0	8:58:50.481

182 Willem Van der Vorm Ferrari 488 GT3 Evo MY 2020
 PROAM Michele Rugolo AF Corse

Lap	D	Time	Sector 1	Sector 2	Sector 3	T. Spd	Elapsed
1	1	8:33:17.112	8:32:03.751	43.669	29.692	165.3	8:33:17.112
2	1	1:33.164	22.921	41.344	28.896	235.2	8:34:50.273
3	1	1:38.829	23.934	46.335	28.560	235.8	8:36:29.102
4	1	1:32.213	22.649	41.292	28.272	237.3	8:38:01.315
5	1	1:34.683	22.513	42.116	30.054	236.3	8:39:35.998
6	1	1:31.976	22.683	40.686	28.607	235.2	8:41:07.974
7	1	1:31.711	22.635	40.664	28.412	236.3	8:42:39.685
8	1	1:30.842	22.400	40.230	28.212	236.8	8:44:10.527
9	1	1:42.325 P	22.484	42.676	37.165	235.8	8:45:52.852
10	1	3:26.795	2:16.971	41.481	28.343	232.2	8:49:19.647
11	1	1:30.785	22.485	40.321	27.979	235.8	8:50:50.432
12	1	1:30.634	22.285	40.038	28.311	236.8	8:52:21.066
13	1	1:34.742	23.686	41.326	29.730	224.5	8:53:55.808
14	1	1:34.567	22.581	40.430	31.556	237.3	8:55:30.375
15	1	1:33.276	22.408	40.725	30.143	234.7	8:57:03.651
16	1	1:33.151	22.289	41.799	29.063	237.8	8:58:36.802
17	1	1:48.580 P	22.543	45.675	40.362	225.0	9:00:25.382





Red Bull Ring
International GT Open
Qualifying - 2 Driver - 2
Lap Analysis



786

Kiki Sak Nana

Mercedes AMG GT3 - 2022

AM

Adam Osieka

GetSpeed Performance

Lap	D	Time	Sector 1	Sector 2	Sector 3	T. Spd	Elapsed
1	1	8:32:36.776	8:31:25.811	42.283	28.682	229.7	8:32:36.776
2	1	1:32.859	22.727	41.725	28.407	235.8	8:34:09.635
3	1	1:32.350	22.766	41.139	28.445	237.8	8:35:41.985
4	1	1:32.074	22.774	40.985	28.315	237.3	8:37:14.059
5	1	1:31.788	22.584	40.887	28.317	237.3	8:38:45.847
6	1	1:32.027	22.484	40.891	28.652	238.4	8:40:17.874
7	1	1:30.844	22.294	40.548	28.002	239.4	8:41:48.718
8	1	1:30.828	22.359	40.473	27.996	238.4	8:43:19.546
9	1	1:31.277	22.479	40.922	27.876	237.8	8:44:50.823
10	1	1:31.443	22.794	40.708	27.941	235.8	8:46:22.266
11	1	1:38.646 P	22.898	40.961	34.787	236.8	8:48:00.912
12	1	3:18.528	2:10.213	40.469	27.846	233.7	8:51:19.440
13	1	1:30.576	22.372	40.493	27.711	238.9	8:52:50.016
14	1	1:37.219	22.407	46.349	28.463	238.9	8:54:27.235
15	1	1:30.746	22.551	40.523	27.642	238.4	8:55:57.951
16	1	1:30.454	22.640	40.336	27.478	237.8	8:57:28.405
17	1	1:30.132	22.397	40.308	27.427	238.4	8:58:58.537
18	1	1:30.093	22.452	40.353	27.288	239.4	9:00:28.630
19	1	1:45.276 P	24.502	42.994	37.780	196.0	9:02:13.906

911

Sébastien Baud

Mercedes AMG GT3 - 2022

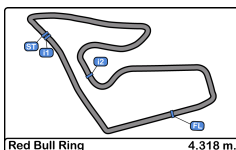
PRO

Steve Jans

GetSpeed Performance

Lap	D	Time	Sector 1	Sector 2	Sector 3	T. Spd	Elapsed
1	1	8:32:24.748	8:31:12.386	43.364	28.998	231.7	8:32:24.748
2	1	1:30.068	22.295	40.332	27.441	237.8	8:33:54.816
3	1	1:29.410	22.187	39.969	27.254	237.3	8:35:24.226
4	1	1:29.446	22.248	40.033	27.165	237.8	8:36:53.672
5	1	1:30.706	22.292	40.175	28.239	237.3	8:38:24.378
6	1	1:29.389	22.283	39.887	27.219	237.8	8:39:53.767
7	1	1:29.192	22.100	39.824	27.268	239.4	8:41:22.959
8	1	1:29.052	22.078	39.747	27.227	238.4	8:42:52.011
9	1	1:48.917 P	24.011	46.228	38.678	203.3	8:44:40.928
10	1	7:44.656	6:37.110	40.419	27.127	231.7	8:52:25.584
11	1	1:28.591	21.962	39.700	26.929	238.4	8:53:54.175
12	1	1:28.461	21.994	39.460	27.007	238.9	8:55:22.636
13	1	1:28.460	22.002	39.546	26.912	237.8	8:56:51.096
14	1	1:29.933	21.959	39.592	28.382	238.9	8:58:21.029
15	1	1:28.509	21.939	39.685	26.885	239.4	8:59:49.538
16	1	1:40.159 P	22.069	39.621	38.469	239.4	9:01:29.697



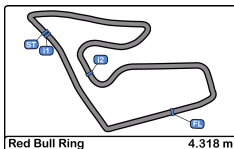


Red Bull Ring
International GT Open
Qualifying - 2 Driver - 2
Best Sectors Results



Sector - 1				Sector - 2				Sector - 3				Ideal Lap vs Best Lap			
Clas	Nº	Driver	Time	Nº	Driver	Time	Nº	Driver	Time	Clas	Nº	Driver	Ideal Lap	Best Lap	Clas
1	777	Karol Basz	21.689	777	Karol Basz	39.083	3	Max Hofer	26.657	1	777	Karol Basz	1:27.547	1:27.743	1
2	5	Krystian Korzeniowski	21.809	3	Max Hofer	39.175	72	Joe Osborne	26.719	2	3	Max Hofer	1:27.720	1:27.906	3
3	72	Joe Osborne	21.829	72	Joe Osborne	39.201	63	Leonardo Pulcini	26.724	3	72	Joe Osborne	1:27.749	1:27.867	2
4	73	Axcil Jefferies	21.871	73	Axcil Jefferies	39.357	33	Alain Valente	26.746	4	73	Axcil Jefferies	1:27.998	1:28.015	4
5	18	Adam Christodoulou	21.878	63	Leonardo Pulcini	39.411	18	Adam Christodoulou	26.766	5	18	Adam Christodoulou	1:28.113	1:28.409	8
6	3	Max Hofer	21.888	5	Krystian Korzeniowski	39.445	73	Axcil Jefferies	26.770	6	5	Krystian Korzeniowski	1:28.129	1:28.129	5
7	911	Sébastien Baud	21.939	911	Sébastien Baud	39.460	777	Karol Basz	26.775	7	63	Leonardo Pulcini	1:28.155	1:28.207	6
8	33	Alain Valente	21.972	33	Alain Valente	39.468	5	Krystian Korzeniowski	26.875	8	33	Alain Valente	1:28.186	1:28.404	7
9	55	Johnny Mowlem	21.994	18	Adam Christodoulou	39.469	911	Sébastien Baud	26.885	9	911	Sébastien Baud	1:28.284	1:28.460	9
10	63	Leonardo Pulcini	22.020	54	Yannick Mettler	39.534	54	Yannick Mettler	26.895	10	54	Yannick Mettler	1:28.455	1:28.563	10
11	54	Yannick Mettler	22.026	55	Johnny Mowlem	39.551	19	Kevin Gilardoni	27.087	11	55	Johnny Mowlem	1:28.792	1:28.930	12
12	11	Erwin Zanotti	22.030	15	Dominik Schraml	39.629	15	Dominik Schraml	27.100	12	15	Dominik Schraml	1:28.799	1:28.901	11
13	15	Dominik Schraml	22.070	19	Kevin Gilardoni	39.645	11	Erwin Zanotti	27.199	13	11	Erwin Zanotti	1:28.875	1:28.932	13
14	630	Timo Rumpfkeil	22.091	11	Erwin Zanotti	39.646	630	Timo Rumpfkeil	27.201	14	19	Kevin Gilardoni	1:28.901	1:29.016	14
15	91	Ernst Kirchmavr	22.149	630	Timo Rumpfkeil	39.842	55	Johnny Mowlem	27.247	15	630	Timo Rumpfkeil	1:29.134	1:29.222	15
16	19	Kevin Gilardoni	22.169	25	Alexander Hrachowina	39.986	786	Kiki Sak Nana	27.288	16	91	Ernst Kirchmavr	1:29.519	1:29.568	16
17	25	Alexander Hrachowina	22.271	17	Marco Antonelli	40.024	91	Ernst Kirchmavr	27.308	17	25	Alexander Hrachowina	1:29.568	1:30.013	17
18	182	Willem Van der Vorm	22.285	182	Willem Van der Vorm	40.038	25	Alexander Hrachowina	27.311	18	17	Marco Antonelli	1:29.787	1:30.463	20
19	786	Kiki Sak Nana	22.294	91	Ernst Kirchmavr	40.062	17	Marco Antonelli	27.392	19	786	Kiki Sak Nana	1:29.890	1:30.132	18
20	133	Murat Ruhi Cuhadaroglu	22.344	9	Janine Shoffner	40.139	133	Murat Ruhi Cuhadaroglu	27.628	20	9	Janine Shoffner	1:30.269	1:30.489	21
21	44	Andrew Gilbert	22.359	786	Kiki Sak Nana	40.308	9	Janine Shoffner	27.714	21	182	Willem Van der Vorm	1:30.302	1:30.634	22
22	17	Marco Antonelli	22.371	44	Andrew Gilbert	40.326	44	Andrew Gilbert	27.954	22	133	Murat Ruhi Cuhadaroglu	1:30.410	1:30.410	19
23	9	Janine Shoffner	22.416	133	Murat Ruhi Cuhadaroglu	40.438	182	Willem Van der Vorm	27.979	23	44	Andrew Gilbert	1:30.639	1:30.939	23



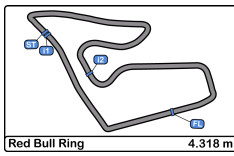


Red Bull Ring
International GT Open
Qualifying - 2 Driver - 2
Best 5 Lap Times



Cl	N°	Entrant/Team	Nat	Driver 1	Nat	Driver 2	Nat	Vehicle	Cat	Cl	Best 1		Best 2		Best 3		Best 4		Best 5	
											Time	Lap	Time	Lap	Time	Lap	Time	Lap	Time	Lap
1	777	Olimp Racing	POL	Marcin Jedlinski	POL	Karol Basz	POL	Audi R8 GT3 Evo 2	PROAM	1	1:27.743	12	1:28.009	8	1:29.664	3	1:30.454	2	1:34.648	9
2	72	Optimum Motorsport	GBR	Nick Moss	GBR	Joe Osborne	GBR	McLaren 720 S GT3	PRO	1	1:27.867	12	1:27.927	11	1:28.399	4	1:28.512	7	1:28.696	3
3	3	Aust Motorsport	DEU	Dino Steiner	DEU	Max Hofer	AUT	Audi R8 LMS GT3 evo II	PROAM	2	1:27.906	3	1:28.054	6	1:28.317	2	1:32.991	10	1:34.333	9
4	73	Kessel Racing	CHE	Roman Ziemian	POL	Axcil Jefferies	ZWE	Ferrari 488 GT3 Evo	PROAM	3	1:28.015	13	1:28.175	12	1:28.588	9	1:28.669	6	1:30.308	2
5	5	Olimp Racing	POL	Stanislaw Jedlinski	POL	Krystian Korzeniowski	POL	Ferrari 488 GT3 MY 2021	AM	1	1:28.129	12	1:28.464	11	1:28.535	7	1:28.797	6	1:29.787	4
6	63	Oregon Team	ITA	Benjamin Hites	CHL	Leonardo Pulcini	ITA	Lamborghini Huracan GT3 EVO MY2022	PRO	2	1:28.207	12	1:28.401	11	1:28.566	8	1:28.789	5	1:28.869	4
7	33	Team GT	DEU	Bernhard Laber	DEU	Alain Valente	CHE	Mercedes AMG GT3 EVO - 2021	PROAM	4	1:28.404	13	1:28.465	17	1:28.544	15	1:28.713	9	1:29.245	7
8	18	Theeba Motorsport	SAU	Reema Juffali	SAU	Adam Christodoulou	GBR	Mercedes AMG GT3 - 2022	PROAM*	5	1:28.409	15	1:28.438	11	1:28.727	6	1:31.426	2	1:34.444	13
9	911	GetSpeed Performance	DEU	Sébastien Baud	FRA	Steve Jans	LUX	Mercedes AMG GT3 - 2022	PRO	3	1:28.460	13	1:28.461	12	1:28.509	15	1:28.591	11	1:29.052	8
10	54	SPS Automotive Performance	DEU	Dexter Müller	CHE	Yannick Mettler	CHE	Mercedes AMG GT3 - 2020	PROAM	6	1:28.563	13	1:28.791	12	1:29.008	7	1:29.310	9	1:29.336	6
11	15	Twin Busch by equipe Vitesse	DEU	Mario Hirsch	DEU	Dominik Schraml	AUT	Mercedes AMG GT3 - 2021	PROAM	7	1:28.901	12	1:28.970	13	1:29.108	14	1:29.452	7	1:29.495	11
12	55	AF Corse	ITA	Laurent De Meeus	BEL	Johnny Mowlem	GBR	Ferrari 488 GT3 Evo	AM*	2	1:28.930	17	1:29.230	12	1:29.514	8	1:29.829	7	1:32.223	3
13	11	Kessel Racing	CHE	Stephen Earle	USA	Erwin Zanotti	ITA	Ferrari 488 GT3 Evo	AM	3	1:28.932	10	1:29.319	11	1:29.397	9	1:29.536	8	1:29.911	4
14	19	Oregon Team	ITA	Kevin Gilardoni	CHE	Glenn Van Berlo	NLD	Lamborghini Huracan GT3 EVO MY2022	PRO	4	1:29.016	11	1:29.047	15	1:29.195	14	1:29.385	5	1:29.685	4
15	630	Motopark	DEU	Heiko Neumann	DEU	Timo Rumpfkeil	DEU	Mercedes AMG GT3 2021	AM	4	1:29.222	14	1:29.239	11	1:29.840	8	1:29.868	6	1:30.020	7
16	91	Baron Motorsport	AUT	Ernst Kirchmavr	AUT	Philipp Baron	AUT	Ferrari 488 GT3 Evo	AM	5	1:29.568	10	1:29.808	9	1:30.188	8	1:30.618	3	1:31.639	2
17	25	Mann Filter Team Landgraf	DEU	Alexander Hrachowina	AUT	Martin Konrad	AUT	Mercedes AMG GT3 EVO - 2021	AM	6	1:30.013	9	1:30.512	11	1:30.576	4	1:31.205	5	1:31.317	6
18	786	GetSpeed Performance	DEU	Kiki Sak Nana	TUN	Adam Osieka	ITA	Mercedes AMG GT3 - 2022	AM	7	1:30.132	17	1:30.454	16	1:30.828	8	1:30.844	7	1:31.443	10
19	133	Kessel Racing	CHE	Murat Ruhi Cuhadaroglu	TUR	David Fumanelli	ITA	Ferrari 488 GT3 Evo	PROAM	8	1:30.410	13	1:31.670	8	1:31.783	12	1:33.299	3	1:38.080	2
20	17	Antonelli Motorsport	ITA	Florian Scholze	DEU	Marco Antonelli	ITA	Mercedes AMG GT3 - 2022	AM	8	1:30.463	15	1:30.944	11	1:31.143	7	1:32.790	2	1:33.342	3
21	9	GetSpeed Performance	DEU	Janine Shoffner	GBR	Moritz Kranz	DEU	Mercedes AMG GT3 - 2022	PROAM	9	1:30.489	15	1:30.638	14	1:30.918	10	1:30.950	11	1:31.041	13
22	182	AF Corse	ITA	Willem Van der Vorm	NLD	Michele Rugolo	ITA	Ferrari 488 GT3 Evo MY 2020	PROAM	10	1:30.634	12	1:30.785	11	1:30.842	8	1:31.711	7	1:31.976	6
23	44	Greystone GT	GBR	Andrew Gilbert	GBR	Fran Rueda	ESP	McLaren 720 S GT3	PROAM	11	1:30.939	13	1:31.062	11	1:31.319	14	1:31.383	18	1:31.413	17



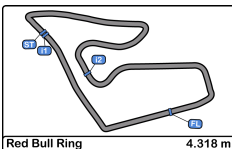


Red Bull Ring
International GT Open
Qualifying - 2 Driver - 2
Best 5 Top Speeds



Cl	N°	Entrant/Team	Nat	Driver 1	Nat	Driver 2	Nat	Vehicle	Cat	Cl	Top 1		Top 2		Top 3		Top 4		Top 5		Avg
											Km/h	Lap	Km/h	Lap	Km/h	Lap	Km/h	Lap	Km/h	Lap	
1	5	Olimp Racing	POL	Stanislaw Jedlinski	POL	Krzysztof Korzeniowski	POL	Ferrari 488 GT3 MY 2021	AM	1	242.1	12	241.0	5	241.0	6	241.0	7	241.0	8	241.2
2	777	Olimp Racing	POL	Marcin Jedlinski	POL	Karol Basz	POL	Audi R8 GT3 Evo 2	PROAM	1	242.1	13	242.1	14	241.6	7	241.6	9	241.0	3	241.7
3	91	Baron Motorsport	AUT	Ernst Kirchmair	AUT	Philipp Baron	AUT	Ferrari 488 GT3 Evo	AM	2	241.6	4	241.0	3	239.4	6	239.4	8	239.4	9	240.2
4	11	Kessel Racing	CHE	Stephen Earle	USA	Erwin Zanotti	ITA	Ferrari 488 GT3 Evo	AM	3	241.0	4	241.0	5	240.5	3	240.5	6	240.0	8	240.6
5	55	AF Corse	ITA	Laurent De Meeus	BEL	Johnny Mowlem	GBR	Ferrari 488 GT3 Evo	AM*	4	241.0	14	240.0	8	240.0	16	239.4	4	239.4	9	240.0
6	72	Optimum Motorsport	GBR	Nick Moss	GBR	Joe Osborne	GBR	McLaren 720 S GT3	PRO	1	240.5	11	240.5	13	240.0	7	240.0	12	239.4	3	240.1
7	786	GetSpeed Performance	DEU	Kiki Sak Nana	THA	Adam Osieka	DEU	Mercedes AMG GT3 - 2022	AM	5	239.4	7	239.4	18	238.9	13	238.9	14	238.4	6	239.0
8	911	GetSpeed Performance	DEU	Sébastien Baud	FRA	Steve Jans	LUX	Mercedes AMG GT3 - 2022	PRO	2	239.4	7	239.4	15	239.4	16	238.9	12	238.9	14	239.2
9	15	Twin Busch by equipe Vitesse	DEU	Mario Hirsch	DEU	Dominik Schraml	AUT	Mercedes AMG GT3 - 2021	PROAM	2	238.9	12	238.9	13	238.4	6	237.8	3	237.8	5	238.4
10	18	Theeba Motorsport	SAU	Reema Juffali	SAU	Adam Christodoulou	GBR	Mercedes AMG GT3 - 2022	PROAM*	3	238.9	4	238.9	15	237.8	12	237.8	14	237.3	3	238.2
11	54	SPS Automotive Performance	DEU	Dexter Müller	CHE	Yannick Mettler	CHE	Mercedes AMG GT3 - 2020	PROAM	4	238.9	9	238.4	8	238.4	13	238.4	15	237.8	7	238.4
12	3	Aust Motorsport	DEU	Dino Steiner	DEU	Max Hofer	AUT	Audi R8 LMS GT3 evo II	PROAM	5	238.4	8	237.3	4	237.3	7	237.3	9	237.3	10	237.5
13	25	Mann Filter Team Landgraf	DEU	Alexander Hrachowina	AUT	Martin Konrad	AUT	Mercedes AMG GT3 EVO - 2021	AM	6	238.4	11	238.4	12	237.8	4	237.3	5	237.3	10	237.8
14	73	Kessel Racing	CHE	Roman Ziemian	POL	Axcil Jefferies	ZWE	Ferrari 488 GT3 Evo	PROAM	6	238.4	4	238.4	10	238.4	13	237.8	7	237.8	14	238.2
15	133	Kessel Racing	CHE	Murat Ruhi Cuhadaroglu	TUR	David Fumanelli	ITA	Ferrari 488 GT3 Evo	PROAM	7	238.4	12	237.8	4	237.8	5	237.8	13	237.3	3	237.8
16	33	Team GT	DEU	Bernhard Laber	DEU	Alain Valente	CHE	Mercedes AMG GT3 EVO - 2021	PROAM	8	237.8	8	237.3	4	237.3	14	237.3	15	237.3	18	237.4
17	182	AF Corse	ITA	Willem Van der Vorm	NLD	Michele Rugolo	ITA	Ferrari 488 GT3 Evo MY 2020	PROAM	9	237.8	16	237.3	4	237.3	14	236.8	8	236.8	12	237.2
18	630	Motopark	DEU	Heiko Neumann	DEU	Timo Rumpfkeil	DEU	Mercedes AMG GT3 2021	AM	7	237.8	12	237.8	15	237.3	14	236.3	4	236.3	5	237.1
19	9	GetSpeed Performance	DEU	Janine Shoffner	GBR	Moritz Kranz	DEU	Mercedes AMG GT3 - 2022	PROAM	10	237.3	10	236.8	6	236.8	9	236.8	12	236.3	3	236.8
20	44	Greystone GT	GBR	Andrew Gilbert	ESP	Fran Rueda	ESP	McLaren 720 S GT3	PROAM	11	237.3	4	237.3	13	236.8	5	236.8	12	236.8	14	237.0
21	63	Oregon Team	ITA	Benjamin Hites	CHL	Leonardo Pulcini	ITA	Lamborghini Huracan GT3 EVO MY2022	PRO	3	236.8	6	236.3	9	236.3	13	235.8	5	235.8	12	236.2
22	17	Antonelli Motorsport	ITA	Florian Scholze	DEU	Marco Antonelli	ITA	Mercedes AMG GT3 - 2022	AM	8	235.8	8	235.2	5	235.2	11	235.2	14	235.2	15	235.3
23	19	Oregon Team	ITA	Kevin Gilardoni	CHE	Glenn Van Berlo	NLD	Lamborghini Huracan GT3 EVO MY2022	PRO	4	234.7	4	234.7	5	234.7	6	234.7	11	234.7	14	234.7



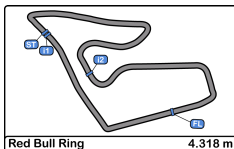


Red Bull Ring
International GT Open
Qualifying - 2 Driver - 2
Fastest Laps Sequence



Lap	Time of Day	Session Time	N°	Entrant/Team	Nat	Driver 1	Nat	Driver 2	Nat	Vehicle	Cat	Time	Km/h
2	8:33:10.494	3:10.494	25	Mann Filter Team Landgraf		Alexander Hrachowina		Martin Konrad		Mercedes AMG GT3 EVO - 2021	AM	1:31.655	169.6
2	8:33:19.828	3:19.828	73	Kessel Racing		Roman Ziemian		Axcil Jefferies		Ferrari 488 GT3 Evo	PROAM	1:30.308	172.1
2	8:33:54.816	3:54.816	911	GetSpeed Performance		Sébastien Baud		Steve Jans		Mercedes AMG GT3 - 2022	PRO	1:30.068	172.5
3	8:35:01.828	5:01.828	777	Olimp Racing		Marcin Jedlinski		Karol Basz		Audi R8 GT3 Evo 2	PROAM	1:29.664	173.3
3	8:35:24.226	5:24.226	911	GetSpeed Performance		Sébastien Baud		Steve Jans		Mercedes AMG GT3 - 2022	PRO	1:29.410	173.8
3	8:37:38.694	7:38.694	63	Oregon Team		Benjamin Hites		Leonardo Pulcini		Lamborghini Huracan GT3 EVO MY2022	PRO	1:29.165	174.3
4	8:39:07.563	9:07.563	63	Oregon Team		Benjamin Hites		Leonardo Pulcini		Lamborghini Huracan GT3 EVO MY2022	PRO	1:28.869	174.9
3	8:40:00.402	10:00.402	72	Optimum Motorsport		Nick Moss		Joe Osborne		McLaren 720 S GT3	PRO	1:28.696	175.2
6	8:40:51.221	10:51.221	73	Kessel Racing		Roman Ziemian		Axcil Jefferies		Ferrari 488 GT3 Evo	PROAM	1:28.669	175.3
4	8:41:28.801	11:28.801	72	Optimum Motorsport		Nick Moss		Joe Osborne		McLaren 720 S GT3	PRO	1:28.399	175.8
8	8:44:41.596	14:41.596	777	Olimp Racing		Marcin Jedlinski		Karol Basz		Audi R8 GT3 Evo 2	PROAM	1:28.009	176.6
3	8:49:04.190	19:04.190	3	Aust Motorsport		Dino Steiner		Max Hofer		Audi R8 LMS GT3 evo II	PROAM	1:27.906	176.8
12	8:54:12.501	24:12.501	777	Olimp Racing		Marcin Jedlinski		Karol Basz		Audi R8 GT3 Evo 2	PROAM	1:27.743	177.1





Red Bull Ring
International GT Open
Qualifying - 2 Driver - 2
Event Best Maximum Speed



Nº	Entrant/Team	Nat	Driver 1	Nat	Driver 2	Nat	Vehicle	Cat	Km/h	Session
5	Olimp Racing	POL	Stanislaw Jedlinski	POL	Krystian Korzeniowski	POL	Ferrari 488 GT3 MY 2021	AM	242.1	Qualifying - 2 Driver - 2
777	Olimp Racing	POL	Marcin Jedlinski	POL	Karol Basz	POL	Audi R8 GT3 Evo 2	PROAM	242.1	Qualifying - 2 Driver - 2
133	Kessel Racing	CHE	Murat Ruhi Cuhadaroglu	TUR	David Fumanelli	ITA	Ferrari 488 GT3 Evo	PROAM	241.6	Qualifying - 1 Driver - 1
91	Baron Motorsport	AUT	Ernst Kirchmavr	AUT	Philipp Baron	AUT	Ferrari 488 GT3 Evo	AM	241.6	Qualifying - 2 Driver - 2
11	Kessel Racing	CHE	Stephen Earle	USA	Erwin Zanotti	ITA	Ferrari 488 GT3 Evo	AM	241.0	Qualifying - 2 Driver - 2
55	AF Corse	ITA	Laurent De Meeus	BEL	Johnny Mowlem	GBR	Ferrari 488 GT3 Evo	AM*	241.0	Qualifying - 2 Driver - 2
72	Optimum Motorsport	GBR	Nick Moss	GBR	Joe Osborne	GBR	McLaren 720 S GT3	PRO	240.5	Qualifying - 1 Driver - 1
18	Theeba Motorsport	SUI	Reema Juffali	SUI	Adam Christodoulou	GBR	Mercedes AMG GT3 - 2022	PROAM*	240.5	Race - 1
911	GetSpeed Performance	DEU	Sébastien Baud	FRA	Steve Jans	LUX	Mercedes AMG GT3 - 2022	PRO	240.0	Free Practice - 1
9	GetSpeed Performance	DEU	Janine Shoffner	GBR	Moritz Kranz	DEU	Mercedes AMG GT3 - 2022	PROAM	240.0	Free Practice - 1
182	AF Corse	ITA	Willem Van der Vorm	NLD	Michele Rugolo	ITA	Ferrari 488 GT3 Evo MY 2020	PROAM	239.4	Free Practice - 1
3	Aust Motorsport	DEU	Dino Steiner	AUT	Max Hofer	AUT	Audi R8 LMS GT3 evo II	PROAM	239.4	Race - 1
786	GetSpeed Performance	DEU	Kiki Sak Nana	THA	Adam Osieka	DEU	Mercedes AMG GT3 - 2022	AM	239.4	Qualifying - 2 Driver - 2
15	Twin Busch by equipe Vitesse	DEU	Mario Hirsch	DEU	Dominik Schraml	AUT	Mercedes AMG GT3 - 2021	PROAM	238.9	Free Practice - 1
54	SPS Automotive Performance	DEU	Dexter Müller	CHE	Yannick Mettler	CHE	Mercedes AMG GT3 - 2020	PROAM	238.9	Qualifying - 2 Driver - 2
73	Kessel Racing	CHE	Roman Ziemian	POL	Axcil Jefferies	ZWE	Ferrari 488 GT3 Evo	PROAM	238.4	Qualifying - 2 Driver - 2
25	Mann Filter Team Landgraf	DEU	Alexander Hrachowina	AUT	Martin Konrad	AUT	Mercedes AMG GT3 EVO - 2021	AM	238.4	Qualifying - 2 Driver - 2
44	Greystone GT	GBR	Andrew Gilbert	GBR	Fran Rueda	ESP	McLaren 720 S GT3	PROAM	237.8	Free Practice - 1
630	Motopark	DEU	Heiko Neumann	DEU	Timo Rumpfkeil	DEU	Mercedes AMG GT3 2021	AM	237.8	Qualifying - 1 Driver - 1
33	Team GT	DEU	Bernhard Laber	DEU	Alain Valente	CHE	Mercedes AMG GT3 EVO - 2021	PROAM	237.8	Qualifying - 2 Driver - 2
17	Antonelli Motorsport	ITA	Florian Scholze	DEU	Marco Antonelli	ITA	Mercedes AMG GT3 - 2022	AM	236.8	Free Practice - 1
63	Oregon Team	ITA	Benjamin Hites	CHL	Leonardo Pulcini	ITA	Lamborghini Huracan GT3 EVO MY2022	PRO	236.8	Race - 1
19	Oregon Team	ITA	Kevin Gilardoni	CHE	Glenn Van Berlo	NLD	Lamborghini Huracan GT3 EVO MY2022	PRO	235.8	Race - 1
8	Il Barone Rampante	ITA	Guiseppe Cipriani	ITA		ITA	Lamborghini Huracan GT3 EVO	AM	235.2	Free Practice - 1





Red Bull Ring
International GT Open
Qualifying - 2 Driver - 2
Pit Stop Analysis



5 Stanislaw Jedlinski Ferrari 488 GT3 MY 2021
 AM Krystian Korzeniowski Olimp Racing

Nº	In Day Time	In Time	Out Time	Pit Time	T. Pit Time	Handicap	Diff.
1	8:33:52.534	8:33:52.534	8:35:28.300	1:35.766	1:35.766		
2	8:44:39.757	8:44:39.757	8:48:31.485	3:51.728	5:27.494		

9 Janine Shoffner Mercedes AMG GT3 - 2022
 PROAM Moritz Kranz GetSpeed Performance

Nº	In Day Time	In Time	Out Time	Pit Time	T. Pit Time	Handicap	Diff.
1	8:40:29.781	8:40:29.781	8:47:18.739	6:48.958	6:48.958		

11 Stephen Earle Ferrari 488 GT3 Evo
 AM Erwin Zanotti Kessel Racing

Nº	In Day Time	In Time	Out Time	Pit Time	T. Pit Time	Handicap	Diff.
1	8:40:20.397	8:40:20.397	8:41:37.102	1:16.705	1:16.705		

15 Mario Hirsch Mercedes AMG GT3 - 2021
 PROAM Dominik Schraml Twin Busch by equipe Vitesse

Nº	In Day Time	In Time	Out Time	Pit Time	T. Pit Time	Handicap	Diff.
1	8:45:01.555	8:45:01.555	8:47:53.260	2:51.705	2:51.705		
2	8:58:27.770	8:58:27.770	8:58:52.575	24.805	3:16.510		

17 Florian Scholze Mercedes AMG GT3 - 2022
 AM Marco Antonelli Antonelli Motorsport

Nº	In Day Time	In Time	Out Time	Pit Time	T. Pit Time	Handicap	Diff.
1	8:43:20.267	8:43:20.267	8:45:16.762	1:56.495	1:56.495		
2	8:46:50.007	8:46:50.007	8:48:37.119	1:47.112	3:43.607		

18 Reema Juffali Mercedes AMG GT3 - 2022
 PROAM* Adam Christodoulou Theeba Motorsport

Nº	In Day Time	In Time	Out Time	Pit Time	T. Pit Time	Handicap	Diff.
1	8:36:25.899	8:36:25.899	8:38:22.193	1:56.294	1:56.294		
2	8:45:48.653	8:45:48.653	8:51:06.754	5:18.101	7:14.395		

19 Kevin Gilardoni Lamborghini Huracan GT3 EVO MY2022
 PRO Glenn Van Berlo Oregon Team

Nº	In Day Time	In Time	Out Time	Pit Time	T. Pit Time	Handicap	Diff.
1	8:43:44.666	8:43:44.666	8:48:52.003	5:07.337	5:07.337		

25 Alexander Hrachowina Mercedes AMG GT3 EVO - 2021
 AM Martin Konrad Mann Filter Team Landgraf

Nº	In Day Time	In Time	Out Time	Pit Time	T. Pit Time	Handicap	Diff.
1	8:40:48.482	8:40:48.482	8:45:47.163	4:58.681	4:58.681		

33 Bernhard Laber Mercedes AMG GT3 EVO - 2021
 PROAM Alain Valente Team GT

Nº	In Day Time	In Time	Out Time	Pit Time	T. Pit Time	Handicap	Diff.
1	8:37:53.525	8:37:53.525	8:38:45.426	51.901	51.901		
2	8:46:14.329	8:46:14.329	8:48:34.550	2:20.221	3:12.122		

44 Andrew Gilbert McLaren 720 S GT3
 PROAM Fran Rueda Greystone GT

Nº	In Day Time	In Time	Out Time	Pit Time	T. Pit Time	Handicap	Diff.
1	8:44:05.061	8:44:05.061	8:46:41.748	2:36.687	2:36.687		

54 Dexter Müller Mercedes AMG GT3 - 2020
 PROAM Yannick Mettler SPS Automotive Performance

Nº	In Day Time	In Time	Out Time	Pit Time	T. Pit Time	Handicap	Diff.
1	8:36:34.625	8:36:34.625	8:37:31.365	56.740	56.740		
2	8:46:36.454	8:46:36.454	8:50:58.704	4:22.250	5:18.990		

55 Laurent De Meeus Ferrari 488 GT3 Evo
 AM* Johnny Mowlem AF Corse

Nº	In Day Time	In Time	Out Time	Pit Time	T. Pit Time	Handicap	Diff.
1	8:38:12.018	8:38:12.018	8:39:08.881	56.863	56.863		
2	8:46:45.621	8:46:45.621	8:48:13.719	1:28.098	2:24.961		

63 Benjamin Hites Lamborghini Huracan GT3 EVO MY2022
 PRO Leonardo Pulcini Oregon Team

Nº	In Day Time	In Time	Out Time	Pit Time	T. Pit Time	Handicap	Diff.
1	8:42:05.425	8:42:05.425	8:45:52.373	3:46.948	3:46.948		

72 Nick Moss McLaren 720 S GT3
 PRO Joe Osborne Optimum Motorsport

Nº	In Day Time	In Time	Out Time	Pit Time	T. Pit Time	Handicap	Diff.
1	8:47:29.178	8:47:29.178	8:49:13.310	1:44.132	1:44.132		

73 Roman Ziemian Ferrari 488 GT3 Evo
 PROAM Axcil Jefferies Kessel Racing

Nº	In Day Time	In Time	Out Time	Pit Time	T. Pit Time	Handicap	Diff.
1	8:36:20.107	8:36:20.107	8:37:51.112	1:31.005	1:31.005		
2	8:46:53.572	8:46:53.572	8:47:56.261	1:02.689	2:33.694		

91 Ernst Kirchmavr Ferrari 488 GT3 Evo
 AM Philipp Baron Baron Motorsport

Nº	In Day Time	In Time	Out Time	Pit Time	T. Pit Time	Handicap	Diff.
1	8:40:25.779	8:40:25.779	8:48:24.314	7:58.535	7:58.535		

133 Murat Ruhi Cuhadaroglu Ferrari 488 GT3 Evo
 PROAM David Fumanelli Kessel Racing

Nº	In Day Time	In Time	Out Time	Pit Time	T. Pit Time	Handicap	Diff.
1	8:38:46.615	8:38:46.615	8:40:54.325	2:07.710	2:07.710		
2	8:48:43.481	8:48:43.481	8:50:07.952	1:24.471	3:32.181		

182 Willem Van der Vorm Ferrari 488 GT3 Evo MY 2020
 PROAM Michele Rugolo AF Corse

Nº	In Day Time	In Time	Out Time	Pit Time	T. Pit Time	Handicap	Diff.
1	8:45:47.574	8:45:47.574	8:47:47.927	2:00.353	2:00.353		

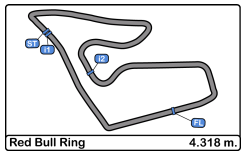
630 Heiko Neumann Mercedes AMG GT3 2021
 AM Timo Rumpfkeil Motopark

Nº	In Day Time	In Time	Out Time	Pit Time	T. Pit Time	Handicap	Diff.
1	8:33:16.872	8:33:16.872	8:34:23.988	1:07.116	1:07.116		
2	8:44:59.526	8:44:59.526	8:51:30.340	6:30.814	7:37.930		

777 Marcin Jedlinski Audi R8 GT3 Evo 2
 PROAM Karol Basz Olimp Racing

Nº	In Day Time	In Time	Out Time	Pit Time	T. Pit Time	Handicap	Diff.
1	8:36:32.108	8:36:32.108	8:38:47.232	2:15.124	2:15.124		
2	8:46:11.708	8:46:11.708	8:49:45.283	3:33.575	5:48.699		





Red Bull Ring
International GT Open
Qualifying - 2 Driver - 2
Pit Stop Analysis



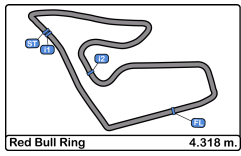
786 Kiki Sak Nana Mercedes AMG GT3 - 2022
 AM Adam Osieka GetSpeed Performance

N°	In Day Time	In Time	Out Time	Pit Time	T. Pit Time	Handicap	Diff.
1	8:47:56.225	8:47:56.225	8:49:49.663	1:53.438	1:53.438		

911 Sébastien Baud Mercedes AMG GT3 - 2022
 PRO Steve Jans GetSpeed Performance

N°	In Day Time	In Time	Out Time	Pit Time	T. Pit Time	Handicap	Diff.
1	8:44:36.257	8:44:36.257	8:50:56.734	6:20.477	6:20.477		

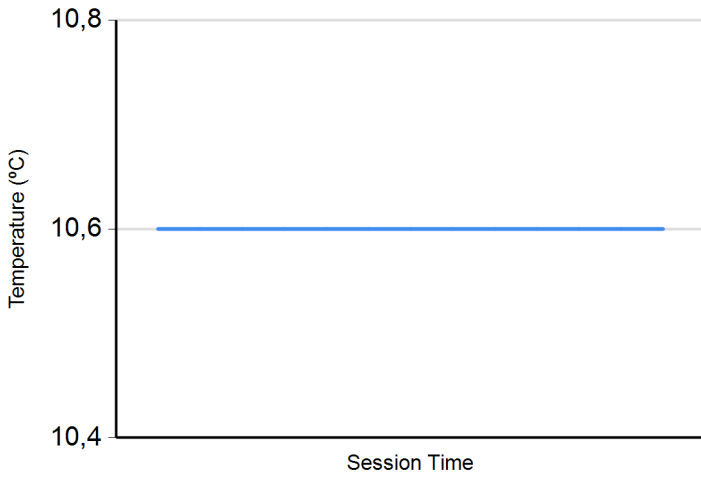




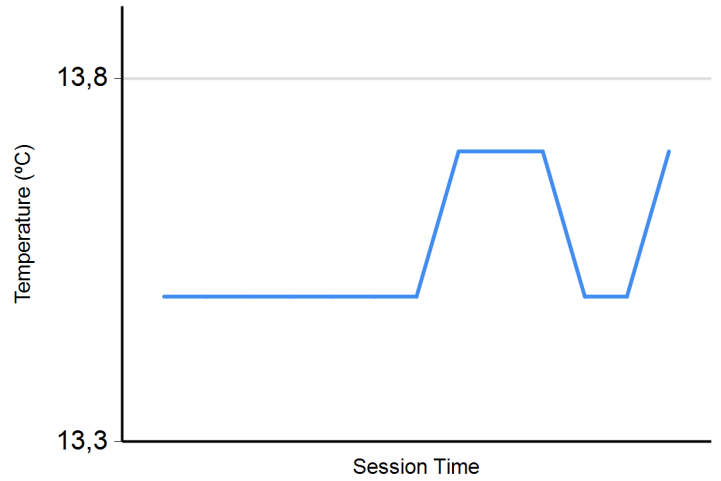
Red Bull Ring
International GT Open
Qualifying - 2 Driver - 2
Weather Report



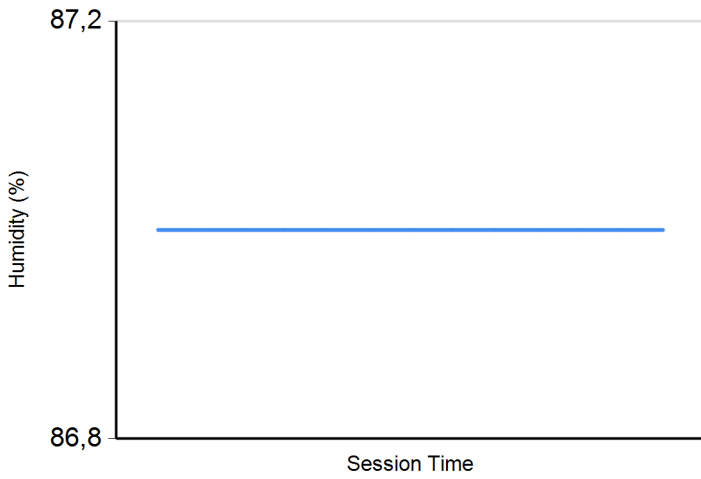
Air Temperature



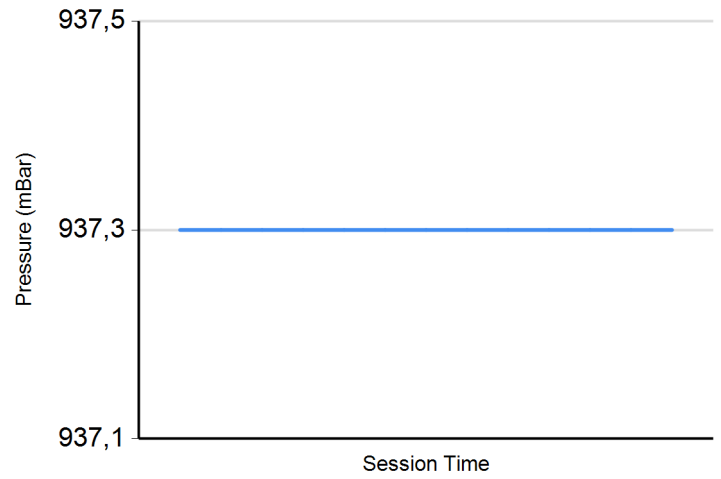
Track Temperature



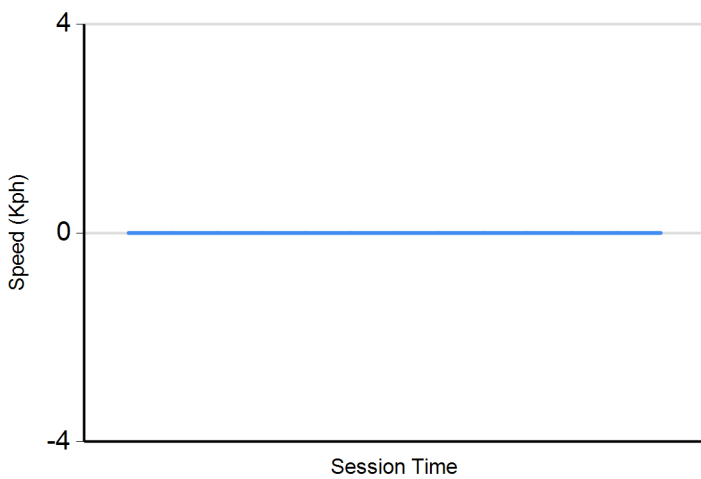
Humidity



Pressure



Wind Speed



Wind direction

