

Hungaroring
International GT Open
Qualifying - 2 Driver - 2
Provisional Results




Cls	Nº	Entrant/Team	Nat	Driver 1	Nat	Driver 2	Nat	Vehicle	Cat	Cls	Laps	Best	Time	Gap	Interval	Km/h
1	16	Teo Martin Motorsport	ESP	Marcelo Hahn	BRA	Allam Khodair	BRA	McLaren 720 s	PROAM	1	9	8	1:41.499			155.3
2	59	Teo Martin Motorsport	ESP	Miguel Ramos	PRT	Henrique Chaves	PRT	McLaren 720 s	PRO	1	10	9	1:41.608	0.109	0.109	155.2
3	17	AF Corse / APM Monaco	ITA	Louis Prette	MCO	Vincent Abril	MCO	Ferrari 488 GT3	PRO	2	11	8	1:41.618	0.119	0.010	155.2
4	47	HTP - Winward Motorsport	DEU	Markus Sattler	DEU	Nico Bastian	DEU	Mercedes AMG GT3 - 2020	PROAM	2	10	7	1:41.732	0.233	0.114	155.0
5	34	TF Sport	GBR	Salih Yoluc	TUR	Charlie Eastwood	GBR	Aston Martin	PRO	3	9	8	1:41.744	0.245	0.012	155.0
6	26	Lazarus Racing	ITA	Fabrizio Crestani	ITA	Yannick Mettler	CHE	Bentley Continental GT3	PRO	4	9	5	1:41.905	0.406	0.161	154.7
7	4	ARC Bratislava-SK	SVK	Miro Konopka	SVK	Zdeno Mikulasko	SVK	Lamborghini Huracan GT3 EVO	AM	1	8	7	1:43.178	1.679	1.273	152.8
8	11	GetSpeed Performance	DEU	Fabian Schiller	DEU	"Max"	DEU	Mercedes AMG GT3 - 2020	PROAM	3	12	11	1:43.210	1.711	0.032	152.8
9	44	GetSpeed Performance	DEU	Florian Scholze	DEU	Jens Liebhauser	DEU	Mercedes AMG GT3 - 2020	AM	2	12	8	1:43.467	1.968	0.257	152.4
10	7	Optimum Motorsport	GBR	Brendan Iribe	USA	Ollie Millroy	GBR	McLaren 720 S GT3	PROAM	4	13	8	1:43.637	2.138	0.170	152.1
11	13	AKM Motorsport	GBR	Alexander Moiseev	RUS	Alexey Nesov	RUS	Mercedes AMG GT3 - 2020	AM	3	15	14	1:43.970	2.471	0.333	151.6
12	22	PZ Oberer Zürichsee by TFT	CHE	Niki Leutwiler	CHE			Porsche GT3-R	AM	4	14	9	1:44.241	2.742	0.271	151.2
13	72	Optimum Motorsport	GBR	Nick Moss	GBR	James Pickford	GBR	McLaren 720 S GT3	PROAM	5	14	12	1:44.582	3.083	0.341	150.8
14	48	AF Corse / APM Monaco	ITA	Philippe Prette	MCO	Angelo Negro	ITA	Ferrari 488 GT3	AM	5	14	8	1:44.851	3.352	0.269	150.4
15	88	JP Motorsport	POL	Patryk Krupinski	POL	Christian Klien	AUT	Mercedes AMG GT3 - 2016	PROAM	6	3	2	1:46.022	4.523	1.171	148.7

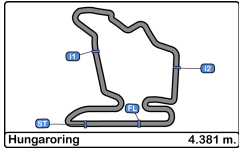
CAR 17 TIME 1:42.781 DELETED TRACK LIMITS AT T 11
 CAR 22 TIME 1:45.146 DELETED TRACK LIMITS AT T 4
 CAR 7 TIME 1:44.709 DELETED TRACK LIMITS AT T 6
 CAR 4 TIME 1:43.232 DELETED TRACK LIMITS AT T 4

Published at:.....

Track Temp: 43.7 °C Air Temp: 28.9 °C Humidity: 51 % Track Status: DRY

Stewards:	Race Director:	Timekeeper: 
-----------	----------------	---






Hungaroring
International GT Open
Qualifying - 2 Driver - 2
Provisional Results by Class



Cls	Nº	Entrant/Team	Nat	Driver 1	Nat	Driver 2	Nat	Vehicle	Cat	Cls	Laps	Best	Time	Gap	Interval	Km/h
PRO																
1	59	Teo Martin Motorsport	ESP	Miguel Ramos	PRT	<u>Henrique Chaves</u>	PRT	McLaren 720 s	PRO	1	10	9	1:41.608			155.2
2	17	AF Corse / APM Monaco	ITA	Louis Prette	MCO	<u>Vincent Abril</u>	MCO	Ferrari 488 GT3	PRO	2	11	8	1:41.618	0.010	0.010	155.2
3	34	TF Sport	GBR	Salih Yoluc	TUR	<u>Charlie Eastwood</u>	IRL	Aston Martin	PRO	3	9	8	1:41.744	0.136	0.126	155.0
4	26	Lazarus Racing	ITA	<u>Fabrizio Crestani</u>	ITA	Yannick Mettler	CHE	Bentley Continental GT3	PRO	4	9	5	1:41.905	0.297	0.161	154.7
PROAM																
1	16	Teo Martin Motorsport	ESP	Marcelo Hahn	BRA	<u>Allam Khodair</u>	BRA	McLaren 720 s	PROAM	1	9	8	1:41.499			155.3
2	47	HTP - Winward Motorsport	DEU	Markus Sattler	DEU	<u>Nico Bastian</u>	DEU	Mercedes AMG GT3 - 2020	PROAM	2	10	7	1:41.732	0.233	0.233	155.0
3	11	GetSpeed Performance	DEU	Fabian Schiller	DEU	<u>"Max"</u>	DEU	Mercedes AMG GT3 - 2020	PROAM	3	12	11	1:43.210	1.711	1.478	152.8
4	7	Optimum Motorsport	GBR	<u>Brendan Iribe</u>	USA	Ollie Millroy	GBR	McLaren 720 S GT3	PROAM	4	13	8	1:43.637	2.138	0.427	152.1
5	72	Optimum Motorsport	GBR	<u>Nick Moss</u>	GBR	James Pickford	GBR	McLaren 720 S GT3	PROAM	5	14	12	1:44.582	3.083	0.945	150.8
6	88	JP Motorsport	POL	<u>Patryk Krupinski</u>	POL	Christian Klien	AUT	Mercedes AMG GT3 - 2016	PROAM	6	3	2	1:46.022	4.523	1.440	148.7
AM																
1	4	ARC Bratislava-SK	SVK	Miro Konopka	SVK	<u>Zdeno Mikulasko</u>	SVK	Lamborghini Huracan GT3 EVO	AM	1	8	7	1:43.178			152.8
2	44	GetSpeed Performance	DEU	Florian Scholze	DEU	<u>Jens Liebhauser</u>	DEU	Mercedes AMG GT3 - 2020	AM	2	12	8	1:43.467	0.289	0.289	152.4
3	13	AKM Motorsport	RUS	Alexander Moiseev	RUS	<u>Alexey Nesov</u>	RUS	Mercedes AMG GT3 - 2020	AM	3	15	14	1:43.970	0.792	0.503	151.6
4	22	PZ Oberer Zürichsee by TFT	CHE	Niki Leutwiler	CHE			Porsche GT3-R	AM	4	14	9	1:44.241	1.063	0.271	151.2
5	48	AF Corse / APM Monaco	ITA	Philippe Prette	MCO	<u>Angelo Negro</u>	ITA	Ferrari 488 GT3	AM	5	14	8	1:44.851	1.673	0.610	150.4

Published at:.....

Track Temp: 43.7 °C Air Temp: 28.9 °C Humidity: 51 % Track Status: DRY

Stewards:	Race Director:	Timekeeper: 
------------------	-----------------------	--





Hungaroring
International GT Open
Qualifying - 2 Driver - 2
Lap Analysis



4							13								
1 Miro Konopka			Lamborghini Huracan GT3 EVO				1 Alexander Moiseev			Mercedes AMG GT3 - 2020					
AM			2 Zdeno Mikulasko				AM			2 Alexey Nesov					
			ARC Bratislava-SK							AKM Motorsport					
Lap	D	Time	Sector 1	Sector 2	Sector 3	T. Spd	Elapsed	Lap	D	Time	Sector 1	Sector 2	Sector 3	T. Spd	Elapsed
1	2	10:17:11.237	10:15:53.921	39.117	38.199		10:17:11.237	1	2	10:17:20.276	10:16:04.199	41.291	34.786		10:17:20.276
2	2	1:47.093	37.436	39.456	30.201	228.8	10:18:58.330	2	2	2:56.934	1:47.792	39.462	29.680		10:20:17.210
3	2	1:45.042	37.265	38.524	29.253	229.7	10:20:43.372	3	2	1:46.419	38.260	38.797	29.362	230.7	10:22:03.629
4	2	1:53.489	P 37.166	38.514	37.809	229.2	10:22:36.861	4	2	1:46.239	37.755	39.022	29.462	231.2	10:23:49.868
5	2	5:26.027	4:18.414	38.330	29.283		10:28:02.888	5	2	1:45.828	37.623	38.874	29.331	231.2	10:25:35.696
6	2	4:43.232	37.014	37.461	28.757	228.3	10:29:46.120	6	2	1:47.370	38.021	39.788	29.561	230.7	10:27:23.066
7	2	1:43.178	36.869	37.393	28.916	228.8	10:31:29.298	7	2	1:45.559	37.524	38.640	29.395	231.2	10:29:08.625
8	2	1:52.915	P 37.899	40.002	35.014	228.8	10:33:22.213	8	2	1:45.453	37.435	38.647	29.371	231.7	10:30:54.078
7							9								
1 Brendan Iribe			McLaren 720 S GT3				10			2 Alexey Nesov					
PROAM			2 Ollie Millroy				Optimum Motorsport			AKM Motorsport					
Lap	D	Time	Sector 1	Sector 2	Sector 3	T. Spd	Elapsed	Lap	D	Time	Sector 1	Sector 2	Sector 3	T. Spd	Elapsed
1	1	10:19:30.668	10:18:21.084	39.914	29.670		10:19:30.668	9	2	1:45.243	37.355	38.585	29.303	231.7	10:32:39.321
2	1	1:45.992	37.657	39.047	29.288	231.2	10:21:16.660	10	2	1:50.494	P 37.615	38.931	33.948	231.2	10:34:29.815
3	1	1:44.782	37.167	38.446	29.169	232.2	10:23:01.442	11	2	3:19.316	2:08.463	40.420	30.433		10:37:49.131
4	1	4:44.709	37.134	38.312	29.263	233.2	10:24:46.151	12	2	1:44.659	37.684	38.000	28.975	230.7	10:39:33.790
5	1	1:47.369	37.465	40.011	29.893	232.2	10:26:33.520	13	2	1:44.327	37.225	37.861	29.241	231.7	10:41:18.117
6	1	1:50.823	P 37.589	38.687	34.547	230.7	10:28:24.343	14	2	1:43.970	37.073	37.875	29.022	232.7	10:43:02.087
7	1	5:45.465	4:32.013	42.420	31.032		10:34:09.808	15	2	1:54.728	P 37.255	38.910	38.563	234.2	10:44:56.815
8	1	1:43.637	36.887	37.815	28.935	230.7	10:35:53.445	16							
9	1	1:45.470	37.398	39.130	28.942	232.7	10:37:38.915	1 Marcelo Hahn			McLaren 720 s				
10	1	1:49.767	37.044	38.878	33.845	232.7	10:39:28.682	PROAM			2 Allam Khodair				
11	1	1:44.092	37.024	37.834	29.234	229.7	10:41:12.774				Teo Martin Motorsport				
12	1	1:44.820	37.067	38.072	29.681	232.2	10:42:57.594	Lap	D	Time	Sector 1	Sector 2	Sector 3	T. Spd	Elapsed
13	1	1:57.656	P 37.030	37.971	42.655	233.2	10:44:55.250	1	2	10:17:12.296	10:15:59.252	42.013	31.031		10:17:12.296
11							2	2	1:51.392	38.796	40.753	31.843	233.7	10:19:03.688	
1 Fabian Schiller			Mercedes AMG GT3 - 2020				3			2 1:43.750					
PROAM			2 "Max"				GetSpeed Performance			36.995					
Lap	D	Time	Sector 1	Sector 2	Sector 3	T. Spd	Elapsed	4	2	1:43.634	36.805	37.883	28.946	235.2	10:22:31.072
1	2	10:16:51.570	10:15:41.348	39.992	30.230		10:16:51.570	5	2	1:52.057	P 36.744	38.497	36.816	234.7	10:24:23.129
2	2	1:46.114	37.543	38.938	29.633	229.2	10:18:37.684	6	2	7:38.784	6:30.403	39.571	28.810		10:32:01.913
3	2	1:51.350	P 37.820	38.978	34.552	230.7	10:20:29.034	7	2	1:41.529	36.476	36.893	28.160	233.2	10:33:43.442
4	2	3:09.942	1:57.816	40.915	31.211		10:23:38.976	8	2	1:41.499	36.459	36.821	28.219	234.2	10:35:24.941
5	2	1:43.410	36.931	37.781	28.698	231.2	10:25:22.386	9	2	1:50.208	P 36.435	37.040	36.733	234.2	10:37:15.149
6	2	1:49.696	37.013	39.477	33.206	230.7	10:27:12.082	17							
7	2	1:43.746	37.021	37.758	28.967	229.7	10:28:55.828	1 Louis Prette			Ferrari 488 GT3				
8	2	1:48.580	P 36.883	37.805	33.892	231.2	10:30:44.408	PRO			2 Vincent Abril				
9	2	7:10.750	5:59.748	39.754	31.248		10:37:55.158				AF Corse / APM Monaco				
10	2	1:43.443	36.971	37.712	28.760	230.2	10:39:38.601	Lap	D	Time	Sector 1	Sector 2	Sector 3	T. Spd	Elapsed
11	2	1:43.210	36.810	37.525	28.875	231.7	10:41:21.811	1	2	10:17:08.376	10:15:53.161	38.710	36.505		10:17:08.376
12	2	1:53.452	P 37.812	40.378	35.262	231.7	10:43:15.263	2	2	4:42.784	36.909	37.152	28.720	233.2	10:18:51.157
								3	2	1:48.746	P 36.638	37.224	34.884	233.2	10:20:39.903
								4	2	2:54.589	1:44.561	41.354	28.674		10:23:34.492
								5	2	1:41.672	36.615	36.512	28.545	233.2	10:25:16.164
								6	2	2:00.158	P 37.070	43.945	39.143	231.2	10:27:16.322
								7	2	10:06.274	8:58.449	39.309	28.516		10:37:22.596
								8	2	1:41.618	36.589	36.665	28.364	230.2	10:39:04.214
								9	2	1:41.977	36.514	36.639	28.824	231.7	10:40:46.191
								10	2	1:50.040	40.608	40.403	29.029	224.5	10:42:36.231
								11	2	1:57.934	P 36.666	36.845	44.423	231.2	10:44:34.165





Hungaroring
International GT Open
Qualifying - 2 Driver - 2
Lap Analysis



22 1 Niki Leutwiler Porsche GT3-R **47** 1 Markus Sattler Mercedes AMG GT3 - 2020
 AM 2 PZ Oberer Zürichsee by TFT PROAM 2 Nico Bastian HTP - Winward Motorsport

Lap D	Time	Sector 1	Sector 2	Sector 3	T. Spd	Elapsed	Lap D	Time	Sector 1	Sector 2	Sector 3	T. Spd	Elapsed
1	10:17:59.736	10:16:48.759	39.791	31.186		10:17:59.736	1 2	10:19:24.930	10:18:17.091	38.891	28.948		10:19:24.930
2	1:46.146	37.365	38.510	29.271	231.2	10:19:44.882	2 2	1:42.660	36.821	37.336	28.503	229.7	10:21:07.590
3	1:44.686	37.215	38.242	29.229	231.7	10:21:29.568	3 2	1:42.216	36.559	37.159	28.498	230.7	10:22:49.806
4	1:44.589	37.144	38.432	29.013	232.7	10:23:14.157	4 2	1:55.748 P	38.219	41.538	35.991	232.2	10:24:45.554
5	1:44.643	37.096	38.250	29.297	232.7	10:24:58.800	5 2	13:56.099	12:38.119	42.798	35.182		10:38:41.653
6	1:50.609 P	36.935	40.353	33.321	232.2	10:26:49.409	6 2	1:41.781	36.565	36.788	28.428	229.2	10:40:23.434
7	5:24.523	4:15.473	39.304	29.746		10:32:13.932	7 2	1:41.732	36.545	36.881	28.306	230.7	10:42:05.166
8	1:44.417	37.415	37.819	29.183	232.7	10:33:58.349	8 2	1:45.587	36.531	39.108	29.948	231.2	10:43:50.753
9	1:44.241	37.072	38.343	28.826	233.2	10:35:42.590	9 2	1:42.086	36.617	36.884	28.585	231.7	10:45:32.839
10	1:46.043	37.199	38.762	30.082	231.7	10:37:28.633	10 2	2:02.103 P	43.044	42.816	36.243	220.8	10:47:34.942
11	1:50.914	37.126	41.878	31.910	231.7	10:39:19.547	48 1 Philippe Prette Ferrari 488 GT3						
12	1:44.918	37.144	38.397	29.377	229.7	10:41:04.465	AM 2 Angelo Negro AF Corse / APM Monaco						
13	1:44.690	36.979	38.568	29.143	230.7	10:42:49.155	Lap D Time Sector 1 Sector 2 Sector 3 T. Spd Elapsed						
14	1:50.392 P	37.162	38.572	34.658	232.2	10:44:39.547	1 2	10:17:27.346	10:16:16.577	40.646	30.123		10:17:27.346

26 1 Fabrizio Crestani Bentley Continental GT3
 PRO 2 Yannick Mettler Lazarus Racing

Lap D	Time	Sector 1	Sector 2	Sector 3	T. Spd	Elapsed	Lap D	Time	Sector 1	Sector 2	Sector 3	T. Spd	Elapsed
1 1	10:16:55.309	10:15:47.354	38.758	29.197		10:16:55.309	2 2	1:47.950	38.625	39.577	29.748	229.7	10:19:15.296
2 1	1:44.642	37.277	38.242	29.123	233.7	10:18:39.951	3 2	1:47.134	38.111	39.345	29.678	230.2	10:21:02.430
3 1	1:51.018 P	37.586	39.127	34.305	235.2	10:20:30.969	4 2	1:46.522	37.988	39.043	29.491	230.2	10:22:48.952
4 1	3:12.471	2:03.213	38.002	31.256		10:23:43.440	5 2	1:46.074	37.899	38.701	29.474	229.7	10:24:35.026
5 1	1:41.905	36.370	37.098	28.437	237.3	10:25:25.345	6 2	3:09.741 P	37.646	1:55.797	36.298	230.2	10:27:44.767
6 1	1:50.598	38.022	39.855	32.721	234.7	10:27:15.943	7 2	8:13.905	7:04.316	38.895	30.694		10:35:58.672
7 1	1:50.901 P	36.656	37.994	36.251	234.7	10:29:06.844	8 2	1:44.851	37.591	38.179	29.081	228.3	10:37:43.523
8 1	13:38.118	12:30.872	38.447	28.799		10:42:44.962	9 2	1:45.789	37.453	38.943	29.393	229.2	10:39:29.312
9 1	2:05.675 P	36.632	45.107	43.936	233.7	10:44:50.637	10 2	1:45.538	37.566	38.786	29.186	229.2	10:41:14.850

34 1 Salih Yoluc Aston Martin
 PRO 2 Charlie Eastwood TF Sport

59 1 Miguel Ramos McLaren 720 s
 PRO 2 Henrique Chaves Teo Martin Motorsport

Lap D	Time	Sector 1	Sector 2	Sector 3	T. Spd	Elapsed	Lap D	Time	Sector 1	Sector 2	Sector 3	T. Spd	Elapsed
1 2	10:28:37.240	10:27:28.168	39.634	29.438		10:28:37.240	1 2	10:17:02.262	10:15:51.041	39.666	31.555		10:17:02.262
2 2	1:43.962	37.215	37.904	28.843	230.2	10:30:21.202	2 2	1:44.108	37.239	38.065	28.804	232.2	10:18:46.370
3 2	1:43.703	36.906	37.777	29.020	231.2	10:32:04.905	3 2	1:43.708	36.725	37.970	29.013	234.2	10:20:30.078
4 2	1:44.242	37.024	37.992	29.226	231.7	10:33:49.147	4 2	1:47.738	37.493	40.935	29.310	233.7	10:22:17.816
5 2	1:47.322 P	36.924	38.116	32.282	232.2	10:35:36.469	5 2	1:43.475	36.879	37.684	28.912	232.7	10:24:01.291
6 2	2:35.029	1:26.746	39.254	29.029		10:38:11.498	6 2	1:48.281 P	37.223	38.476	32.582	232.2	10:25:49.572
7 2	1:41.798	36.542	36.841	28.415	230.7	10:39:53.296	7 2	5:58.281	4:52.715	37.382	28.184		10:31:47.853
8 2	1:41.744	36.508	36.823	28.413	231.2	10:41:35.040	8 2	1:41.619	36.426	36.916	28.277	232.2	10:33:29.472
9 2	1:54.977 P	38.098	40.957	35.922	231.2	10:43:30.017	9 2	1:41.608	36.375	36.923	28.310	232.7	10:35:11.080
							10 2	1:50.224 P	38.238	39.014	32.972	232.7	10:37:01.304

44 1 Florian Scholze Mercedes AMG GT3 - 2020
 AM 2 Jens Liebhauser GetSpeed Performance

Lap D	Time	Sector 1	Sector 2	Sector 3	T. Spd	Elapsed
1 2	10:16:59.907	10:15:50.201	40.054	29.652		10:16:59.907
2 2	1:44.818	37.193	38.524	29.101	231.2	10:18:44.725
3 2	1:44.803	37.057	38.600	29.146	232.2	10:20:29.528
4 2	1:58.716 P	37.034	45.843	35.839	231.2	10:22:28.244
5 2	4:27.241	3:14.369	42.421	30.451		10:26:55.485
6 2	1:47.258	36.900	38.781	31.577	229.7	10:28:42.743
7 2	1:43.582	36.734	38.031	28.817	230.7	10:30:26.325
8 2	1:43.467	36.784	37.944	28.739	231.7	10:32:09.792
9 2	1:47.039	36.842	40.361	29.836	231.2	10:33:56.831
10 2	1:44.522	36.755	38.445	29.322	230.7	10:35:41.353
11 2	1:43.638	36.746	38.068	28.824	230.7	10:37:24.991
12 2	2:06.210 P	38.917	44.348	42.945	231.7	10:39:31.201





Hungaroring
International GT Open
Qualifying - 2 Driver - 2
Lap Analysis



72 1 Nick Moss McLaren 720 S GT3

PROAM 2 James Pickford Optimum Motorsport

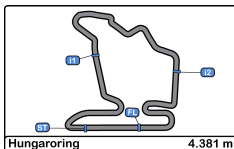
Lap	D	Time	Sector 1	Sector 2	Sector 3	T. Spd	Elapsed
1	1	10:18:06.254	10:16:56.804	39.637	29.813		10:18:06.254
2	1	1:46.429	37.922	38.779	29.728	231.2	10:19:52.683
3	1	1:45.963	37.669	38.599	29.695	231.2	10:21:38.646
4	1	1:45.855	37.698	38.842	29.315	231.7	10:23:24.501
5	1	1:46.354	37.519	38.866	29.969	232.2	10:25:10.855
6	1	1:55.437 P	38.845	42.128	34.464	231.2	10:27:06.292
7	1	6:07.015	4:58.563	39.004	29.448		10:33:13.307
8	1	1:44.835	37.286	38.132	29.417	231.2	10:34:58.142
9	1	1:45.126	37.453	38.342	29.331	231.7	10:36:43.268
10	1	1:45.011	37.273	38.058	29.680	231.2	10:38:28.279
11	1	1:47.731	37.288	39.245	31.198	230.7	10:40:16.010
12	1	<u>1:44.582</u>	<u>37.085</u>	38.237	<u>29.260</u>	231.7	10:42:00.592
13	1	1:56.512	37.353	47.334	31.825	230.7	10:43:57.104
14	1	1:54.297 P	37.369	<u>38.047</u>	38.881	233.2	10:45:51.401

88 1 Patryk Krupinski Mercedes AMG GT3 - 2016

PROAM 2 Christian Klien JP Motorsport

Lap	D	Time	Sector 1	Sector 2	Sector 3	T. Spd	Elapsed
1	1	10:18:28.554	10:17:18.762	40.211	29.581		10:18:28.554
2	1	<u>1:46.022</u>	<u>37.624</u>	<u>39.065</u>	<u>29.333</u>	231.7	10:20:14.576
3	1	2:20.253 P	48.510	49.831	41.912	226.4	10:22:34.829



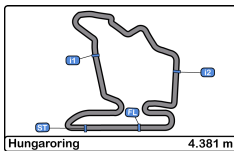


Hungaroring
International GT Open
Qualifying - 2 Driver - 2
Best Sectors Results



Sector - 1				Sector - 2				Sector - 3				Ideal Lap vs Best Lap				
Clas	Nº	Driver	Time	Nº	Driver	Time	Nº	Driver	Time	Clas	Nº	Driver	Ideal Lap	Best Lap	Clas	
1	26	Fabrizio Crestani	36.370	17	Vincent Abril	36.512	16	Allam Khodair	28.160	1	17	Vincent Abril	1:41.390	1:41.618	3	
2	59	Henrique Chaves	36.375	47	Nico Bastian	36.788	59	Henrique Chaves	28.184	2	16	Allam Khodair	1:41.416	1:41.499	1	
3	16	Allam Khodair	36.435	16	Allam Khodair	36.821	47	Nico Bastian	28.306	3	59	Henrique Chaves	1:41.475	1:41.608	2	
4	34	Charlie Eastwood	36.508	34	Charlie Eastwood	36.823	17	Vincent Abril	28.364	4	47	Nico Bastian	1:41.625	1:41.732	4	
5	17	Vincent Abril	36.514	59	Henrique Chaves	36.916	34	Charlie Eastwood	28.413	5	34	Charlie Eastwood	1:41.744	1:41.744	5	
6	47	Nico Bastian	36.531	26	Fabrizio Crestani	37.098	26	Fabrizio Crestani	28.437	6	26	Fabrizio Crestani	1:41.905	1:41.905	6	
7	44	Jens Liebhauser	36.734	4	Zdeno Mikulasko	37.393	11	"Max"	28.698	7	4	Zdeno Mikulasko	1:43.019	1:43.178	7	
8	11	"Max"	36.810	11	"Max"	37.525	44	Jens Liebhauser	28.739	8	11	"Max"	1:43.033	1:43.210	8	
9	4	Zdeno Mikulasko	36.869	7	Brendan Iribe	37.815	4	Zdeno Mikulasko	28.757	9	44	Jens Liebhauser	1:43.417	1:43.467	9	
10	7	Brendan Iribe	36.887	22	Niki Leutwiler	37.819	22	Niki Leutwiler	28.826	10	22	Niki Leutwiler	1:43.580	1:44.241	12	
11	22	Niki Leutwiler	36.935	13	Alexey Nesov	37.861	7	Brendan Iribe	28.935	11	7	Brendan Iribe	1:43.637	1:43.637	10	
12	13	Alexey Nesov	37.073	44	Jens Liebhauser	37.944	13	Alexey Nesov	28.975	12	13	Alexey Nesov	1:43.909	1:43.970	11	
13	72	Nick Moss	37.085	72	Nick Moss	38.047	48	Angelo Negro	29.081	13	72	Nick Moss	1:44.392	1:44.582	13	
14	48	Angelo Negro	37.356	48	Angelo Negro	38.179	72	Nick Moss	29.260	14	48	Angelo Negro	1:44.616	1:44.851	14	
15	88	Patryk Krupinski	37.624	88	Patryk Krupinski	39.065	88	Patryk Krupinski	29.333	15	88	Patryk Krupinski	1:46.022	1:46.022	15	



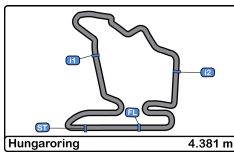


Hungaroring
International GT Open
Qualifying - 2 Driver - 2
Best 5 Lap Times



Cl	N°	Entrant/Team	Nat	Driver 1	Nat	Status	Driver 2	Nat	Status	Vehicle	Cat	Cl	Best 1		Best 2		Best 3		Best 4		Best 5	
													Time	Lap	Time	Lap	Time	Lap	Time	Lap	Time	Lap
1	16	Teo Martin Motorsport		Marcelo Hahn		BRA	Allam Khodair		BRA	McLaren 720 s	PROAM	1	1:41.499	8	1:41.529	7	1:43.634	4	1:43.750	3	1:50.208	9
2	59	Teo Martin Motorsport		Miguel Ramos		PRT	Henrique Chaves		PRT	McLaren 720 s	PRO	1	1:41.608	9	1:41.619	8	1:43.475	5	1:43.708	3	1:44.108	2
3	17	AF Corse / APM Monaco		Louis Prette		MCO	Vincent Abril		MCO	Ferrari 488 GT3	PRO	2	1:41.618	8	1:41.672	5	1:41.977	9	1:48.746	3	1:50.040	10
4	47	HTP - Winward Motorsport		Markus Sattler		DEU	Nico Bastian		DEU	Mercedes AMG GT3 - 2020	PROAM	2	1:41.732	7	1:41.781	6	1:42.086	9	1:42.216	3	1:42.660	2
5	34	TF Sport		Salih Yoluc		TUR	Charlie Eastwood		IRL	Aston Martin	PRO	3	1:41.744	8	1:41.798	7	1:43.703	3	1:43.962	2	1:44.242	4
6	26	Lazarus Racing		Fabrizio Crestani		ITA	Yannick Mettler		CHE	Bentley Continental GT3	PRO	4	1:41.905	5	1:44.642	2	1:50.598	6	1:50.901	7	1:51.018	3
7	4	ARC Bratislava-SK		Miro Konopka		SVK	Zdeno Mikulasko		SVK	Lamborghini Huracan GT3 EVO	AM	1	1:43.178	7	1:45.042	3	1:47.093	2	1:52.915	8	1:53.489	4
8	11	GetSpeed Performance		Fabian Schiller		DEU	"Max"		DEU	Mercedes AMG GT3 - 2020	PROAM	3	1:43.210	11	1:43.410	5	1:43.443	10	1:43.746	7	1:46.114	2
9	44	GetSpeed Performance		Florian Scholze		DEU	Jens Liebhauser		DEU	Mercedes AMG GT3 - 2020	AM	2	1:43.467	8	1:43.582	7	1:43.638	11	1:44.522	10	1:44.803	3
10	7	Optimum Motorsport		Brendan Iribe		USA	Ollie Millroy		GBR	McLaren 720 S GT3	PROAM	4	1:43.637	8	1:44.092	11	1:44.782	3	1:44.820	12	1:45.470	9
11	13	AKM Motorsport		Alexander Moiseev		RUS	Alexey Nesov		RUS	Mercedes AMG GT3 - 2020	AM	3	1:43.970	14	1:44.327	13	1:44.659	12	1:45.243	9	1:45.453	8
12	22	PZ Oberer Zürichsee by TFT		Niki Leutwiler		CHE			CHE	Porsche GT3-R	AM	4	1:44.241	9	1:44.417	8	1:44.589	4	1:44.643	5	1:44.686	3
13	72	Optimum Motorsport		Nick Moss		GBR	James Pickford		GBR	McLaren 720 S GT3	PROAM	5	1:44.582	12	1:44.835	8	1:45.011	10	1:45.126	9	1:45.855	4
14	48	AF Corse / APM Monaco		Philippe Prette		MCO	Angelo Negro		ITA	Ferrari 488 GT3	AM	5	1:44.851	8	1:45.269	13	1:45.328	11	1:45.538	10	1:45.789	9
15	88	JP Motorsport		Patryk Krupinski		POL	Christian Klien		AUT	Mercedes AMG GT3 - 2016	PROAM	6	1:46.022	2	2:20.253	3						



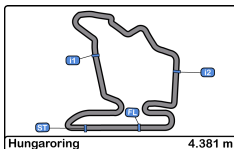


Hungaroring
International GT Open
Qualifying - 2 Driver - 2
Best 5 Top Speeds



Cl	N°	Entrant/Team	Nat	Driver 1	Nat	Driver 2	Nat	Vehicle	Cat	Cl	Top 1		Top 2		Top 3		Top 4		Top 5		Avg
											Km/h	Lap	Km/h	Lap	Km/h	Lap	Km/h	Lap	Km/h	Lap	
1	26	Lazarus Racing	ITA	<u>Fabrizio Crestani</u>	ITA	Yannick Mettler	CHE	Bentley Continental GT3	PRO	1	237.3	5	235.2	3	234.7	6	234.7	7	233.7	2	235.1
2	16	Teo Martin Motorsport	ESP	Marcelo Hahn	BRA	<u>Allam Khodair</u>	BRA	McLaren 720 s	PROAM	1	235.8	3	235.2	4	234.7	5	234.2	8	234.2	9	234.8
3	13	AKM Motorsport	SVK	Alexander Moiseev	RUS	<u>Alexey Nesov</u>	RUS	Mercedes AMG GT3 - 2020	AM	1	234.2	15	232.7	14	231.7	8	231.7	9	231.7	13	232.4
4	59	Teo Martin Motorsport	ESP	Miguel Ramos	PRT	<u>Henrique Chaves</u>	PRT	McLaren 720 s	PRO	2	234.2	3	233.7	4	232.7	5	232.7	9	232.7	10	233.2
5	7	Optimum Motorsport	GBR	<u>Brendan Iribe</u>	USA	Ollie Millroy	GBR	McLaren 720 S GT3	PROAM	2	233.2	4	233.2	13	232.7	9	232.7	10	232.2	3	232.8
6	17	AF Corse / APM Monaco	ITA	Louis Prette	MCO	<u>Vincent Abril</u>	MCO	Ferrari 488 GT3	PRO	3	233.2	2	233.2	3	233.2	5	231.7	9	231.2	6	232.5
7	22	PZ Oberer Zürichsee by TFT	CHE	Niki Leutwiler	CHE			Porsche GT3-R	AM	2	233.2	9	232.7	4	232.7	5	232.7	8	232.2	6	232.7
8	72	Optimum Motorsport	GBR	<u>Nick Moss</u>	GBR	James Pickford	GBR	McLaren 720 S GT3	PROAM	3	233.2	14	232.2	5	231.7	4	231.7	9	231.7	12	232.1
9	34	TF Sport	GBR	Salih Yoluc	TUR	<u>Charlie Eastwood</u>	IRL	Aston Martin	PRO	4	232.2	5	231.7	4	231.2	3	231.2	8	231.2	9	231.5
10	44	GetSpeed Performance	DEU	Florian Scholze	DEU	<u>Jens Liebhauser</u>	DEU	Mercedes AMG GT3 - 2020	AM	3	232.2	3	231.7	8	231.7	12	231.2	2	231.2	4	231.6
11	47	HTP - Winward Motorsport	DEU	Markus Sattler	DEU	<u>Nico Bastian</u>	DEU	Mercedes AMG GT3 - 2020	PROAM	4	232.2	4	231.7	9	231.2	8	230.7	3	230.7	7	231.3
12	11	GetSpeed Performance	DEU	Fabian Schiller	DEU	<u>"Max"</u>	DEU	Mercedes AMG GT3 - 2020	PROAM	5	231.7	11	231.7	12	231.2	5	231.2	8	230.7	3	231.3
13	88	JP Motorsport	POL	<u>Patryk Krupinski</u>	POL	Christian Klien	AUT	Mercedes AMG GT3 - 2016	PROAM	6	231.7	2	226.4	3							229.0
14	48	AF Corse / APM Monaco	ITA	Philippe Prette	MCO	<u>Angelo Negro</u>	ITA	Ferrari 488 GT3	AM	4	230.7	11	230.2	3	230.2	4	230.2	6	230.2	13	230.3
15	4	ARC Bratislava-SK	SVK	Miro Konopka	SVK	<u>Zdeno Mikulasko</u>	SVK	Lamborghini Huracan GT3 EVO	AM	5	229.7	3	229.2	4	228.8	2	228.8	7	228.8	8	229.1



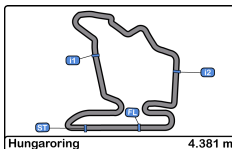


Hungaroring
International GT Open
Qualifying - 2 Driver - 2
Fastest Laps Sequence



Lap	Time of Day	Session Time	Nº	Entrant/Team	Nat	Driver 1	Nat	Driver 2	Nat	Vehicle	Cat	Time	Km/h
2	10:18:37.684	3:37.684	11	GetSpeed Performance	DEU	Fabian Schiller	DEU	"Max"	DEU	Mercedes AMG GT3 - 2020	PROAM	1:46.114	148.6
2	10:18:39.951	3:39.951	26	Lazarus Racing	ITA	<u>Fabrizio Crestani</u>	ITA	Yannick Mettler	CHE	Bentley Continental GT3	PRO	1:44.642	150.7
2	10:18:46.370	3:46.370	59	Teo Martin Motorsport	ESP	Miguel Ramos	PRT	<u>Henrique Chaves</u>	PRT	McLaren 720 s	PRO	1:44.108	151.4
3	10:20:30.078	5:30.078	59	Teo Martin Motorsport	ESP	Miguel Ramos	PRT	<u>Henrique Chaves</u>	PRT	McLaren 720 s	PRO	1:43.708	152.0
2	10:21:07.590	6:07.590	47	HTP - Winward Motorsport	DEU	Markus Sattler	DEU	<u>Nico Bastian</u>	DEU	Mercedes AMG GT3 - 2020	PROAM	1:42.660	153.6
3	10:22:49.806	7:49.806	47	HTP - Winward Motorsport	DEU	Markus Sattler	DEU	<u>Nico Bastian</u>	DEU	Mercedes AMG GT3 - 2020	PROAM	1:42.216	154.2
5	10:25:16.164	10:16.164	17	AF Corse / APM Monaco	ITA	Louis Prette	MCO	<u>Vincent Abril</u>	MCO	Ferrari 488 GT3	PRO	1:41.672	155.1
8	10:33:29.472	18:29.472	59	Teo Martin Motorsport	ESP	Miguel Ramos	PRT	<u>Henrique Chaves</u>	PRT	McLaren 720 s	PRO	1:41.619	155.2
7	10:33:43.442	18:43.442	16	Teo Martin Motorsport	ESP	Marcelo Hahn	BRA	<u>Allam Khodair</u>	BRA	McLaren 720 s	PROAM	1:41.529	155.3
8	10:35:24.941	20:24.941	16	Teo Martin Motorsport	ESP	Marcelo Hahn	BRA	<u>Allam Khodair</u>	BRA	McLaren 720 s	PROAM	1:41.499	155.3





Hungaroring
International GT Open
Qualifying - 2 Driver - 2
Event Best Maximum Speed



Nº	Entrant/Team	Nat	Driver 1	Nat	Driver 2	Nat	Vehicle	Cat	Km/h	Session
26	Lazarus Racing	ITA	Fabrizio Crestani	ITA	Yannick Mettler	CHE	Bentley Continental GT3	PRO	239.4	Free Practice - 1
28	Lazarus Racing	ITA	Stefano Coletti	MCO	Petru R. Umbrurescu	ROU	Bentley Continental GT3	PRO	236.8	Free Practice - 1
16	Teo Martin Motorsport	ESP	Marcelo Hahn	BRA	Allam Khodair	BRA	McLaren 720 s	PROAM	235.8	Qualifying - 2 Driver - 2
34	TF Sport	GBR	Salih Yoluc	TUR	Charlie Eastwood	IRL	Aston Martin	PRO	234.7	Qualifying - 1 Driver - 1
7	Optimum Motorsport	GBR	Brendan Iribe	USA	Ollie Millroy	GBR	McLaren 720 S GT3	PROAM	234.7	Qualifying - 1 Driver - 1
44	GetSpeed Performance	DEU	Florian Scholze	DEU	Jens Liebhauser	DEU	Mercedes AMG GT3 - 2020	AM	234.2	Free Practice - 1
72	Optimum Motorsport	GBR	Nick Moss	GBR	James Pickford	GBR	McLaren 720 S GT3	PROAM	234.2	Free Practice - 1
22	PZ Oberer Zürichsee by TFT	CHE	Niki Leutwiler	CHE			Porsche GT3-R	AM	234.2	Qualifying - 1 Driver - 1
59	Teo Martin Motorsport	ESP	Miguel Ramos	PRT	Henrique Chaves	PRT	McLaren 720 s	PRO	234.2	Qualifying - 1 Driver - 1
13	AKM Motorsport	SMR	Alexander Moiseev	RUS	Alexey Nesov	RUS	Mercedes AMG GT3 - 2020	AM	234.2	Qualifying - 2 Driver - 2
11	GetSpeed Performance	DEU	Fabian Schiller	DEU	"Max"	DEU	Mercedes AMG GT3 - 2020	PROAM	233.7	Free Practice - 1
17	AF Corse / APM Monaco	ITA	Louis Prette	MCO	Vincent Abril	MCO	Ferrari 488 GT3	PRO	233.7	Free Practice - 1
88	JP Motorsport	POL	Patryk Krupinski	POL	Christian Klien	AUT	Mercedes AMG GT3 - 2016	PROAM	233.7	Free Practice - 1
48	AF Corse / APM Monaco	ITA	Philippe Prette	MCO	Angelo Negro	ITA	Ferrari 488 GT3	AM	233.2	Free Practice - 1
47	HTP - Winward Motorsport	DEU	Markus Sattler	DEU	Nico Bastian	DEU	Mercedes AMG GT3 - 2020	PROAM	232.7	Free Practice - 1
5	Olimp Racing	POL	Mateusz Lisowski	POL	Stanislaw Jedlinski	POL	Mercedes AMG GT3 - 2020	PROAM	232.2	Qualifying - 1 Driver - 1
77	Olimp Racing	POL	Marcin Jedlinski	POL	Mateusz Lisowski	POL	Mercedes AMG GT3 - 2020	PROAM	229.7	Free Practice - 1
4	ARC Bratislava-SK	SVK	Miro Konopka	SVK	Zdeno Mikulasko	SVK	Lamborghini Huracan GT3 EVO	AM	229.7	Qualifying - 2 Driver - 2





Hungaroring
International GT Open
Qualifying - 2 Driver - 2
Pit Stop Analysis



4 Miro Konopka AM ARC Bratislava-SK
 Zdeno Mikulasko Lamborghini Huracan GT3 EVO

Nr.	In Day Time	In Time	Out Time	Pit Time	T. Pit Time	Handicap	Penalty
1	10:22:34.071	10:22:34.071	10:26:19.711	3:45.640	3:45.640		

7 Brendan Iribe PROAM Optimum Motorsport
 Ollie Millroy McLaren 720 S GT3

Nr.	In Day Time	In Time	Out Time	Pit Time	T. Pit Time	Handicap	Penalty
1	10:28:20.974	10:28:20.974	10:32:20.218	3:59.244	3:59.244		

11 Fabian Schiller PROAM GetSpeed Performance
 "Max" Mercedes AMG GT3 - 2020

Nr.	In Day Time	In Time	Out Time	Pit Time	T. Pit Time	Handicap	Penalty
1	10:20:26.580	10:20:26.580	10:21:51.310	1:24.730	1:24.730		
2	10:30:41.965	10:30:41.965	10:36:08.267	5:26.302	6:51.032		

13 Alexander Moiseev AM AKM Motorsport
 Alexey Nesov Mercedes AMG GT3 - 2020

Nr.	In Day Time	In Time	Out Time	Pit Time	T. Pit Time	Handicap	Penalty
1	10:17:17.831	10:17:17.831	10:18:28.754	1:10.923	1:10.923		
2	10:34:27.390	10:34:27.390	10:36:00.634	1:33.244	2:44.167		

16 Marcelo Hahn PROAM Teo Martin Motorsport
 Allam Khodair McLaren 720 s

Nr.	In Day Time	In Time	Out Time	Pit Time	T. Pit Time	Handicap	Penalty
1	10:24:20.161	10:24:20.161	10:30:16.079	5:55.918	5:55.918		

17 Louis Prette PRO AF Corse / APM Monaco
 Vincent Abril Ferrari 488 GT3

Nr.	In Day Time	In Time	Out Time	Pit Time	T. Pit Time	Handicap	Penalty
1	10:20:37.435	10:20:37.435	10:21:43.667	1:06.232	1:06.232		
2	10:27:13.546	10:27:13.546	10:35:34.671	8:21.125	9:27.357		

22 Niki Leutwiler AM PZ Oberer Zürichsee by TFT
 Porsche GT3-R

Nr.	In Day Time	In Time	Out Time	Pit Time	T. Pit Time	Handicap	Penalty
1	10:26:46.935	10:26:46.935	10:30:26.673	3:39.738	3:39.738		

26 Fabrizio Crestani PRO Lazarus Racing
 Yannick Mettler Bentley Continental GT3

Nr.	In Day Time	In Time	Out Time	Pit Time	T. Pit Time	Handicap	Penalty
1	10:20:28.160	10:20:28.160	10:21:58.740	1:30.580	1:30.580		
2	10:29:03.959	10:29:03.959	10:41:01.596	11:57.637	13:28.217		

34 Salih Yoluc PRO TF Sport
 Charlie Eastwood Aston Martin

Nr.	In Day Time	In Time	Out Time	Pit Time	T. Pit Time	Handicap	Penalty
1	10:35:34.029	10:35:34.029	10:36:25.973	51.944	51.944		

44 Florian Scholze AM GetSpeed Performance
 Jens Liebhauser Mercedes AMG GT3 - 2020

Nr.	In Day Time	In Time	Out Time	Pit Time	T. Pit Time	Handicap	Penalty
1	10:22:25.809	10:22:25.809	10:25:06.344	2:40.535	2:40.535		

47 Markus Sattler PROAM HTP - Winward Motorsport
 Nico Bastian Mercedes AMG GT3 - 2020

Nr.	In Day Time	In Time	Out Time	Pit Time	T. Pit Time	Handicap	Penalty
1	10:24:43.114	10:24:43.114	10:36:47.889	12:04.775	12:04.775		

48 Philippe Prette AM AF Corse / APM Monaco
 Angelo Negro Ferrari 488 GT3

Nr.	In Day Time	In Time	Out Time	Pit Time	T. Pit Time	Handicap	Penalty
1	10:27:41.715	10:27:41.715	10:34:12.343	6:30.628	6:30.628		

59 Miguel Ramos PRO Teo Martin Motorsport
 Henrique Chaves McLaren 720 s

Nr.	In Day Time	In Time	Out Time	Pit Time	T. Pit Time	Handicap	Penalty
1	10:25:47.122	10:25:47.122	10:30:06.331	4:19.209	4:19.209		

72 Nick Moss PROAM Optimum Motorsport
 James Pickford McLaren 720 S GT3

Nr.	In Day Time	In Time	Out Time	Pit Time	T. Pit Time	Handicap	Penalty
1	10:27:03.533	10:27:03.533	10:31:28.484	4:24.951	4:24.951		

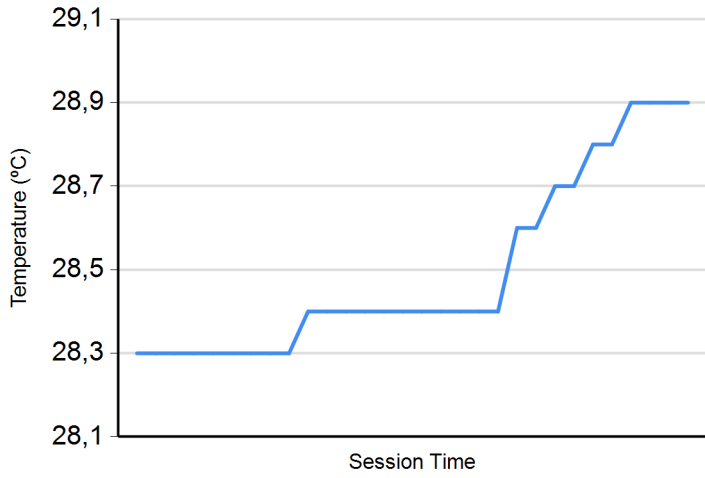




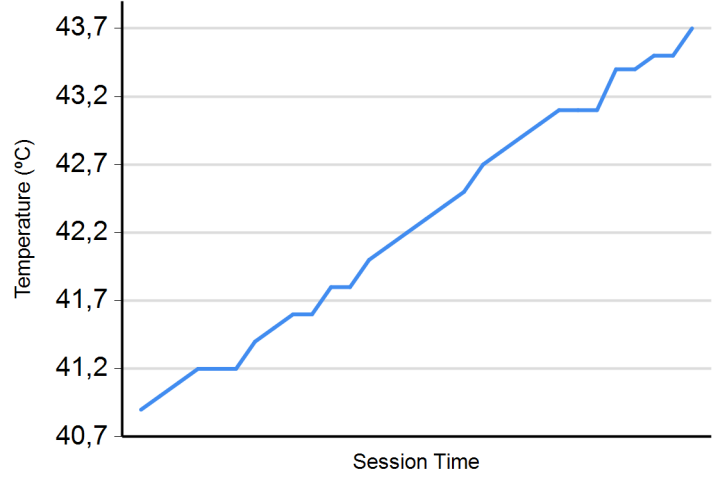
Hungaroring
International GT Open
Qualifying - 2 Driver - 2
Weather Report



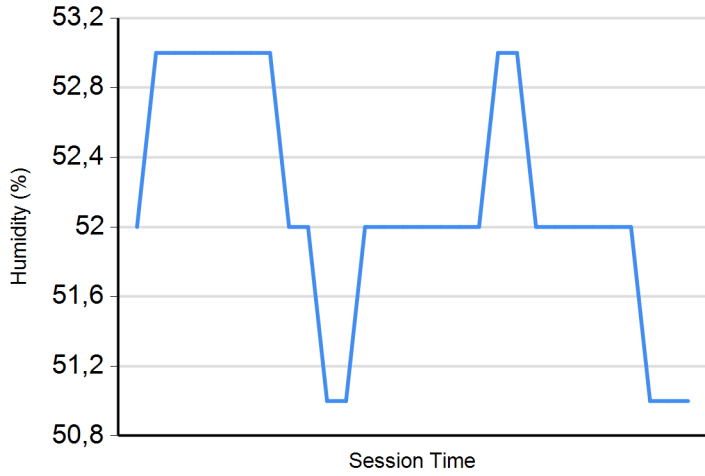
Air Temperature



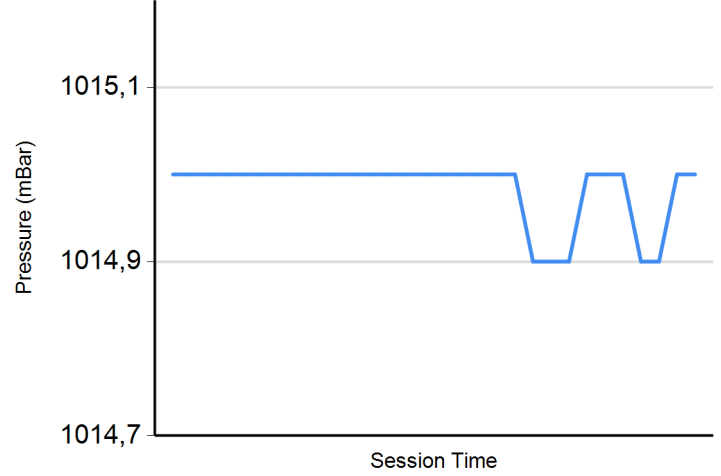
Track Temperature



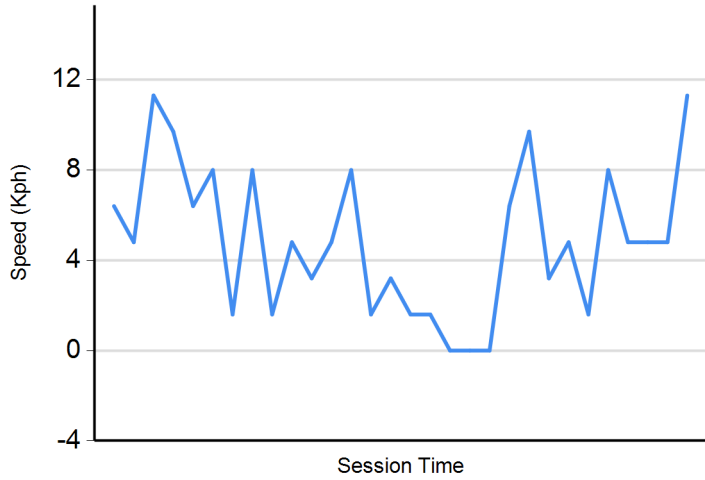
Humidity



Pressure



Wind Speed



Wind direction

North = 0°/360° Est = 90° South = 180° West = 270°

