

Hungaroring
Euroformula Open
Free Practice - 1
Provisional Results



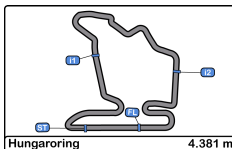
Clas	Nº	Entrant	Nat	Driver	Nat	Cat	Clas	Chassis - Engine	Team	Laps	Best	Time	Gap	Interval	Km/h
1	15	Van Amersfoort	NLD	Sebastian Estner	DEU	R	1	Dallara F320 HWA	Van Amersfoort	6	5	1:33.886			167.9
2	31	Carlin	GBR	Zane Maloney	BRB	R	2	Dallara F320 Spiess	Carlin	11	5	1:34.029	0.143	0.143	167.7
3	20	CryptoTower Racing	JPN	Yifei Ye	CHN			Dallara F320 Spiess	Cryptotower Racing	13	6	1:34.348	0.462	0.319	167.1
4	16	Van Amersfoort	NLD	Andreas Estner	DEU			Dallara F320 HWA	Van Amersfoort	16	6	1:34.591	0.705	0.243	166.7
5	6	Carlin	GBR	Ido Cohen	ISR	R	3	Dallara F320 Spiess	Carlin	9	4	1:34.654	0.768	0.063	166.6
6	4	Team Motopark	DEU	Niklas Krütten	DEU	R	4	Dallara F320 Spiess	Team Motopark	12	4	1:34.796	0.910	0.142	166.3
7	25	Van Amersfoort	NLD	Alexandre Bardinon	FRA			Dallara F320 HWA	Van Amersfoort	12	11	1:34.889	1.003	0.093	166.2
8	26	Double R	GBR	Ayrton Simmons	GBR	R	5	Dallara F320 HWA	Double R	15	6	1:34.906	1.020	0.017	166.1
9	33	Team Motopark	DEU	Manuel Maldonado	VEN	R	6	Dallara F320 Spiess	Team Motopark	11	8	1:35.315	1.429	0.409	165.4
10	12	Drivex	ESP	Glen Van Berlo	NLD	R	7	Dallara F320 HWA	DRIVEX	10	8	1:35.628	1.742	0.313	164.9
11	99	CryptoTower Racing	JPN	Rui Andrade	AGO			Dallara F320 Spiess	Cryptotower Racing	14	8	1:35.731	1.845	0.103	164.7

Published at:.....

Track Temp: 45.2 °C Air Temp: 29.5 °C Humidity: 42 % Track Status: DRY

Stewards:	Race Director:	Timekeeper: 
-----------	----------------	---






Hungaroring
Euroformula Open
Free Practice - 1
Provisional Results by Class



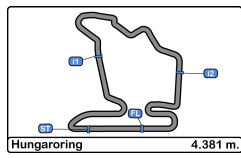
Clas	Nº	Entrant	Nat	Driver	Nat	Cat	Clas	Chassis - Engine	Team	Laps	Best	Time	Gap	Interval	Km/h
1	20	CryptoTower Racing	JPN	Yifei Ye	CHN			Dallara F320 Spiess	Cryptotower Racing	13	6	1:34.348			167.1
2	16	Van Amersfoort	NLD	Andreas Estner	DEU			Dallara F320 HWA	Van Amersfoort	16	6	1:34.591	0.243	0.243	166.7
3	25	Van Amersfoort	NLD	Alexandre Bardinon	FRA			Dallara F320 HWA	Van Amersfoort	12	11	1:34.889	0.541	0.298	166.2
4	99	CryptoTower Racing	JPN	Rui Andrade	AGO			Dallara F320 Spiess	Cryptotower Racing	14	8	1:35.731	1.383	0.842	164.7
Rookie															
1	15	Van Amersfoort	NLD	Sebastian Estner	DEU	R	1	Dallara F320 HWA	Van Amersfoort	6	5	1:33.886			167.9
2	31	Carlin	GBR	Zane Maloney	BRB	R	2	Dallara F320 Spiess	Carlin	11	5	1:34.029	0.143	0.143	167.7
3	6	Carlin	GBR	Ido Cohen	ISR	R	3	Dallara F320 Spiess	Carlin	9	4	1:34.654	0.768	0.625	166.6
4	4	Team Motopark	DEU	Niklas Krütten	DEU	R	4	Dallara F320 Spiess	Team Motopark	12	4	1:34.796	0.910	0.142	166.3
5	26	Double R	GBR	Ayrton Simmons	GBR	R	5	Dallara F320 HWA	Double R	15	6	1:34.906	1.020	0.110	166.1
6	33	Team Motopark	DEU	Manuel Maldonado	VEN	R	6	Dallara F320 Spiess	Team Motopark	11	8	1:35.315	1.429	0.409	165.4
7	12	Drivex	ESP	Glen Van Berlo	NLD	R	7	Dallara F320 HWA	DRIVEX	10	8	1:35.628	1.742	0.313	164.9

Published at:.....

Track Temp: 45.2 °C Air Temp: 29.5 °C Humidity: 42 % Track Status: DRY

Stewards:	Race Director:	Timekeeper: 
-----------	----------------	---





Hungaroring

Euroformula Open

Free Practice - 1

Lap Analysis



4 Niklas Krütten
Dallara F320 Spiess
R Team Motopark

16 Andreas Estner
Dallara F320 HWA
R Van Amersfoort Racing

Lap	D	Time	Sector 1	Sector 2	Sector 3	T. Spd	Elapsed
1		11:32:30.022	11:31:18.232	41.421	30.369		11:32:30.022
2		1:42.038	38.420	36.116	27.502	205.7	11:34:12.060
3		1:35.221	35.890	33.028	26.303	218.6	11:35:47.281
4		1:34.796	35.623	32.885	26.288	219.9	11:37:22.077
5		1:45.224	P 36.840	35.531	32.853	220.8	11:39:07.301
6		8:39.982	7:35.124	37.419	27.439		11:47:47.283
7		1:42.667	35.797	37.951	28.919	221.3	11:49:29.950
8		1:34.893	35.634	32.902	26.357	220.8	11:51:04.843
9		1:48.737	41.097	38.791	28.849	221.3	11:52:53.580
10		1:35.475	35.759	33.179	26.537	219.9	11:54:29.055
11		1:47.326	35.713	41.194	30.419	222.6	11:56:16.381
12		1:42.718	P 35.911	33.859	32.948	220.8	11:57:59.099

Lap	D	Time	Sector 1	Sector 2	Sector 3	T. Spd	Elapsed
1		11:22:22.990	11:21:09.217	42.817	30.956		11:22:22.990
2		1:42.914	39.603	36.374	26.937	202.2	11:24:05.904
3		1:35.926	35.893	33.677	26.356	218.1	11:25:41.830
4		1:34.782	35.740	32.976	26.066	219.5	11:27:16.612
5		1:47.302	41.464	39.037	26.801	221.3	11:29:03.914
6		1:34.591	35.437	32.878	26.276	221.3	11:30:38.505
7		1:42.944	P 37.181	35.002	30.761	220.8	11:32:21.449
8		15:02.436	13:54.647	38.608	29.181		11:47:23.885
9		1:46.345	39.738	37.791	28.816	200.3	11:49:10.230
10		1:41.211	39.724	34.518	26.969	193.8	11:50:51.441
11		1:35.234	35.490	33.247	26.497	223.1	11:52:26.675
12		1:35.087	35.479	33.143	26.465	222.2	11:54:01.762
13		1:49.327	41.054	40.124	28.149	223.6	11:55:51.089
14		1:35.212	35.614	33.113	26.485	221.7	11:57:26.301
15		1:35.077	35.513	33.049	26.515	223.1	11:59:01.378
16		1:43.693	P 36.560	35.325	31.808	221.7	12:00:45.071

6 Ido Cohen
Dallara F320 Spiess
R Carlin

Lap	D	Time	Sector 1	Sector 2	Sector 3	T. Spd	Elapsed
1		11:32:07.099	11:30:51.102	42.647	33.350		11:32:07.099
2		1:46.568	38.156	37.492	30.920	216.0	11:33:53.667
3		1:35.049	35.877	33.078	26.094	218.6	11:35:28.716
4		1:34.654	35.559	32.873	26.222	220.8	11:37:03.370
5		1:34.865	35.707	32.898	26.260	220.4	11:38:38.235
6		1:43.276	P 36.438	35.708	31.130	219.5	11:40:21.511
7		11:15.373	10:13.016	35.281	27.076		11:51:36.884
8		1:39.532	35.751	36.747	27.034	220.8	11:53:16.416
9		1:44.594	P 35.637	34.937	34.020	223.1	11:55:01.010

20 Yifei Ye
Dallara F320 Spiess
R CryptoTower Racing Team

Lap	D	Time	Sector 1	Sector 2	Sector 3	T. Spd	Elapsed
1		11:32:44.267	11:31:35.082	40.081	29.104		11:32:44.267
2		1:44.012	38.874	36.971	28.167	201.4	11:34:28.279
3		1:34.883	35.819	32.886	26.178	218.6	11:36:03.162
4		1:34.703	35.389	33.108	26.206	219.9	11:37:37.865
5		1:55.393	44.772	41.322	29.299	217.7	11:39:33.258
6		1:34.348	35.496	32.711	26.141	219.0	11:41:07.606
7		1:53.778	P 38.692	39.730	35.356	220.8	11:43:01.384
8		9:22.875	8:17.189	37.716	27.970		11:52:24.259
9		1:34.694	35.715	32.729	26.250	221.3	11:53:58.953
10		1:50.414	42.563	40.005	27.846	223.6	11:55:49.367
11		1:34.548	35.406	32.836	26.306	223.1	11:57:23.915
12		1:57.760	45.445	41.887	30.428	223.1	11:59:21.675
13		1:41.496	P 35.469	33.031	32.996	220.8	12:01:03.171

12 Glen Van Berlo
Dallara F320 HWA
R Drivex

Lap	D	Time	Sector 1	Sector 2	Sector 3	T. Spd	Elapsed
1		11:22:58.662	11:21:45.551	42.579	30.532		11:22:58.662
2		1:47.020	38.670	39.628	28.722	214.7	11:24:45.682
3		1:37.180	36.626	34.160	26.394	216.0	11:26:22.862
4		1:35.725	35.860	33.353	26.512	220.4	11:27:58.587
5		1:48.148	40.477	39.926	27.745	221.3	11:29:46.735
6		1:35.638	35.864	33.384	26.390	219.0	11:31:22.373
7		1:42.561	35.732	39.651	27.178	221.7	11:33:04.934
8		1:35.628	35.815	33.343	26.470	220.4	11:34:40.562
9		1:43.332	P 35.759	35.564	32.009	219.9	11:36:23.894
10		6:33.050	P 5:16.775	41.600	34.675		11:42:56.944

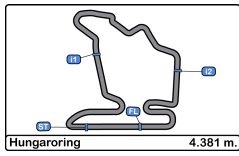
25 Alexandre Bardinon
Dallara F320 HWA
R Van Amersfoort Racing

Lap	D	Time	Sector 1	Sector 2	Sector 3	T. Spd	Elapsed
1		11:23:08.221	11:21:55.364	42.966	29.891		11:23:08.221
2		1:47.265	42.017	36.483	28.765	196.3	11:24:55.486
3		1:35.151	36.073	32.970	26.108	218.6	11:26:30.637
4		2:00.567	46.969	44.832	28.766	214.7	11:28:31.204
5		1:34.918	35.828	32.820	26.270	219.0	11:30:06.122
6		2:00.437	P 42.288	43.628	34.521	220.4	11:32:06.559
7		15:08.422	13:57.413	42.034	28.975		11:47:14.981
8		1:45.962	40.462	37.713	27.787	210.5	11:49:00.943
9		1:35.104	35.751	32.930	26.423	221.3	11:50:36.047
10		2:01.333	43.657	46.053	31.623	214.2	11:52:37.380
11		1:34.889	35.587	33.072	26.230	220.8	11:54:12.269
12		1:55.945	P 41.064	39.620	35.261	222.6	11:56:08.214

15 Sebastian Estner
Dallara F320 HWA
R Van Amersfoort Racing

Lap	D	Time	Sector 1	Sector 2	Sector 3	T. Spd	Elapsed
1		11:22:26.171	11:21:12.174	43.225	30.772		11:22:26.171
2		1:44.017	40.050	36.975	26.992	191.1	11:24:10.188
3		1:35.706	35.990	33.442	26.274	218.1	11:25:45.894
4		1:34.374	35.527	32.928	25.919	220.4	11:27:20.268
5		1:33.886	35.384	32.528	25.974	221.3	11:28:54.154
6		1:42.986	P 35.358	33.246	34.382	221.7	11:30:37.140





Hungaroring
Euroformula Open
Free Practice - 1
Lap Analysis



26

Ayrton Simmons

Dallara F320 HWA

99

Rui Andrade

Dallara F320 Spiess

R

Double R

CryptoTower Racing Team

Lap	D	Time	Sector 1	Sector 2	Sector 3	T. Spd	Elapsed	Lap	D	Time	Sector 1	Sector 2	Sector 3	T. Spd	Elapsed
1		11:22:45.706	11:21:31.882	42.585	31.239		11:22:45.706	1		11:22:31.956	11:21:20.230	41.191	30.535		11:22:31.956
2		1:49.398	39.828	39.771	29.799	200.3	11:24:35.104	2		1:44.731	38.814	37.816	28.101	194.2	11:24:16.687
3		1:36.727	36.199	33.769	26.759	219.5	11:26:11.831	3		1:37.157	36.485	33.989	26.683	215.5	11:25:53.844
4		1:35.015	35.602	33.175	26.238	223.1	11:27:46.846	4		1:35.739	35.970	33.445	26.324	218.6	11:27:29.583
5		1:42.606	37.475	37.433	27.698	224.5	11:29:29.452	5		1:48.174 P	37.974	36.604	33.596	219.5	11:29:17.757
6		1:34.906	35.505	33.102	26.299	223.1	11:31:04.358	6		5:51.779	4:50.704	34.388	26.687		11:35:09.536
7		1:53.448 P	38.592	39.215	35.641	224.5	11:32:57.806	7		1:35.818	35.946	33.416	26.456	218.6	11:36:45.354
8		14:14.222	13:07.907	37.992	28.323		11:47:12.028	8		1:35.731	35.806	33.487	26.438	218.6	11:38:21.085
9		1:35.859	35.934	33.478	26.447	220.8	11:48:47.887	9		1:35.872	35.794	33.461	26.617	219.9	11:39:56.957
10		1:35.437	35.549	33.338	26.550	223.6	11:50:23.324	10		1:43.407 P	35.919	33.606	33.882	219.5	11:41:40.364
11		1:46.316	39.260	38.809	28.247	213.4	11:52:09.640	11		12:36.044	11:31.609	36.455	27.980		11:54:16.408
12		1:35.828	35.742	33.434	26.652	223.6	11:53:45.468	12		1:36.284	35.991	33.682	26.611	221.3	11:55:52.692
13		1:46.538	38.545	39.179	28.814	224.5	11:55:32.006	13		1:36.112	35.688	33.752	26.672	221.7	11:57:28.804
14		1:35.908	35.807	33.496	26.605	223.1	11:57:07.914	14		1:43.718 P	35.812	34.163	33.743	222.6	11:59:12.522
15		1:44.135 P	36.018	34.395	33.722	223.1	11:58:52.049								

31

Zane Maloney

Dallara F320 Spiess

R

Carlin

Lap	D	Time	Sector 1	Sector 2	Sector 3	T. Spd	Elapsed
1		11:32:04.577	11:30:51.631		11:32:04.577		11:32:04.577
2		1:45.774	38.626		11:33:50.351		11:33:50.351
3		1:34.883	35.685		11:35:25.234		11:35:25.234
4		1:34.636	35.639		11:36:59.870	223.6	11:36:59.870
5		1:34.029	35.424		11:38:33.899	219.5	11:38:33.899
6		1:43.846 P	35.385	35.604	32.857	224.0	11:40:17.745
7		11:48.346 P	10:32.842	40.755	34.749		11:52:06.091
8		2:46.316	1:38.098		3:21.065		11:54:52.407
9		1:34.836	35.600		4:55.901	219.9	11:56:27.243
10		1:34.342	35.257		6:30.243	225.4	11:58:01.585
11		1:52.396 P		2:18.056	33.425		11:59:53.981

33

Manuel Maldonado

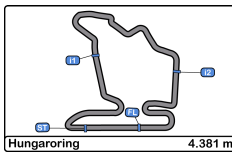
Dallara F320 Spiess

R

Team Motopark

Lap	D	Time	Sector 1	Sector 2	Sector 3	T. Spd	Elapsed
1		11:32:14.620	11:31:00.890	41.832	31.898		11:32:14.620
2		1:46.444	39.841	39.257	27.346	206.1	11:34:01.064
3		1:35.626	35.919	33.415	26.292	217.3	11:35:36.690
4		1:35.337	35.510	33.296	26.531	219.0	11:37:12.027
5		1:53.084 P	39.562	39.458	34.064	219.0	11:39:05.111
6		10:54.643	9:44.170	41.169	29.304		11:49:59.754
7		1:42.553	36.414	36.607	29.532	219.5	11:51:42.307
8		1:35.315	35.445	33.448	26.422	221.7	11:53:17.622
9		1:43.051	35.524	38.329	29.198	222.6	11:55:00.673
10		1:35.552	35.548	33.322	26.682	220.8	11:56:36.225
11		1:51.392 P	38.641	39.166	33.585	221.3	11:58:27.617



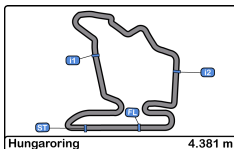


Hungaroring
Euroformula Open
Free Practice - 1
Best Sectors Results



Sector - 1				Sector - 2				Sector - 3				Ideal Lap vs Best Lap				
Clas	Nº	Driver	Time	Nº	Driver	Time	Nº	Driver	Time	Clas	Nº	Driver	Ideal Lap	Best Lap	Clas	
1	31	Zane Maloney	35.257	15	Sebastian Estner	32.528	15	Sebastian Estner	25.919	1	15	Sebastian Estner	1:33.805	1:33.886	1	
2	15	Sebastian Estner	35.358	20	Yifei Ye	32.711	16	Andreas Estner	26.066	2	20	Yifei Ye	1:34.241	1:34.348	3	
3	20	Yifei Ye	35.389	25	Alexandre Bardinon	32.820	6	Ido Cohen	26.094	3	16	Andreas Estner	1:34.381	1:34.591	4	
4	16	Andreas Estner	35.437	6	Ido Cohen	32.873	25	Alexandre Bardinon	26.108	4	25	Alexandre Bardinon	1:34.515	1:34.889	7	
5	33	Manuel Maldonado	35.445	16	Andreas Estner	32.878	20	Yifei Ye	26.141	5	6	Ido Cohen	1:34.526	1:34.654	5	
6	26	Ayrton Simmons	35.505	4	Niklas Krütten	32.885	26	Ayrton Simmons	26.238	6	4	Niklas Krütten	1:34.796	1:34.796	6	
7	6	Ido Cohen	35.559	26	Ayrton Simmons	33.102	4	Niklas Krütten	26.288	7	26	Ayrton Simmons	1:34.845	1:34.906	8	
8	25	Alexandre Bardinon	35.587	33	Manuel Maldonado	33.296	33	Manuel Maldonado	26.292	8	33	Manuel Maldonado	1:35.033	1:35.315	9	
9	4	Niklas Krütten	35.623	12	Glen Van Berlo	33.343	99	Rui Andrade	26.324	9	99	Rui Andrade	1:35.428	1:35.731	11	
10	99	Rui Andrade	35.688	99	Rui Andrade	33.416	12	Glen Van Berlo	26.390	10	12	Glen Van Berlo	1:35.465	1:35.628	10	
11	12	Glen Van Berlo	35.732	31	Zane Maloney	35.604	31	Zane Maloney	32.857	11	31	Zane Maloney	1:43.718	1:34.029	2	



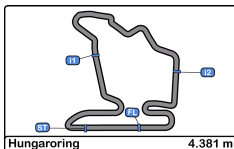


Hungaroring
Euroformula Open
Free Practice - 1
Best 5 Lap Times



Cls	Nº	Entrant	Nat	Driver	Nat	Cat	Cls	Chassis - Engine	Team	Best 1		Best 2		Best 3		Best 4		Best 5	
										Time	Lap	Time	Lap	Time	Lap	Time	Lap	Time	Lap
1	15	Van Amersfoort Racing	NLD	Sebastian Estner	DEU	R	1	Dallara F320 HWA	Van Amersfoort Racing	1:33.886	5	1:34.374	4	1:35.706	3	1:42.986	6	1:44.017	2
2	31	Carlin	GBR	Zane Maloney	GBR	R	2	Dallara F320 Spiess	Carlin	1:34.029	5	1:34.342	10	1:34.636	4	1:34.836	9	1:34.883	3
3	20	CryptoTower Racing	JPN	Yifei Ye	CHN			Dallara F320 Spiess	Cryptotower Racing	1:34.348	6	1:34.548	11	1:34.694	9	1:34.703	4	1:34.883	3
4	16	Van Amersfoort Racing	NLD	Andreas Estner	DEU			Dallara F320 HWA	Van Amersfoort Racing	1:34.591	6	1:34.782	4	1:35.077	15	1:35.087	12	1:35.212	14
5	6	Carlin	GBR	Ido Cohen	ISR	R	3	Dallara F320 Spiess	Carlin	1:34.654	4	1:34.865	5	1:35.049	3	1:39.532	8	1:43.276	6
6	4	Team Motopark	DEU	Niklas Krütten	DEU	R	4	Dallara F320 Spiess	Team Motopark	1:34.796	4	1:34.893	8	1:35.221	3	1:35.475	10	1:42.038	2
7	25	Van Amersfoort Racing	NLD	Alexandre Bardinon	FRA			Dallara F320 HWA	Van Amersfoort Racing	1:34.889	11	1:34.918	5	1:35.104	9	1:35.151	3	1:45.962	8
8	26	Double R	GBR	Ayrton Simmons	GBR	R	5	Dallara F320 HWA	Double R	1:34.906	6	1:35.015	4	1:35.437	10	1:35.828	12	1:35.859	9
9	33	Team Motopark	DEU	Manuel Maldonado	VEN	R	6	Dallara F320 Spiess	Team Motopark	1:35.315	8	1:35.337	4	1:35.552	10	1:35.626	3	1:42.553	7
10	12	Drivex	ESP	Glen Van Berlo	NLD	R	7	Dallara F320 HWA	DRIVEX	1:35.628	8	1:35.638	6	1:35.725	4	1:37.180	3	1:42.561	7
11	99	CryptoTower Racing	JPN	Rui Andrade	AGO			Dallara F320 Spiess	Cryptotower Racing	1:35.731	8	1:35.739	4	1:35.818	7	1:35.872	9	1:36.112	13



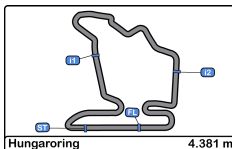


Hungaroring
Euroformula Open
Free Practice - 1
Best 5 Top Speeds



Cls	Nº	Entrant	Nat	Driver	Nat	Cat	Cls	Chassis - Engine	Team	Top 1		Top 2		Top 3		Top 4		Top 5		Avg
										Km/h	Lap	Km/h	Lap	Km/h	Lap	Km/h	Lap	Km/h	Lap	
1	31	Carlin	GBR	Zane Maloney	BRE	R	1	Dallara F320 Spiess	Carlin	225.4	10	224.0	6	223.6	4	219.9	9	219.5	5	222.5
2	26	Double R	GBR	Ayrton Simmons	GBR	R	2	Dallara F320 HWA	Double R	224.5	5	224.5	7	224.5	13	223.6	10	223.6	12	224.1
3	16	Van Amersfoort Racing	NLD	Andreas Estner	DEU			Dallara F320 HWA	Van Amersfoort Racing	223.6	13	223.1	11	223.1	15	222.2	12	221.7	14	222.7
4	20	CryptoTower Racing	JPN	Yifei Ye	CHN			Dallara F320 Spiess	Cryptotower Racing	223.6	10	223.1	11	223.1	12	221.3	9	220.8	7	222.4
5	6	Carlin	GBR	Ido Cohen	ISR	R	3	Dallara F320 Spiess	Carlin	223.1	9	220.8	4	220.8	8	220.4	5	219.5	6	220.9
6	4	Team Motopark	DEU	Niklas Krütten	DEU	R	4	Dallara F320 Spiess	Team Motopark	222.6	11	221.3	7	221.3	9	220.8	5	220.8	8	221.4
7	25	Van Amersfoort Racing	NLD	Alexandre Bardion	FRA			Dallara F320 HWA	Van Amersfoort Racing	222.6	12	221.3	9	220.8	11	220.4	6	219.0	5	220.8
8	33	Team Motopark	DEU	Manuel Maldonado	VEN	R	5	Dallara F320 Spiess	Team Motopark	222.6	9	221.7	8	221.3	11	220.8	10	219.5	7	221.2
9	99	CryptoTower Racing	JPN	Rui Andrade	AGO			Dallara F320 Spiess	Cryptotower Racing	222.6	14	221.7	13	221.3	12	219.9	9	219.5	5	221.0
10	12	Drivex	ESP	Glen Van Berlo	NLD	R	6	Dallara F320 HWA	DRIVEX	221.7	7	221.3	5	220.4	4	220.4	8	219.9	9	220.7
11	15	Van Amersfoort Racing	NLD	Sebastian Estner	DEU	R	7	Dallara F320 HWA	Van Amersfoort Racing	221.7	6	221.3	5	220.4	4	218.1	3	191.1	2	214.5



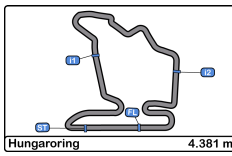


Hungaroring
Euroformula Open
Free Practice - 1
Fastest Laps Sequence



Lap	Time of Day	Session Time	Nº	Entrant	Nat	Driver	Nat	Cat	Chassis - Engine	Team	Time	Km/h
2	11:24:05.904	4:05.904	16	Van Amersfoort Racing	NLD	Andreas Estner	DEU		Dallara F320 HWA	Van Amersfoort Racing	1:42.914	153.2
3	11:25:41.830	5:41.830	16	Van Amersfoort Racing	NLD	Andreas Estner	DEU		Dallara F320 HWA	Van Amersfoort Racing	1:35.926	164.4
3	11:25:45.894	5:45.894	15	Van Amersfoort Racing	NLD	Sebastian Estner	DEU	R	Dallara F320 HWA	Van Amersfoort Racing	1:35.706	164.7
3	11:26:30.637	6:30.637	25	Van Amersfoort Racing	NLD	Alexandre Bardinon	FRA		Dallara F320 HWA	Van Amersfoort Racing	1:35.151	165.7
4	11:27:16.612	7:16.612	16	Van Amersfoort Racing	NLD	Andreas Estner	DEU		Dallara F320 HWA	Van Amersfoort Racing	1:34.782	166.3
4	11:27:20.268	7:20.268	15	Van Amersfoort Racing	NLD	Sebastian Estner	DEU	R	Dallara F320 HWA	Van Amersfoort Racing	1:34.374	167.1
5	11:28:54.154	8:54.154	15	Van Amersfoort Racing	NLD	Sebastian Estner	DEU	R	Dallara F320 HWA	Van Amersfoort Racing	1:33.886	167.9



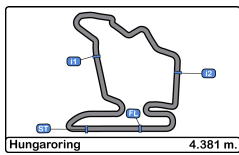


Hungaroring
Euroformula Open
Free Practice - 1
Event Best Maximum Speed



Nº	Entrant	Nat	Driver	Nat	Cat	Clas	Chassis - Engine	Team	Km/h	Session
31	Carlin		Zane Maloney		R	1	Dallara F320 Spiess	Carlin	225.4	Free Practice - 1
26	Double R		Ayrton Simmons		R	2	Dallara F320 HWA	Double R	224.5	Free Practice - 1
20	CryptoTower Racing Team		Yifei Ye				Dallara F320 Spiess	Cryptotower Racing Team	223.6	Free Practice - 1
16	Van Amersfoort Racing		Andreas Estner				Dallara F320 HWA	Van Amersfoort Racing	223.6	Free Practice - 1
6	Carlin		Ido Cohen		R	3	Dallara F320 Spiess	Carlin	223.1	Free Practice - 1
33	Team Motopark		Manuel Maldonado		R	4	Dallara F320 Spiess	Team Motopark	222.6	Free Practice - 1
25	Van Amersfoort Racing		Alexandre Bardinon				Dallara F320 HWA	Van Amersfoort Racing	222.6	Free Practice - 1
4	Team Motopark		Niklas Krütten		R	5	Dallara F320 Spiess	Team Motopark	222.6	Free Practice - 1
99	CryptoTower Racing Team		Rui Andrade				Dallara F320 Spiess	Cryptotower Racing Team	222.6	Free Practice - 1
15	Van Amersfoort Racing		Sebastian Estner		R	6	Dallara F320 HWA	Van Amersfoort Racing	221.7	Free Practice - 1
12	Drivex		Glen Van Berlo		R	7	Dallara F320 HWA	DRIVEX	221.7	Free Practice - 1





Hungaroring
Euroformula Open
Free Practice - 1
Pit Stop Analysis



4 Niklas Krütten R Team Motopark
 Dallara F320 Spiess

Nr.	In Day Time	In Time	Out Time	Pit Time	T. Pit Time	Handicap	Penalty
1	11:39:04.704	11:39:04.704	11:46:04.308	6:59.604	6:59.604		

6 Ido Cohen R Carlin
 Dallara F320 Spiess

Nr.	In Day Time	In Time	Out Time	Pit Time	T. Pit Time	Handicap	Penalty
1	11:40:18.966	11:40:18.966	11:49:57.748	9:38.782	9:38.782		

12 Glen Van Berlo R Drivex
 Dallara F320 HWA

Nr.	In Day Time	In Time	Out Time	Pit Time	T. Pit Time	Handicap	Penalty
1	11:36:21.518	11:36:21.518	11:40:52.275	4:30.757	4:30.757		

16 Andreas Estner Van Amersfoort Racing
 Dallara F320 HWA

Nr.	In Day Time	In Time	Out Time	Pit Time	T. Pit Time	Handicap	Penalty
1	11:32:18.965	11:32:18.965	11:45:35.800	13:16.835	13:16.835		

20 Yifei Ye CryptoTower Racing Team
 Dallara F320 Spiess

Nr.	In Day Time	In Time	Out Time	Pit Time	T. Pit Time	Handicap	Penalty
1	11:42:58.249	11:42:58.249	11:50:39.646	7:41.397	7:41.397		

25 Alexandre Bardinon Van Amersfoort Racing
 Dallara F320 HWA

Nr.	In Day Time	In Time	Out Time	Pit Time	T. Pit Time	Handicap	Penalty
1	11:32:04.146	11:32:04.146	11:45:20.165	13:16.019	13:16.019		

26 Ayrton Simmons R Double R
 Dallara F320 HWA

Nr.	In Day Time	In Time	Out Time	Pit Time	T. Pit Time	Handicap	Penalty
1	11:32:55.304	11:32:55.304	11:45:28.508	12:33.204	12:33.204		

31 Zane Maloney R Carlin
 Dallara F320 Spiess

Nr.	In Day Time	In Time	Out Time	Pit Time	T. Pit Time	Handicap	Penalty
1	11:40:15.252	11:40:15.252	11:50:13.881	9:58.629	9:58.629		

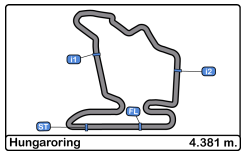
33 Manuel Maldonado R Team Motopark
 Dallara F320 Spiess

Nr.	In Day Time	In Time	Out Time	Pit Time	T. Pit Time	Handicap	Penalty
1	11:39:02.675	11:39:02.675	11:48:08.799	9:06.124	9:06.124		

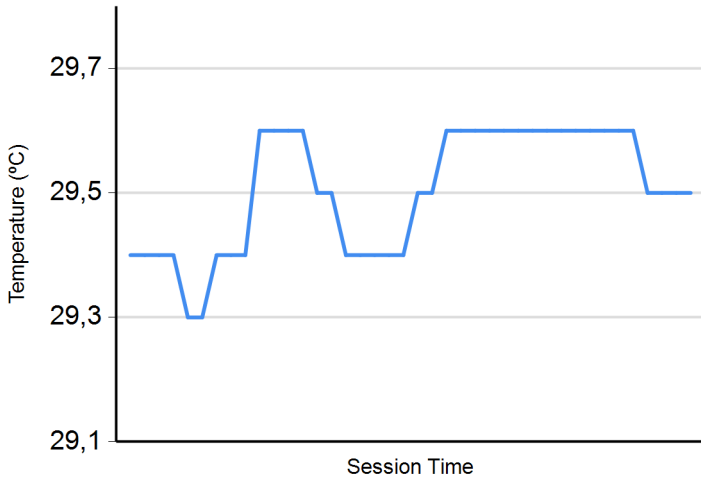
99 Rui Andrade CryptoTower Racing Team
 Dallara F320 Spiess

Nr.	In Day Time	In Time	Out Time	Pit Time	T. Pit Time	Handicap	Penalty
1	11:29:15.169	11:29:15.169	11:33:31.268	4:16.099	4:16.099		
2	11:41:37.951	11:41:37.951	11:52:34.209	10:56.258	15:12.357		

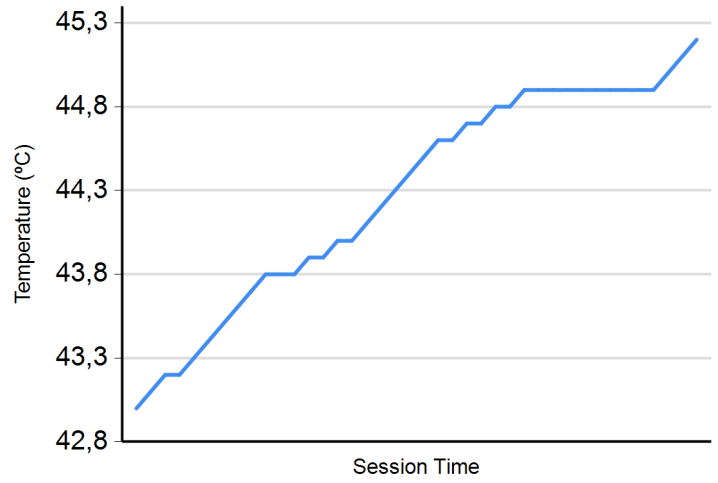




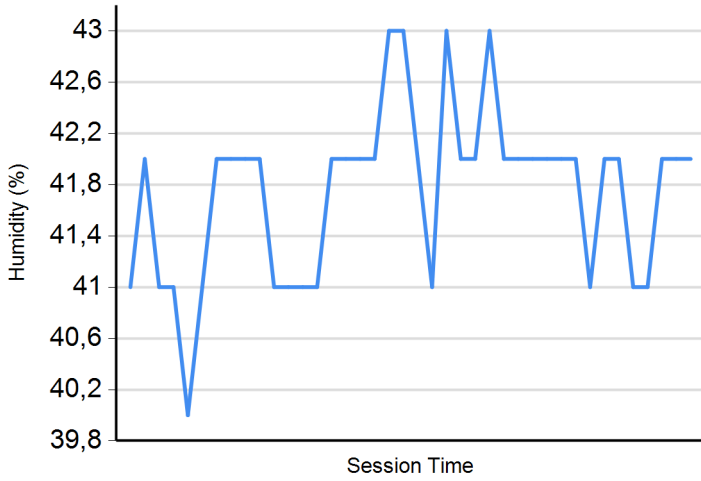
Air Temperature



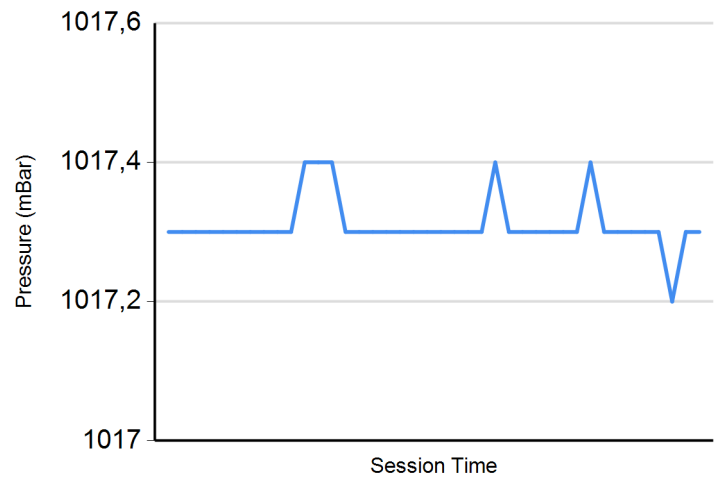
Track Temperature



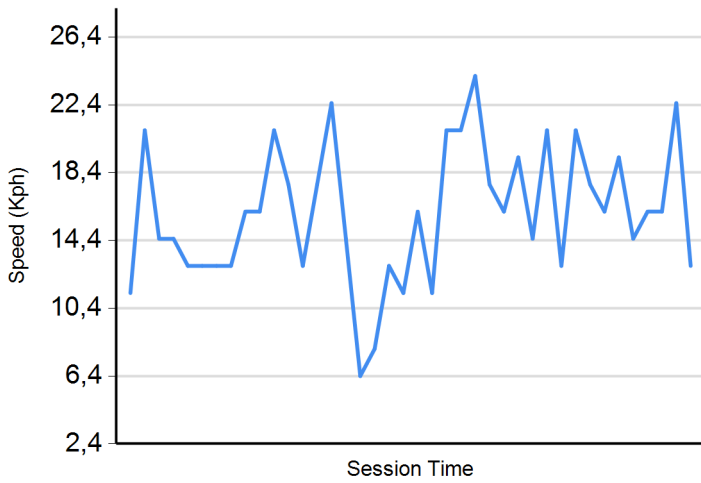
Humidity



Pressure



Wind Speed



Wind direction

North = 0°/360° Est = 90° South = 180° West= 270°

