

Hungaroring
Euroformula Open
Free Practice - 2
Provisional Results



Clas	Nº	Entrant	Nat	Driver	Nat	Cat	Clas	Chassis - Engine	Team	Laps	Best	Time	Gap	Interval	Km/h
1	15	Van Amersfoort	NLD	Sebastian Estner	DEU	R	1	Dallara F320 HWA	Van Amersfoort	13	6	1:34.009			167.7
2	31	Carlin	GBR	Zane Maloney	BRB	R	2	Dallara F320 Spiess	Carlin	22	6	1:34.472	0.463	0.463	166.9
3	99	CryptoTower Racing	JPN	Rui Andrade	AGO			Dallara F320 Spiess	Cryptotower Racing	14	13	1:34.841	0.832	0.369	166.2
4	20	CryptoTower Racing	JPN	Yifei Ye	CHN			Dallara F320 Spiess	Cryptotower Racing	20	4	1:34.932	0.923	0.091	166.1
5	16	Van Amersfoort	NLD	Andreas Estner	DEU			Dallara F320 HWA	Van Amersfoort	17	6	1:35.154	1.145	0.222	165.7
6	6	Carlin	GBR	Ido Cohen	ISR	R	3	Dallara F320 Spiess	Carlin	18	3	1:35.177	1.168	0.023	165.7
7	4	Team Motopark	DEU	Niklas Krütten	DEU	R	4	Dallara F320 Spiess	Team Motopark	16	12	1:35.507	1.498	0.330	165.1
8	33	Team Motopark	DEU	Manuel Maldonado	VEN	R	5	Dallara F320 Spiess	Team Motopark	22	5	1:35.556	1.547	0.049	165.0
9	26	Double R	GBR	Ayrton Simmons	GBR	R	6	Dallara F320 HWA	Double R	20	8	1:35.563	1.554	0.007	165.0
10	12	Drivex	ESP	Glen Van Berlo	NLD	R	7	Dallara F320 HWA	DRIVEX	10	4	1:35.796	1.787	0.233	164.6
11	34	Drivex	ESP	Shihab Al-Habsi	OMN	R	8	Dallara F320 HWA	DRIVEX	17	12	1:36.093	2.084	0.297	164.1
12	25	Van Amersfoort	NLD	Alexandre Bardinon	FRA			Dallara F320 HWA	Van Amersfoort	20	9	1:36.528	2.519	0.435	163.3

CAR 12 TIME 1:36.051 DELETED TRACK LIMITS AT T 11

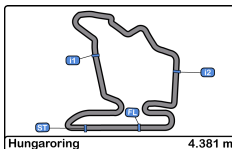
CAR 4 TIME 1:35.838 DELETED TRACK LIMITS AT T 11

Published at:.....

Track Temp: 43.7 °C Air Temp: 31.1 °C Humidity: 38 % Track Status: DRY

Stewards:	Race Director:	Timekeeper: 
-----------	----------------	---





Hungaroring
Euroformula Open
Free Practice - 2
Provisional Results by Class



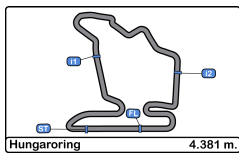
Clas	Nº	Entrant	Nat	Driver	Nat	Cat	Clas	Chassis - Engine	Team	Laps	Best	Time	Gap	Interval	Km/h
1	99	CryptoTower Racing	JPN	Rui Andrade	AGO			Dallara F320 Spiess	Cryptotower Racing	14	13	1:34.841			166.2
2	20	CryptoTower Racing	JPN	Yifei Ye	CHN			Dallara F320 Spiess	Cryptotower Racing	20	4	1:34.932	0.091	0.091	166.1
3	16	Van Amersfoort	NLD	Andreas Estner	DEU			Dallara F320 HWA	Van Amersfoort	17	6	1:35.154	0.313	0.222	165.7
4	25	Van Amersfoort	NLD	Alexandre Bardinon	FRA			Dallara F320 HWA	Van Amersfoort	20	9	1:36.528	1.687	1.374	163.3
Rookie															
1	15	Van Amersfoort	NLD	Sebastian Estner	DEU	R	1	Dallara F320 HWA	Van Amersfoort	13	6	1:34.009			167.7
2	31	Carlin	GBR	Zane Maloney	BRB	R	2	Dallara F320 Spiess	Carlin	22	6	1:34.472	0.463	0.463	166.9
3	6	Carlin	GBR	Ido Cohen	ISR	R	3	Dallara F320 Spiess	Carlin	18	3	1:35.177	1.168	0.705	165.7
4	4	Team Motopark	DEU	Niklas Krütten	DEU	R	4	Dallara F320 Spiess	Team Motopark	16	12	1:35.507	1.498	0.330	165.1
5	33	Team Motopark	DEU	Manuel Maldonado	VEN	R	5	Dallara F320 Spiess	Team Motopark	22	5	1:35.556	1.547	0.049	165.0
6	26	Double R	GBR	Ayrton Simmons	GBR	R	6	Dallara F320 HWA	Double R	20	8	1:35.563	1.554	0.007	165.0
7	12	Drivex	ESP	Glen Van Berlo	NLD	R	7	Dallara F320 HWA	DRIVEX	10	4	1:35.796	1.787	0.233	164.6
8	34	Drivex	ESP	Shihab Al-Habsi	OMN	R	8	Dallara F320 HWA	DRIVEX	17	12	1:36.093	2.084	0.297	164.1

Published at:.....

Track Temp: 43.7 °C Air Temp: 31.1 °C Humidity: 38 % Track Status: DRY

Stewards:	Race Director:	Timekeeper: 
-----------	----------------	---





Hungaroring
Euroformula Open
Free Practice - 2
Lap Analysis



4 Niklas Krütten Dallara F320 Spiess **15** Sebastian Estner Dallara F320 HWA
 R Team Motopark R Van Amersfoort Racing

Lap	D	Time	Sector 1	Sector 2	Sector 3	T. Spd	Elapsed	Lap	D	Time	Sector 1	Sector 2	Sector 3	T. Spd	Elapsed
1		16:12:08.914	16:11:00.039	38.949	29.926		16:12:08.914	1		16:12:16.374 P	16:11:04.728	37.272	34.374		16:12:16.374
2		1:48.557	40.102	36.853	31.602	190.4	16:13:57.471	2		2:29.271 P	1:18.031	38.057	33.183		16:14:45.645
3		1:38.962	36.149	36.183	26.630	216.8	16:15:36.433	3		2:10.654	1:08.183	35.728	26.743		16:16:56.299
4		1:36.367	35.792	33.766	26.809	218.6	16:17:12.800	4		1:35.468	35.800	33.605	26.063	216.8	16:18:31.767
5		1:52.901	44.169	39.996	28.736	190.8	16:19:05.701	5		1:34.725	35.569	33.194	25.962	219.0	16:20:06.492
6		1:49.587 P	35.913	38.134	35.540	216.4	16:20:55.288	6		1:34.009	35.483	32.567	25.959	219.0	16:21:40.501
7		7:25.138	6:19.202	36.409	29.527		16:28:20.426	7		1:34.545	35.365	32.770	26.410	219.0	16:23:15.046
8		4:35.838	35.984	33.248	26.606	215.5	16:29:56.264	8		1:42.206 P	35.326	32.839	34.041	220.8	16:24:57.252
9		1:48.769 P	35.690	38.589	34.490	218.1	16:31:45.033	9		13:32.348	12:22.435	39.348	30.565		16:38:29.600
10		4:53.643	3:50.458	35.932	27.253		16:36:38.676	10		1:41.754	38.879	35.420	27.455	192.1	16:40:11.354
11		1:39.912	39.080	33.739	27.093	217.3	16:38:18.588	11		1:41.943	38.726	35.648	27.569	202.2	16:41:53.297
12		1:35.507	35.709	33.205	26.593	219.5	16:39:54.095	12		1:35.980	35.821	33.596	26.563	216.4	16:43:29.277
13		1:42.399 P	35.653	33.528	33.218	219.5	16:41:36.494	13		1:54.593 P	39.097	38.673	36.823	205.3	16:45:23.870
14		6:46.349	5:43.694	35.521	27.134		16:48:22.843	16 Andreas Estner Dallara F320 HWA							
15		1:39.114	35.688	33.284	30.142	218.6	16:50:01.957	Van Amersfoort Racing							
16		1:43.623 P	35.652	34.318	33.653	219.5	16:51:45.580	Lap D	Time	Sector 1	Sector 2	Sector 3	T. Spd	Elapsed	

Lap	D	Time	Sector 1	Sector 2	Sector 3	T. Spd	Elapsed	Lap	D	Time	Sector 1	Sector 2	Sector 3	T. Spd	Elapsed
1		16:11:56.067	16:10:49.891	36.066	30.110		16:11:56.067	1		16:15:32.992 P	16:14:18.424	41.117	33.451		16:15:32.992
2		1:39.062	36.156	35.921	26.985	218.1	16:13:35.129	2		2:09.279	1:07.119	35.231	26.929		16:17:42.271
3		1:35.177	35.614	33.325	26.238	220.4	16:15:10.306	3		1:36.066	35.933	33.600	26.533	217.7	16:19:18.337
4		1:42.846 P	35.389	33.416	34.041	219.9	16:16:53.152	4		1:35.353	35.747	33.295	26.311	218.6	16:20:53.690
5		7:52.523	6:51.039	34.719	26.765		16:24:45.675	5		1:42.296	40.072	35.603	26.621	219.5	16:22:35.986
6		1:36.030	35.575	33.780	26.675	219.9	16:26:21.705	6		1:35.154	35.623	33.226	26.305	219.5	16:24:11.140
7		1:36.181	35.681	33.596	26.904	221.3	16:27:57.886	7		1:38.297	35.514	33.173	29.610	220.4	16:25:49.437
8		1:36.054	35.627	33.608	26.819	219.5	16:29:33.940	8		1:39.724 P	35.590	33.420	30.714	219.0	16:27:29.161
9		1:35.998	35.672	33.341	26.985	219.5	16:31:09.938	9		8:34.811	7:33.906	34.449	26.456		16:36:03.972
10		1:35.705	35.614	33.502	26.589	220.8	16:32:45.643	10		1:45.919	41.597	37.034	27.288	219.0	16:37:49.891
11		1:35.456	35.543	33.339	26.574	219.9	16:34:21.099	11		1:35.167	35.588	33.255	26.324	219.0	16:39:25.058
12		1:36.081	35.467	33.440	27.174	221.3	16:35:57.180	12		1:35.547	35.550	33.503	26.494	220.4	16:41:00.605
13		1:36.031	35.526	33.690	26.815	219.9	16:37:33.211	13		1:44.366	39.654	38.012	26.700	219.9	16:42:44.971
14		1:36.517	35.561	34.048	26.908	219.9	16:39:09.728	14		1:37.161	35.484	34.860	26.817	219.9	16:44:22.132
15		1:36.392	35.645	33.816	26.931	220.4	16:40:46.120	15		1:35.297	35.548	33.291	26.458	220.4	16:45:57.429
16		1:37.171	35.643	34.586	26.942	220.4	16:42:23.291	16		1:35.229	35.530	33.295	26.404	220.4	16:47:32.658
17		1:42.160	35.678	39.472	27.010	220.8	16:44:05.451	17		1:41.011 P	35.574	34.606	30.831	220.8	16:49:13.669
18		1:51.760 P	40.876	38.405	32.479	221.3	16:45:57.211								

12 Glen Van Berlo Dallara F320 HWA
 R Drivex

Lap	D	Time	Sector 1	Sector 2	Sector 3	T. Spd	Elapsed
1		16:12:35.664	16:11:28.805	38.822	28.037		16:12:35.664
2		1:37.336	36.657	34.217	26.462	214.7	16:14:13.000
3		1:37.299	35.994	34.071	27.234	219.9	16:15:50.299
4		1:35.796	35.742	33.725	26.329	218.6	16:17:26.095
5		1:36.072	35.987	33.727	26.358	219.5	16:19:02.167
6		4:36.054	35.890	33.393	26.768	219.0	16:20:38.218
7		1:35.915	35.776	33.556	26.583	217.3	16:22:14.133
8		1:39.793 P	35.793	33.843	30.157	218.6	16:23:53.926
9		8:43.044 P	7:25.428	43.148	34.468		16:32:36.970
10		2:27.699 P	1:12.304	41.346	34.049		16:35:04.669





Hungaroring
Euroformula Open
Free Practice - 2
Lap Analysis



20

Yifei Ye

Dallara F320 Spiess

26

Ayrton Simmons

Dallara F320 HWA

CryptoTower Racing Team

R

Double R

Lap	D	Time	Sector 1	Sector 2	Sector 3	T. Spd	Elapsed	Lap	D	Time	Sector 1	Sector 2	Sector 3	T. Spd	Elapsed
1		16:13:25.812 P	16:12:15.355	37.548	32.909		16:13:25.812	1		16:12:09.477	16:11:02.481	38.534	28.462		16:12:09.477
2		2:13.950 P	58.985	36.751	38.214		16:15:39.762	2		1:42.930	38.584	37.044	27.302	212.5	16:13:52.407
3		2:18.166	1:17.965	33.783	26.418		16:17:57.928	3		1:40.441	36.133	33.850	30.458	219.5	16:15:32.848
4		1:34.932	35.698	32.983	26.251	218.6	16:19:32.860	4		1:35.643	35.871	33.425	26.347	220.8	16:17:08.491
5		1:35.163	35.644	33.010	26.509	218.1	16:21:08.023	5		1:43.256 P	35.701	34.224	33.331	220.8	16:18:51.747
6		1:35.156	35.588	33.163	26.405	219.0	16:22:43.179	6		9:47.123 P	8:33.698	39.277	34.148		16:28:38.870
7		1:35.322	35.600	33.352	26.370	219.5	16:24:18.501	7		2:34.834	1:34.102	34.114	26.618		16:31:13.704
8		1:35.212	35.569	33.130	26.513	219.5	16:25:53.713	8		1:35.563	35.817	33.304	26.442	220.4	16:32:49.267
9		1:35.610	35.596	33.498	26.516	219.5	16:27:29.323	9		1:36.116	35.629	33.954	26.533	221.3	16:34:25.383
10		1:36.098	35.635	33.296	27.167	217.7	16:29:05.421	10		1:35.759	35.724	33.485	26.550	223.6	16:36:01.142
11		1:35.514	35.633	33.289	26.592	218.1	16:30:40.935	11		1:36.096	35.822	33.734	26.540	220.8	16:37:37.238
12		1:35.545	35.599	33.332	26.614	219.9	16:32:16.480	12		1:36.135	35.803	33.631	26.701	221.3	16:39:13.373
13		1:35.320	35.505	33.210	26.605	219.5	16:33:51.800	13		1:36.083	35.699	33.562	26.822	222.2	16:40:49.456
14		1:35.566	35.515	33.283	26.768	219.5	16:35:27.366	14		1:36.347	35.744	33.715	26.888	220.8	16:42:25.803
15		1:35.579	35.602	33.275	26.702	219.0	16:37:02.945	15		1:36.601	35.757	34.104	26.740	221.7	16:44:02.404
16		1:35.713	35.658	33.367	26.688	218.6	16:38:38.658	16		1:36.130	35.807	33.652	26.671	221.7	16:45:38.534
17		1:44.079 P	35.760	33.831	34.488	219.9	16:40:22.737	17		1:36.896	35.814	33.918	27.164	219.9	16:47:15.430
18		8:14.296	7:13.988	33.757	26.551		16:48:37.033	18		1:36.574	35.884	33.877	26.813	220.4	16:48:52.004
19		1:35.653	35.706	33.480	26.467	218.1	16:50:12.686	19		1:36.553	35.894	33.784	26.875	219.5	16:50:28.557
20		1:50.830 P	36.242	37.381	37.207	220.4	16:52:03.516	20		1:46.537 P	35.865	34.030	36.642	221.7	16:52:15.094

25

Alexandre Bardinon

Dallara F320 HWA

31

Zane Maloney

Dallara F320 Spiess

Van Amersfoort Racing

R

Carlin

Lap	D	Time	Sector 1	Sector 2	Sector 3	T. Spd	Elapsed	Lap	D	Time	Sector 1	Sector 2	Sector 3	T. Spd	Elapsed
1		16:13:11.048 P	16:11:53.134	40.357	37.557		16:13:11.048	1		16:11:56.685 P	16:10:47.682	36.708	32.295		16:11:56.685
2		2:17.556	1:09.572	39.198	28.786		16:15:28.604	2		2:12.272	1:07.086	37.368	27.818		16:14:08.957
3		1:37.708	36.589	34.530	26.589	214.2	16:17:06.312	3		1:35.385	35.910		2:03.203	216.4	16:15:44.342
4		1:37.425	36.113	34.459	26.853	216.8	16:18:43.737	4		1:34.640	35.499	32.925	26.216	219.0	16:17:18.982
5		1:38.454	36.039	35.828	26.587	216.8	16:20:22.191	5		1:34.689	35.535	32.916	26.238	221.7	16:18:53.671
6		1:36.995	36.019	34.379	26.597	216.8	16:21:59.186	6		1:34.472	35.380	32.971	26.121	221.3	16:20:28.143
7		1:36.577	35.883	34.076	26.618	217.7	16:23:35.763	7		1:39.951 P	35.536	34.062	30.353	224.0	16:22:08.094
8		1:36.635	35.836	33.991	26.808	218.1	16:25:12.398	8		6:07.501	5:04.036	36.249	27.216		16:28:15.595
9		1:36.528	35.860	33.931	26.737	217.3	16:26:48.926	9		1:35.428	35.829	33.269	26.330	219.0	16:29:51.023
10		1:37.406	36.172	34.344	26.890	216.8	16:28:26.332	10		1:35.104	35.693	32.969	26.442	219.5	16:31:26.127
11		1:36.987	35.898	34.054	27.035	217.3	16:30:03.319	11		1:34.956	35.556	33.066	26.334	220.8	16:33:01.083
12		1:37.340	35.954	34.247	27.139	216.8	16:31:40.659	12		1:35.259	35.478	33.339	26.442	219.0	16:34:36.342
13		1:36.535	35.902	33.822	26.811	217.7	16:33:17.194	13		1:35.416	35.589	33.415	26.412	219.5	16:36:11.758
14		1:36.757	35.741	33.979	27.037	218.1	16:34:53.951	14		1:35.860	35.621	33.738	26.501	220.8	16:37:47.618
15		1:37.041	35.917	34.281	26.843	218.1	16:36:30.992	15		1:35.366	35.554	33.341	26.471	222.6	16:39:22.984
16		1:37.036	35.976	34.149	26.911	217.3	16:38:08.028	16		1:35.532	35.644	33.393	26.495	220.4	16:40:58.516
17		1:39.739	36.080	36.796	26.863	218.6	16:39:47.767	17		1:35.548	35.556	33.390	26.602	221.3	16:42:34.064
18		1:36.875	35.771	34.258	26.846	218.1	16:41:24.642	18		1:35.764	35.643	33.552	26.569	220.8	16:44:09.828
19		1:50.273 P	36.284	36.626	37.363	218.1	16:43:14.915	19		1:35.583	35.671	33.314	26.598	221.7	16:45:45.411
20		6:35.301 P	5:12.385	44.554	38.362		16:49:50.216	20		1:35.437	35.572	33.294	26.571	220.8	16:47:20.848
								21		1:35.749	35.645	33.463	26.641	223.1	16:48:56.597
								22		1:41.267 P	35.825	34.496	30.946	222.2	16:50:37.864





Hungaroring
Euroformula Open
Free Practice - 2
Lap Analysis



33

Manuel Maldonado

Dallara F320 Spiess

99

Rui Andrade

Dallara F320 Spiess

R

Team Motopark

CryptoTower Racing Team

Lap	D	Time	Sector 1	Sector 2	Sector 3	T. Spd	Elapsed	Lap	D	Time	Sector 1	Sector 2	Sector 3	T. Spd	Elapsed
1		16:12:10.123 P	16:10:54.740	40.773	34.610		16:12:10.123	1		16:12:06.049	16:10:55.619	40.540	29.890		16:12:06.049
2		2:14.147	1:12.530	34.950	26.667		16:14:24.270	2		1:39.401	37.351	35.184	26.866	215.1	16:13:45.450
3		1:35.986	35.897	33.653	26.436	215.5	16:16:00.256	3		1:38.239	36.130	35.488	26.621	217.3	16:15:23.689
4		1:35.872	35.744	33.617	26.511	218.1	16:17:36.128	4		1:35.930	35.826	33.494	26.610	218.1	16:16:59.619
5		1:35.556	35.635	33.577	26.344	218.1	16:19:11.684	5		1:49.550	40.233	41.365	27.952	195.2	16:18:49.169
6		1:36.492	35.962	33.726	26.804	217.7	16:20:48.176	6		1:43.004 P	35.888	33.577	33.539	217.7	16:20:32.173
7		1:35.827	35.779	33.545	26.503	216.8	16:22:24.003	7		3:30.370	2:29.908	33.770	26.692		16:24:02.543
8		1:36.224	35.879	33.588	26.757	217.7	16:24:00.227	8		1:57.299 P	35.877	33.527	47.895	219.5	16:25:59.842
9		1:35.711	35.614	33.473	26.624	216.8	16:25:35.938	9		2:16.826 P	1:10.241	33.976	32.609		16:28:16.668
10		1:36.446	35.829	33.737	26.880	217.3	16:27:12.384	10		13:51.588	12:46.374	37.009	28.205		16:42:08.256
11		1:36.710	36.002	33.663	27.045	216.8	16:28:49.094	11		1:40.577	37.482	35.903	27.192	205.3	16:43:48.833
12		1:36.217	35.881	33.616	26.720	216.8	16:30:25.311	12		1:34.991	35.528	33.036	26.427	217.7	16:45:23.824
13		1:36.420	35.953	33.461	27.006	218.1	16:32:01.731	13		1:34.841	35.560	32.990	26.291	218.1	16:46:58.665
14		1:36.836	36.027	33.696	27.113	216.0	16:33:38.567	14		1:51.245 P	39.344	37.813	34.088	207.2	16:48:49.910
15		1:36.337	35.820	33.640	26.877	216.8	16:35:14.904								
16		1:36.585	35.890	33.820	26.875	216.8	16:36:51.489								
17		1:36.383	35.744	33.569	27.070	217.3	16:38:27.872								
18		1:36.327	35.830	33.604	26.893	216.8	16:40:04.199								
19		1:48.936 P	38.582	37.914	32.440	216.8	16:41:53.135								
20		5:19.587	4:07.607	40.883	31.097		16:47:12.722								
21		1:46.776 P	40.529	34.795	31.452	142.8	16:48:59.498								
22		3:12.786 P	1:22.425	35.297	1:15.064		16:52:12.284								

34

Shihab Al-Habsi

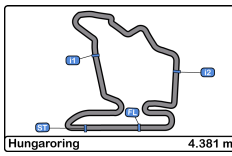
Dallara F320 HWA

R

Drivex

Lap	D	Time	Sector 1	Sector 2	Sector 3	T. Spd	Elapsed
1		16:12:23.697	16:11:12.318	40.894	30.485		16:12:23.697
2		1:47.031	39.618	39.018	28.395	213.8	16:14:10.728
3		1:41.217	36.708	35.365	29.144	216.4	16:15:51.945
4		1:38.268	36.421	34.889	26.958	220.8	16:17:30.213
5		1:37.240	36.059	34.380	26.801	219.5	16:19:07.453
6		1:44.010	35.838	35.674	32.498	220.8	16:20:51.463
7		1:37.088	36.086	34.255	26.747	219.9	16:22:28.551
8		1:36.476	35.849	33.891	26.736	218.6	16:24:05.027
9		1:53.835 P	35.571	33.862	44.402	219.0	16:25:58.862
10		8:31.761	7:29.350	35.518	26.893		16:34:30.623
11		1:36.854	36.066	34.297	26.491	216.0	16:36:07.477
12		1:36.093	35.928	33.779	26.386	219.0	16:37:43.570
13		1:36.268	35.899	33.767	26.602	219.0	16:39:19.838
14		1:52.925	35.820	46.249	30.856	218.6	16:41:12.763
15		1:37.135	36.197	34.174	26.764	217.7	16:42:49.898
16		1:55.656 P	35.891	41.245	38.520	219.9	16:44:45.554
17		3:16.867 P	2:00.550	39.715	36.602		16:48:02.421



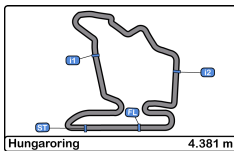


Hungaroring
Euroformula Open
Free Practice - 2
Best Sectors Results



Sector - 1				Sector - 2				Sector - 3				Ideal Lap vs Best Lap				
Clas	Nº	Driver	Time	Nº	Driver	Time	Nº	Driver	Time	Clas	Nº	Driver	Ideal Lap	Best Lap	Clas	
1	15	Sebastian Estner	35.326	15	Sebastian Estner	32.567	15	Sebastian Estner	25.959	1	15	Sebastian Estner	1:33.852	1:34.009	1	
2	31	Zane Maloney	35.380	31	Zane Maloney	32.916	31	Zane Maloney	26.121	2	31	Zane Maloney	1:34.417	1:34.472	2	
3	6	Ido Cohen	35.389	20	Yifei Ye	32.983	6	Ido Cohen	26.238	3	20	Yifei Ye	1:34.739	1:34.932	4	
4	16	Andreas Estner	35.484	99	Rui Andrade	32.990	20	Yifei Ye	26.251	4	99	Rui Andrade	1:34.809	1:34.841	3	
5	20	Yifei Ye	35.505	16	Andreas Estner	33.173	99	Rui Andrade	26.291	5	6	Ido Cohen	1:34.952	1:35.177	6	
6	99	Rui Andrade	35.528	4	Niklas Krütten	33.205	16	Andreas Estner	26.305	6	16	Andreas Estner	1:34.962	1:35.154	5	
7	34	Shihab Al-Habsi	35.571	26	Ayrton Simmons	33.304	12	Glen Van Berlo	26.329	7	26	Ayrton Simmons	1:35.280	1:35.563	9	
8	33	Manuel Maldonado	35.614	6	Ido Cohen	33.325	33	Manuel Maldonado	26.344	8	33	Manuel Maldonado	1:35.419	1:35.556	8	
9	26	Ayrton Simmons	35.629	12	Glen Van Berlo	33.393	26	Ayrton Simmons	26.347	9	4	Niklas Krütten	1:35.450	1:35.507	7	
10	4	Niklas Krütten	35.652	33	Manuel Maldonado	33.461	34	Shihab Al-Habsi	26.386	10	12	Glen Van Berlo	1:35.464	1:35.796	10	
11	25	Alexandre Bardinon	35.741	34	Shihab Al-Habsi	33.767	25	Alexandre Bardinon	26.587	11	34	Shihab Al-Habsi	1:35.724	1:36.093	11	
12	12	Glen Van Berlo	35.742	25	Alexandre Bardinon	33.822	4	Niklas Krütten	26.593	12	25	Alexandre Bardinon	1:36.150	1:36.528	12	



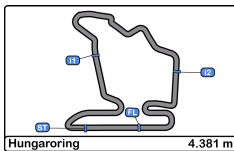


Hungaroring
Euroformula Open
Free Practice - 2
Best 5 Lap Times



Cls	Nº	Entrant	Nat	Driver	Nat	Cat	Cls	Chassis - Engine	Team	Best 1		Best 2		Best 3		Best 4		Best 5	
										Time	Lap	Time	Lap	Time	Lap	Time	Lap	Time	Lap
1	15	Van Amersfoort Racing	NLD	Sebastian Estner	DEU	R	1	Dallara F320 HWA	Van Amersfoort Racing	1:34.009	6	1:34.545	7	1:34.725	5	1:35.468	4	1:35.980	12
2	31	Carlin	GBR	Zane Maloney	BRB	R	2	Dallara F320 Spiess	Carlin	1:34.472	6	1:34.640	4	1:34.689	5	1:34.956	11	1:35.104	10
3	99	CryptoTower Racing	JPN	Rui Andrade	AGO			Dallara F320 Spiess	Cryptotower Racing	1:34.841	13	1:34.991	12	1:35.930	4	1:38.239	3	1:39.401	2
4	20	CryptoTower Racing	JPN	Yifei Ye	CHN			Dallara F320 Spiess	Cryptotower Racing	1:34.932	4	1:35.156	6	1:35.163	5	1:35.212	8	1:35.320	13
5	16	Van Amersfoort Racing	NLD	Andreas Estner	DEU			Dallara F320 HWA	Van Amersfoort Racing	1:35.154	6	1:35.167	11	1:35.229	16	1:35.297	15	1:35.353	4
6	6	Carlin	GBR	Ido Cohen	ISR	R	3	Dallara F320 Spiess	Carlin	1:35.177	3	1:35.456	11	1:35.705	10	1:35.998	9	1:36.030	6
7	4	Team Motopark	DEU	Niklas Krütten	DEU	R	4	Dallara F320 Spiess	Team Motopark	1:35.507	12	1:36.367	4	1:38.962	3	1:39.114	15	1:39.912	11
8	33	Team Motopark	DEU	Manuel Maldonado	VEN	R	5	Dallara F320 Spiess	Team Motopark	1:35.556	5	1:35.711	9	1:35.827	7	1:35.872	4	1:35.986	3
9	26	Double R	GBR	Ayrton Simmons	GBR	R	6	Dallara F320 HWA	Double R	1:35.563	8	1:35.643	4	1:35.759	10	1:36.083	13	1:36.096	11
10	12	Drivex	ESP	Glen Van Berlo	NLD	R	7	Dallara F320 HWA	DRIVEX	1:35.796	4	1:35.915	7	1:36.072	5	1:37.299	3	1:37.336	2
11	34	Drivex	ESP	Shihab Al-Habsi	OMN	R	8	Dallara F320 HWA	DRIVEX	1:36.093	12	1:36.268	13	1:36.476	8	1:36.854	11	1:37.088	7
12	25	Van Amersfoort Racing	NLD	Alexandre Bardinon	FRA			Dallara F320 HWA	Van Amersfoort Racing	1:36.528	9	1:36.535	13	1:36.577	7	1:36.635	8	1:36.757	14



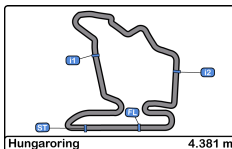


Hungaroring
Euroformula Open
Free Practice - 2
Best 5 Top Speeds



Cls	Nº	Entrant	Nat	Driver	Nat	Cat	Cls	Chassis - Engine	Team	Top 1		Top 2		Top 3		Top 4		Top 5		Avg
										Km/h	Lap	Km/h	Lap	Km/h	Lap	Km/h	Lap	Km/h	Lap	
1	31	Carlin	GBR	Zane Maloney	GBR	R	1	Dallara F320 Spiess	Carlin	224.0	7	223.1	21	222.6	15	222.2	22	221.7	5	222.7
2	26	Double R	GBR	Ayrton Simmons	GBR	R	2	Dallara F320 HWA	Double R	223.6	10	222.2	13	221.7	15	221.7	16	221.7	20	222.2
3	6	Carlin	GBR	Ido Cohen	ISR	R	3	Dallara F320 Spiess	Carlin	221.3	7	221.3	12	221.3	18	220.8	10	220.8	17	221.1
4	15	Van Amersfoort Racing	NLD	Sebastian Estner	DEU	R	4	Dallara F320 HWA	Van Amersfoort Racing	220.8	8	219.0	5	219.0	6	219.0	7	216.8	4	218.9
5	16	Van Amersfoort Racing	NLD	Andreas Estner	DEU			Dallara F320 HWA	Van Amersfoort Racing	220.8	17	220.4	7	220.4	12	220.4	15	220.4	16	220.4
6	34	Drivex	ESP	Shihab Al-Habsi	OMN	R	5	Dallara F320 HWA	DRIVEX	220.8	4	220.8	6	219.9	7	219.9	16	219.5	5	220.2
7	20	CryptoTower Racing	JPN	Yifei Ye	CHN			Dallara F320 Spiess	Cryptotower Racing	220.4	20	219.9	12	219.9	17	219.5	7	219.5	8	219.8
8	12	Drivex	ESP	Glen Van Berlo	NLD	R	6	Dallara F320 HWA	DRIVEX	219.9	3	219.5	5	219.0	6	218.6	4	218.6	8	219.1
9	4	Team Motopark	DEU	Niklas Krütten	DEU	R	7	Dallara F320 Spiess	Team Motopark	219.5	12	219.5	13	219.5	16	218.6	4	218.6	15	219.1
10	99	CryptoTower Racing	JPN	Rui Andrade	AGO			Dallara F320 Spiess	Cryptotower Racing	219.5	8	218.1	4	218.1	13	217.7	6	217.7	12	218.2
11	25	Van Amersfoort Racing	NLD	Alexandre Bardinon	FRA			Dallara F320 HWA	Van Amersfoort Racing	218.6	17	218.1	8	218.1	14	218.1	15	218.1	18	218.2
12	33	Team Motopark	DEU	Manuel Maldonado	VEN	R	8	Dallara F320 Spiess	Team Motopark	218.1	4	218.1	5	218.1	13	217.7	6	217.7	8	218.0



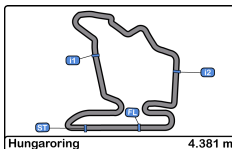


Hungaroring
Euroformula Open
Free Practice - 2
Fastest Laps Sequence



Lap	Time of Day	Session Time	Nº	Entrant	Nat	Driver	Nat	Cat	Chassis - Engine	Team	Time	Km/h
2	16:13:35.129	3:35.129	6	Carlin		Ido Cohen		R	Dallara F320 Spiess	Carlin	1:39.062	159.2
2	16:14:13.000	4:13.000	12	Drivex		Glen Van Berlo		R	Dallara F320 HWA	DRIVEX	1:37.336	162.0
3	16:15:10.306	5:10.306	6	Carlin		Ido Cohen		R	Dallara F320 Spiess	Carlin	1:35.177	165.7
4	16:17:18.982	7:18.982	31	Carlin		Zane Maloney		R	Dallara F320 Spiess	Carlin	1:34.640	166.6
6	16:20:28.143	10:28.143	31	Carlin		Zane Maloney		R	Dallara F320 Spiess	Carlin	1:34.472	166.9
6	16:21:40.501	11:40.501	15	Van Amersfoort Racing		Sebastian Estner		R	Dallara F320 HWA	Van Amersfoort Racing	1:34.009	167.7



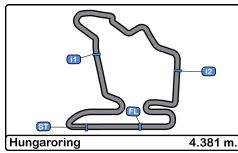


Hungaroring
Euroformula Open
Free Practice - 2
Event Best Maximum Speed



Nº	Entrant	Nat	Driver	Nat	Cat	Clas	Chassis - Engine	Team	Km/h	Session
31	Carlin		Zane Maloney		R	1	Dallara F320 Spiess	Carlin	225.4	Free Practice - 1
26	Double R		Ayrton Simmons		R	2	Dallara F320 HWA	Double R	224.5	Free Practice - 1
20	CryptoTower Racing Team		Yifei Ye				Dallara F320 Spiess	Cryptotower Racing Team	223.6	Free Practice - 1
16	Van Amersfoort Racing		Andreas Estner				Dallara F320 HWA	Van Amersfoort Racing	223.6	Free Practice - 1
6	Carlin		Ido Cohen		R	3	Dallara F320 Spiess	Carlin	223.1	Free Practice - 1
33	Team Motopark		Manuel Maldonado		R	4	Dallara F320 Spiess	Team Motopark	222.6	Free Practice - 1
25	Van Amersfoort Racing		Alexandre Bardinon				Dallara F320 HWA	Van Amersfoort Racing	222.6	Free Practice - 1
4	Team Motopark		Niklas Krütten		R	5	Dallara F320 Spiess	Team Motopark	222.6	Free Practice - 1
99	CryptoTower Racing Team		Rui Andrade				Dallara F320 Spiess	Cryptotower Racing Team	222.6	Free Practice - 1
15	Van Amersfoort Racing		Sebastian Estner		R	6	Dallara F320 HWA	Van Amersfoort Racing	221.7	Free Practice - 1
12	Drivex		Glen Van Berlo		R	7	Dallara F320 HWA	DRIVEX	221.7	Free Practice - 1
34	Drivex		Shihab Al-Habsi		R	8	Dallara F320 HWA	DRIVEX	220.8	Free Practice - 2





Hungaroring
Euroformula Open
Free Practice - 2
Pit Stop Analysis



4 Niklas Krütten R Team Motopark
 Dallara F320 Spiess

Nr.	In Day Time	In Time	Out Time	Pit Time	T. Pit Time	Handicap	Penalty
1	16:20:52.619	16:20:52.619	16:26:37.301	5:44.682	5:44.682		
2	16:31:42.552	16:31:42.552	16:34:39.986	2:57.434	8:42.116		
3	16:41:34.022	16:41:34.022	16:46:28.459	4:54.437	13:36.553		

6 Ido Cohen R Carlin
 Dallara F320 Spiess

Nr.	In Day Time	In Time	Out Time	Pit Time	T. Pit Time	Handicap	Penalty
1	16:16:50.632	16:16:50.632	16:23:00.247	6:09.615	6:09.615		

12 Glen Van Berlo R Drivex
 Dallara F320 HWA

Nr.	In Day Time	In Time	Out Time	Pit Time	T. Pit Time	Handicap	Penalty
1	16:23:51.771	16:23:51.771	16:30:20.234	6:28.463	6:28.463		
2	16:32:34.545	16:32:34.545	16:32:59.511	24.966	6:53.429		

15 Sebastian Estner R Van Amersfoort Racing
 Dallara F320 HWA

Nr.	In Day Time	In Time	Out Time	Pit Time	T. Pit Time	Handicap	Penalty
1	16:12:13.815	16:12:13.815	16:12:40.413	26.598	26.598		
2	16:14:43.028	16:14:43.028	16:15:07.286	24.258	50.856		
3	16:24:54.618	16:24:54.618	16:36:31.333	11:36.715	12:27.571		

16 Andreas Estner Van Amersfoort Racing
 Dallara F320 HWA

Nr.	In Day Time	In Time	Out Time	Pit Time	T. Pit Time	Handicap	Penalty
1	16:15:30.560	16:15:30.560	16:15:53.331	22.771	22.771		
2	16:27:26.682	16:27:26.682	16:34:20.400	6:53.718	7:16.489		

20 Yifei Ye CryptoTower Racing Team
 Dallara F320 Spiess

Nr.	In Day Time	In Time	Out Time	Pit Time	T. Pit Time	Handicap	Penalty
1	16:13:22.801	16:13:22.801	16:13:49.844	27.043	27.043		
2	16:15:36.721	16:15:36.721	16:16:06.464	29.743	56.786		
3	16:40:19.572	16:40:19.572	16:46:50.768	6:31.196	7:27.982		

25 Alexandre Bardinon Van Amersfoort Racing
 Dallara F320 HWA

Nr.	In Day Time	In Time	Out Time	Pit Time	T. Pit Time	Handicap	Penalty
1	16:13:08.516	16:13:08.516	16:13:32.289	23.773	23.773		
2	16:43:12.467	16:43:12.467	16:47:41.472	4:29.005	4:52.778		

26 Ayrton Simmons R Double R
 Dallara F320 HWA

Nr.	In Day Time	In Time	Out Time	Pit Time	T. Pit Time	Handicap	Penalty
1	16:18:49.260	16:18:49.260	16:26:27.471	7:38.211	7:38.211		
2	16:28:36.343	16:28:36.343	16:29:28.008	51.665	8:29.876		

31 Zane Maloney R Carlin
 Dallara F320 Spiess

Nr.	In Day Time	In Time	Out Time	Pit Time	T. Pit Time	Handicap	Penalty
1	16:11:54.304	16:11:54.304	16:12:16.965	22.661	22.661		
2	16:22:05.632	16:22:05.632	16:26:35.880	4:30.248	4:52.909		

33 Manuel Maldonado R Team Motopark
 Dallara F320 Spiess

Nr.	In Day Time	In Time	Out Time	Pit Time	T. Pit Time	Handicap	Penalty
1	16:12:07.342	16:12:07.342	16:12:32.549	25.207	25.207		
2	16:41:50.511	16:41:50.511	16:45:07.091	3:16.580	3:41.787		
3	16:48:57.076	16:48:57.076	16:49:36.107	39.031	4:20.818		

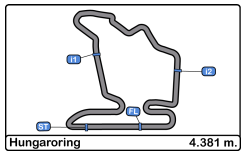
34 Shihab Al-Habsi R Drivex
 Dallara F320 HWA

Nr.	In Day Time	In Time	Out Time	Pit Time	T. Pit Time	Handicap	Penalty
1	16:25:56.223	16:25:56.223	16:32:52.467	6:56.244	6:56.244		
2	16:44:43.135	16:44:43.135	16:45:57.846	1:14.711	8:10.955		

99 Rui Andrade CryptoTower Racing Team
 Dallara F320 Spiess

Nr.	In Day Time	In Time	Out Time	Pit Time	T. Pit Time	Handicap	Penalty
1	16:20:29.621	16:20:29.621	16:21:31.643	1:02.022	1:02.022		
2	16:25:57.292	16:25:57.292	16:26:20.328	23.036	1:25.058		
3	16:28:14.063	16:28:14.063	16:40:21.937	12:07.874	13:32.932		

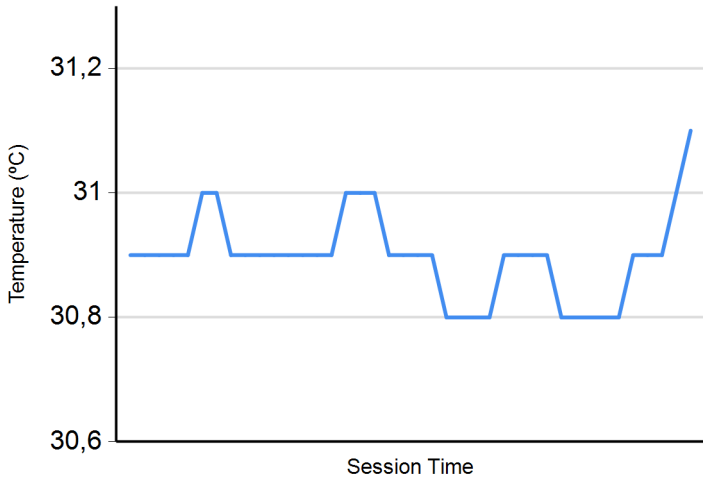




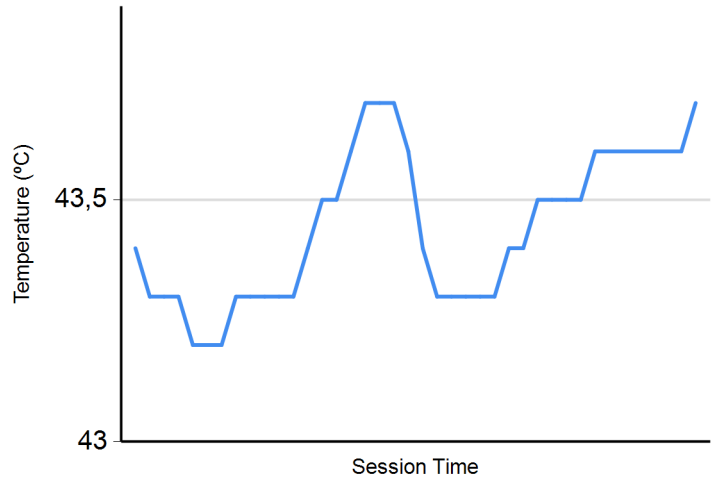
Hungaroring
Euroformula Open
Free Practice - 2
Weather Report



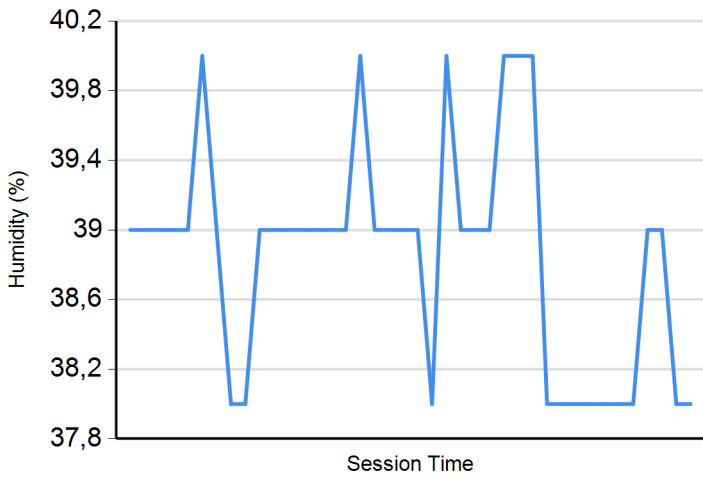
Air Temperature



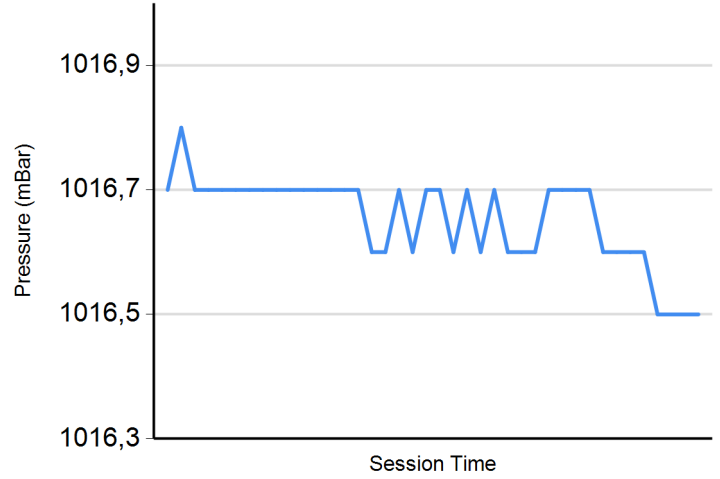
Track Temperature



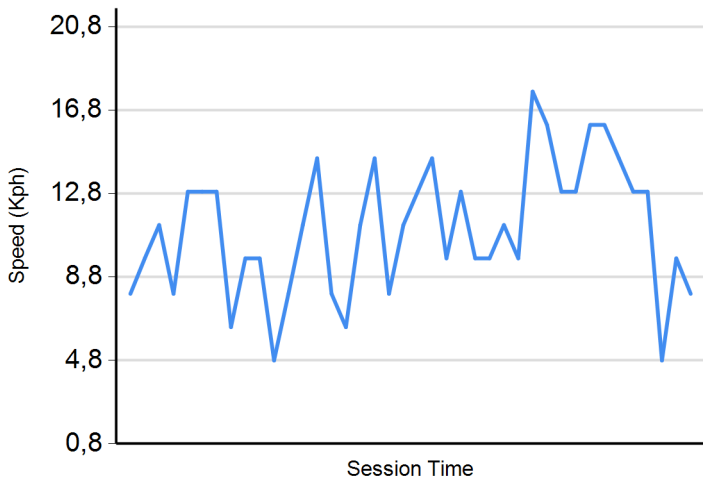
Humidity



Pressure

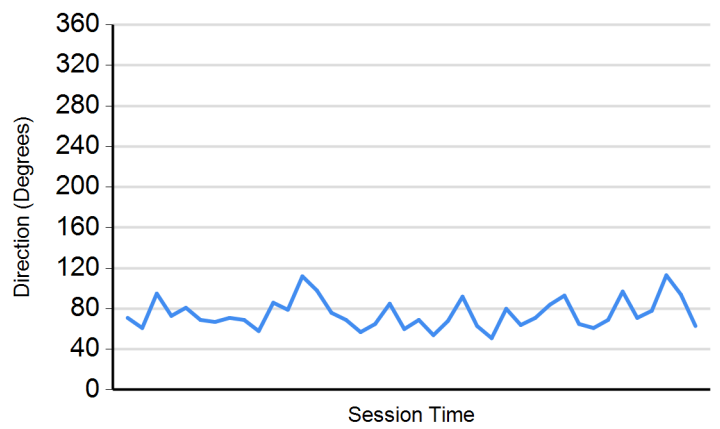


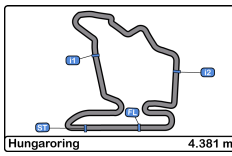
Wind Speed



Wind direction

North = 0°/360° Est = 90° South = 180° West = 270°





Hungaroring
Euroformula Open
Free Practice 1 - 2
Results



Cls	Nº	Entrant	Nat	Driver	Nat	Cat	Cls	Chassis - Engine	Team	Laps	Free Practice - 1	Free Practice - 2	Best	Gap	Interval	Km/h		
1	15	Van Amersfoort Racing	NLD	Sebastian Estner	DEU	R	1	Dallara F320 HWA	Van Amersfoort Racing	19	1:33.886	5	1:34.009	6	1:33.886		167.9	
2	31	Carlin	GBR	Zane Maloney	GBR	R	2	Dallara F320 Spiess	Carlin	33	1:34.029	5	1:34.472	6	1:34.029	0.143	0.143	167.7
3	20	CryptoTower Racing	JPN	Yifei Ye	CHN			Dallara F320 Spiess	Cryptotower Racing	33	1:34.348	6	1:34.932	4	1:34.348	0.462	0.319	167.1
4	16	Van Amersfoort Racing	NLD	Andreas Estner	DEU			Dallara F320 HWA	Van Amersfoort Racing	33	1:34.591	6	1:35.154	6	1:34.591	0.705	0.243	166.7
5	6	Carlin	GBR	Ido Cohen	ISR	R	3	Dallara F320 Spiess	Carlin	27	1:34.654	4	1:35.177	3	1:34.654	0.768	0.063	166.6
6	4	Team Motopark	DEU	Niklas Krütten	DEU	R	4	Dallara F320 Spiess	Team Motopark	28	1:34.796	4	1:35.507	12	1:34.796	0.910	0.142	166.3
7	99	CryptoTower Racing	JPN	Rui Andrade	AGO			Dallara F320 Spiess	Cryptotower Racing	28	1:35.731	8	1:34.841	13	1:34.841	0.955	0.045	166.2
8	25	Van Amersfoort Racing	NLD	Alexandre Bardinon	FRA			Dallara F320 HWA	Van Amersfoort Racing	32	1:34.889	11	1:36.528	9	1:34.889	1.003	0.048	166.2
9	26	Double R	GBR	Ayrton Simmons	GBR	R	5	Dallara F320 HWA	Double R	35	1:34.906	6	1:35.563	8	1:34.906	1.020	0.017	166.1
10	33	Team Motopark	DEU	Manuel Maldonado	VEN	R	6	Dallara F320 Spiess	Team Motopark	33	1:35.315	8	1:35.556	5	1:35.315	1.429	0.409	165.4
11	12	Drivex	ESP	Glen Van Berlo	NLD	R	7	Dallara F320 HWA	DRIVEX	20	1:35.628	8	1:35.796	4	1:35.628	1.742	0.313	164.9
12	34	Drivex	ESP	Shihab Al-Habsi	OMN	R	8	Dallara F320 HWA	DRIVEX	17			1:36.093	12	1:36.093	2.207	0.465	164.1

CAR 12 TIME 1:36.051 DELETED TRACK LIMITS AT T 11
 CAR 4 TIME 1:35.838 DELETED TRACK LIMITS AT T 11

Published at:.....

Stewards:	Race Director:	Timekeeper:
------------------	-----------------------	--------------------

