

**Hungaroring**  
**Euroformula Open**  
**Qualifying - 1**  
**Provisional Results**



Clas	Nº	Entrant	Nat	Driver	Nat	Cat	Clas	Chassis - Engine	Team	Laps	Best	Time	Gap	Interval	Km/h
1	20	CryptoTower Racing	JPN	Yifei Ye	CHN			Dallara F320 Spiess	Cryptotower Racing	11	9	1:33.263			169.1
2	16	Van Amersfoort	NLD	Andreas Estner	DEU			Dallara F320 HWA	Van Amersfoort	12	10	1:33.381	0.118	0.118	168.8
3	15	Van Amersfoort	NLD	Sebastian Estner	DEU	R	1	Dallara F320 HWA	Van Amersfoort	11	8	1:33.478	0.215	0.097	168.7
4	31	Carlin	GBR	Zane Maloney	BRB	R	2	Dallara F320 Spiess	Carlin	12	11	1:33.638	0.375	0.160	168.4
5	6	Carlin	GBR	Ido Cohen	ISR	R	3	Dallara F320 Spiess	Carlin	13	12	1:34.005	0.742	0.367	167.7
6	33	Team Motopark	DEU	Manuel Maldonado	VEN	R	4	Dallara F320 Spiess	Team Motopark	12	9	1:34.093	0.830	0.088	167.6
7	26	Double R	GBR	Ayrton Simmons	GBR	R	5	Dallara F320 HWA	Double R	13	11	1:34.098	0.835	0.005	167.6
8	4	Team Motopark	DEU	Niklas Krütten	DEU	R	6	Dallara F320 Spiess	Team Motopark	14	11	1:34.417	1.154	0.319	167.0
9	99	CryptoTower Racing	JPN	Rui Andrade	AGO			Dallara F320 Spiess	Cryptotower Racing	12	11	1:34.846	1.583	0.429	166.2
10	12	Drivex	ESP	Glen Van Berlo	NLD	R	7	Dallara F320 HWA	DRIVEX	14	12	1:34.879	1.616	0.033	166.2
11	25	Van Amersfoort	NLD	Alexandre Bardinon	FRA			Dallara F320 HWA	Van Amersfoort	12	4	1:34.970	1.707	0.091	166.0
12	34	Drivex	ESP	Shihab Al-Habsi	OMN	R	8	Dallara F320 HWA	DRIVEX	13	11	1:35.221	1.958	0.251	165.6

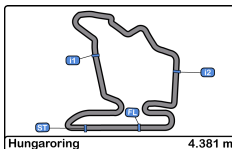
CAR 4 TIME 1:39.833 DELETED TRACK LIMITS AT T4  
 CAR 4 TIME 1:34.953 DELETED TRACK LIMITS AT T11  
 CAR 4 TIME 1:34.383 DELETED TRACK LIMITS AT T 4

Published at:.....

Track Temp: 38.7 °C    Air Temp: 28.4 °C    Humidity: 47 %    Track Status: DRY

<b>Stewards:</b>	<b>Race Director:</b>	<b>Timekeeper:</b>
------------------	-----------------------	--------------------





Hungaroring  
Euroformula Open  
Qualifying - 1  
Provisional Results by Class



Clas	Nº	Entrant	Nat	Driver	Nat	Cat	Clas	Chassis - Engine	Team	Laps	Best	Time	Gap	Interval	Km/h
1	20	CryptoTower Racing	JPN	Yifei Ye	CHN			Dallara F320 Spiess	Cryptotower Racing	11	9	1:33.263			169.1
2	16	Van Amersfoort	NLD	Andreas Estner	DEU			Dallara F320 HWA	Van Amersfoort	12	10	1:33.381	0.118	0.118	168.8
3	99	CryptoTower Racing	JPN	Rui Andrade	AGO			Dallara F320 Spiess	Cryptotower Racing	12	11	1:34.846	1.583	1.465	166.2
4	25	Van Amersfoort	NLD	Alexandre Bardinon	FRA			Dallara F320 HWA	Van Amersfoort	12	4	1:34.970	1.707	0.124	166.0
<b>Rookie</b>															
1	15	Van Amersfoort	NLD	Sebastian Estner	DEU	R	1	Dallara F320 HWA	Van Amersfoort	11	8	1:33.478			168.7
2	31	Carlin	GBR	Zane Maloney	BRB	R	2	Dallara F320 Spiess	Carlin	12	11	1:33.638	0.160	0.160	168.4
3	6	Carlin	GBR	Ido Cohen	ISR	R	3	Dallara F320 Spiess	Carlin	13	12	1:34.005	0.527	0.367	167.7
4	33	Team Motopark	DEU	Manuel Maldonado	VEN	R	4	Dallara F320 Spiess	Team Motopark	12	9	1:34.093	0.615	0.088	167.6
5	26	Double R	GBR	Ayrton Simmons	GBR	R	5	Dallara F320 HWA	Double R	13	11	1:34.098	0.620	0.005	167.6
6	4	Team Motopark	DEU	Niklas Krütten	DEU	R	6	Dallara F320 Spiess	Team Motopark	14	11	1:34.417	0.939	0.319	167.0
7	12	Drivex	ESP	Glen Van Berlo	NLD	R	7	Dallara F320 HWA	DRIVEX	14	12	1:34.879	1.401	0.462	166.2
8	34	Drivex	ESP	Shihab Al-Habsi	OMN	R	8	Dallara F320 HWA	DRIVEX	13	11	1:35.221	1.743	0.342	165.6

Published at:.....

Track Temp: 38.7 °C    Air Temp: 28.4 °C    Humidity: 47 %    Track Status: DRY

<b>Stewards:</b>	<b>Race Director:</b>	<b>Timekeeper:</b>
------------------	-----------------------	--------------------





**Hungaroring**  
Euroformula Open  
Qualifying - 1  
Lap Analysis



**4** Niklas Krütten  
R Dallara F320 Spiess  
Team Motopark

**15** Sebastian Estner  
R Dallara F320 HWA  
Van Amersfoort Racing

Lap	D	Time	Sector 1	Sector 2	Sector 3	T. Spd	Elapsed
1		9:37:04.546	9:35:58.547	37.775	28.224		9:37:04.546
2		1:45.706	37.460	35.041	33.205	206.5	9:38:50.252
3		<del>1:39.833</del>	35.917	34.165	29.751	215.1	9:40:30.085
4		<del>1:34.953</del>	35.609	33.210	<b>26.134</b>	217.3	9:42:05.038
5		1:34.857	35.563	33.014	26.280	219.0	9:43:39.895
6		1:42.955 P	35.772	33.796	33.387	219.5	9:45:22.850
7		6:23.786	5:19.194	36.716	27.876		9:51:46.636
8		1:39.188	37.181	34.784	27.223	203.0	9:53:25.824
9		<del>1:34.383</del>	35.601	<b>32.604</b>	26.178	216.4	9:55:00.207
10		1:37.500	35.395	35.436	26.669	218.6	9:56:37.707
11		<b>1:34.417</b>	<b>35.393</b>	32.825	26.199	219.0	9:58:12.124
12		1:38.959	35.580	32.878	30.501	219.9	9:59:51.083
13		1:34.457	35.489	32.756	26.212	217.7	10:01:25.540
14		1:50.469 P	40.832	37.178	32.459	219.0	10:03:16.009

Lap	D	Time	Sector 1	Sector 2	Sector 3	T. Spd	Elapsed
1		9:37:53.251	9:36:47.490	37.161	28.600		9:37:53.251
2		1:40.519	39.228	34.644	26.647	184.9	9:39:33.770
3		1:34.412	35.618	32.815	25.979	216.4	9:41:08.182
4		1:33.714	35.292	32.541	25.881	218.6	9:42:41.896
5		1:43.738 P	37.780	34.632	31.326	218.6	9:44:25.634
6		9:58.198	8:41.507	45.956	30.735		9:54:23.832
7		1:42.563	41.573	33.953	27.037	176.4	9:56:06.395
8		<b>1:33.478</b>	35.327	32.454	<b>25.697</b>	218.1	9:57:39.873
9		1:34.584	<b>35.206</b>	32.443	26.935	219.0	9:59:14.457
10		1:33.525	35.242	<b>32.376</b>	25.907	219.5	10:00:47.982
11		2:05.271 P	40.701	42.305	42.265	219.0	10:02:53.253

**6** Ido Cohen  
R Dallara F320 Spiess  
Carlin

**16** Andreas Estner  
Dallara F320 HWA  
Van Amersfoort Racing

Lap	D	Time	Sector 1	Sector 2	Sector 3	T. Spd	Elapsed
1		9:36:57.143	9:35:51.234	37.929	27.980		9:36:57.143
2		1:39.311	36.536	34.723	28.052	216.0	9:38:36.454
3		1:35.965	35.924	33.440	26.601	218.6	9:40:12.419
4		1:34.566	35.436	33.012	26.118	220.4	9:41:46.985
5		1:34.657	35.384	33.080	26.193	219.9	9:43:21.642
6		1:34.830	35.397	33.152	26.281	219.5	9:44:56.472
7		1:40.949 P	35.644	34.601	30.704	219.5	9:46:37.421
8		7:38.333	6:28.747	37.832	31.754		9:54:15.754
9		1:39.544	36.308	35.503	27.733	217.7	9:55:55.298
10		1:34.391	35.525	32.862	<b>26.004</b>	219.5	9:57:29.689
11		1:40.960	35.275	36.855	28.830	220.4	9:59:10.649
12		<b>1:34.005</b>	<b>35.266</b>	<b>32.594</b>	26.145	220.8	10:00:44.654
13		1:55.097 P	36.776	39.204	39.117	219.9	10:02:39.751

Lap	D	Time	Sector 1	Sector 2	Sector 3	T. Spd	Elapsed
1		9:37:40.246	9:36:28.368	41.559	30.319		9:37:40.246
2		1:39.650	39.065	34.153	26.432	184.3	9:39:19.896
3		1:34.152	35.644	32.612	25.896	217.3	9:40:54.048
4		1:37.408	35.367	35.495	26.546	218.1	9:42:31.456
5		1:33.907	<b>35.259</b>	32.649	25.999	218.6	9:44:05.363
6		1:40.491 P	36.668	33.748	30.075	218.1	9:45:45.854
7		8:55.128	7:48.778	37.856	28.494		9:54:40.982
8		1:38.991	37.932	34.607	26.452	210.1	9:56:19.973
9		1:33.834	35.526	32.586	<b>25.722</b>	218.1	9:57:53.807
10		<b>1:33.381</b>	35.321	<b>32.239</b>	25.821	219.0	9:59:27.188
11		1:33.474	35.277	32.347	25.850	219.0	10:01:00.662
12		1:57.074 P	39.126	37.264	40.684	219.0	10:02:57.736

**12** Glen Van Berlo  
R Dallara F320 HWA  
Drivex

**20** Yifei Ye  
Dallara F320 Spiess  
CryptoTower Racing Team

Lap	D	Time	Sector 1	Sector 2	Sector 3	T. Spd	Elapsed
1		9:37:07.060	9:35:59.865	38.915	28.280		9:37:07.060
2		1:46.758	36.891	36.160	33.707	216.0	9:38:53.818
3		1:38.455	36.213	34.360	27.882	216.0	9:40:32.273
4		1:35.884	35.803	33.542	26.539	218.6	9:42:08.157
5		1:35.409	35.861	33.131	26.417	218.6	9:43:43.566
6		1:35.572	35.801	33.236	26.535	218.6	9:45:19.138
7		1:44.549 P	36.059	36.425	32.065	218.1	9:47:03.687
8		4:36.609	3:30.798	37.896	27.915		9:51:40.296
9		1:39.245	36.827	35.444	26.974	216.0	9:53:19.541
10		1:35.591	35.913	33.298	26.380	217.3	9:54:55.132
11		1:34.928	35.757	<b>32.940</b>	<b>26.231</b>	218.6	9:56:30.060
12		<b>1:34.879</b>	35.591	32.971	26.317	219.0	9:58:04.939
13		1:35.105	<b>35.534</b>	33.005	26.566	219.0	9:59:40.044
14		1:47.674 P	35.601	38.057	34.016	219.0	10:01:27.718

Lap	D	Time	Sector 1	Sector 2	Sector 3	T. Spd	Elapsed
1		9:36:58.003	9:35:52.275	37.423	28.305		9:36:58.003
2		1:43.910	38.485	35.365	30.060	193.2	9:38:41.913
3		1:34.116	35.459	32.600	26.057	217.7	9:40:16.029
4		1:33.550	35.241	32.441	25.868	219.9	9:41:49.579
5		1:46.087	37.269	39.608	29.210	220.8	9:43:35.666
6		1:42.759 P	35.642	32.888	34.229	218.1	9:45:18.425
7		8:27.684	7:24.133	35.495	28.056		9:53:46.109
8		1:39.392	37.126	35.114	27.152	215.5	9:55:25.501
9		<b>1:33.263</b>	35.301	32.188	<b>25.774</b>	219.0	9:56:58.764
10		1:33.291	<b>35.140</b>	<b>32.157</b>	25.994	220.4	9:58:32.055
11		1:57.252 P	39.782	39.380	38.090	220.4	10:00:29.307





**Hungaroring**  
**Euroformula Open**  
**Qualifying - 1**  
**Lap Analysis**



**25**

Alexandre Bardinon

Dallara F320 HWA

**33**

Manuel Maldonado

Dallara F320 Spiess

Van Amersfoort Racing R

Team Motopark

Lap	D	Time	Sector 1	Sector 2	Sector 3	T. Spd	Elapsed	Lap	D	Time	Sector 1	Sector 2	Sector 3	T. Spd	Elapsed
1		9:38:05.458	9:36:55.844	40.394	29.220		9:38:05.458	1		9:37:00.783	9:35:54.034	38.318	28.431		9:37:00.783
2		1:42.123	38.176	36.706	27.241	189.4	9:39:47.581	2		1:43.394	37.858	35.431	30.105	203.7	9:38:44.177
3		1:35.485	36.106	33.110	26.269	215.5	9:41:23.066	3		1:35.076	35.863	33.006	26.207	216.0	9:40:19.253
4		<b>1:34.970</b>	35.606	33.076	26.288	216.8	9:42:58.036	4		1:34.777	35.602	32.958	26.217	218.1	9:41:54.030
5		1:35.083	<b>35.582</b>	<b>32.988</b>	26.513	216.8	9:44:33.119	5		1:35.782	35.547	33.192	27.043	218.6	9:43:29.812
6		1:41.313 P	35.795	33.868	31.650	216.8	9:46:14.432	6		1:42.938 P	36.736	34.988	31.214	216.4	9:45:12.750
7		6:05.595	4:59.026	37.846	28.723		9:52:20.027	7		8:58.279	7:51.980	37.795	28.504		9:54:11.029
8		1:44.289	39.502	37.615	27.172	197.8	9:54:04.316	8		1:39.683	37.634	35.328	26.721	204.1	9:55:50.712
9		1:35.126	35.747	33.152	26.227	216.8	9:55:39.442	9		<b>1:34.093</b>	35.602	<b>32.655</b>	<b>25.836</b>	218.1	9:57:24.805
10		1:35.539	35.697	33.625	<b>26.217</b>	218.1	9:57:14.981	10		1:36.607	<b>35.341</b>	32.871	28.395	218.6	9:59:01.412
11		1:52.452	41.122	42.684	28.646	198.8	9:59:07.433	11		1:34.240	35.394	32.776	26.070	219.0	10:00:35.652
12		1:56.186 P	35.666	44.911	35.609	217.3	10:01:03.619	12		1:55.368 P	40.665	37.954	36.749	218.6	10:02:31.020

**26**

Ayrton Simons

Dallara F320 HWA

**34**

Shihab Al-Habsi

Dallara F320 HWA

R Double R R

Drivex

Lap	D	Time	Sector 1	Sector 2	Sector 3	T. Spd	Elapsed	Lap	D	Time	Sector 1	Sector 2	Sector 3	T. Spd	Elapsed
1		9:37:13.720 P	9:36:01.430	39.289	33.001		9:37:13.720	1		9:37:14.171	9:36:05.240	40.395	28.536		9:37:14.171
2		3:22.915	2:12.843	39.360	30.712		9:40:36.635	2		1:43.017	37.415	38.221	27.381	215.1	9:38:57.188
3		1:42.045	38.214	36.662	27.169	208.0	9:42:18.680	3		1:37.985	36.375	34.761	26.849	213.8	9:40:35.173
4		1:35.394	35.840	33.253	26.301	217.3	9:43:54.074	4		1:36.079	35.898	33.866	26.315	218.1	9:42:11.252
5		1:34.377	35.470	32.755	26.152	218.1	9:45:28.451	5		1:35.579	35.790	33.455	26.334	216.8	9:43:46.831
6		1:45.212 P	35.469	34.672	35.071	218.6	9:47:13.663	6		1:45.465 P	36.235	34.626	34.604	217.7	9:45:32.296
7		4:55.328	3:47.375	38.798	29.155		9:52:08.991	7		5:37.026	4:31.741	37.794	27.491		9:51:09.322
8		1:43.273	37.950	36.043	29.280	206.5	9:53:52.264	8		1:36.890	36.358	33.927	26.605	214.2	9:52:46.212
9		1:34.514	35.537	32.961	<b>26.016</b>	217.3	9:55:26.778	9		1:35.709	35.826	33.618	26.265	219.5	9:54:21.921
10		1:40.187	38.166	35.411	26.610	226.8	9:57:06.965	10		1:35.579	35.596	33.758	26.225	219.9	9:55:57.500
11		<b>1:34.098</b>	35.355	<b>32.720</b>	26.023	219.5	9:58:41.063	11		<b>1:35.221</b>	<b>35.589</b>	<b>33.418</b>	<b>26.214</b>	219.0	9:57:32.721
12		1:34.412	<b>35.341</b>	32.903	26.168	219.9	10:00:15.475	12		1:45.837	35.611	38.707	31.519	219.9	9:59:18.558
13		1:53.785 P	39.238	38.037	36.510	220.8	10:02:09.260	13		1:59.442 P	35.700	36.777	46.965	219.9	10:01:18.000

**31**

Zane Maloney

Dallara F320 Spiess

**99**

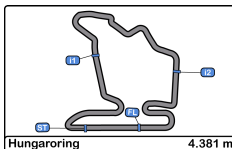
Rui Andrade

Dallara F320 Spiess

R Carlin CryptoTower Racing Team

Lap	D	Time	Sector 1	Sector 2	Sector 3	T. Spd	Elapsed	Lap	D	Time	Sector 1	Sector 2	Sector 3	T. Spd	Elapsed
1		9:36:52.206	9:35:47.131	36.556	28.519		9:36:52.206	1		9:37:00.149	9:35:53.576	38.309	28.264		9:37:00.149
2		1:40.322	36.758	35.230	28.334	215.1	9:38:32.528	2		1:48.022	37.523	35.973	34.526	215.1	9:38:48.171
3		1:34.737	35.714	32.995	26.028	215.1	9:40:07.265	3		1:37.392	37.019	33.809	26.564	213.8	9:40:25.563
4		1:34.056	35.317	32.734	26.005	221.3	9:41:41.321	4		1:36.588	35.931	34.267	26.390	218.6	9:42:02.151
5		1:33.950	35.369	32.578	26.003	219.0	9:43:15.271	5		1:36.104	35.835	33.739	26.530	219.0	9:43:38.255
6		1:38.212 P	35.296	32.856	30.060	217.7	9:44:53.483	6		1:43.177 P	35.960	33.720	33.497	218.1	9:45:21.432
7		9:11.561	8:07.477	36.780	27.304		9:54:05.044	7		8:34.679	7:30.515	36.570	27.594		9:53:56.111
8		1:40.338	36.268	34.488	29.582	222.6	9:55:45.382	8		1:38.414	37.109	34.610	26.695	205.7	9:55:34.525
9		1:33.970	35.428	32.639	<b>25.903</b>	219.5	9:57:19.352	9		1:34.913	35.532	33.188	<b>26.193</b>	218.1	9:57:09.438
10		1:37.587	35.483	34.845	27.259	218.6	9:58:56.939	10		1:34.875	35.432	33.092	26.351	219.5	9:58:44.313
11		<b>1:33.638</b>	<b>35.162</b>	<b>32.443</b>	26.033	219.9	10:00:30.577	11		<b>1:34.846</b>	<b>35.407</b>	<b>33.026</b>	26.413	219.9	10:00:19.159
12		1:44.207 P	36.156	36.257	31.794	217.7	10:02:14.784	12		1:53.567 P	39.796	38.334	35.437	199.2	10:02:12.726



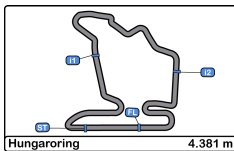


Hungaroring  
Euroformula Open  
Qualifying - 1  
Best Sectors Results



Sector - 1				Sector - 2				Sector - 3				Ideal Lap vs Best Lap				
Clas	Nº	Driver	Time	Nº	Driver	Time	Nº	Driver	Time	Clas	Nº	Driver	Ideal Lap	Best Lap	Clas	
1	20	Yifei Ye	35.140	20	Yifei Ye	32.157	15	Sebastian Estner	25.697	1	20	Yifei Ye	1:33.071	1:33.263	1	
2	31	Zane Maloney	35.162	16	Andreas Estner	32.239	16	Andreas Estner	25.722	2	16	Andreas Estner	1:33.220	1:33.381	2	
3	15	Sebastian Estner	35.206	15	Sebastian Estner	32.376	20	Yifei Ye	25.774	3	15	Sebastian Estner	1:33.279	1:33.478	3	
4	16	Andreas Estner	35.259	31	Zane Maloney	32.443	33	Manuel Maldonado	25.836	4	31	Zane Maloney	1:33.508	1:33.638	4	
5	6	Ido Cohen	35.266	6	Ido Cohen	32.594	31	Zane Maloney	25.903	5	33	Manuel Maldonado	1:33.832	1:34.093	6	
6	33	Manuel Maldonado	35.341	4	Niklas Krütten	32.604	6	Ido Cohen	26.004	6	6	Ido Cohen	1:33.864	1:34.005	5	
7	26	Ayrton Simmons	35.341	33	Manuel Maldonado	32.655	26	Ayrton Simmons	26.016	7	26	Ayrton Simmons	1:34.077	1:34.098	7	
8	4	Niklas Krütten	35.393	26	Ayrton Simmons	32.720	4	Niklas Krütten	26.134	8	4	Niklas Krütten	1:34.131	1:34.417	8	
9	99	Rui Andrade	35.407	12	Glen Van Berlo	32.940	99	Rui Andrade	26.193	9	99	Rui Andrade	1:34.626	1:34.846	9	
10	12	Glen Van Berlo	35.534	25	Alexandre Bardinon	32.988	34	Shihab Al-Habsi	26.214	10	12	Glen Van Berlo	1:34.705	1:34.879	10	
11	25	Alexandre Bardinon	35.582	99	Rui Andrade	33.026	25	Alexandre Bardinon	26.217	11	25	Alexandre Bardinon	1:34.787	1:34.970	11	
12	34	Shihab Al-Habsi	35.589	34	Shihab Al-Habsi	33.418	12	Glen Van Berlo	26.231	12	34	Shihab Al-Habsi	1:35.221	1:35.221	12	





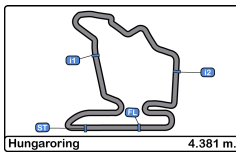
**Hungaroring**  
**Euroformula Open**  
**Qualifying - 1**  
**Best 5 Lap Times**



Cls	Nº	Entrant	Nat	Driver	Nat	Cat	Cls	Chassis - Engine	Team	Best 1		Best 2		Best 3		Best 4		Best 5	
										Time	Lap	Time	Lap	Time	Lap	Time	Lap	Time	Lap
1	20	CryptoTower Racing		Yifei Ye				Dallara F320 Spiess	Cryptotower Racing	<b>1:33.263</b>	9	1:33.291	10	1:33.550	4	1:34.116	3	1:39.392	8
2	16	Van Amersfoort Racing		Andreas Estner				Dallara F320 HWA	Van Amersfoort Racing	<b>1:33.381</b>	10	1:33.474	11	1:33.834	9	1:33.907	5	1:34.152	3
3	15	Van Amersfoort Racing		Sebastian Estner		R	1	Dallara F320 HWA	Van Amersfoort Racing	<b>1:33.478</b>	8	1:33.525	10	1:33.714	4	1:34.412	3	1:34.584	9
4	31	Carlin		Zane Maloney		R	2	Dallara F320 Spiess	Carlin	<b>1:33.638</b>	11	1:33.950	5	1:33.970	9	1:34.056	4	1:34.737	3
5	6	Carlin		Ido Cohen		R	3	Dallara F320 Spiess	Carlin	<b>1:34.005</b>	12	1:34.391	10	1:34.566	4	1:34.657	5	1:34.830	6
6	33	Team Motopark		Manuel Maldonado		R	4	Dallara F320 Spiess	Team Motopark	<b>1:34.093</b>	9	1:34.240	11	1:34.777	4	1:35.076	3	1:35.782	5
7	26	Double R		Ayrton Simmons		R	5	Dallara F320 HWA	Double R	<b>1:34.098</b>	11	1:34.377	5	1:34.412	12	1:34.514	9	1:35.394	4
8	4	Team Motopark		Niklas Krütten		R	6	Dallara F320 Spiess	Team Motopark	<b>1:34.417</b>	11	1:34.457	13	1:34.857	5	1:37.500	10	1:38.959	12
9	99	CryptoTower Racing		Rui Andrade				Dallara F320 Spiess	Cryptotower Racing	<b>1:34.846</b>	11	1:34.875	10	1:34.913	9	1:36.104	5	1:36.588	4
10	12	Drivex		Glen Van Berlo		R	7	Dallara F320 HWA	DRIVEX	<b>1:34.879</b>	12	1:34.928	11	1:35.105	13	1:35.409	5	1:35.572	6
11	25	Van Amersfoort Racing		Alexandre Bardinon				Dallara F320 HWA	Van Amersfoort Racing	<b>1:34.970</b>	4	1:35.083	5	1:35.126	9	1:35.485	3	1:35.539	10
12	34	Drivex		Shihab Al-Habsi		R	8	Dallara F320 HWA	DRIVEX	<b>1:35.221</b>	11	1:35.579	5	1:35.579	10	1:35.709	9	1:36.079	4





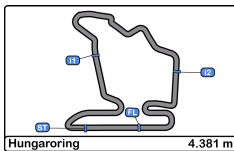


**Hungaroring**  
**Euroformula Open**  
**Qualifying - 1**  
**Best 5 Top Speeds**



Cls	Nº	Entrant	Nat	Driver	Nat	Cat	Cls	Chassis - Engine	Team	Top 1		Top 2		Top 3		Top 4		Top 5		Avg
										Km/h	Lap	Km/h	Lap	Km/h	Lap	Km/h	Lap	Km/h	Lap	
1	26	Double R	GBR	Ayrton Simmons	GBR	R	1	Dallara F320 HWA	Double R	226.8	10	220.8	13	219.9	12	219.5	11	218.6	6	221.1
2	31	Carlin	GBR	Zane Maloney	BUR	R	2	Dallara F320 Spiess	Carlin	222.6	8	221.3	4	219.9	11	219.5	9	219.0	5	220.5
3	6	Carlin	GBR	Ido Cohen	ISR	R	3	Dallara F320 Spiess	Carlin	220.8	12	220.4	4	220.4	11	219.9	5	219.9	13	220.3
4	20	CryptoTower Racing	JPN	Yifei Ye	CHN			Dallara F320 Spiess	Cryptotower Racing	220.8	5	220.4	10	220.4	11	219.9	4	219.0	9	220.1
5	4	Team Motopark	DEU	Niklas Krütten	DEU	R	4	Dallara F320 Spiess	Team Motopark	219.9	12	219.5	6	219.0	5	219.0	11	219.0	14	219.3
6	34	Drivex	ESP	Shihab Al-Habsi	OMN	R	5	Dallara F320 HWA	DRIVEX	219.9	10	219.9	12	219.9	13	219.5	9	219.0	11	219.6
7	99	CryptoTower Racing	JPN	Rui Andrade	AGO			Dallara F320 Spiess	Cryptotower Racing	219.9	11	219.5	10	219.0	5	218.6	4	218.1	6	219.0
8	15	Van Amersfoort Racing	NLD	Sebastian Estner	DEU	R	6	Dallara F320 HWA	Van Amersfoort Racing	219.5	10	219.0	9	219.0	11	218.6	4	218.6	5	218.9
9	12	Drivex	ESP	Glen Van Berlo	NLD	R	7	Dallara F320 HWA	DRIVEX	219.0	12	219.0	13	219.0	14	218.6	4	218.6	5	218.8
10	16	Van Amersfoort Racing	NLD	Andreas Estner	DEU			Dallara F320 HWA	Van Amersfoort Racing	219.0	10	219.0	11	219.0	12	218.6	5	218.1	4	218.8
11	33	Team Motopark	DEU	Manuel Maldonado	VEN	R	8	Dallara F320 Spiess	Team Motopark	219.0	11	218.6	5	218.6	10	218.6	12	218.1	4	218.6
12	25	Van Amersfoort Racing	NLD	Alexandre Bardinon	FRA			Dallara F320 HWA	Van Amersfoort Racing	218.1	10	217.3	12	216.8	4	216.8	5	216.8	6	217.2





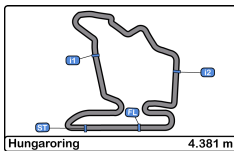
Hungaroring  
Euroformula Open  
Qualifying - 1  
Fastest Laps Sequence



Lap	Time of Day	Session Time	Nº	Entrant	Nat	Driver	Nat	Cat	Chassis - Engine	Team	Time	Km/h
2	9:38:32.528	3:32.528	31	Carlin		Zane Maloney		R	Dallara F320 Spiess	Carlin	1:40.322	157.2
2	9:38:36.454	3:36.454	6	Carlin		Ido Cohen		R	Dallara F320 Spiess	Carlin	1:39.311	158.8
3	9:40:07.265	5:07.265	31	Carlin		Zane Maloney		R	Dallara F320 Spiess	Carlin	1:34.737	166.4
3	9:40:16.029	5:16.029	20	CryptoTower Racing Team		Yifei Ye			Dallara F320 Spiess	Cryptotower Racing Team	1:34.116	167.5
4	9:41:41.321	6:41.321	31	Carlin		Zane Maloney		R	Dallara F320 Spiess	Carlin	1:34.056	167.6
4	9:41:49.579	6:49.579	20	CryptoTower Racing Team		Yifei Ye			Dallara F320 Spiess	Cryptotower Racing Team	1:33.550	168.5
9	9:56:58.764	21:58.764	20	CryptoTower Racing Team		Yifei Ye			Dallara F320 Spiess	Cryptotower Racing Team	1:33.263	169.1





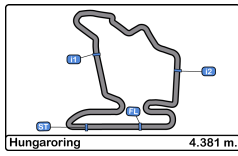


**Hungaroring**  
**Euroformula Open**  
**Qualifying - 1**  
**Event Best Maximum Speed**



Nº	Entrant	Nat	Driver	Nat	Cat	Clas	Chassis - Engine	Team	Km/h	Session	
26	Double R		Ayrton Simmons		GBR	R	1	Dallara F320 HWA	Double R	226.8	Qualifying - 1
31	Carlin		Zane Maloney		GBR	R	2	Dallara F320 Spiess	Carlin	225.4	Free Practice - 1
20	CryptoTower Racing Team		Yifei Ye		CHN			Dallara F320 Spiess	Cryptotower Racing Team	223.6	Free Practice - 1
16	Van Amersfoort Racing		Andreas Estner		DEU			Dallara F320 HWA	Van Amersfoort Racing	223.6	Free Practice - 1
6	Carlin		Ido Cohen		ISR	R	3	Dallara F320 Spiess	Carlin	223.1	Free Practice - 1
33	Team Motopark		Manuel Maldonado		VEN	R	4	Dallara F320 Spiess	Team Motopark	222.6	Free Practice - 1
25	Van Amersfoort Racing		Alexandre Bardinon		FRA			Dallara F320 HWA	Van Amersfoort Racing	222.6	Free Practice - 1
4	Team Motopark		Niklas Krütten		DEU	R	5	Dallara F320 Spiess	Team Motopark	222.6	Free Practice - 1
99	CryptoTower Racing Team		Rui Andrade		AGO			Dallara F320 Spiess	Cryptotower Racing Team	222.6	Free Practice - 1
15	Van Amersfoort Racing		Sebastian Estner		DEU	R	6	Dallara F320 HWA	Van Amersfoort Racing	221.7	Free Practice - 1
12	Drivex		Glen Van Berlo		NLD	R	7	Dallara F320 HWA	DRIVEX	221.7	Free Practice - 1
34	Drivex		Shihab Al-Habsi		OMN	R	8	Dallara F320 HWA	DRIVEX	220.8	Free Practice - 2





**Hungaroring**  
Euroformula Open  
Qualifying - 1  
Pit Stop Analysis



**4** Niklas Krütten R Team Motopark  
Dallara F320 Spiess

Nr.	In Day Time	In Time	Out Time	Pit Time	T. Pit Time	Handicap	Penalty
1	9:45:20.083	9:45:20.083	9:50:03.750	4:43.667	4:43.667		

**6** Ido Cohen R Carlin  
Dallara F320 Spiess

Nr.	In Day Time	In Time	Out Time	Pit Time	T. Pit Time	Handicap	Penalty
1	9:46:34.914	9:46:34.914	9:52:28.477	5:53.563	5:53.563		

**12** Glen Van Berlo R Drivex  
Dallara F320 HWA

Nr.	In Day Time	In Time	Out Time	Pit Time	T. Pit Time	Handicap	Penalty
1	9:47:01.259	9:47:01.259	9:49:58.227	2:56.968	2:56.968		

**15** Sebastian Estner R Van Amersfoort Racing  
Dallara F320 HWA

Nr.	In Day Time	In Time	Out Time	Pit Time	T. Pit Time	Handicap	Penalty
1	9:44:23.116	9:44:23.116	9:52:18.258	7:55.142	7:55.142		

**16** Andreas Estner Van Amersfoort Racing  
Dallara F320 HWA

Nr.	In Day Time	In Time	Out Time	Pit Time	T. Pit Time	Handicap	Penalty
1	9:45:43.306	9:45:43.306	9:52:55.225	7:11.919	7:11.919		

**20** Yifei Ye CryptoTower Racing Team  
Dallara F320 Spiess

Nr.	In Day Time	In Time	Out Time	Pit Time	T. Pit Time	Handicap	Penalty
1	9:45:15.671	9:45:15.671	9:52:05.283	6:49.612	6:49.612		

**25** Alexandre Bardinon Van Amersfoort Racing  
Dallara F320 HWA

Nr.	In Day Time	In Time	Out Time	Pit Time	T. Pit Time	Handicap	Penalty
1	9:46:12.012	9:46:12.012	9:50:36.505	4:24.493	4:24.493		

**26** Ayrton Simmons R Double R  
Dallara F320 HWA

Nr.	In Day Time	In Time	Out Time	Pit Time	T. Pit Time	Handicap	Penalty
1	9:37:11.227	9:37:11.227	9:38:46.285	1:35.058	1:35.058		
2	9:47:11.165	9:47:11.165	9:50:21.037	3:09.872	4:44.930		

**31** Zane Maloney R Carlin  
Dallara F320 Spiess

Nr.	In Day Time	In Time	Out Time	Pit Time	T. Pit Time	Handicap	Penalty
1	9:44:51.002	9:44:51.002	9:52:21.348	7:30.346	7:30.346		

**33** Manuel Maldonado R Team Motopark  
Dallara F320 Spiess

Nr.	In Day Time	In Time	Out Time	Pit Time	T. Pit Time	Handicap	Penalty
1	9:45:10.245	9:45:10.245	9:52:25.563	7:15.318	7:15.318		

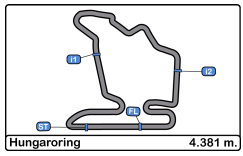
**34** Shihab Al-Habsi R Drivex  
Dallara F320 HWA

Nr.	In Day Time	In Time	Out Time	Pit Time	T. Pit Time	Handicap	Penalty
1	9:45:29.771	9:45:29.771	9:49:23.214	3:53.443	3:53.443		

**99** Rui Andrade CryptoTower Racing Team  
Dallara F320 Spiess

Nr.	In Day Time	In Time	Out Time	Pit Time	T. Pit Time	Handicap	Penalty
1	9:45:18.696	9:45:18.696	9:52:13.368	6:54.672	6:54.672		

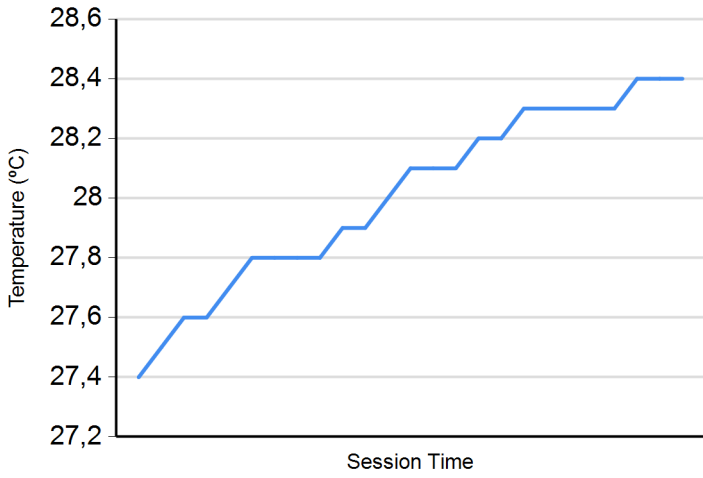




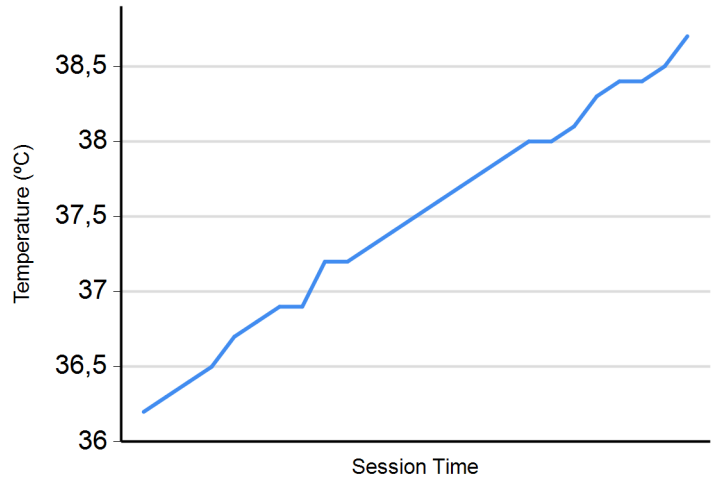
**Hungaroring**  
**Euroformula Open**  
**Qualifying - 1**  
**Weather Report**



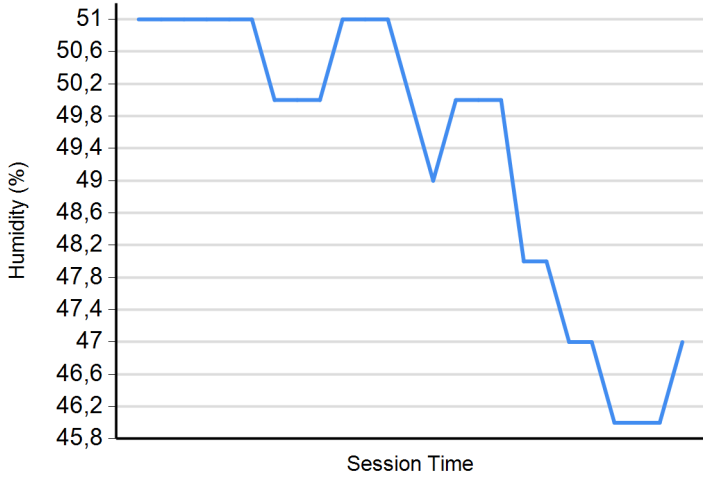
**Air Temperature**



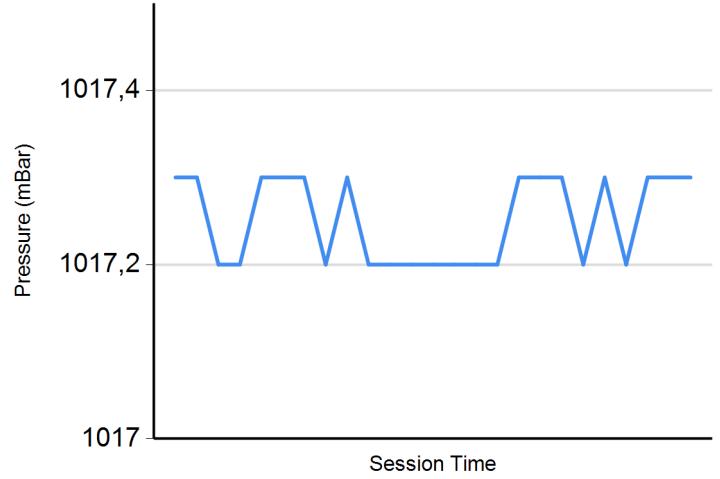
**Track Temperature**



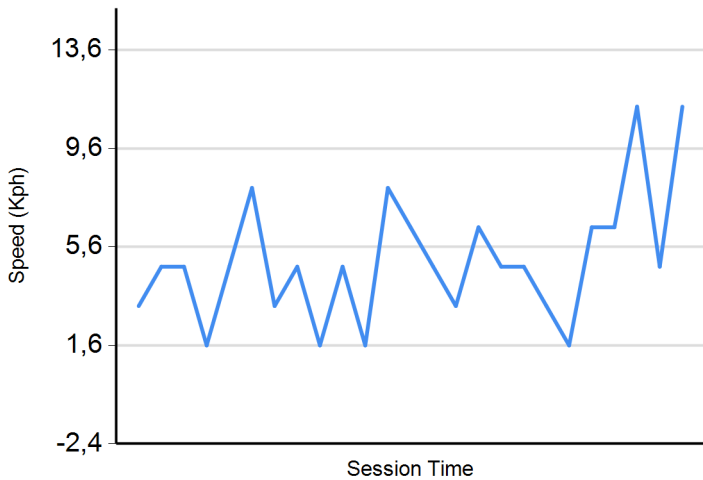
**Humidity**



**Pressure**



**Wind Speed**



**Wind direction**

North = 0°/360° Est = 90° South = 180° West = 270°

