

Hungaroring
Euroformula Open
Race - 1
Provisional Results



Cls	Nº	Entrant	Nat	Driver	Nat	Cat	Cls	Chassis - Engine	Team	Laps	Total Time	Gap	Interval	Km/h	Best	Time	Km/h
1	20	CryptoTower Racing	●	JPN Yifei Ye	🇨🇳	CHN		Dallara F320 Spiess	Cryptotower Racing	17	27:04.365			165.0	14	1:34.764	166.4
2	16	Van Amersfoort	🇳🇱	NLD Andreas Estner	🇩🇪	DEU		Dallara F320 HWA	Van Amersfoort	17	27:11.780	7.415	7.415	164.3	6	1:35.163	165.7
3	15	Van Amersfoort	🇳🇱	NLD Sebastian Estner	🇩🇪	DEU	R 1	Dallara F320 HWA	Van Amersfoort	17	27:13.109	8.744	1.329	164.1	9	1:35.362	165.3
4	31	Carlin	🇬🇧	GBR Zane Maloney	🇧🇪	BRB	R 2	Dallara F320 Spiess	Carlin	17	27:17.616	13.251	4.507	163.7	6	1:35.317	165.4
5	33	Team Motopark	🇩🇪	DEU Manuel Maldonado	🇻🇪	VEN		Dallara F320 Spiess	Team Motopark	17	27:30.700	26.335	13.084	162.4	4	1:35.695	164.8
6	6	Carlin	🇬🇧	GBR Ido Cohen	🇮🇱	ISR		Dallara F320 Spiess	Carlin	17	27:32.377	28.012	1.677	162.2	4	1:36.220	163.9
7	26	Double R	🇬🇧	GBR Ayrton Simmons	🇬🇧	GBR		Dallara F320 HWA	Double R	17	27:33.316	28.951	0.939	162.1	4	1:35.775	164.6
8	4	Team Motopark	🇩🇪	DEU Niklas Krütten	🇩🇪	DEU	R 3	Dallara F320 Spiess	Team Motopark	17	27:35.418	31.053	2.102	161.9	4	1:35.905	164.4
9	12	Drivex	🇪🇸	ESP Glenn Van Berlo	🇳🇱	NLD	R 4	Dallara F320 HWA	DRIVEX	17	27:42.239	37.874	6.821	161.2	4	1:36.729	163.0
10	34	Drivex	🇪🇸	ESP Shihab Al-Habsi	🇲🇦	OMN	R 5	Dallara F320 HWA	DRIVEX	17	27:43.323	38.958	1.084	161.1	5	1:36.605	163.2
11	99	CryptoTower Racing	●	JPN Rui Andrade	🇦🇴	AGO		Dallara F320 Spiess	Cryptotower Racing	17	27:44.180	39.815	0.857	161.1	5	1:36.681	163.1
12	25	Van Amersfoort	🇳🇱	NLD Alexandre Bardinon	🇫🇷	FRA		Dallara F320 HWA	Van Amersfoort	17	27:47.175	42.810	2.995	160.8	7	1:36.609	163.2

Fastest lap Yifei Ye in 1:34.764 at 166.4 Km/h in lap 14

Published at:.....

Track Temp: **52.7 °C** Air Temp: **31.4 °C** Humidity: **40 %** Track Status: **DRY**

Stewards:	Race Director:	Timekeeper: 
------------------	-----------------------	--





Hungaroring
Euroformula Open
Race - 1
Provisional Results by Class




Cls	Nº	Entrant	Nat	Driver	Nat	Cat	Cls	Chassis - Engine	Team	Laps	Total Time	Gap	Interval	Km/h	Best	Time	Km/h
1	20	CryptoTower Racing	●	JPN Yifei Ye	🇨🇳	CHN		Dallara F320 Spiess	Cryptotower Racing	17	27:04.365			165.0	14	1:34.764	166.4
2	16	Van Amersfoort	🇳🇱	NLD Andreas Estner	🇩🇪	DEU		Dallara F320 HWA	Van Amersfoort	17	27:11.780	7.415	7.415	164.3	6	1:35.163	165.7
3	33	Team Motopark	🇩🇪	DEU Manuel Maldonado	🇻🇪	VEN		Dallara F320 Spiess	Team Motopark	17	27:30.700	26.335	18.920	162.4	4	1:35.695	164.8
4	6	Carlin	🇬🇧	GBR Ido Cohen	🇮🇱	ISR		Dallara F320 Spiess	Carlin	17	27:32.377	28.012	1.677	162.2	4	1:36.220	163.9
5	26	Double R	🇬🇧	GBR Ayrton Simmons	🇬🇧	GBR		Dallara F320 HWA	Double R	17	27:33.316	28.951	0.939	162.1	4	1:35.775	164.6
6	99	CryptoTower Racing	●	JPN Rui Andrade	🇦🇴	AGO		Dallara F320 Spiess	Cryptotower Racing	17	27:44.180	39.815	10.864	161.1	5	1:36.681	163.1
7	25	Van Amersfoort	🇳🇱	NLD Alexandre Bardinon	🇫🇷	FRA		Dallara F320 HWA	Van Amersfoort	17	27:47.175	42.810	2.995	160.8	7	1:36.609	163.2
Rookie																	
1	15	Van Amersfoort	🇳🇱	NLD Sebastian Estner	🇩🇪	DEU	R 1	Dallara F320 HWA	Van Amersfoort	17	27:13.109			164.1	9	1:35.362	165.3
2	31	Carlin	🇬🇧	GBR Zane Maloney	🇧🇪	BRE	R 2	Dallara F320 Spiess	Carlin	17	27:17.616	13.251	4.507	163.7	6	1:35.317	165.4
3	4	Team Motopark	🇩🇪	DEU Niklas Krütten	🇩🇪	DEU	R 3	Dallara F320 Spiess	Team Motopark	17	27:35.418	31.053	17.802	161.9	4	1:35.905	164.4
4	12	Drivex	🇪🇸	ESP Glenn Van Berlo	🇳🇱	NLD	R 4	Dallara F320 HWA	DRIVEX	17	27:42.239	37.874	6.821	161.2	4	1:36.729	163.0
5	34	Drivex	🇪🇸	ESP Shihab Al-Habsi	🇲🇦	OMN	R 5	Dallara F320 HWA	DRIVEX	17	27:43.323	38.958	1.084	161.1	5	1:36.605	163.2

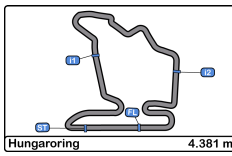
Fastest lap Yifei Ye in 1:34.764 at 166.4 Km/h in lap 14

Published at:.....

Track Temp: **52.7 °C** Air Temp: **31.4 °C** Humidity: **40 %** Track Status: **DRY**

Stewards:	Race Director:	Timekeeper: 
------------------	-----------------------	--





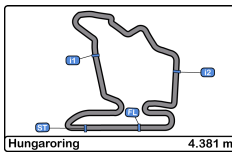
Hungaroring
Euroformula Open
Race - 1



Provisional Classification by Driver Fastest Lap

Clas	Nº	Entrant	Nat	Driver	Nat	Cat	Clas	Chassis - Engine	Team	Laps	Best	Time	Gap	Interval	Km/h
1	20	CryptoTower Racing		Yifei Ye				Dallara F320 Spiess	Cryptotower Racing	17	14	1:34.764			166.4
2	16	Van Amersfoort Racing		Andreas Estner				Dallara F320 HWA	Van Amersfoort Racing	17	6	1:35.163	0.399	0.399	165.7
3	31	Carlin		Zane Maloney		R	1	Dallara F320 Spiess	Carlin	17	6	1:35.317	0.553	0.154	165.4
4	15	Van Amersfoort Racing		Sebastian Estner		R	2	Dallara F320 HWA	Van Amersfoort Racing	17	9	1:35.362	0.598	0.045	165.3
5	33	Team Motopark		Manuel Maldonado				Dallara F320 Spiess	Team Motopark	17	4	1:35.695	0.931	0.333	164.8
6	26	Double R		Ayrton Simmons				Dallara F320 HWA	Double R	17	4	1:35.775	1.011	0.080	164.6
7	4	Team Motopark		Niklas Krütten		R	3	Dallara F320 Spiess	Team Motopark	17	4	1:35.905	1.141	0.130	164.4
8	6	Carlin		Ido Cohen				Dallara F320 Spiess	Carlin	17	4	1:36.220	1.456	0.315	163.9
9	34	Drivex		Shihab Al-Habsi		R	4	Dallara F320 HWA	DRIVEX	17	5	1:36.605	1.841	0.385	163.2
10	25	Van Amersfoort Racing		Alexandre Bardinon				Dallara F320 HWA	Van Amersfoort Racing	17	7	1:36.609	1.845	0.004	163.2
11	99	CryptoTower Racing		Rui Andrade				Dallara F320 Spiess	Cryptotower Racing	17	5	1:36.681	1.917	0.072	163.1
12	12	Drivex		Glenn Van Berlo		R	5	Dallara F320 HWA	DRIVEX	17	4	1:36.729	1.965	0.048	163.0





Hungaroring
Euroformula Open
Race - 1
Distance and Speed Average



Clas	Nº	Entrant	Nat	Driver	Nat	Cat	Clas	Chassis - Engine	Team	Laps	Distance	Total Time	Km/h
1	20	CryptoTower Racing Team		Yifei Ye				Dallara F320 Spiess	Cryptotower Racing Team	17	74.47	27:04.365	165.0
2	16	Van Amersfoort Racing		Andreas Estner				Dallara F320 HWA	Van Amersfoort Racing	17	74.47	27:11.780	164.3
3	15	Van Amersfoort Racing		Sebastian Estner		R	1	Dallara F320 HWA	Van Amersfoort Racing	17	74.47	27:13.109	164.1
4	31	Carlin		Zane Maloney		R	2	Dallara F320 Spiess	Carlin	17	74.47	27:17.616	163.7
5	33	Team Motopark		Manuel Maldonado				Dallara F320 Spiess	Team Motopark	17	74.47	27:30.700	162.4
6	6	Carlin		Ido Cohen				Dallara F320 Spiess	Carlin	17	74.47	27:32.377	162.2
7	26	Double R		Ayrton Simmons				Dallara F320 HWA	Double R	17	74.47	27:33.316	162.1
8	4	Team Motopark		Niklas Krütten		R	3	Dallara F320 Spiess	Team Motopark	17	74.47	27:35.418	161.9
9	12	Drivex		Glenn Van Berlo		R	4	Dallara F320 HWA	DRIVEX	17	74.47	27:42.239	161.2
10	34	Drivex		Shihab Al-Habsi		R	5	Dallara F320 HWA	DRIVEX	17	74.47	27:43.323	161.1
11	99	CryptoTower Racing Team		Rui Andrade				Dallara F320 Spiess	Cryptotower Racing Team	17	74.47	27:44.180	161.1
12	25	Van Amersfoort Racing		Alexandre Bardinon				Dallara F320 HWA	Van Amersfoort Racing	17	74.47	27:47.175	160.8





Hungaroring
Euroformula Open
Race - 1
Lap Analysis



4

Niklas Krütten

Dallara F320 Spiess

12

Glenn Van Berlo

Dallara F320 HWA

R

Team Motopark

R

Drivex

Lap	D	Time	Sector 1	Sector 2	Sector 3	T. Spd	Elapsed	Lap	D	Time	Sector 1	Sector 2	Sector 3	T. Spd	Elapsed
1		1:45.204	42.626	35.536	27.042	189.8	1:45.204	1		1:46.344	42.812	35.816	27.716	192.1	1:46.344
2		1:38.215	36.355	35.083	26.777	223.1	3:23.419	2		1:37.917	36.288	34.448	27.181	218.6	3:24.261
3		1:37.067	36.093	34.398	26.576	222.2	5:00.486	3		1:37.135	36.161	34.187	26.787	219.9	5:01.396
4		1:35.905	35.791	33.640	26.474	221.3	6:36.391	4		1:36.729	35.866	34.115	26.748	221.3	6:38.125
5		1:36.543	35.880	34.052	26.611	221.3	8:12.934	5		1:37.311	35.995	34.174	27.142	220.8	8:15.436
6		1:36.841	35.818	34.273	26.750	221.7	9:49.775	6		1:36.817	35.810	34.189	26.818	219.5	9:52.253
7		1:37.515	35.854	34.758	26.903	219.9	11:27.290	7		1:37.138	35.986	34.354	26.798	219.9	11:29.391
8		1:36.342	35.870	33.770	26.702	219.0	13:03.632	8		1:36.940	35.985	34.065	26.890	220.4	13:06.331
9		1:37.436	36.312	34.155	26.969	219.0	14:41.068	9		1:37.117	36.220	34.030	26.867	219.9	14:43.448
10		1:36.625	35.898	33.968	26.759	219.5	16:17.693	10		1:37.744	35.962	34.699	27.083	219.5	16:21.192
11		1:37.391	35.897	34.689	26.805	219.0	17:55.084	11		1:36.934	35.966	34.101	26.867	219.5	17:58.126
12		1:36.473	35.754	33.992	26.727	220.4	19:31.557	12		1:37.295	35.981	34.347	26.967	220.8	19:35.421
13		1:36.774	35.859	34.221	26.694	221.3	21:08.331	13		1:37.160	36.030	34.278	26.852	220.8	21:12.581
14		1:36.994	35.843	34.434	26.717	220.4	22:45.325	14		1:37.140	35.993	34.291	26.856	220.4	22:49.721
15		1:36.503	35.844	34.064	26.595	220.8	24:21.828	15		1:37.107	35.894	34.193	27.020	221.3	24:26.828
16		1:36.480	35.776	33.984	26.720	220.8	25:58.308	16		1:37.456	36.035	34.576	26.845	220.4	26:04.284
17		1:37.110	35.940	34.398	26.772	218.6	27:35.418	17		1:37.955	36.154	34.657	27.144	219.9	27:42.239

6

Ido Cohen

Dallara F320 Spiess

15

Sebastian Estner

Dallara F320 HWA

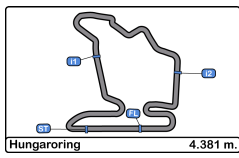
Carlin

R

Van Amersfoort Racing

Lap	D	Time	Sector 1	Sector 2	Sector 3	T. Spd	Elapsed	Lap	D	Time	Sector 1	Sector 2	Sector 3	T. Spd	Elapsed
1		1:44.281	41.990	34.850	27.441	185.8	1:44.281	1		1:42.732	41.257	34.733	26.742	182.1	1:42.732
2		1:38.302	36.740	34.741	26.821	221.7	3:22.583	2		1:36.230	35.861	33.878	26.491	219.5	3:18.962
3		1:36.363	35.765	34.029	26.569	221.7	4:58.946	3		1:35.542	35.759	33.437	26.346	220.8	4:54.504
4		1:36.220	35.649	33.766	26.805	223.1	6:35.166	4		1:35.478	35.665	33.474	26.339	221.7	6:29.982
5		1:36.576	36.273	33.693	26.610	221.7	8:11.742	5		1:35.610	35.549	33.356	26.705	222.2	8:05.592
6		1:36.243	35.672	33.956	26.615	221.3	9:47.985	6		1:35.435	35.574	33.335	26.526	219.9	9:41.027
7		1:36.585	35.869	33.913	26.803	224.0	11:24.570	7		1:35.369	35.757	33.322	26.290	220.4	11:16.396
8		1:37.628	35.954	33.509	28.165	221.7	13:02.198	8		1:35.493	35.775	33.393	26.325	220.4	12:51.889
9		1:36.900	36.085		2:05.065	219.0	14:39.098	9		1:35.362	35.742	33.203	26.417	220.8	14:27.251
10		1:36.647	35.707	33.983	26.957	220.8	16:15.745	10		1:35.390	35.777	33.295	26.318	220.4	16:02.641
11		1:36.390	35.676		2:03.347	222.6	17:52.135	11		1:35.590	35.767	33.486	26.337	220.8	17:38.231
12		1:36.370	35.748	33.969	26.653	221.7	19:28.505	12		1:35.568	35.570	33.608	26.390	222.2	19:13.799
13		1:36.367	35.564	34.089	26.714	223.1	21:04.872	13		1:35.594	35.655	33.503	26.436	221.7	20:49.393
14		1:36.346	35.577	33.995	26.774	223.6	22:41.218	14		1:35.582	35.557	33.500	26.525	223.6	22:24.975
15		1:37.425	35.705	34.797	26.923	225.4	24:18.643	15		1:36.006	35.693	33.783	26.530	224.0	24:00.981
16		1:36.609	35.631		2:03.532	221.7	25:55.252	16		1:35.918	35.622	33.722	26.574	222.6	25:36.899
17		1:37.125	35.720	34.368	27.037	219.0	27:32.377	17		1:36.210	35.764	33.779	26.667	222.2	27:13.109





Hungaroring
Euroformula Open
Race - 1
Lap Analysis



16

Andreas Estner

Dallara F320 HWA

25

Alexandre Bardino

Dallara F320 HWA

Van Amersfoort Racing

Van Amersfoort Racing

Lap D	Time	Sector 1	Sector 2	Sector 3	T. Spd	Elapsed	Lap D	Time	Sector 1	Sector 2	Sector 3	T. Spd	Elapsed
1	1:42.015	40.883	34.541	26.591	182.4	1:42.015	1	1:46.670	43.035	36.054	27.581	189.4	1:46.670
2	1:36.014	35.859	33.732	26.423	219.5	3:18.029	2	1:39.778	36.325	36.546	26.907	220.4	3:26.448
3	1:35.548	35.801	33.522	26.225	219.0	4:53.577	3	1:37.709	36.097	34.707	26.905	220.8	5:04.157
4	1:35.332	35.591	33.432	26.309	220.4	6:28.909	4	1:38.094	36.377	34.894	26.823	221.3	6:42.251
5	1:35.327	35.556	33.431	26.340	220.8	8:04.236	5	1:36.726	35.775	34.126	26.825	220.4	8:18.977
6	1:35.163	35.571	33.303	26.289	219.0	9:39.399	6	1:37.113	35.901	34.454	26.758	219.0	9:56.090
7	1:35.546	35.614	33.649	26.283	219.9	11:14.945	7	1:36.609	35.862	34.078	26.669	219.5	11:32.699
8	1:35.230	35.555	33.337	26.338	219.5	12:50.175	8	1:37.887	36.049	34.977	26.861	220.8	13:10.586
9	1:35.264	35.679	33.214	26.371	219.5	14:25.439	9	1:37.914	36.185	34.932	26.797	219.0	14:48.500
10	1:35.434	35.701	33.374	26.359	218.6	16:00.873	10	1:37.311	36.017	34.500	26.794	218.6	16:25.811
11	1:35.600	35.648	33.395	26.557	219.9	17:36.473	11	1:37.071	36.009	34.342	26.720	218.6	18:02.882
12	1:35.790	35.590	33.653	26.547	220.8	19:12.263	12	1:37.773	35.936	34.957	26.880	220.4	19:40.655
13	1:36.034	35.643	33.773	26.618	220.8	20:48.297	13	1:37.946	35.932	35.135	26.879	219.9	21:18.601
14	1:35.801	35.626	33.653	26.522	220.8	22:24.098	14	1:37.409	35.877	34.509	27.023	220.8	22:56.010
15	1:35.847	35.562	33.744	26.541	220.8	23:59.945	15	1:37.104	35.983	34.261	26.860	220.4	24:33.114
16	1:35.984	35.564	33.839	26.581	219.5	25:35.929	16	1:36.926	35.823	34.100	27.003	219.5	26:10.040
17	1:35.851	35.679	33.735	26.437	219.5	27:11.780	17	1:37.135	36.046	34.219	26.870	217.7	27:47.175

20

Yifei Ye

Dallara F320 Spiess

26

Ayrton Simmons

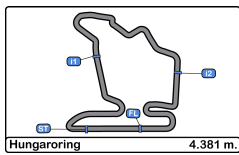
Dallara F320 HWA

CryptoTower Racing Team

Double R

Lap D	Time	Sector 1	Sector 2	Sector 3	T. Spd	Elapsed	Lap D	Time	Sector 1	Sector 2	Sector 3	T. Spd	Elapsed
1	1:41.383	40.494	34.417	26.472	180.6	1:41.383	1	1:44.936	42.477	35.237	27.222	189.8	1:44.936
2	1:35.655	35.826	33.518	26.311	216.8	3:17.038	2	1:38.089	36.365	34.842	26.882	223.1	3:23.025
3	1:35.693	35.792	33.637	26.264	219.5	4:52.731	3	1:36.708	36.333	33.885	26.490	222.6	4:59.733
4	1:35.255	35.578	33.459	26.218	221.3	6:27.986	4	1:35.775	35.710	33.754	26.311	221.3	6:35.508
5	1:34.948	35.515	33.184	26.249	220.4	8:02.934	5	1:36.756	36.337	33.838	26.581	226.4	8:12.264
6	1:34.895	35.427	33.246	26.222	220.4	9:37.829	6	1:36.549	36.009	33.840	26.700	222.6	9:48.813
7	1:35.001	35.555	33.271	26.175	221.3	11:12.830	7	1:36.454	35.952	33.920	26.582	222.6	11:25.267
8	1:34.954	35.481	33.275	26.198	219.9	12:47.784	8	1:37.162	35.891	34.075	27.196	221.7	13:02.429
9	1:35.292	35.629	33.335	26.328	219.9	14:23.076	9	1:37.464	36.693	34.006	26.765	225.4	14:39.893
10	1:35.209	35.666	33.309	26.234	219.5	15:58.285	10	1:36.472	35.739	33.986	26.747	221.7	16:16.365
11	1:35.242	35.518	33.362	26.362	219.9	17:33.527	11	1:36.844	35.716	34.293	26.835	221.7	17:53.209
12	1:35.070	35.391	33.421	26.258	221.7	19:08.597	12	1:36.401	35.736	33.967	26.698	224.5	19:29.610
13	1:35.029	35.408	33.450	26.171	221.7	20:43.626	13	1:36.593	35.802	34.078	26.713	223.6	21:06.203
14	1:34.764	35.399	33.206	26.159	220.8	22:18.390	14	1:36.440	35.792	34.034	26.614	224.5	22:42.643
15	1:35.368	35.572	33.402	26.394	222.6	23:53.758	15	1:36.758	35.762	34.235	26.761	223.1	24:19.401
16	1:35.114	35.437	33.305	26.372	221.7	25:28.872	16	1:36.690	35.929	34.081	26.680	224.0	25:56.091
17	1:35.493	35.543	33.527	26.423	219.5	27:04.365	17	1:37.225	35.896	34.400	26.929	221.3	27:33.316





Hungaroring
Euroformula Open
Race - 1
Lap Analysis



31

Zane Maloney

Dallara F320 Spiess

34

Shihab Al-Habshi

Dallara F320 HWA

R

Carlin

R

Drivex

Lap	D	Time	Sector 1	Sector 2	Sector 3	T. Spd	Elapsed	Lap	D	Time	Sector 1	Sector 2	Sector 3	T. Spd	Elapsed
1		1:43.628	41.496	34.941	27.191	184.9	1:43.628	1		1:46.983	43.293	36.274	27.416	194.2	1:46.983
2		1:36.145	35.841	33.834	26.470	219.0	3:19.773	2		1:38.264	36.317	35.196	26.751	222.2	3:25.247
3		1:35.999	35.770	33.646	26.583	220.8	4:55.772	3		1:37.407	36.142	34.667	26.598	221.7	5:02.654
4		1:35.426	35.751	33.358	26.317	222.6	6:31.198	4		1:36.866	35.933	34.339	26.594	219.9	6:39.520
5		1:35.602	35.660	33.538	26.404	222.6	8:06.800	5		1:36.605	35.804	34.063	26.738	219.9	8:16.125
6		1:35.317	35.639	33.323	26.355	222.2	9:42.117	6		1:36.921	35.907	34.133	26.881	219.0	9:53.046
7		1:35.533	35.683	33.507	26.343	222.6	11:17.650	7		1:37.231	36.044	34.575	26.612	221.3	11:30.277
8		1:35.918	35.647	33.831	26.440	222.2	12:53.568	8		1:37.091	35.860	34.267	26.964	220.4	13:07.368
9		1:35.975	35.765	33.626	26.584	221.3	14:29.543	9		1:37.377	36.172	34.361	26.844	220.8	14:44.745
10		1:35.711	35.753	33.530	26.428	220.8	16:05.254	10		1:37.362	36.087	34.215	27.060	217.3	16:22.107
11		1:36.219	35.734	33.763	26.722	221.3	17:41.473	11		1:37.556	35.952	34.761	26.843	219.9	17:59.663
12		1:35.879	35.641	33.691	26.547	221.7	19:17.352	12		1:37.380	36.058	34.631	26.691	221.7	19:37.043
13		1:35.909	35.675	33.734	26.500	223.1	20:53.261	13		1:36.888	35.881	34.353	26.654	222.6	21:13.931
14		1:35.950	35.637	33.764	26.549	222.6	22:29.211	14		1:37.273	35.963	34.508	26.802	221.3	22:51.204
15		1:35.886	35.625	33.703	26.558	222.6	24:05.097	15		1:37.042	35.961	34.273	26.808	221.7	24:28.246
16		1:36.017	35.821	33.719	26.477	222.2	25:41.114	16		1:37.221	35.958	34.413	26.850	218.6	26:05.467
17		1:36.502	35.706	34.082	26.714	221.3	27:17.616	17		1:37.856	36.132	34.540	27.184	219.0	27:43.323

33

Manuel Maldonado

Dallara F320 Spiess

99

Rui Andrade

Dallara F320 Spiess

Team Motopark

CryptoTower Racing Team

Lap	D	Time	Sector 1	Sector 2	Sector 3	T. Spd	Elapsed	Lap	D	Time	Sector 1	Sector 2	Sector 3	T. Spd	Elapsed
1		1:44.463	42.244	35.086	27.133	187.1	1:44.463	1		1:47.315	43.620	36.357	27.338	188.4	1:47.315
2		1:37.289	36.441	34.254	26.594	223.1	3:21.752	2		1:38.473	36.380	35.354	26.739	222.2	3:25.788
3		1:36.398	36.123	33.816	26.459	216.8	4:58.150	3		1:37.773	36.091	35.085	26.597	220.8	5:03.561
4		1:35.695	35.765	33.448	26.482	219.0	6:33.845	4		1:36.946	35.816	34.442	26.688	221.3	6:40.507
5		1:36.255	35.831	33.816	26.608	219.0	8:10.100	5		1:36.681	35.875	34.301	26.505	220.8	8:17.188
6		1:37.408	35.709	35.071	26.628	218.6	9:47.508	6		1:37.245	35.891	34.239	27.115	220.8	9:54.433
7		1:36.138	35.878	33.698	26.562	219.5	11:23.646	7		1:37.107	35.816	34.576	26.715	220.4	11:31.540
8		1:36.443	35.824	33.840	26.779	218.1	13:00.089	8		1:37.437	35.925	34.945	26.567	219.5	13:08.977
9		1:36.627	36.004	33.897	26.726	217.7	14:36.716	9		1:37.244	36.030	34.414	26.800	220.8	14:46.221
10		1:36.595	36.001	33.765	26.829	217.3	16:13.311	10		1:36.911	35.783	34.348	26.780	220.4	16:23.132
11		1:36.608	35.822	34.064	26.722	217.7	17:49.919	11		1:37.214	35.901	34.432	26.881	221.3	18:00.346
12		1:36.922	35.741	34.518	26.663	219.0	19:26.841	12		1:37.384	35.907	34.515	26.962	223.1	19:37.730
13		1:36.899	35.962	34.259	26.678	219.0	21:03.740	13		1:37.033	35.787	34.594	26.652	223.1	21:14.763
14		1:36.549	35.849	33.980	26.720	219.5	22:40.289	14		1:37.190	36.136	34.372	26.682	223.1	22:51.953
15		1:36.551	35.775	34.026	26.750	219.5	24:16.840	15		1:37.149	35.796	34.545	26.808	225.9	24:29.102
16		1:36.721	35.794	34.124	26.803	218.6	25:53.561	16		1:37.207	35.826	34.601	26.780	222.2	26:06.309
17		1:37.139	35.855	34.476	26.808	217.7	27:30.700	17		1:37.871	36.349	34.449	27.073	221.3	27:44.180



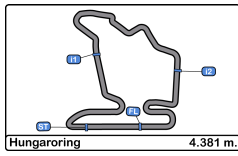


Hungaroring
Euroformula Open
Race - 1
Analysis by Lap



Num	Lap Time	Gap	Num	Lap Time	Gap	Num	Lap Time	Gap	Num	Lap Time	Gap	Num	Lap Time	Gap
Lap 1			25	1:37.709	11.426	34	1:36.921	15.217	4	1:37.436	17.992	6	1:36.370	19.908
20	1:41.383		Num Lap Time Gap			99	1:37.245	16.604	12	1:37.117	20.372	26	1:36.401	21.013
16	1:42.015	00.632	Lap 4			25	1:37.113	18.261	34	1:37.377	21.669	4	1:36.473	22.960
15	1:42.732	01.349	20	1:35.255		Num Lap Time Gap			99	1:37.244	23.145	12	1:37.295	26.824
31	1:43.628	02.245	16	1:35.332	00.923	Lap 7			25	1:37.914	25.424	34	1:37.380	28.446
6	1:44.281	02.898	15	1:35.478	01.996	20	1:35.001		Num Lap Time Gap			99	1:37.384	29.133
33	1:44.463	03.080	31	1:35.426	03.212	16	1:35.546	02.115	Lap 10			25	1:37.773	32.058
26	1:44.936	03.553	33	1:35.695	05.859	15	1:35.369	03.566	20	1:35.209		Num Lap Time Gap		
4	1:45.204	03.821	6	1:36.220	07.180	31	1:35.533	04.820	16	1:35.434	02.588	Lap 13		
12	1:46.344	04.961	26	1:35.775	07.522	33	1:36.138	10.816	15	1:35.390	04.356	20	1:35.029	
25	1:46.670	05.287	4	1:35.905	08.405	6	1:36.585	11.740	31	1:35.711	06.969	16	1:36.034	04.671
34	1:46.983	05.600	12	1:36.729	10.139	26	1:36.454	12.437	33	1:36.595	15.026	15	1:35.594	05.767
99	1:47.315	05.932	34	1:36.866	11.534	4	1:37.515	14.460	6	1:36.647	17.460	31	1:35.909	09.635
Num Lap Time Gap			99	1:36.946	12.521	12	1:37.138	16.561	26	1:36.472	18.080	33	1:36.899	20.114
Lap 2			25	1:38.094	14.265	34	1:37.231	17.447	4	1:36.625	19.408	6	1:36.367	21.246
20	1:35.655		Num Lap Time Gap			99	1:37.107	18.710	12	1:37.744	22.907	26	1:36.593	22.577
16	1:36.014	00.991	Lap 5			25	1:36.609	19.869	34	1:37.362	23.822	4	1:36.774	24.705
15	1:36.230	01.924	20	1:34.948		Num Lap Time Gap			99	1:36.911	24.847	12	1:37.160	28.955
31	1:36.145	02.735	16	1:35.327	01.302	Lap 8			25	1:37.311	27.526	34	1:36.888	30.305
33	1:37.289	04.714	15	1:35.610	02.658	20	1:34.954		Num Lap Time Gap			99	1:37.033	31.137
6	1:38.302	05.545	31	1:35.602	03.866	16	1:35.230	02.391	Lap 11			25	1:37.946	34.975
26	1:38.089	05.987	33	1:36.255	07.166	15	1:35.493	04.105	20	1:35.242		Num Lap Time Gap		
4	1:38.215	06.381	6	1:36.576	08.808	31	1:35.918	05.784	16	1:35.600	02.946	Lap 14		
12	1:37.917	07.223	26	1:36.756	09.330	33	1:36.443	12.305	15	1:35.590	04.704	20	1:34.764	
34	1:38.264	08.209	4	1:36.543	10.000	6	1:37.628	14.414	31	1:36.219	07.946	16	1:35.801	05.708
99	1:38.473	08.750	12	1:37.311	12.502	26	1:37.162	14.645	33	1:36.608	16.392	15	1:35.582	06.585
25	1:39.778	09.410	34	1:36.605	13.191	4	1:36.342	15.848	6	1:36.390	18.608	31	1:35.950	10.821
Num Lap Time Gap			99	1:36.681	14.254	12	1:36.940	18.547	26	1:36.844	19.682	33	1:36.549	21.899
Lap 3			25	1:36.726	16.043	34	1:37.091	19.584	4	1:37.391	21.557	6	1:36.346	22.828
20	1:35.693		Num Lap Time Gap			99	1:37.437	21.193	12	1:36.934	24.599	26	1:36.440	24.253
16	1:35.548	00.846	Lap 6			25	1:37.887	22.802	34	1:37.556	26.136	4	1:36.994	26.935
15	1:35.542	01.773	20	1:34.895		Num Lap Time Gap			99	1:37.214	26.819	12	1:37.140	31.331
31	1:35.999	03.041	16	1:35.163	01.570	Lap 9			25	1:37.071	29.355	34	1:37.273	32.814
33	1:36.398	05.419	15	1:35.435	03.198	20	1:35.292		Num Lap Time Gap			99	1:37.190	33.563
6	1:36.363	06.215	31	1:35.317	04.288	16	1:35.264	02.363	Lap 12			25	1:37.409	37.620
26	1:36.708	07.002	33	1:37.408	09.679	15	1:35.362	04.175	20	1:35.070		Num Lap Time Gap		
4	1:37.067	07.755	6	1:36.243	10.156	31	1:35.975	06.467	16	1:35.790	03.666	Lap 15		
12	1:37.135	08.665	26	1:36.549	10.984	33	1:36.627	13.640	15	1:35.568	05.202	20	1:35.368	
34	1:37.407	09.923	4	1:36.841	11.946	6	1:36.900	16.022	31	1:35.879	08.755	16	1:35.847	06.187
99	1:37.773	10.830	12	1:36.817	14.424	26	1:37.464	16.817	33	1:36.922	18.244	15	1:36.006	07.223





Hungaroring
Euroformula Open
Race - 1
Analysis by Lap



Num	Lap Time	Gap
-----	----------	-----

31	1:35.886	11.339
33	1:36.551	23.082
6	1:37.425	24.885
26	1:36.758	25.643
4	1:36.503	28.070
12	1:37.107	33.070
34	1:37.042	34.488
99	1:37.149	35.344
25	1:37.104	39.356

Num	Lap Time	Gap
-----	----------	-----

Lap 16

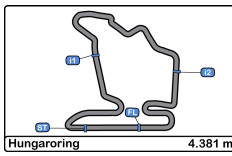
20	1:35.114	
16	1:35.984	07.057
15	1:35.918	08.027
31	1:36.017	12.242
33	1:36.721	24.689
6	1:36.609	26.380
26	1:36.690	27.219
4	1:36.480	29.436
12	1:37.456	35.412
34	1:37.221	36.595
99	1:37.207	37.437
25	1:36.926	41.168

Num	Lap Time	Gap
-----	----------	-----

Lap 17

20	1:35.493	
16	1:35.851	07.415
15	1:36.210	08.744
31	1:36.502	13.251
33	1:37.139	26.335
6	1:37.125	28.012
26	1:37.225	28.951
4	1:37.110	31.053
12	1:37.955	37.874
34	1:37.856	38.958
99	1:37.871	39.815
25	1:37.135	42.810



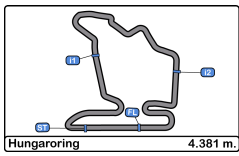


Hungaroring
Euroformula Open
Race - 1
Best Sectors Results





Sector - 1				Sector - 2				Sector - 3				Ideal Lap vs Best Lap				
Clas	Nº	Driver	Time	Nº	Driver	Time	Nº	Driver	Time	Clas	Nº	Driver	Ideal Lap	Best Lap	Clas	
1	20	Yifei Ye	35.391	20	Yifei Ye	33.184	20	Yifei Ye	26.159	1	20	Yifei Ye	1:34.734	1:34.764	1	
2	15	Sebastian Estner	35.549	15	Sebastian Estner	33.203	16	Andreas Estner	26.225	2	16	Andreas Estner	1:34.994	1:35.163	2	
3	16	Andreas Estner	35.555	16	Andreas Estner	33.214	15	Sebastian Estner	26.290	3	15	Sebastian Estner	1:35.042	1:35.362	4	
4	6	Ido Cohen	35.564	31	Zane Maloney	33.323	26	Ayrton Simmons	26.311	4	31	Zane Maloney	1:35.265	1:35.317	3	
5	31	Zane Maloney	35.625	33	Manuel Maldonado	33.448	31	Zane Maloney	26.317	5	33	Manuel Maldonado	1:35.616	1:35.695	5	
6	33	Manuel Maldonado	35.709	6	Ido Cohen	33.509	33	Manuel Maldonado	26.459	6	6	Ido Cohen	1:35.642	1:36.220	8	
7	26	Ayrton Simmons	35.710	4	Niklas Krütten	33.640	4	Niklas Krütten	26.474	7	26	Ayrton Simmons	1:35.775	1:35.775	6	
8	4	Niklas Krütten	35.754	26	Ayrton Simmons	33.754	99	Rui Andrade	26.505	8	4	Niklas Krütten	1:35.868	1:35.905	7	
9	25	Alexandre Bardinon	35.775	12	Glenn Van Berlo	34.030	6	Ido Cohen	26.569	9	34	Shihab Al-Habsi	1:36.461	1:36.605	9	
10	99	Rui Andrade	35.783	34	Shihab Al-Habsi	34.063	34	Shihab Al-Habsi	26.594	10	25	Alexandre Bardinon	1:36.522	1:36.609	10	
11	34	Shihab Al-Habsi	35.804	25	Alexandre Bardinon	34.078	25	Alexandre Bardinon	26.669	11	99	Rui Andrade	1:36.527	1:36.681	11	
12	12	Glenn Van Berlo	35.810	99	Rui Andrade	34.239	12	Glenn Van Berlo	26.748	12	12	Glenn Van Berlo	1:36.588	1:36.729	12	



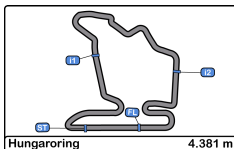


Hungaroring
Euroformula Open
Race - 1
Leader Sequence



<u>Nº</u>	<u>Entrant</u>	<u>Nat</u>	<u>Driver</u>	<u>Nat</u>	<u>Cat</u>	<u>Chassis</u>	<u>Team</u>	<u>Start Lap</u>	<u>End Lap</u>	<u>Laps</u>	<u>Total Laps</u>
20	CryptoTower Racing	 CHN	Yifei Ye	 CHN		Dallara F320 Spiess	Cryptotower Racing	1	17	17	17



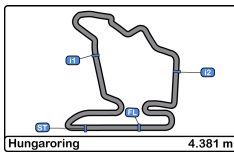


Hungaroring
Euroformula Open
Race - 1
Best 5 Lap Times



Cls	Nº	Entrant	Nat	Driver	Nat	Cat	Cls	Chassis - Engine	Team	Best 1		Best 2		Best 3		Best 4		Best 5	
										Time	Lap	Time	Lap	Time	Lap	Time	Lap	Time	Lap
1	20	CryptoTower Racing		Yifei Ye				Dallara F320 Spiess	Cryptotower Racing	1:34.764	14	1:34.895	6	1:34.948	5	1:34.954	8	1:35.001	7
2	16	Van Amersfoort Racing		Andreas Estner				Dallara F320 HWA	Van Amersfoort Racing	1:35.163	6	1:35.230	8	1:35.264	9	1:35.327	5	1:35.332	4
3	31	Carlin		Zane Maloney		R	1	Dallara F320 Spiess	Carlin	1:35.317	6	1:35.426	4	1:35.533	7	1:35.602	5	1:35.711	10
4	15	Van Amersfoort Racing		Sebastian Estner		R	2	Dallara F320 HWA	Van Amersfoort Racing	1:35.362	9	1:35.369	7	1:35.390	10	1:35.435	6	1:35.478	4
5	33	Team Motopark		Manuel Maldonado				Dallara F320 Spiess	Team Motopark	1:35.695	4	1:36.138	7	1:36.255	5	1:36.398	3	1:36.443	8
6	26	Double R		Ayrton Simmons				Dallara F320 HWA	Double R	1:35.775	4	1:36.401	12	1:36.440	14	1:36.454	7	1:36.472	10
7	4	Team Motopark		Niklas Krütten		R	3	Dallara F320 Spiess	Team Motopark	1:35.905	4	1:36.342	8	1:36.473	12	1:36.480	16	1:36.503	15
8	6	Carlin		Ido Cohen				Dallara F320 Spiess	Carlin	1:36.220	4	1:36.243	6	1:36.346	14	1:36.363	3	1:36.367	13
9	34	Drivex		Shihab Al-Habsi		R	4	Dallara F320 HWA	DRIVEX	1:36.605	5	1:36.866	4	1:36.888	13	1:36.921	6	1:37.042	15
10	25	Van Amersfoort Racing		Alexandre Bardinon				Dallara F320 HWA	Van Amersfoort Racing	1:36.609	7	1:36.726	5	1:36.926	16	1:37.071	11	1:37.104	15
11	99	CryptoTower Racing		Rui Andrade				Dallara F320 Spiess	Cryptotower Racing	1:36.681	5	1:36.911	10	1:36.946	4	1:37.033	13	1:37.107	7
12	12	Drivex		Glenn Van Berlo		R	5	Dallara F320 HWA	DRIVEX	1:36.729	4	1:36.817	6	1:36.934	11	1:36.940	8	1:37.107	15



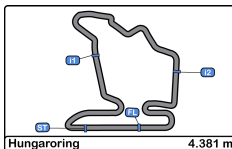


Hungaroring
Euroformula Open
Race - 1
Best 5 Top Speeds



Cls	Nº	Entrant	Nat	Driver	Nat	Cat	Cls	Chassis - Engine	Team	Top 1		Top 2		Top 3		Top 4		Top 5		Avg
										Km/h	Lap	Km/h	Lap	Km/h	Lap	Km/h	Lap	Km/h	Lap	
1	26	Double R	GBR	Ayrton Simmons	GBR			Dallara F320 HWA	Double R	226.4	5	225.4	9	224.5	12	224.5	14	224.0	16	225.0
2	99	CryptoTower Racing	JPN	Rui Andrade	AGO			Dallara F320 Spiess	Cryptotower Racing	225.9	15	223.1	12	223.1	13	223.1	14	222.2	2	223.5
3	6	Carlin	GBR	Ido Cohen	ISR			Dallara F320 Spiess	Carlin	225.4	15	224.0	7	223.6	14	223.1	4	223.1	13	223.8
4	15	Van Amersfoort Racing	NLD	Sebastian Estner	DEU	R	1	Dallara F320 HWA	Van Amersfoort Racing	224.0	15	223.6	14	222.6	16	222.2	5	222.2	12	222.9
5	4	Team Motopark	DEU	Niklas Krütten	DEU	R	2	Dallara F320 Spiess	Team Motopark	223.1	2	222.2	3	221.7	6	221.3	4	221.3	5	221.9
6	31	Carlin	GBR	Zane Maloney	BRB	R	3	Dallara F320 Spiess	Carlin	223.1	13	222.6	4	222.6	5	222.6	7	222.6	14	222.7
7	33	Team Motopark	DEU	Manuel Maldonado	VEN			Dallara F320 Spiess	Team Motopark	223.1	2	219.5	7	219.5	14	219.5	15	219.0	4	220.1
8	20	CryptoTower Racing	JPN	Yifei Ye	CHN			Dallara F320 Spiess	Cryptotower Racing	222.6	15	221.7	12	221.7	13	221.7	16	221.3	4	221.8
9	34	Drivex	ESP	Shihab Al-Habsi	OMN	R	4	Dallara F320 HWA	DRIVEX	222.6	13	222.2	2	221.7	3	221.7	12	221.7	15	222.0
10	12	Drivex	ESP	Glenn Van Berlo	NLD	R	5	Dallara F320 HWA	DRIVEX	221.3	4	221.3	15	220.8	5	220.8	12	220.8	13	221.0
11	25	Van Amersfoort Racing	NLD	Alexandre Bardinon	FRA			Dallara F320 HWA	Van Amersfoort Racing	221.3	4	220.8	3	220.8	8	220.8	14	220.4	2	220.8
12	16	Van Amersfoort Racing	NLD	Andreas Estner	DEU			Dallara F320 HWA	Van Amersfoort Racing	220.8	5	220.8	12	220.8	13	220.8	14	220.8	15	220.8



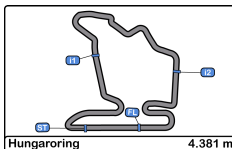


Hungaroring
Euroformula Open
Race - 1
Fastest Laps Sequence



Lap	Time of Day	Session Time	Nº	Entrant	Nat	Driver	Nat	Cat	Chassis - Engine	Team	Time	Km/h
2	13:21:04.517	3:17.517	20	CryptoTower Racing Team		Yifei Ye		CHN	Dallara F320 Spiess	Cryptotower Racing Team	1:35.655	164.8
3	13:22:41.056	4:54.056	16	Van Amersfoort Racing		Andreas Estner		DEU	Dallara F320 HWA	Van Amersfoort Racing	1:35.548	165.0
3	13:22:41.983	4:54.983	15	Van Amersfoort Racing		Sebastian Estner		DEU	R Dallara F320 HWA	Van Amersfoort Racing	1:35.542	165.0
4	13:24:15.465	6:28.465	20	CryptoTower Racing Team		Yifei Ye		CHN	Dallara F320 Spiess	Cryptotower Racing Team	1:35.255	165.5
5	13:25:50.413	8:03.413	20	CryptoTower Racing Team		Yifei Ye		CHN	Dallara F320 Spiess	Cryptotower Racing Team	1:34.948	166.1
6	13:27:25.308	9:38.308	20	CryptoTower Racing Team		Yifei Ye		CHN	Dallara F320 Spiess	Cryptotower Racing Team	1:34.895	166.2
14	13:40:05.869	22:18.869	20	CryptoTower Racing Team		Yifei Ye		CHN	Dallara F320 Spiess	Cryptotower Racing Team	1:34.764	166.4



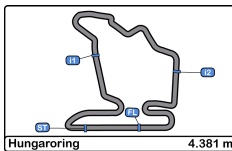


Hungaroring
Euroformula Open
Race - 1
Event Best Maximum Speed



Nº	Entrant	Nat	Driver	Nat	Cat	Clas	Chassis - Engine	Team	Km/h	Session	
26	Double R		GBR Ayrton Simmons		GBR		Dallara F320 HWA	Double R	226.8	Qualifying - 1	
99	CryptoTower Racing Team		JPN Rui Andrade		AGO		Dallara F320 Spiess	Cryptotower Racing Team	225.9	Race - 1	
31	Carlin		GBR Zane Maloney		BRB	R	1	Dallara F320 Spiess	Carlin	225.4	Free Practice - 1
6	Carlin		GBR Ido Cohen		ISR		Dallara F320 Spiess	Carlin	225.4	Race - 1	
15	Van Amersfoort Racing		NLD Sebastian Estner		DEU	R	2	Dallara F320 HWA	Van Amersfoort Racing	224.0	Race - 1
20	CryptoTower Racing Team		JPN Yifei Ye		CHN		Dallara F320 Spiess	Cryptotower Racing Team	223.6	Free Practice - 1	
16	Van Amersfoort Racing		NLD Andreas Estner		DEU		Dallara F320 HWA	Van Amersfoort Racing	223.6	Free Practice - 1	
33	Team Motopark		DEU Manuel Maldonado		VEN		Dallara F320 Spiess	Team Motopark	223.1	Race - 1	
4	Team Motopark		DEU Niklas Krütten		DEU	R	3	Dallara F320 Spiess	Team Motopark	223.1	Race - 1
25	Van Amersfoort Racing		NLD Alexandre Bardinon		FRA		Dallara F320 HWA	Van Amersfoort Racing	222.6	Free Practice - 1	
34	Drivex		ESP Shihab Al-Habsi		OMN	R	4	Dallara F320 HWA	DRIVEX	222.6	Race - 1
12	Drivex		ESP Glenn Van Berlo		NLD	R	5	Dallara F320 HWA	DRIVEX	221.7	Free Practice - 1





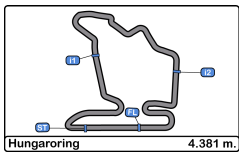
Hungaroring
Euroformula Open
Race - 1
Lap Chart



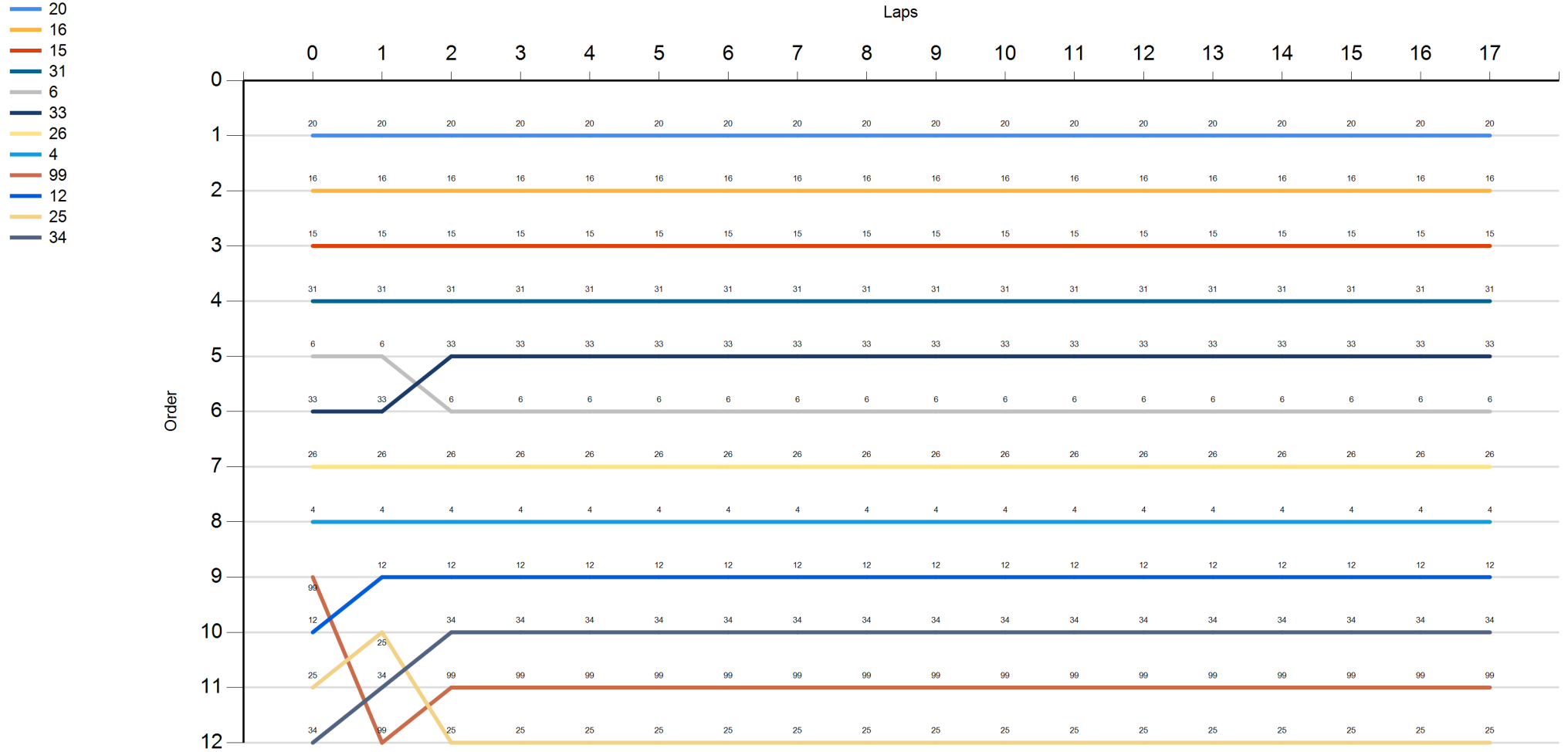
LAP

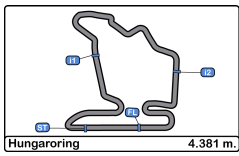
Nr	Po	Grid	1	2	3	4	5	6	7	8	9	10	11	12	13	14	15	16	17
20	1	20	20	20	20	20	20	20	20	20	20	20	20	20	20	20	20	20	20
16	2	16	16	16	16	16	16	16	16	16	16	16	16	16	16	16	16	16	16
15	3	15	15	15	15	15	15	15	15	15	15	15	15	15	15	15	15	15	15
31	4	31	31	31	31	31	31	31	31	31	31	31	31	31	31	31	31	31	31
6	5	6	6	33	33	33	33	33	33	33	33	33	33	33	33	33	33	33	33
33	6	33	33	6	6	6	6	6	6	6	6	6	6	6	6	6	6	6	6
26	7	26	26	26	26	26	26	26	26	26	26	26	26	26	26	26	26	26	26
4	8	4	4	4	4	4	4	4	4	4	4	4	4	4	4	4	4	4	4
99	9	99	12	12	12	12	12	12	12	12	12	12	12	12	12	12	12	12	12
12	10	12	25	34	34	34	34	34	34	34	34	34	34	34	34	34	34	34	34
25	11	25	34	99	99	99	99	99	99	99	99	99	99	99	99	99	99	99	99
34	12	34	99	25	25	25	25	25	25	25	25	25	25	25	25	25	25	25	25





Hungaroring
Euroformula Open
Race - 1
Graphic Lap Chart





Hungaroring
Euroformula Open
Race - 1
Pit Stop Analysis



<u>Nr.</u>	<u>In Day Time</u>	<u>Entrant</u>	<u>Nat</u>	<u>Driver</u>	<u>Nat</u>	<u>Cat</u>	<u>Chassis - Engine</u>	<u>Team</u>	<u>In Time</u>	<u>Stop N°</u>	<u>Pit Time</u>	<u>Handicap</u>	<u>Penalty</u>
------------	--------------------	----------------	------------	---------------	------------	------------	-------------------------	-------------	----------------	----------------	-----------------	-----------------	----------------

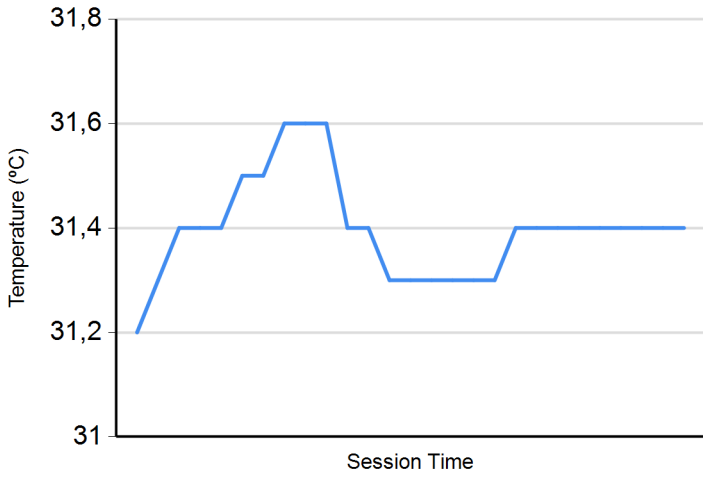




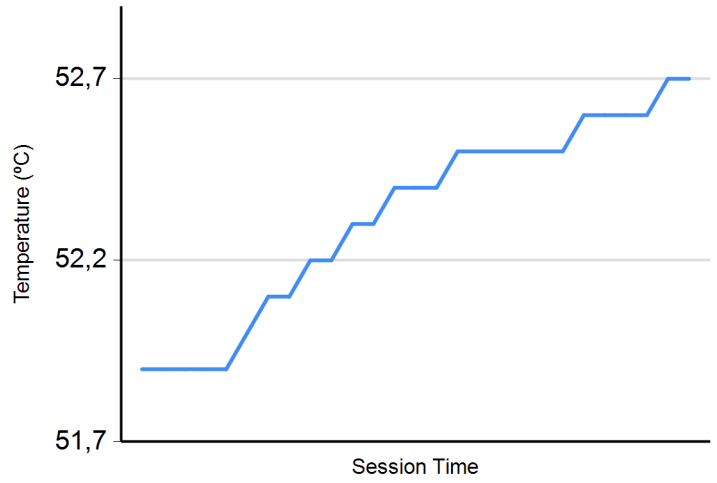
Hungaroring
Euroformula Open
Race - 1
Weather Report



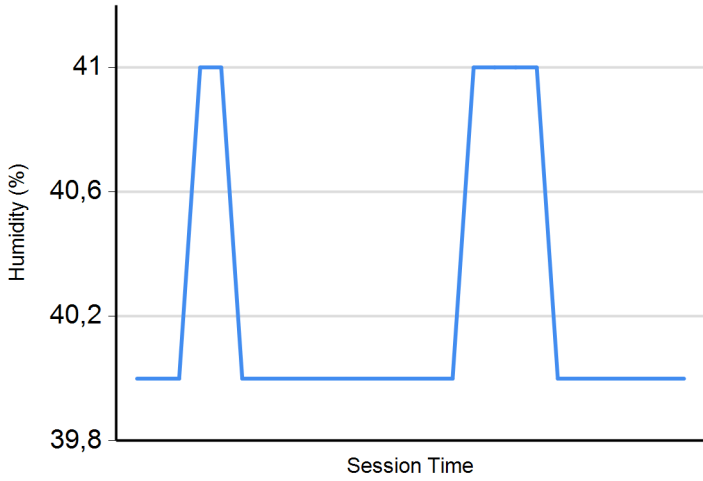
Air Temperature



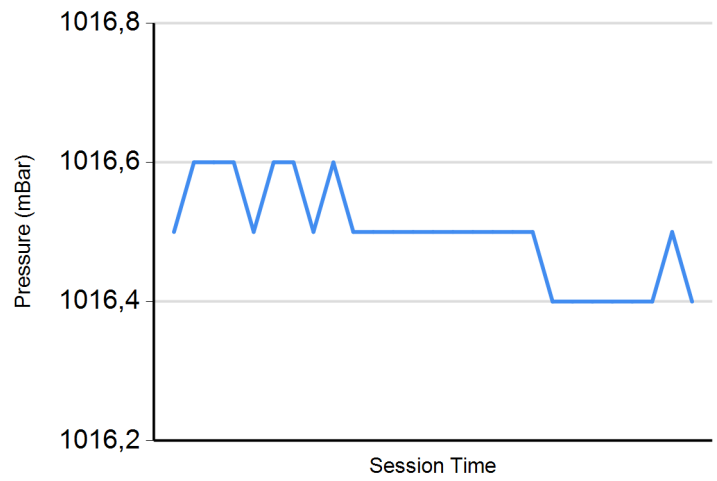
Track Temperature



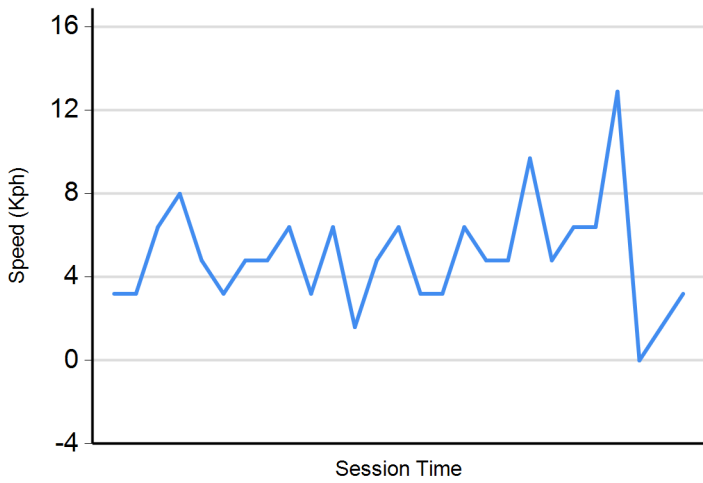
Humidity



Pressure



Wind Speed



Wind direction

North = 0°/360° Est = 90° South = 180° West = 270°

