

Hungaroring
Euroformula Open
Qualifying - 2
Provisional Results



Clas	Nº	Entrant	Nat	Driver	Nat	Cat	Clas	Chassis - Engine	Team	Laps	Best	Time	Gap	Interval	Km/h
1	20	CryptoTower Racing	JPN	Yifei Ye	CHN			Dallara F320 Spiess	Cryptotower Racing	10	8	1:32.936			169.7
2	16	Van Amersfoort	NLD	Andreas Estner	DEU			Dallara F320 HWA	Van Amersfoort	11	9	1:33.214	0.278	0.278	169.1
3	15	Van Amersfoort	NLD	Sebastian Estner	DEU	R	1	Dallara F320 HWA	Van Amersfoort	11	10	1:33.280	0.344	0.066	169.0
4	31	Carlin	GBR	Zane Maloney	BRB	R	2	Dallara F320 Spiess	Carlin	11	10	1:33.562	0.626	0.282	168.5
5	4	Team Motopark	DEU	Niklas Krütten	DEU	R	3	Dallara F320 Spiess	Team Motopark	11	9	1:33.837	0.901	0.275	168.0
6	6	Carlin	GBR	Ido Cohen	ISR			Dallara F320 Spiess	Carlin	13	10	1:33.849	0.913	0.012	168.0
7	33	Team Motopark	DEU	Manuel Maldonado	VEN			Dallara F320 Spiess	Team Motopark	11	9	1:33.897	0.961	0.048	167.9
8	26	Double R	GBR	Ayrton Simmons	GBR			Dallara F320 HWA	Double R	12	8	1:34.013	1.077	0.116	167.7
9	25	Van Amersfoort	NLD	Alexandre Bardinon	FRA			Dallara F320 HWA	Van Amersfoort	14	11	1:34.270	1.334	0.257	167.3
10	99	CryptoTower Racing	JPN	Rui Andrade	AGO			Dallara F320 Spiess	Cryptotower Racing	12	9	1:34.406	1.470	0.136	167.0
11	34	Drivex	ESP	Shihab Al-Habsi	OMN	R	4	Dallara F320 HWA	DRIVEX	12	10	1:34.907	1.971	0.501	166.1
12	12	Drivex	ESP	Glenn Van Berlo	NLD	R	5	Dallara F320 HWA	DRIVEX	12	10	1:35.040	2.104	0.133	165.9

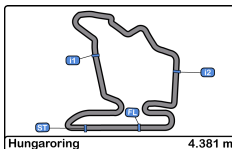
CAR #6 TIME 1:37.708 DELETED TRACK LIMITS AT T 11

Published at:.....

Track Temp: 39.4 °C Air Temp: 28.0 °C Humidity: 54 % Track Status: DRY

Stewards:	Race Director:	Timekeeper: 
-----------	----------------	---





Hungaroring
Euroformula Open
Qualifying - 2
Provisional Results by Class



Clas	Nº	Entrant	Nat	Driver	Nat	Cat	Clas	Chassis - Engine	Team	Laps	Best	Time	Gap	Interval	Km/h
1	20	CryptoTower Racing	JPN	Yifei Ye	CHN			Dallara F320 Spiess	Cryptotower Racing	10	8	1:32.936			169.7
2	16	Van Amersfoort	NLD	Andreas Estner	DEU			Dallara F320 HWA	Van Amersfoort	11	9	1:33.214	0.278	0.278	169.1
3	6	Carlin	GBR	Ido Cohen	ISR			Dallara F320 Spiess	Carlin	13	10	1:33.849	0.913	0.635	168.0
4	33	Team Motopark	DEU	Manuel Maldonado	VEN			Dallara F320 Spiess	Team Motopark	11	9	1:33.897	0.961	0.048	167.9
5	26	Double R	GBR	Ayrton Simmons	GBR			Dallara F320 HWA	Double R	12	8	1:34.013	1.077	0.116	167.7
6	25	Van Amersfoort	NLD	Alexandre Bardinon	FRA			Dallara F320 HWA	Van Amersfoort	14	11	1:34.270	1.334	0.257	167.3
7	99	CryptoTower Racing	JPN	Rui Andrade	AGO			Dallara F320 Spiess	Cryptotower Racing	12	9	1:34.406	1.470	0.136	167.0

Rookie

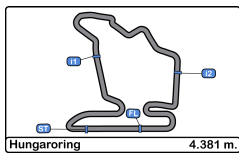
1	15	Van Amersfoort	NLD	Sebastian Estner	DEU	R	1	Dallara F320 HWA	Van Amersfoort	11	10	1:33.280			169.0
2	31	Carlin	GBR	Zane Maloney	BRB	R	2	Dallara F320 Spiess	Carlin	11	10	1:33.562	0.282	0.282	168.5
3	4	Team Motopark	DEU	Niklas Krütten	DEU	R	3	Dallara F320 Spiess	Team Motopark	11	9	1:33.837	0.557	0.275	168.0
4	34	Drivex	ESP	Shihab Al-Habsi	OMN	R	4	Dallara F320 HWA	DRIVEX	12	10	1:34.907	1.627	1.070	166.1
5	12	Drivex	ESP	Glenn Van Berlo	NLD	R	5	Dallara F320 HWA	DRIVEX	12	10	1:35.040	1.760	0.133	165.9

Published at:.....

Track Temp: 39.4 °C Air Temp: 28.0 °C Humidity: 54 % Track Status: DRY

Stewards:	Race Director:	Timekeeper:
------------------	-----------------------	--------------------





Hungaroring
Euroformula Open
Qualifying - 2
Lap Analysis



4 Niklas Krütten **Dallara F320 Spiess** **15** Sebastian Estner **Dallara F320 HWA**
 R Team Motopark R Van Amersfoort Racing

Lap	D	Time	Sector 1	Sector 2	Sector 3	T. Spd	Elapsed	Lap	D	Time	Sector 1	Sector 2	Sector 3	T. Spd	Elapsed
1		9:38:42.446	9:37:36.915	37.428	28.103		9:38:42.446	1		9:37:42.867	9:36:34.619	39.153	29.095		9:37:42.867
2		1:41.999	37.192	34.558	30.249	209.3	9:40:24.445	2		1:45.837	41.197	36.945	27.695	215.1	9:39:28.704
3		1:38.523	36.871	33.613	28.039	205.3	9:42:02.968	3		1:34.845	35.780	32.891	26.174	217.7	9:41:03.549
4		1:36.609	35.632	34.575	26.402	218.6	9:43:39.577	4		1:35.389	35.932	33.082	26.375	218.6	9:42:38.938
5		1:34.943	35.533	33.106	26.304	220.4	9:45:14.520	5		1:34.479	35.590	32.728	26.161	219.9	9:44:13.417
6		1:40.834 P	35.666	33.911	31.257	219.9	9:46:55.354	6		1:44.042 P	35.570	33.229	35.243	220.8	9:45:57.459
7		8:29.037	7:24.407	36.926	27.704		9:55:24.391	7		7:38.323	6:31.884	38.893	27.546		9:53:35.782
8		1:38.098	36.984	33.904	27.210	205.7	9:57:02.489	8		1:36.903	36.606	34.120	26.177	218.6	9:55:12.685
9		1:33.837	35.346	32.464	26.027	220.4	9:58:36.326	9		1:33.606	35.264	32.480	25.862	220.8	9:56:46.291
10		1:35.466	35.179	34.165	26.122	221.7	10:00:11.792	10		1:33.280	35.169	32.345	25.766	221.7	9:58:19.571
11		1:52.836 P	38.498	39.736	34.602	221.3	10:02:04.628	11		1:33.557	35.146	32.384	26.027	222.6	9:59:53.128
12								12			36.068	35.802		221.3	

6 Ido Cohen **Dallara F320 Spiess** **16** Andreas Estner **Dallara F320 HWA**
 R Carlin R Van Amersfoort Racing

Lap	D	Time	Sector 1	Sector 2	Sector 3	T. Spd	Elapsed	Lap	D	Time	Sector 1	Sector 2	Sector 3	T. Spd	Elapsed
1		9:36:58.549	9:35:50.894	38.786	28.869		9:36:58.549	1		9:37:42.599	9:36:32.332	40.479	29.788		9:37:42.599
2		1:40.962	37.163	35.795	28.004	216.0	9:38:39.511	2		1:42.669	38.867	36.779	27.023	213.0	9:39:25.268
3		1:37.708	35.785		2:05.712	218.6	9:40:17.219	3		1:34.427	35.602	32.734	26.091	219.0	9:40:59.695
4		1:35.372	35.539	33.139	26.694	219.5	9:41:52.591	4		1:33.906	35.415	32.581	25.910	218.6	9:42:33.601
5		1:40.836	37.013	36.671	27.152	216.8	9:43:33.427	5		1:33.825	35.340	32.562	25.923	219.9	9:44:07.426
6		1:34.747	35.458	33.012	26.277	220.8	9:45:08.174	6		1:39.738 P	35.587	33.665	30.486	220.4	9:45:47.164
7		1:43.713 P	36.440	35.538	31.735	219.9	9:46:51.887	7		7:18.701	6:10.385	39.223	29.093		9:53:05.865
8		7:38.534	6:32.876	37.351	28.307		9:54:30.421	8		1:39.502	38.113	35.048	26.341	199.6	9:54:45.367
9		1:37.274	36.315	34.574	26.385	217.3	9:56:07.695	9		1:33.214	35.250	32.192	25.772	219.5	9:56:18.581
10		1:33.849	35.296	32.596	25.957	220.8	9:57:41.544	10		1:36.957	35.092	34.483	27.382	221.7	9:57:55.538
11		1:38.199	35.377	36.052	26.770	221.3	9:59:19.743	11		1:33.537	35.116	32.458	25.963	221.7	9:59:29.075
12		1:33.894	35.136	32.618	26.140	221.3	10:00:53.637	12			37.396	40.070		221.3	
13		1:51.400 P	38.542	37.989	34.869	220.8	10:02:45.037								

12 Glenn Van Berlo **Dallara F320 HWA** **20** Yifei Ye **Dallara F320 Spiess**
 R Drivex R CryptoTower Racing Team

Lap	D	Time	Sector 1	Sector 2	Sector 3	T. Spd	Elapsed	Lap	D	Time	Sector 1	Sector 2	Sector 3	T. Spd	Elapsed
1		9:37:05.608	9:35:59.374	37.941	28.293		9:37:05.608	1		9:38:33.168	9:37:25.637	38.552	28.979		9:38:33.168
2		1:40.519	37.266	35.826	27.427	215.1	9:38:46.127	2		1:48.174	37.238	37.025	33.911	215.5	9:40:21.342
3		1:36.691	36.152	33.763	26.776	217.3	9:40:22.818	3		1:34.024	35.474	32.633	25.917	219.0	9:41:55.366
4		1:41.892	37.936	36.481	27.475	220.4	9:42:04.710	4		1:33.777	35.279	32.510	25.988	220.4	9:43:29.143
5		1:36.272	35.756	33.594	26.922	219.9	9:43:40.982	5		1:42.207 P	35.843	34.199	32.165	220.4	9:45:11.350
6		1:44.427 P	35.819	36.407	32.201	219.9	9:45:25.409	6		9:39.412	8:35.353	35.963	28.096		9:54:50.762
7		8:13.566	7:01.212	42.048	30.306		9:53:38.975	7		1:38.428	37.135	34.391	26.902	217.7	9:56:29.190
8		1:41.362	37.958	34.769	28.635	215.5	9:55:20.337	8		1:32.936	35.108	32.042	25.786	220.8	9:58:02.126
9		1:35.283	35.854	33.197	26.232	219.0	9:56:55.620	9		1:33.120	35.120	32.223	25.777	222.2	9:59:35.246
10		1:35.040	35.659	33.079	26.302	219.9	9:58:30.660	10		1:59.289 P	40.098	39.440	39.751	222.2	10:01:34.535
11		1:35.280	35.645	33.105	26.530	219.9	10:00:05.940								
12		1:55.483 P	41.854	40.695	32.934	219.5	10:02:01.423								





Hungaroring
Euroformula Open
Qualifying - 2
Lap Analysis



25

Alexandre Bardion

Dallara F320 HWA

33

Manuel Maldonado

Dallara F320 Spiess

Van Amersfoort Racing

Team Motopark

Lap	D	Time	Sector 1	Sector 2	Sector 3	T. Spd	Elapsed	Lap	D	Time	Sector 1	Sector 2	Sector 3	T. Spd	Elapsed
1		9:37:46.377	9:36:37.253	39.120	30.004		9:37:46.377	1		9:38:33.679	9:37:24.254	39.681	29.744		9:38:33.679
2		1:49.947	42.486	36.608	30.853	184.6	9:39:36.324	2		1:48.769	38.711	36.040	34.018	213.4	9:40:22.448
3		1:34.995	35.776	32.925	26.294	218.6	9:41:11.319	3		1:37.876	35.859	34.094	27.923	217.3	9:42:00.324
4		1:35.893	35.690	33.842	26.361	219.0	9:42:47.212	4		1:35.273	35.703	33.190	26.380	217.7	9:43:35.597
5		1:46.545	41.240	37.222	28.083	179.4	9:44:33.757	5		1:35.091	35.445	33.256	26.390	219.9	9:45:10.688
6		1:34.769	35.574	32.852	26.343	220.4	9:46:08.526	6		1:42.752 P	35.915	34.674	32.163	219.9	9:46:53.440
7		1:42.125 P	36.009	34.279	31.837	219.0	9:47:50.651	7		9:05.162	8:01.074	36.394	27.694		9:55:58.602
8		4:26.390	3:21.199	37.372	27.819		9:52:17.041	8		1:37.259	36.864	34.540	25.855	211.7	9:57:35.861
9		1:40.560	38.248	35.467	26.845	197.4	9:53:57.601	9		1:33.897	35.314	32.692	25.891	221.3	9:59:09.758
10		1:34.307	35.488	32.798	26.021	220.8	9:55:31.908	10		1:33.917	35.289	32.643	25.985	221.7	10:00:43.675
11		1:34.270	35.221	32.571	26.478	222.2	9:57:06.178	11		1:55.277 P	40.998	38.169	36.110	221.3	10:02:38.952
12		1:49.959	41.073	41.524	27.362	221.7	9:58:56.137								
13		1:34.442	35.354	32.940	26.148	221.3	10:00:30.579								
14		1:54.961 P	41.601	38.761	34.599	197.0	10:02:25.540								

26

Ayrton Simons

Dallara F320 HWA

34

Shihab Al-Habsi

Dallara F320 HWA

R

Drivex

Lap	D	Time	Sector 1	Sector 2	Sector 3	T. Spd	Elapsed	Lap	D	Time	Sector 1	Sector 2	Sector 3	T. Spd	Elapsed
1		9:37:12.216	9:36:05.338	38.400	28.478		9:37:12.216	1		9:37:17.869	9:36:10.140	39.215	28.514		9:37:17.869
2		1:41.841	38.165	36.149	27.527	203.0	9:38:54.057	2		1:42.449	36.855	36.903	28.691	215.5	9:39:00.318
3		1:35.557	35.940	33.196	26.421	220.8	9:40:29.614	3		1:37.487	36.280	34.309	26.898	218.6	9:40:37.805
4		1:38.824	35.524	33.001	30.299	220.4	9:42:08.438	4		1:36.421	35.995	33.798	26.628	218.6	9:42:14.226
5		1:46.974 P	35.760	36.063	35.151	219.0	9:43:55.412	5		1:35.872	35.705	33.657	26.510	218.1	9:43:50.098
6		8:37.244	7:32.995	36.813	27.436		9:52:32.656	6		1:45.883 P	36.889	35.433	33.561	218.6	9:45:35.981
7		1:42.258	38.235	35.022	29.001	209.7	9:54:14.914	7		5:22.284	4:19.181	36.409	26.694		9:50:58.265
8		1:34.013	35.460	32.638	25.915	220.4	9:55:48.927	8		1:35.554	35.804	33.507	26.243	215.1	9:52:33.819
9		1:34.230	35.348	32.836	26.046	222.2	9:57:23.157	9		1:35.234	35.711	33.319	26.204	218.6	9:54:09.053
10		1:38.238	35.556	32.796	29.886	223.1	9:59:01.395	10		1:34.907	35.512	33.100	26.295	219.0	9:55:43.960
11		1:34.746	35.680	32.986	26.080	221.3	10:00:36.141	11		1:35.028	35.586	33.257	26.185	220.8	9:57:18.988
12		1:52.007 P	39.392	37.699	34.916	223.6	10:02:28.148	12		1:59.351 P	42.848	37.386	39.117	217.7	9:59:18.339

31

Zane Maloney

Dallara F320 Spiess

99

Rui Andrade

Dallara F320 Spiess

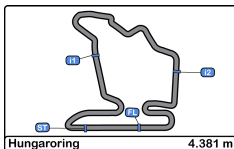
R

Carlin

CryptoTower Racing Team

Lap	D	Time	Sector 1	Sector 2	Sector 3	T. Spd	Elapsed	Lap	D	Time	Sector 1	Sector 2	Sector 3	T. Spd	Elapsed
1		9:36:54.101	9:35:49.543	36.205	28.353		9:36:54.101	1		9:37:15.005	9:36:08.970	37.609	28.426		9:37:15.005
2		1:41.415	37.887	35.260	28.268	215.1	9:38:35.516	2		1:44.311	37.738	37.078	29.495	212.1	9:38:59.316
3		1:39.511	36.350	35.328	27.833	217.7	9:40:15.027	3		1:36.971	35.948	33.648	27.375	217.3	9:40:36.287
4		1:34.689	35.628	32.890	26.171	217.7	9:41:49.716	4		1:35.596	35.757	33.371	26.468	216.8	9:42:11.883
5		1:34.624	35.543	32.876	26.205	218.6	9:43:24.340	5		1:35.443	35.554	33.465	26.424	219.5	9:43:47.326
6		1:38.850 P	35.608	32.875	30.367	218.6	9:45:03.190	6		1:43.120 P	36.472	33.578	33.070	219.5	9:45:30.446
7		8:34.841	7:30.961	36.033	27.847		9:53:38.031	7		9:22.823	8:18.543	36.877	27.403		9:54:53.269
8		1:39.665	37.264	34.394	28.007	217.7	9:55:17.696	8		1:40.465	37.310	34.187	28.968	200.3	9:56:33.734
9		1:33.703	35.319	32.559	25.825	219.9	9:56:51.399	9		1:34.406	35.505	32.790	26.111	219.9	9:58:08.140
10		1:33.562	35.240	32.389	25.933	221.3	9:58:24.961	10		1:35.249	35.489	33.139	26.621	221.3	9:59:43.389
11		1:43.060 P	37.167	35.200	30.693	220.4	10:00:08.021	11		1:35.798	35.403	33.311	27.084	220.8	10:01:19.187
								12		1:46.992 P	38.200	35.363	33.429	198.1	10:03:06.179



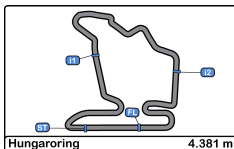


Hungaroring
Euroformula Open
Qualifying - 2
Best Sectors Results



Sector - 1				Sector - 2				Sector - 3				Ideal Lap vs Best Lap				
Clas	Nº	Driver	Time	Nº	Driver	Time	Nº	Driver	Time	Clas	Nº	Driver	Ideal Lap	Best Lap	Clas	
1	16	Andreas Estner	35.092	20	Yifei Ye	32.042	15	Sebastian Estner	25.766	1	20	Yifei Ye	1:32.927	1:32.936	1	
2	20	Yifei Ye	35.108	16	Andreas Estner	32.192	16	Andreas Estner	25.772	2	16	Andreas Estner	1:33.056	1:33.214	2	
3	6	Ido Cohen	35.136	15	Sebastian Estner	32.345	20	Yifei Ye	25.777	3	15	Sebastian Estner	1:33.257	1:33.280	3	
4	15	Sebastian Estner	35.146	31	Zane Maloney	32.389	31	Zane Maloney	25.825	4	31	Zane Maloney	1:33.454	1:33.562	4	
5	4	Niklas Krütten	35.179	4	Niklas Krütten	32.464	33	Manuel Maldonado	25.855	5	4	Niklas Krütten	1:33.670	1:33.837	5	
6	25	Alexandre Bardinon	35.221	25	Alexandre Bardinon	32.571	26	Ayrton Simmons	25.915	6	6	Ido Cohen	1:33.689	1:33.849	6	
7	31	Zane Maloney	35.240	6	Ido Cohen	32.596	6	Ido Cohen	25.957	7	33	Manuel Maldonado	1:33.787	1:33.897	7	
8	33	Manuel Maldonado	35.289	26	Ayrton Simmons	32.638	25	Alexandre Bardinon	26.021	8	25	Alexandre Bardinon	1:33.813	1:34.270	9	
9	26	Ayrton Simmons	35.348	33	Manuel Maldonado	32.643	4	Niklas Krütten	26.027	9	26	Ayrton Simmons	1:33.901	1:34.013	8	
10	99	Rui Andrade	35.403	99	Rui Andrade	32.790	99	Rui Andrade	26.111	10	99	Rui Andrade	1:34.304	1:34.406	10	
11	34	Shihab Al-Habsi	35.512	12	Glenn Van Berlo	33.079	34	Shihab Al-Habsi	26.185	11	34	Shihab Al-Habsi	1:34.797	1:34.907	11	
12	12	Glenn Van Berlo	35.645	34	Shihab Al-Habsi	33.100	12	Glenn Van Berlo	26.232	12	12	Glenn Van Berlo	1:34.956	1:35.040	12	



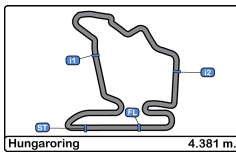


Hungaroring
Euroformula Open
Qualifying - 2
Best 5 Lap Times



Cls	Nº	Entrant	Nat	Driver	Nat	Cat	Cls	Chassis - Engine	Team	Best 1		Best 2		Best 3		Best 4		Best 5	
										Time	Lap	Time	Lap	Time	Lap	Time	Lap	Time	Lap
1	20	CryptoTower Racing		Yifei Ye				Dallara F320 Spiess	Cryptotower Racing	1:32.936	8	1:33.120	9	1:33.777	4	1:34.024	3	1:38.428	7
2	16	Van Amersfoort Racing		Andreas Estner				Dallara F320 HWA	Van Amersfoort Racing	1:33.214	9	1:33.537	11	1:33.825	5	1:33.906	4	1:34.427	3
3	15	Van Amersfoort Racing		Sebastian Estner		R	1	Dallara F320 HWA	Van Amersfoort Racing	1:33.280	10	1:33.557	11	1:33.606	9	1:34.479	5	1:34.845	3
4	31	Carlin		Zane Maloney		R	2	Dallara F320 Spiess	Carlin	1:33.562	10	1:33.703	9	1:34.624	5	1:34.689	4	1:38.850	6
5	4	Team Motopark		Niklas Krütten		R	3	Dallara F320 Spiess	Team Motopark	1:33.837	9	1:34.943	5	1:35.466	10	1:36.609	4	1:38.098	8
6	6	Carlin		Ido Cohen				Dallara F320 Spiess	Carlin	1:33.849	10	1:33.894	12	1:34.747	6	1:35.372	4	1:37.274	9
7	33	Team Motopark		Manuel Maldonado				Dallara F320 Spiess	Team Motopark	1:33.897	9	1:33.917	10	1:35.091	5	1:35.273	4	1:37.259	8
8	26	Double R		Ayrton Simmons				Dallara F320 HWA	Double R	1:34.013	8	1:34.230	9	1:34.746	11	1:35.557	3	1:38.238	10
9	25	Van Amersfoort Racing		Alexandre Bardinon				Dallara F320 HWA	Van Amersfoort Racing	1:34.270	11	1:34.307	10	1:34.442	13	1:34.769	6	1:34.995	3
10	99	CryptoTower Racing		Rui Andrade				Dallara F320 Spiess	Cryptotower Racing	1:34.406	9	1:35.249	10	1:35.443	5	1:35.596	4	1:35.798	11
11	34	Drivex		Shihab Al-Habsi		R	4	Dallara F320 HWA	DRIVEX	1:34.907	10	1:35.028	11	1:35.234	9	1:35.554	8	1:35.872	5
12	12	Drivex		Glenn Van Berlo		R	5	Dallara F320 HWA	DRIVEX	1:35.040	10	1:35.280	11	1:35.283	9	1:36.272	5	1:36.691	3



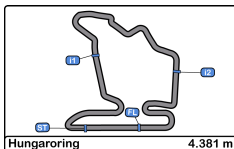


Hungaroring
Euroformula Open
Qualifying - 2
Best 5 Top Speeds



Cls	Nº	Entrant	Nat	Driver	Nat	Cat	Cls	Chassis - Engine	Team	Top 1		Top 2		Top 3		Top 4		Top 5		Avg
										Km/h	Lap	Km/h	Lap	Km/h	Lap	Km/h	Lap	Km/h	Lap	
1	26	Double R	GBR	Ayrton Simmons	GBR			Dallara F320 HWA	Double R	223.6	12	223.1	10	222.2	9	221.3	11	220.8	3	222.2
2	15	Van Amersfoort Racing	NLD	Sebastian Estner	DEU	R	1	Dallara F320 HWA	Van Amersfoort Racing	222.6	11	221.7	10	221.3	12	220.8	6	220.8	9	221.4
3	20	CryptoTower Racing	JPN	Yifei Ye	CHN			Dallara F320 Spiess	Cryptotower Racing	222.2	9	222.2	10	220.8	8	220.4	4	220.4	5	221.2
4	25	Van Amersfoort Racing	NLD	Alexandre Bardinon	FRA			Dallara F320 HWA	Van Amersfoort Racing	222.2	11	221.7	12	221.3	13	220.8	10	220.4	6	221.3
5	4	Team Motopark	DEU	Niklas Krütten	DEU	R	2	Dallara F320 Spiess	Team Motopark	221.7	10	221.3	11	220.4	5	220.4	9	219.9	6	220.7
6	16	Van Amersfoort Racing	NLD	Andreas Estner	DEU			Dallara F320 HWA	Van Amersfoort Racing	221.7	10	221.7	11	221.3	12	220.4	6	219.9	5	221.0
7	33	Team Motopark	DEU	Manuel Maldonado	VEN			Dallara F320 Spiess	Team Motopark	221.7	10	221.3	9	221.3	11	219.9	5	219.9	6	220.8
8	6	Carlin	GBR	Ido Cohen	ISR			Dallara F320 Spiess	Carlin	221.3	11	221.3	12	220.8	6	220.8	10	220.8	13	221.0
9	31	Carlin	GBR	Zane Maloney	BRB	R	3	Dallara F320 Spiess	Carlin	221.3	10	220.4	11	219.9	9	218.6	5	218.6	6	219.7
10	99	CryptoTower Racing	JPN	Rui Andrade	AGO			Dallara F320 Spiess	Cryptotower Racing	221.3	10	220.8	11	219.9	9	219.5	5	219.5	6	220.2
11	34	Drivex	ESP	Shihab Al-Habsi	OMN	R	4	Dallara F320 HWA	DRIVEX	220.8	11	219.0	10	218.6	3	218.6	4	218.6	6	219.1
12	12	Drivex	ESP	Glenn Van Berlo	NLD	R	5	Dallara F320 HWA	DRIVEX	220.4	4	219.9	5	219.9	6	219.9	10	219.9	11	220.0



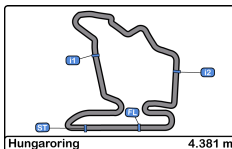


Hungaroring
Euroformula Open
Qualifying - 2
Fastest Laps Sequence



Lap	Time of Day	Session Time	Nº	Entrant	Nat	Driver	Nat	Cat	Chassis - Engine	Team	Time	Km/h
2	9:38:35.516	3:35.516	31	Carlin	GBR	Zane Maloney	BRB	R	Dallara F320 Spiess	Carlin	1:41.415	155.5
2	9:38:39.511	3:39.511	6	Carlin	GBR	Ido Cohen	ISR		Dallara F320 Spiess	Carlin	1:40.962	156.2
2	9:38:46.127	3:46.127	12	Drivex	ESP	Glenn Van Berlo	NLD	R	Dallara F320 HWA	DRIVEX	1:40.519	156.9
3	9:40:15.027	5:15.027	31	Carlin	GBR	Zane Maloney	BRB	R	Dallara F320 Spiess	Carlin	1:39.511	158.4
3	9:40:22.818	5:22.818	12	Drivex	ESP	Glenn Van Berlo	NLD	R	Dallara F320 HWA	DRIVEX	1:36.691	163.1
3	9:40:29.614	5:29.614	26	Double R	GBR	Ayrton Simmons	GBR		Dallara F320 HWA	Double R	1:35.557	165.0
3	9:40:59.695	5:59.695	16	Van Amersfoort Racing	NLD	Andreas Estner	DEU		Dallara F320 HWA	Van Amersfoort Racing	1:34.427	167.0
3	9:41:55.366	6:55.366	20	CryptoTower Racing Team	JPN	Yifei Ye	CHN		Dallara F320 Spiess	Cryptotower Racing Team	1:34.024	167.7
4	9:42:33.601	7:33.601	16	Van Amersfoort Racing	NLD	Andreas Estner	DEU		Dallara F320 HWA	Van Amersfoort Racing	1:33.906	167.9
4	9:43:29.143	8:29.143	20	CryptoTower Racing Team	JPN	Yifei Ye	CHN		Dallara F320 Spiess	Cryptotower Racing Team	1:33.777	168.1
9	9:56:18.581	21:18.581	16	Van Amersfoort Racing	NLD	Andreas Estner	DEU		Dallara F320 HWA	Van Amersfoort Racing	1:33.214	169.1
8	9:58:02.126	23:02.126	20	CryptoTower Racing Team	JPN	Yifei Ye	CHN		Dallara F320 Spiess	Cryptotower Racing Team	1:32.936	169.7



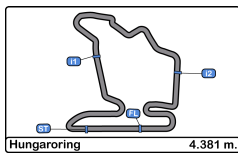


Hungaroring
Euroformula Open
Qualifying - 2
Event Best Maximum Speed



Nº	Entrant	Nat	Driver	Nat	Cat	Clas	Chassis - Engine	Team	Km/h	Session	
26	Double R		GBR Ayrton Simmons		GBR		Dallara F320 HWA	Double R	226.8	Qualifying - 1	
99	CryptoTower Racing Team		JPN Rui Andrade		AGO		Dallara F320 Spiess	Cryptotower Racing Team	225.9	Race - 1	
31	Carlin		GBR Zane Maloney		BRB	R	1	Dallara F320 Spiess	Carlin	225.4	Free Practice - 1
6	Carlin		GBR Ido Cohen		ISR		Dallara F320 Spiess	Carlin	225.4	Race - 1	
15	Van Amersfoort Racing		NLD Sebastian Estner		DEU	R	2	Dallara F320 HWA	Van Amersfoort Racing	224.0	Race - 1
20	CryptoTower Racing Team		JPN Yifei Ye		CHN		Dallara F320 Spiess	Cryptotower Racing Team	223.6	Free Practice - 1	
16	Van Amersfoort Racing		NLD Andreas Estner		DEU		Dallara F320 HWA	Van Amersfoort Racing	223.6	Free Practice - 1	
33	Team Motopark		DEU Manuel Maldonado		VEN		Dallara F320 Spiess	Team Motopark	223.1	Race - 1	
4	Team Motopark		DEU Niklas Krütten		DEU	R	3	Dallara F320 Spiess	Team Motopark	223.1	Race - 1
25	Van Amersfoort Racing		NLD Alexandre Bardinon		FRA		Dallara F320 HWA	Van Amersfoort Racing	222.6	Free Practice - 1	
34	Drivex		ESP Shihab Al-Habsi		OMN	R	4	Dallara F320 HWA	DRIVEX	222.6	Race - 1
12	Drivex		ESP Glenn Van Berlo		NLD	R	5	Dallara F320 HWA	DRIVEX	221.7	Free Practice - 1





Hungaroring
Euroformula Open
Qualifying - 2
Pit Stop Analysis



4 Niklas Krütten R Team Motopark
Dallara F320 Spiess

Nr.	In Day Time	In Time	Out Time	Pit Time	T. Pit Time	Handicap	Penalty
1	9:46:52.608	9:46:52.608	9:53:39.487	6:46.879	6:46.879		

6 Ido Cohen Carlin
Dallara F320 Spiess

Nr.	In Day Time	In Time	Out Time	Pit Time	T. Pit Time	Handicap	Penalty
1	9:46:49.340	9:46:49.340	9:52:46.484	5:57.144	5:57.144		

12 Glenn Van Berlo R Drivex
Dallara F320 HWA

Nr.	In Day Time	In Time	Out Time	Pit Time	T. Pit Time	Handicap	Penalty
1	9:45:22.981	9:45:22.981	9:51:48.863	6:25.882	6:25.882		

15 Sebastian Estner R Van Amersfoort Racing
Dallara F320 HWA

Nr.	In Day Time	In Time	Out Time	Pit Time	T. Pit Time	Handicap	Penalty
1	9:45:54.321	9:45:54.321	9:51:52.216	5:57.895	5:57.895		

16 Andreas Estner Van Amersfoort Racing
Dallara F320 HWA

Nr.	In Day Time	In Time	Out Time	Pit Time	T. Pit Time	Handicap	Penalty
1	9:45:44.672	9:45:44.672	9:51:16.317	5:31.645	5:31.645		

20 Yifei Ye CryptoTower Racing Team
Dallara F320 Spiess

Nr.	In Day Time	In Time	Out Time	Pit Time	T. Pit Time	Handicap	Penalty
1	9:45:08.173	9:45:08.173	9:53:07.082	7:58.909	7:58.909		

25 Alexandre Bardinon Van Amersfoort Racing
Dallara F320 HWA

Nr.	In Day Time	In Time	Out Time	Pit Time	T. Pit Time	Handicap	Penalty
1	9:47:48.244	9:47:48.244	9:50:34.090	2:45.846	2:45.846		

26 Ayrton Simmons Double R
Dallara F320 HWA

Nr.	In Day Time	In Time	Out Time	Pit Time	T. Pit Time	Handicap	Penalty
1	9:43:52.912	9:43:52.912	9:50:50.323	6:57.411	6:57.411		

31 Zane Maloney R Carlin
Dallara F320 Spiess

Nr.	In Day Time	In Time	Out Time	Pit Time	T. Pit Time	Handicap	Penalty
1	9:45:00.673	9:45:00.673	9:51:57.683	6:57.010	6:57.010		

33 Manuel Maldonado Team Motopark
Dallara F320 Spiess

Nr.	In Day Time	In Time	Out Time	Pit Time	T. Pit Time	Handicap	Penalty
1	9:46:50.686	9:46:50.686	9:54:17.161	7:26.475	7:26.475		

34 Shihab Al-Habsi R Drivex
Dallara F320 HWA

Nr.	In Day Time	In Time	Out Time	Pit Time	T. Pit Time	Handicap	Penalty
1	9:45:32.959	9:45:32.959	9:49:16.091	3:43.132	3:43.132		

99 Rui Andrade CryptoTower Racing Team
Dallara F320 Spiess

Nr.	In Day Time	In Time	Out Time	Pit Time	T. Pit Time	Handicap	Penalty
1	9:45:27.788	9:45:27.788	9:53:10.752	7:42.964	7:42.964		

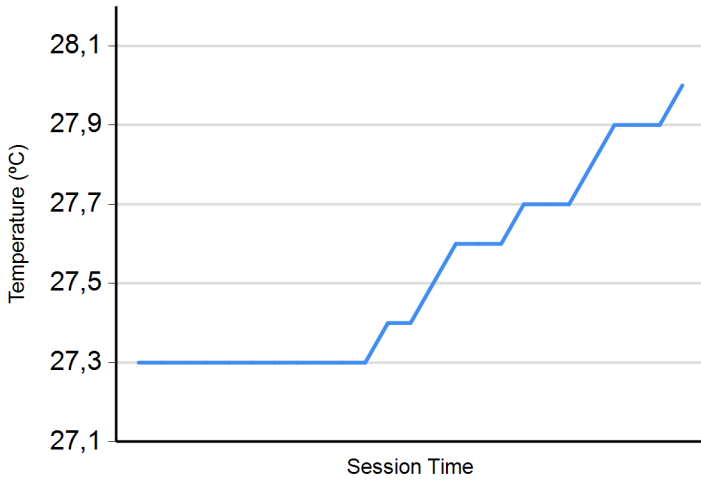




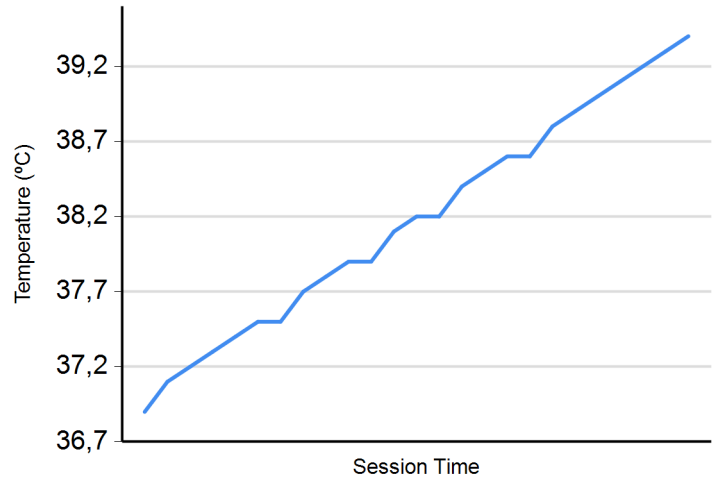
Hungaroring
Euroformula Open
Qualifying - 2
Weather Report



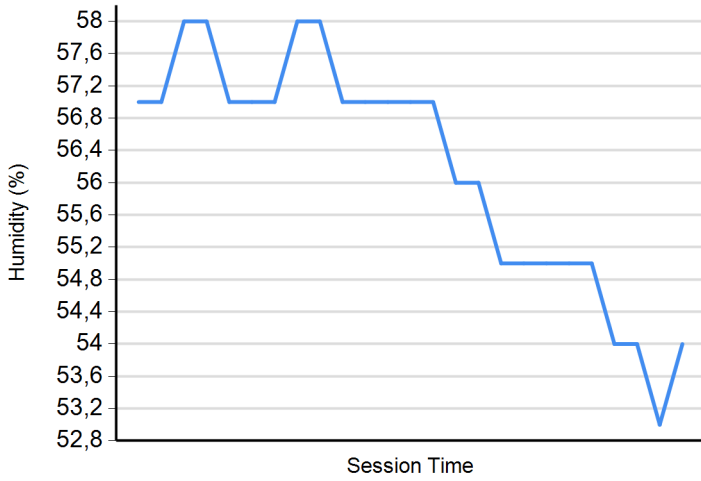
Air Temperature



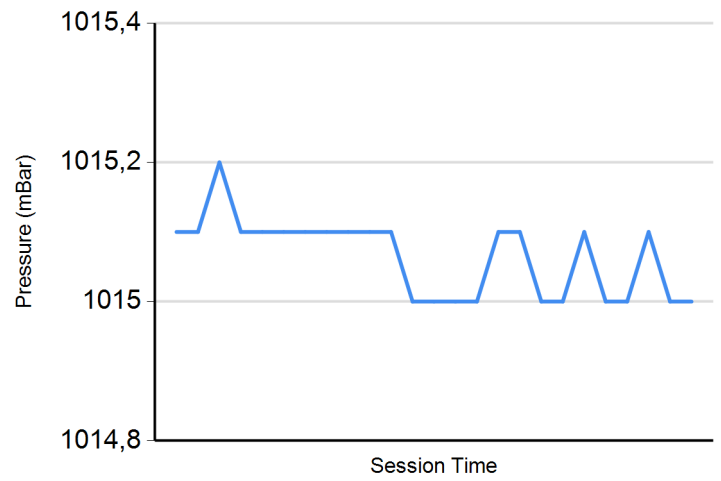
Track Temperature



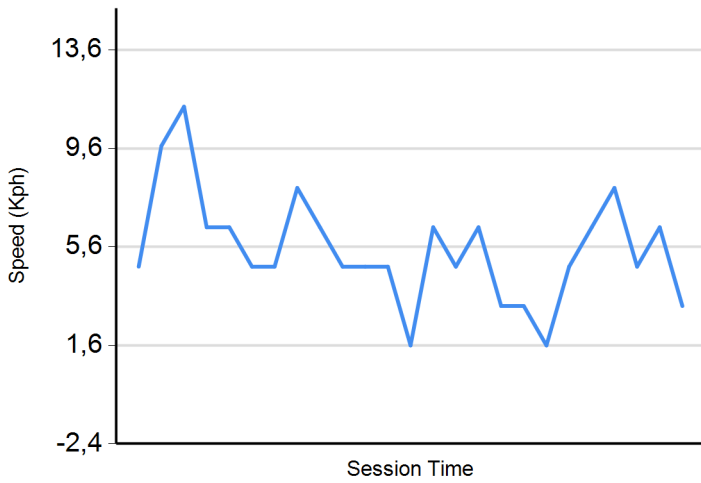
Humidity



Pressure



Wind Speed



Wind direction

North = 0°/360° Est = 90° South = 180° West = 270°

