

**Hungaroring**  
**Euroformula Open**  
**Race - 2**  
**Provisional Results**



Cls	Nº	Entrant	Nat	Driver	Nat	Cat	Cls	Chassis - Engine	Team	Laps	Total Time	Gap	Interval	Km/h	Best	Time	Km/h
1	20	CryptoTower Racing		Yifei Ye				Dallara F320 Spiess	Cryptotower Racing	17	<b>27:06.313</b>			164.8	3	1:34.776	166.4
2	16	Van Amersfoort		Andreas Estner				Dallara F320 HWA	Van Amersfoort	17	<b>27:13.800</b>	7.487	7.487	164.1	3	1:35.342	165.4
3	31	Carlin		Zane Maloney		R	1	Dallara F320 Spiess	Carlin	17	<b>27:18.654</b>	12.341	4.854	163.6	3	1:35.423	165.2
4	6	Carlin		Ido Cohen				Dallara F320 Spiess	Carlin	17	<b>27:20.443</b>	14.130	1.789	163.4	7	1:35.627	164.9
5	15	Van Amersfoort		Sebastian Estner		R	2	Dallara F320 HWA	Van Amersfoort	17	<b>27:24.644</b>	18.331	4.201	163.0	14	1:35.398	165.3
6	33	Team Motopark		Manuel Maldonado				Dallara F320 Spiess	Team Motopark	17	<b>27:31.505</b>	25.192	6.861	162.3	3	1:36.282	163.8
7	26	Double R		Ayrton Simmons				Dallara F320 HWA	Double R	17	<b>27:32.339</b>	26.026	0.834	162.2	3	1:36.280	163.8
8	25	Van Amersfoort		Alexandre Bardinon				Dallara F320 HWA	Van Amersfoort	17	<b>27:37.217</b>	30.904	4.878	161.7	10	1:36.370	163.6
9	12	Drivex		Glenn Van Berlo		R	3	Dallara F320 HWA	DRIVEX	17	<b>27:38.327</b>	32.014	1.110	161.6	11	1:36.471	163.4
10	4	Team Motopark		Niklas Krütten		R	4	Dallara F320 Spiess	Team Motopark	17	<b>27:40.272</b>	33.959	1.945	161.4	9	1:36.385	163.6
11	34	Drivex		Shihab Al-Habsi		R	5	Dallara F320 HWA	DRIVEX	17	<b>27:54.190</b>	47.877	13.918	160.1	10	1:37.352	162.0
12	99	CryptoTower Racing		Rui Andrade				Dallara F320 Spiess	Cryptotower Racing	17	<b>28:11.370</b>	1:05.057	17.180	158.5	3	1:36.471	163.4

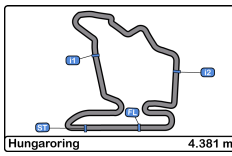
**Fastest lap Yifei Ye in 1:34.776 at 166.4 Km/h in lap 3**

Published at:.....

Track Temp: **51.7 °C**    Air Temp: **31.2 °C**    Humidity: **42 %**    Track Status: **DRY**

<b>Stewards:</b>	<b>Race Director:</b>	<b>Timekeeper:</b>
------------------	-----------------------	--------------------





**Hungaroring**  
**Euroformula Open**  
**Race - 2**  
**Provisional Results by Class**



Cls	Nº	Entrant	Nat	Driver	Nat	Cat	Cls	Chassis - Engine	Team	Laps	Total Time	Gap	Interval	Km/h	Best	Time	Km/h	
1	20	CryptoTower Racing	●	JPN Yifei Ye	🇨🇳	CHN		Dallara F320 Spiess	Cryptotower Racing	17	<b>27:06.313</b>			164.8	3	1:34.776	166.4	
2	16	Van Amersfoort	🇳🇱	NLD Andreas Estner	🇩🇪	DEU		Dallara F320 HWA	Van Amersfoort	17	<b>27:13.800</b>	7.487	7.487	164.1	3	1:35.342	165.4	
3	6	Carlin	🇬🇧	GBR Ido Cohen	🇮🇱	ISR		Dallara F320 Spiess	Carlin	17	<b>27:20.443</b>	14.130	6.643	163.4	7	1:35.627	164.9	
4	33	Team Motopark	🇩🇪	DEU Manuel Maldonado	🇻🇪	VEN		Dallara F320 Spiess	Team Motopark	17	<b>27:31.505</b>	25.192	11.062	162.3	3	1:36.282	163.8	
5	26	Double R	🇬🇧	GBR Ayrton Simmons	🇬🇧	GBR		Dallara F320 HWA	Double R	17	<b>27:32.339</b>	26.026	0.834	162.2	3	1:36.280	163.8	
6	25	Van Amersfoort	🇳🇱	NLD Alexandre Bardinon	🇫🇷	FRA		Dallara F320 HWA	Van Amersfoort	17	<b>27:37.217</b>	30.904	4.878	161.7	10	1:36.370	163.6	
7	99	CryptoTower Racing	●	JPN Rui Andrade	🇦🇴	AGO		Dallara F320 Spiess	Cryptotower Racing	17	<b>28:11.370</b>	1:05.057	34.153	158.5	3	1:36.471	163.4	
<b>Rookie</b>																		
1	31	Carlin	🇬🇧	GBR Zane Maloney	🇧🇧	BRB	R	1	Dallara F320 Spiess	Carlin	17	<b>27:18.654</b>			163.6	3	1:35.423	165.2
2	15	Van Amersfoort	🇳🇱	NLD Sebastian Estner	🇩🇪	DEU	R	2	Dallara F320 HWA	Van Amersfoort	17	<b>27:24.644</b>	18.331	5.990	163.0	14	1:35.398	165.3
3	12	Drivex	🇪🇸	ESP Glenn Van Berlo	🇳🇱	NLD	R	3	Dallara F320 HWA	DRIVEX	17	<b>27:38.327</b>	32.014	13.683	161.6	11	1:36.471	163.4
4	4	Team Motopark	🇩🇪	DEU Niklas Krütten	🇩🇪	DEU	R	4	Dallara F320 Spiess	Team Motopark	17	<b>27:40.272</b>	33.959	1.945	161.4	9	1:36.385	163.6
5	34	Drivex	🇪🇸	ESP Shihab Al-Habsi	🇲🇳	OMN	R	5	Dallara F320 HWA	DRIVEX	17	<b>27:54.190</b>	47.877	13.918	160.1	10	1:37.352	162.0

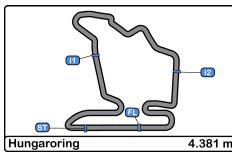
**Fastest lap Yifei Ye in 1:34.776 at 166.4 Km/h in lap 3**

Published at:.....

Track Temp: **51.7 °C**    Air Temp: **31.2 °C**    Humidity: **42 %**    Track Status: **DRY**

<b>Stewards:</b>	<b>Race Director:</b>	<b>Timekeeper:</b> 
------------------	-----------------------	--





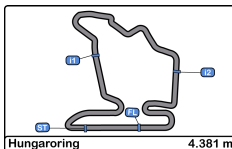
**Hungaroring**  
**Euroformula Open**  
**Race - 2**



**Provisional Classification by Driver Fastest Lap**

Clas	Nº	Entrant	Nat	Driver	Nat	Cat	Clas	Chassis - Engine	Team	Laps	Best	Time	Gap	Interval	Km/h
1	20	CryptoTower Racing		Yifei Ye				Dallara F320 Spiess	Cryptotower Racing	17	3	1:34.776			166.4
2	16	Van Amersfoort Racing		Andreas Estner				Dallara F320 HWA	Van Amersfoort Racing	17	3	1:35.342	0.566	0.566	165.4
3	15	Van Amersfoort Racing		Sebastian Estner		R	1	Dallara F320 HWA	Van Amersfoort Racing	17	14	1:35.398	0.622	0.056	165.3
4	31	Carlin		Zane Maloney		R	2	Dallara F320 Spiess	Carlin	17	3	1:35.423	0.647	0.025	165.2
5	6	Carlin		Ido Cohen				Dallara F320 Spiess	Carlin	17	7	1:35.627	0.851	0.204	164.9
6	26	Double R		Ayrton Simmons				Dallara F320 HWA	Double R	17	3	1:36.280	1.504	0.653	163.8
7	33	Team Motopark		Manuel Maldonado				Dallara F320 Spiess	Team Motopark	17	3	1:36.282	1.506	0.002	163.8
8	25	Van Amersfoort Racing		Alexandre Bardinon				Dallara F320 HWA	Van Amersfoort Racing	17	10	1:36.370	1.594	0.088	163.6
9	4	Team Motopark		Niklas Krütten		R	3	Dallara F320 Spiess	Team Motopark	17	9	1:36.385	1.609	0.015	163.6
10	99	CryptoTower Racing		Rui Andrade				Dallara F320 Spiess	Cryptotower Racing	17	3	1:36.471	1.695	0.086	163.4
11	12	Drivex		Glenn Van Berlo		R	4	Dallara F320 HWA	DRIVEX	17	11	1:36.471	1.695	0.000	163.4
12	34	Drivex		Shihab Al-Habsi		R	5	Dallara F320 HWA	DRIVEX	17	10	1:37.352	2.576	0.881	162.0



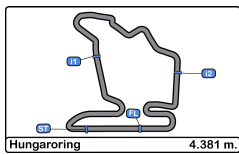


**Hungaroring**  
**Euroformula Open**  
**Race - 2**  
**Distance and Speed Average**



Clas	Nº	Entrant	Nat	Driver	Nat	Cat	Clas	Chassis - Engine	Team	Laps	Distance	Total Time	Km/h
1	20	CryptoTower Racing Team		Yifei Ye				Dallara F320 Spiess	Cryptotower Racing Team	17	74.47	27:06.313	164.8
2	16	Van Amersfoort Racing		Andreas Estner				Dallara F320 HWA	Van Amersfoort Racing	17	74.47	27:13.800	164.1
3	31	Carlin		Zane Maloney		R	1	Dallara F320 Spiess	Carlin	17	74.47	27:18.654	163.6
4	6	Carlin		Ido Cohen				Dallara F320 Spiess	Carlin	17	74.47	27:20.443	163.4
5	15	Van Amersfoort Racing		Sebastian Estner		R	2	Dallara F320 HWA	Van Amersfoort Racing	17	74.47	27:24.644	163.0
6	33	Team Motopark		Manuel Maldonado				Dallara F320 Spiess	Team Motopark	17	74.47	27:31.505	162.3
7	26	Double R		Ayrton Simmons				Dallara F320 HWA	Double R	17	74.47	27:32.339	162.2
8	25	Van Amersfoort Racing		Alexandre Bardinon				Dallara F320 HWA	Van Amersfoort Racing	17	74.47	27:37.217	161.7
9	12	Drivex		Glenn Van Berlo		R	3	Dallara F320 HWA	DRIVEX	17	74.47	27:38.327	161.6
10	4	Team Motopark		Niklas Krütten		R	4	Dallara F320 Spiess	Team Motopark	17	74.47	27:40.272	161.4
11	34	Drivex		Shihab Al-Habsi		R	5	Dallara F320 HWA	DRIVEX	17	74.47	27:54.190	160.1
12	99	CryptoTower Racing Team		Rui Andrade				Dallara F320 Spiess	Cryptotower Racing Team	17	74.47	28:11.370	158.5





**Hungaroring**  
**Euroformula Open**  
**Race - 2**  
**Lap Analysis**



**4**

Niklas Krütten

Dallara F320 Spiess

**12**

Glenn Van Berlo

Dallara F320 HWA

R

Team Motopark

R

Drivex

Lap	D	Time	Sector 1	Sector 2	Sector 3	T. Spd	Elapsed	Lap	D	Time	Sector 1	Sector 2	Sector 3	T. Spd	Elapsed
1		1:47.086	43.705	36.303	27.078	185.5	1:47.086	1		1:46.803	43.905	35.762	27.136	193.2	1:46.803
2		1:39.302	36.037	36.001	27.264	223.6	3:26.388	2		1:38.899	36.219	35.374	27.306	220.4	3:25.702
3		1:36.730	35.921	34.080	26.729	221.3	5:03.118	3		1:36.947	35.978	33.876	27.093	219.5	5:02.649
4		1:36.749	35.846	34.042	26.861	223.1	6:39.867	4		1:36.546	36.143	33.760	26.643	219.0	6:39.195
5		1:36.723	35.778	33.778	27.167	221.3	8:16.590	5		1:36.778	35.998	33.759	27.021	219.9	8:15.973
6		1:36.750	36.183	33.862	26.705	219.0	9:53.340	6		1:36.723	36.202	33.886	26.635	218.1	9:52.696
7		1:37.002	35.792	34.405	26.805	219.9	11:30.342	7		1:36.569	36.031	33.942	26.596	218.6	11:29.265
8		1:36.636	35.726	33.884	27.026	219.9	13:06.978	8		1:36.597	35.976	33.985	26.636	219.9	13:05.862
9		1:36.385	35.809	33.858	26.718	219.9	14:43.363	9		1:36.898	36.078	33.982	26.838	219.9	14:42.760
10		1:36.748	35.806	34.049	26.893	222.6	16:20.111	10		1:36.776	35.975	33.995	26.806	219.9	16:19.536
11		1:37.786	36.040	34.989	26.757	221.3	17:57.897	11		1:36.471	36.035	33.696	26.740	219.9	17:56.007
12		1:37.055	35.860	34.413	26.782	219.0	19:34.952	12		1:36.755	36.123	33.939	26.693	218.1	19:32.762
13		1:37.362	35.923	34.060	27.379	217.7	21:12.314	13		1:37.080	36.210	33.936	26.934	217.3	21:09.842
14		1:36.811	36.040	33.857	26.914	217.3	22:49.125	14		1:37.674	36.053	34.716	26.905	216.8	22:47.516
15		1:37.282	35.857	34.291	27.134	217.7	24:26.407	15		1:36.975	36.185	33.917	26.873	217.7	24:24.491
16		1:37.054	35.832	34.286	26.936	218.6	26:03.461	16		1:36.925	36.099	33.980	26.846	218.6	26:01.416
17		1:36.811	35.813	34.120	26.878	219.0	27:40.272	17		1:36.911	36.031	34.000	26.880	219.0	27:38.327

**6**

Ido Cohen

Dallara F320 Spiess

**15**

Sebastian Estner

Dallara F320 HWA

Carlin

R

Van Amersfoort Racing

Lap	D	Time	Sector 1	Sector 2	Sector 3	T. Spd	Elapsed	Lap	D	Time	Sector 1	Sector 2	Sector 3	T. Spd	Elapsed
1		1:42.868	41.660	34.322	26.886	187.5	1:42.868	1		1:43.881	42.701	34.518	26.662	181.2	1:43.881
2		1:36.376	35.740	33.729	26.907	221.7	3:19.244	2		1:36.987	36.013	34.300	26.674	222.2	3:20.868
3		1:36.527	35.667	34.239	26.621	221.7	4:55.771	3		1:36.282	35.848	33.712	26.722	222.2	4:57.150
4		1:35.745	35.593	33.632	26.520	221.3	6:31.516	4		1:36.193	35.763	33.811	26.619	222.2	6:33.343
5		1:35.811	35.572	33.595	26.644	219.9	8:07.327	5		1:36.560	35.935	33.956	26.669	223.6	8:09.903
6		1:35.847	35.678	33.577	26.592	219.0	9:43.174	6		1:36.479	35.878	34.001	26.600	222.2	9:46.382
7		1:35.627	35.616	33.513	26.498	219.9	11:18.801	7		1:36.349	35.820	33.831	26.698	222.6	11:22.731
8		1:35.821	35.543	33.622	26.656	221.3	12:54.622	8		1:36.652	35.865	34.103	26.684	223.6	12:59.383
9		1:36.009	35.611	33.692	26.706	220.8	14:30.631	9		1:36.656	35.824	34.096	26.736	223.1	14:36.039
10		1:36.021	35.602	33.735	26.684	222.2	16:06.652	10		1:36.623	35.768	34.166	26.689	223.1	16:12.662
11		1:36.292	35.664	33.855	26.773	221.7	17:42.944	11		1:36.642	35.783	34.083	26.776	222.6	17:49.304
12		1:35.982	35.618	33.746	26.618	221.3	19:18.926	12		1:36.827	35.912	34.074	26.841	222.6	19:26.131
13		1:36.111	35.642	33.827	26.642	220.4	20:55.037	13		1:35.781	35.771	33.606	26.404	223.6	21:01.912
14		1:36.230	35.737	33.803	26.690	219.9	22:31.267	14		1:35.398	35.675	33.296	26.427	217.7	22:37.310
15		1:36.274	35.663	33.879	26.732	219.9	24:07.541	15		1:36.019	35.697	33.683	26.639	218.6	24:13.329
16		1:36.324	35.657	33.951	26.716	220.8	25:43.865	16		1:35.677	35.608	33.509	26.560	219.5	25:49.006
17		1:36.578	35.722	33.962	26.894	220.4	27:20.443	17		1:35.638	35.687	33.475	26.476	219.5	27:24.644





**Hungaroring**  
**Euroformula Open**  
**Race - 2**  
**Lap Analysis**



16

Andreas Estner

Dallara F320 HWA

25

Alexandre Bardino

Dallara F320 HWA

Van Amersfoort Racing

Van Amersfoort Racing

Lap D	Time	Sector 1	Sector 2	Sector 3	T. Spd	Elapsed	Lap D	Time	Sector 1	Sector 2	Sector 3	T. Spd	Elapsed
1	1:40.899	40.707	33.802	26.390	182.4	1:40.899	1	1:45.591	43.251	35.327	27.013	189.4	1:45.591
2	1:35.646	35.774	33.474	26.398	219.9	3:16.545	2	1:37.795	36.265	34.484	27.046	218.6	3:23.386
3	1:35.342	35.712	33.295	26.335	219.9	4:51.887	3	1:37.857	36.076	35.049	26.732	220.4	5:01.243
4	1:35.504	35.553	33.459	26.492	219.9	6:27.391	4	1:36.785	36.003	34.028	26.754	219.5	6:38.028
5	1:35.549	35.602	33.614	26.333	219.9	8:02.940	5	1:36.594	35.909	33.866	26.819	219.5	8:14.622
6	1:35.593	35.734	33.540	26.319	219.5	9:38.533	6	1:36.429	35.835	33.879	26.715	219.0	9:51.051
7	1:35.529	35.647	33.542	26.340	219.0	11:14.062	7	1:36.374	35.758	33.992	26.624	219.0	11:27.425
8	1:35.459	35.618	33.513	26.328	220.4	12:49.521	8	1:36.434	35.646	33.893	26.895	220.8	13:03.859
9	1:35.687	35.638	33.344	26.705	219.9	14:25.208	9	1:37.018	36.068	34.134	26.816	218.6	14:40.877
10	1:35.676	35.702	33.428	26.546	220.4	16:00.884	10	1:36.370	35.762	33.998	26.610	220.8	16:17.247
11	1:35.828	35.794	33.505	26.529	220.8	17:36.712	11	1:36.552	35.674	34.076	26.802	220.8	17:53.799
12	1:36.006	35.772	33.614	26.620	219.0	19:12.718	12	1:36.737	35.779	34.132	26.826	219.9	19:30.536
13	1:35.977	35.860	33.569	26.548	218.1	20:48.695	13	1:36.845	35.805	34.122	26.918	218.6	21:07.381
14	1:36.267	35.845	33.851	26.571	218.1	22:24.962	14	1:36.944	35.964	34.187	26.793	218.6	22:44.325
15	1:36.187	35.815	33.836	26.536	218.6	24:01.149	15	1:37.220	35.835	34.369	27.016	219.5	24:21.545
16	1:36.218	35.773	33.881	26.564	219.5	25:37.367	16	1:38.121	35.882	35.300	26.939	219.0	25:59.666
17	1:36.433	35.732	33.931	26.770	219.0	27:13.800	17	1:37.551	35.877	34.665	27.009	219.9	27:37.217

20

Yifei Ye

Dallara F320 Spiess

26

Ayrton Simmons

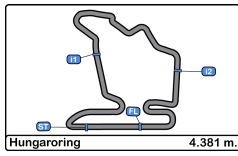
Dallara F320 HWA

CryptoTower Racing Team

Double R

Lap D	Time	Sector 1	Sector 2	Sector 3	T. Spd	Elapsed	Lap D	Time	Sector 1	Sector 2	Sector 3	T. Spd	Elapsed
1	1:39.905	40.194	33.316	26.395	180.0	1:39.905	1	1:44.357	42.855	34.738	26.764	189.1	1:44.357
2	1:35.201	35.669	33.179	26.353	219.0	3:15.106	2	1:37.042	36.015	34.167	26.860	222.6	3:21.399
3	1:34.776	35.538	33.107	26.131	219.5	4:49.882	3	1:36.280	35.787	33.942	26.551	223.1	4:57.679
4	1:35.369	35.538	33.400	26.431	219.0	6:25.251	4	1:36.414	35.713	33.938	26.763	224.5	6:34.093
5	1:35.309	35.551	33.290	26.468	217.7	8:00.560	5	1:36.497	35.760	34.006	26.731	223.1	8:10.590
6	1:35.278	35.625	33.326	26.327	219.9	9:35.838	6	1:36.408	35.780	33.820	26.808	221.7	9:46.998
7	1:35.350	35.591	33.403	26.356	218.6	11:11.188	7	1:36.495	35.783	34.083	26.629	222.6	11:23.493
8	1:35.005	35.421	33.187	26.397	219.9	12:46.193	8	1:36.538	35.863	33.905	26.770	222.6	13:00.031
9	1:35.561	35.550	33.507	26.504	219.9	14:21.754	9	1:36.590	35.744	34.094	26.752	222.6	14:36.621
10	1:35.277	35.479	33.475	26.323	219.9	15:57.031	10	1:36.619	35.740	34.134	26.745	223.6	16:13.240
11	1:35.406	35.436	33.508	26.462	221.3	17:32.437	11	1:36.730	35.766	34.123	26.841	223.1	17:49.970
12	1:35.548	35.592	33.595	26.361	219.0	19:07.985	12	1:37.000	35.755	34.136	27.109	222.6	19:26.970
13	1:35.666	35.566	33.686	26.414	218.1	20:43.651	13	1:37.241	36.107	34.094	27.040	220.4	21:04.211
14	1:35.561	35.538	33.541	26.482	217.3	22:19.212	14	1:37.151	35.912	34.405	26.834	220.4	22:41.362
15	1:35.709	35.668	33.603	26.438	217.7	23:54.921	15	1:36.858	35.889	33.968	27.001	220.8	24:18.220
16	1:35.669	35.598	33.651	26.420	218.6	25:30.590	16	1:37.123	35.865	34.260	26.998	221.3	25:55.343
17	1:35.723	35.604	33.587	26.532	219.0	27:06.313	17	1:36.996	35.877	34.079	27.040	221.7	27:32.339





**Hungaroring**  
**Euroformula Open**  
**Race - 2**  
**Lap Analysis**



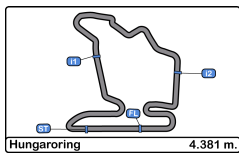
**31** Zane Maloney Dallara F320 Spiess **34** Shihab Al-Habsi Dallara F320 HWA  
 R Carlin R Drivex

Lap	D	Time	Sector 1	Sector 2	Sector 3	T. Spd	Elapsed	Lap	D	Time	Sector 1	Sector 2	Sector 3	T. Spd	Elapsed
1		1:42.043	41.216	34.124	26.703	186.8	1:42.043	1		1:47.485	44.250	36.156	27.079	192.8	1:47.485
2		1:35.942	35.826	33.438	26.678	220.8	3:17.985	2		1:39.333	36.123	35.765	27.445	221.3	3:26.818
3		<b>1:35.423</b>	35.667	33.463	<b>26.293</b>	220.8	4:53.408	3		1:37.462	36.076	34.666	26.720	222.2	5:04.280
4		1:35.523	<b>35.573</b>	<b>33.377</b>	26.573	221.3	6:28.931	4		1:37.407	36.147	34.594	<b>26.666</b>	219.9	6:41.687
5		1:35.909	35.684	33.435	26.790	220.8	8:04.840	5		1:37.840	36.122	34.748	26.970	217.3	8:19.527
6		1:36.116	35.729	33.807	26.580	219.9	9:40.956	6		1:38.283	36.158	35.276	26.849	218.6	9:57.810
7		1:35.970	35.774	33.599	26.597	219.9	11:16.926	7		1:37.678	36.130	34.834	26.714	217.7	11:35.488
8		1:35.870	35.737	33.688	26.445	220.4	12:52.796	8		1:37.834	36.106	34.878	26.850	220.4	13:13.322
9		1:36.092	35.640	33.804	26.648	220.4	14:28.888	9		1:37.882	36.165	34.945	26.772	219.0	14:51.204
10		1:36.312	35.720	33.962	26.630	221.3	16:05.200	10		<b>1:37.352</b>	<b>36.032</b>	34.487	26.833	220.4	16:28.556
11		1:35.898	35.634	33.752	26.512	220.8	17:41.098	11		1:37.880	36.043	34.984	26.853	222.6	18:06.436
12		1:36.061	35.667	33.802	26.592	219.9	19:17.159	12		1:37.548	36.167	34.662	26.719	216.4	19:43.984
13		1:36.222	35.682	33.817	26.723	219.5	20:53.381	13		1:37.540	36.078	34.621	26.841	216.8	21:21.524
14		1:35.985	35.767	33.599	26.619	217.7	22:29.366	14		1:37.584	36.174	<b>34.422</b>	26.988	215.5	22:59.108
15		1:35.891	35.625	33.760	26.506	218.6	24:05.257	15		1:38.082	36.256	34.724	27.102	217.7	24:37.190
16		1:36.835	36.145	34.078	26.612	220.4	25:42.092	16		1:38.564	36.254	35.238	27.072	219.0	26:15.754
17		1:36.562	35.799	33.998	26.765	219.9	27:18.654	17		1:38.436	36.223	35.074	27.139	217.7	27:54.190

**33** Manuel Maldonado Dallara F320 Spiess **99** Rui Andrade Dallara F320 Spiess  
 Team Motopark CryptoTower Racing Team

Lap	D	Time	Sector 1	Sector 2	Sector 3	T. Spd	Elapsed	Lap	D	Time	Sector 1	Sector 2	Sector 3	T. Spd	Elapsed
1		1:43.409	42.088	34.433	26.888	185.8	1:43.409	1		1:46.363	43.573	35.745	27.045	191.8	1:46.363
2		1:36.836	35.788	34.443	26.605	220.4	3:20.245	2		2:06.594	36.316		2:33.639	219.9	3:52.957
3		<b>1:36.282</b>	<b>35.734</b>	34.063	<b>26.485</b>	220.4	4:56.527	3		<b>1:36.471</b>	35.992	<b>33.930</b>	<b>26.549</b>	217.7	5:29.428
4		1:36.385	35.759	<b>33.925</b>	26.701	221.3	6:32.912	4		1:37.100	35.853	34.343	26.904	219.5	7:06.528
5		1:36.461	35.853	33.975	26.633	219.9	8:09.373	5		1:37.019	36.064	34.175	26.780	218.1	8:43.547
6		1:36.542	35.866	33.952	26.724	218.6	9:45.915	6		1:37.004	35.977	34.311	26.716	216.0	10:20.551
7		1:36.424	35.762	33.935	26.727	218.1	11:22.339	7		1:36.843	36.013	34.089	26.741	218.6	11:57.394
8		1:36.643	35.874	34.016	26.753	219.0	12:58.982	8		1:36.955	35.857	34.292	26.806	219.0	13:34.349
9		1:36.546	35.887	33.975	26.684	219.0	14:35.528	9		1:37.095	36.016	34.079	27.000	217.7	15:11.444
10		1:36.528	35.835	33.953	26.740	218.6	16:12.056	10		1:37.819	36.371	34.761	26.687	219.5	16:49.263
11		1:36.752	35.856	34.175	26.721	219.5	17:48.808	11		1:36.976	<b>35.843</b>	34.402	26.731	219.0	18:26.239
12		1:36.982	36.056	34.081	26.845	218.1	19:25.790	12		1:37.141	35.868	34.278	26.995	217.7	20:03.380
13		1:37.787	36.538	34.318	26.931	216.0	21:03.577	13		1:37.864	36.405	34.614	26.845	216.8	21:41.244
14		1:36.975	35.963	34.009	27.003	217.3	22:40.552	14		1:37.298	36.298	34.157	26.843	216.4	23:18.542
15		1:36.700	35.906	34.071	26.723	216.8	24:17.252	15		1:38.529	36.028	35.515	26.986	217.3	24:57.071
16		1:37.123	35.915	34.335	26.873	218.6	25:54.375	16		1:37.523	36.062	34.535	26.926	218.1	26:34.594
17		1:37.130	35.881	34.407	26.842	218.6	27:31.505	17		1:36.776	35.882	34.149	26.745	219.5	28:11.370





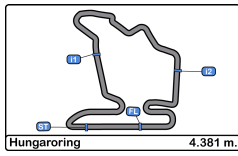
**Hungaroring**  
**Euroformula Open**  
**Race - 2**  
**Analysis by Lap**



Num	Lap Time	Gap	Num	Lap Time	Gap	Num	Lap Time	Gap	Num	Lap Time	Gap	Num	Lap Time	Gap
<b>Lap 1</b>			99	1:36.471	39.546	4	1:36.750	17.502	25	1:37.018	19.123	15	1:36.827	18.146
20	1:39.905		<b>Num Lap Time Gap</b>			34	1:38.283	21.972	12	1:36.898	21.006	26	1:37.000	18.985
16	1:40.899	00.994	<b>Lap 4</b>			99	1:37.004	44.713	4	1:36.385	21.609	25	1:36.737	22.551
31	1:42.043	02.138	20	1:35.369		<b>Num Lap Time Gap</b>			34	1:37.882	29.450	12	1:36.755	24.777
6	1:42.868	02.963	16	1:35.504	02.140	<b>Lap 7</b>			99	1:37.095	49.690	4	1:37.055	26.967
33	1:43.409	03.504	31	1:35.523	03.680	<b>Num Lap Time Gap</b>			<b>Lap 10</b>					
15	1:43.881	03.976	6	1:35.745	06.265	20	1:35.350		20	1:35.277		99	1:37.141	55.395
26	1:44.357	04.452	33	1:36.385	07.661	16	1:35.529	02.874	16	1:35.676	03.853	<b>Num Lap Time Gap</b>		
25	1:45.591	05.686	15	1:36.193	08.092	31	1:35.970	05.738	31	1:36.312	08.169	<b>Lap 13</b>		
99	1:46.363	06.458	26	1:36.414	08.842	6	1:35.627	07.613	6	1:36.021	09.621	20	1:35.666	
12	1:46.803	06.898	25	1:36.785	12.777	33	1:36.424	11.151	33	1:36.528	15.025	16	1:35.977	05.044
4	1:47.086	07.181	12	1:36.546	13.944	15	1:36.349	11.543	15	1:36.623	15.631	31	1:36.222	09.730
34	1:47.485	07.580	4	1:36.749	14.616	26	1:36.495	12.305	26	1:36.619	16.209	6	1:36.111	11.386
<b>Num Lap Time Gap</b>			34	1:37.407	16.436	12	1:36.569	18.077	12	1:36.619	16.209	15	1:35.781	18.261
<b>Lap 2</b>			99	1:37.100	41.277	4	1:37.002	19.154	25	1:36.370	20.216	33	1:37.787	19.926
20	1:35.201		<b>Num Lap Time Gap</b>			34	1:37.678	24.300	12	1:36.776	22.505	26	1:37.241	20.560
16	1:35.646	01.439	<b>Lap 5</b>			99	1:36.843	46.206	4	1:36.748	23.080	25	1:36.845	23.730
31	1:35.942	02.879	20	1:35.309		<b>Num Lap Time Gap</b>			34	1:37.352	31.525	12	1:37.080	26.191
6	1:36.376	04.138	16	1:35.549	02.380	<b>Lap 8</b>			99	1:37.819	52.232	4	1:37.362	28.663
33	1:36.836	05.139	31	1:35.909	04.280	20	1:35.005		<b>Num Lap Time Gap</b>			34	1:37.540	37.873
15	1:36.987	05.762	6	1:35.811	06.767	16	1:35.459	03.328	<b>Lap 11</b>			99	1:37.864	57.593
26	1:37.042	06.293	33	1:36.461	08.813	31	1:35.870	06.603	20	1:35.406		<b>Num Lap Time Gap</b>		
25	1:37.795	08.280	15	1:36.560	09.343	6	1:35.821	08.429	16	1:35.828	04.275	<b>Lap 14</b>		
12	1:38.899	10.596	26	1:36.497	10.030	33	1:36.643	12.789	31	1:35.898	08.661	20	1:35.561	
4	1:39.302	11.282	25	1:36.594	14.062	15	1:36.652	13.190	6	1:36.292	10.507	16	1:36.267	05.750
34	1:39.333	11.712	12	1:36.778	15.413	26	1:36.538	13.838	33	1:36.752	16.371	31	1:35.985	10.154
99	2:06.594	37.851	4	1:36.723	16.030	25	1:36.434	17.666	15	1:36.642	16.867	6	1:36.230	12.055
<b>Num Lap Time Gap</b>			34	1:37.840	18.967	12	1:36.597	19.669	26	1:36.730	17.533	15	1:35.398	18.098
<b>Lap 3</b>			99	1:37.019	42.987	4	1:36.636	20.785	25	1:36.552	21.362	33	1:36.975	21.340
20	1:34.776		<b>Num Lap Time Gap</b>			34	1:37.834	27.129	12	1:36.471	23.570	26	1:37.151	22.150
16	1:35.342	02.005	<b>Lap 6</b>			99	1:36.955	48.156	4	1:37.786	25.460	25	1:36.944	25.113
31	1:35.423	03.526	20	1:35.278		<b>Num Lap Time Gap</b>			34	1:37.880	33.999	12	1:37.674	28.304
6	1:36.527	05.889	16	1:35.593	02.695	<b>Lap 9</b>			99	1:36.976	53.802	4	1:36.811	29.913
33	1:36.282	06.645	31	1:36.116	05.118	20	1:35.561		<b>Num Lap Time Gap</b>			34	1:37.584	39.896
15	1:36.282	07.268	6	1:35.847	07.336	16	1:35.687	03.454	<b>Lap 12</b>			99	1:37.298	59.330
26	1:36.280	07.797	33	1:36.542	10.077	31	1:36.092	07.134	20	1:35.548		<b>Num Lap Time Gap</b>		
25	1:37.857	11.361	15	1:36.479	10.544	6	1:36.009	08.877	16	1:36.006	04.733	<b>Lap 15</b>		
12	1:36.947	12.767	26	1:36.408	11.160	33	1:36.546	13.774	31	1:36.061	09.174	20	1:35.709	
4	1:36.730	13.236	25	1:36.429	15.213	15	1:36.656	14.285	6	1:35.982	10.941	16	1:36.187	06.228
34	1:37.462	14.398	12	1:36.723	16.858	26	1:36.590	14.867	33	1:36.982	17.805	31	1:35.891	10.336







**Hungaroring**  
**Euroformula Open**  
**Race - 2**  
**Analysis by Lap**



Num	Lap Time	Gap
6	1:36.274	12.620
15	1:36.019	18.408
33	1:36.700	22.331
26	1:36.858	23.299
25	1:37.220	26.624
12	1:36.975	29.570
4	1:37.282	31.486
34	1:38.082	42.269
99	1:38.529	1:02.150

Num	Lap Time	Gap
-----	----------	-----

**Lap 16**

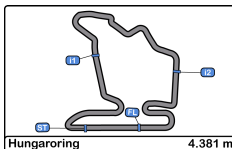
20	1:35.669	
16	1:36.218	06.777
31	1:36.835	11.502
6	1:36.324	13.275
15	1:35.677	18.416
33	1:37.123	23.785
26	1:37.123	24.753
25	1:38.121	29.076
12	1:36.925	30.826
4	1:37.054	32.871
34	1:38.564	45.164
99	1:37.523	1:04.004

Num	Lap Time	Gap
-----	----------	-----

**Lap 17**

20	1:35.723	
16	1:36.433	07.487
31	1:36.562	12.341
6	1:36.578	14.130
15	1:35.638	18.331
33	1:37.130	25.192
26	1:36.996	26.026
25	1:37.551	30.904
12	1:36.911	32.014
4	1:36.811	33.959
34	1:38.436	47.877
99	1:36.776	1:05.057



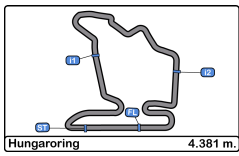


Hungaroring  
Euroformula Open  
Race - 2  
Best Sectors Results



Sector - 1				Sector - 2				Sector - 3				Ideal Lap vs Best Lap				
Clas	Nº	Driver	Time	Nº	Driver	Time	Nº	Driver	Time	Clas	Nº	Driver	Ideal Lap	Best Lap	Clas	
1	20	Yifei Ye	35.421	20	Yifei Ye	33.107	20	Yifei Ye	26.131	1	20	Yifei Ye	1:34.659	1:34.776	1	
2	6	Ido Cohen	35.543	16	Andreas Estner	33.295	31	Zane Maloney	26.293	2	16	Andreas Estner	1:35.167	1:35.342	2	
3	16	Andreas Estner	35.553	15	Sebastian Estner	33.296	16	Andreas Estner	26.319	3	31	Zane Maloney	1:35.243	1:35.423	4	
4	31	Zane Maloney	35.573	31	Zane Maloney	33.377	15	Sebastian Estner	26.404	4	15	Sebastian Estner	1:35.308	1:35.398	3	
5	15	Sebastian Estner	35.608	6	Ido Cohen	33.513	33	Manuel Maldonado	26.485	5	6	Ido Cohen	1:35.554	1:35.627	5	
6	25	Alexandre Bardinon	35.646	12	Glenn Van Berlo	33.696	6	Ido Cohen	26.498	6	26	Ayrton Simmons	1:36.084	1:36.280	6	
7	26	Ayrton Simmons	35.713	4	Niklas Krütten	33.778	99	Rui Andrade	26.549	7	25	Alexandre Bardinon	1:36.122	1:36.370	8	
8	4	Niklas Krütten	35.726	26	Ayrton Simmons	33.820	26	Ayrton Simmons	26.551	8	33	Manuel Maldonado	1:36.144	1:36.282	7	
9	33	Manuel Maldonado	35.734	25	Alexandre Bardinon	33.866	12	Glenn Van Berlo	26.596	9	4	Niklas Krütten	1:36.209	1:36.385	9	
10	99	Rui Andrade	35.843	33	Manuel Maldonado	33.925	25	Alexandre Bardinon	26.610	10	12	Glenn Van Berlo	1:36.267	1:36.471	10	
11	12	Glenn Van Berlo	35.975	99	Rui Andrade	33.930	34	Shihab Al-Habsi	26.666	11	99	Rui Andrade	1:36.322	1:36.471	11	
12	34	Shihab Al-Habsi	36.032	34	Shihab Al-Habsi	34.422	4	Niklas Krütten	26.705	12	34	Shihab Al-Habsi	1:37.120	1:37.352	12	



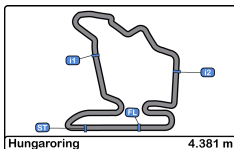


Hungaroring  
Euroformula Open  
Race - 2  
Leader Sequence



Nº	Entrant	Nat	Driver	Nat	Cat	Chassis	Team	Start Lap	End Lap	Laps	Total Laps
20	CryptoTower Racing	CHN	Yifei Ye	CHN		Dallara F320 Spiess	Cryptotower Racing	1	17	17	17



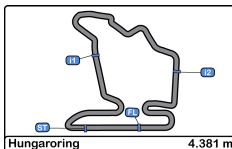


**Hungaroring**  
**Euroformula Open**  
**Race - 2**  
**Best 5 Lap Times**



Cls	Nº	Entrant	Nat	Driver	Nat	Cat	Cls	Chassis - Engine	Team	Best 1		Best 2		Best 3		Best 4		Best 5	
										Time	Lap	Time	Lap	Time	Lap	Time	Lap	Time	Lap
1	20	CryptoTower Racing		Yifei Ye				Dallara F320 Spiess	Cryptotower Racing	<b>1:34.776</b>	3	1:35.005	8	1:35.201	2	1:35.277	10	1:35.278	6
2	16	Van Amersfoort Racing		Andreas Estner				Dallara F320 HWA	Van Amersfoort Racing	<b>1:35.342</b>	3	1:35.459	8	1:35.504	4	1:35.529	7	1:35.549	5
3	15	Van Amersfoort Racing		Sebastian Estner		R	1	Dallara F320 HWA	Van Amersfoort Racing	<b>1:35.398</b>	14	1:35.638	17	1:35.677	16	1:35.781	13	1:36.019	15
4	31	Carlin		Zane Maloney		R	2	Dallara F320 Spiess	Carlin	<b>1:35.423</b>	3	1:35.523	4	1:35.870	8	1:35.891	15	1:35.898	11
5	6	Carlin		Ido Cohen				Dallara F320 Spiess	Carlin	<b>1:35.627</b>	7	1:35.745	4	1:35.811	5	1:35.821	8	1:35.847	6
6	26	Double R		Ayrton Simmons				Dallara F320 HWA	Double R	<b>1:36.280</b>	3	1:36.408	6	1:36.414	4	1:36.495	7	1:36.497	5
7	33	Team Motopark		Manuel Maldonado				Dallara F320 Spiess	Team Motopark	<b>1:36.282</b>	3	1:36.385	4	1:36.424	7	1:36.461	5	1:36.528	10
8	25	Van Amersfoort Racing		Alexandre Bardinon				Dallara F320 HWA	Van Amersfoort Racing	<b>1:36.370</b>	10	1:36.374	7	1:36.429	6	1:36.434	8	1:36.552	11
9	4	Team Motopark		Niklas Krütten		R	3	Dallara F320 Spiess	Team Motopark	<b>1:36.385</b>	9	1:36.636	8	1:36.723	5	1:36.730	3	1:36.748	10
10	12	Drivex		Glenn Van Berlo		R	4	Dallara F320 HWA	DRIVEX	<b>1:36.471</b>	11	1:36.546	4	1:36.569	7	1:36.597	8	1:36.723	6
11	99	CryptoTower Racing		Rui Andrade				Dallara F320 Spiess	Cryptotower Racing	<b>1:36.471</b>	3	1:36.776	17	1:36.843	7	1:36.955	8	1:36.976	11
12	34	Drivex		Shihab Al-Habsi		R	5	Dallara F320 HWA	DRIVEX	<b>1:37.352</b>	10	1:37.407	4	1:37.462	3	1:37.540	13	1:37.548	12



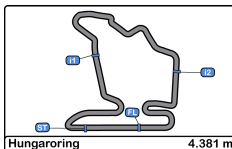


**Hungaroring**  
**Euroformula Open**  
**Race - 2**  
**Best 5 Top Speeds**



Cls	Nº	Entrant	Nat	Driver	Nat	Cat	Cls	Chassis - Engine	Team	Top 1		Top 2		Top 3		Top 4		Top 5		Avg
										Km/h	Lap	Km/h	Lap	Km/h	Lap	Km/h	Lap	Km/h	Lap	
1	26	Double R	GBR	Ayrton Simmons	GBR			Dallara F320 HWA	Double R	224.5	4	223.6	10	223.1	3	223.1	5	223.1	11	223.5
2	4	Team Motopark	DEU	Niklas Krütten	DEU	R	1	Dallara F320 Spiess	Team Motopark	223.6	2	223.1	4	222.6	10	221.3	3	221.3	5	222.4
3	15	Van Amersfoort Racing	NLD	Sebastian Estner	DEU	R	2	Dallara F320 HWA	Van Amersfoort Racing	223.6	5	223.6	8	223.6	13	223.1	9	223.1	10	223.4
4	34	Drivex	ESP	Shihab Al-Habsi	OMN	R	3	Dallara F320 HWA	DRIVEX	222.6	11	222.2	3	221.3	2	220.4	8	220.4	10	221.4
5	6	Carlin	GBR	Ido Cohen	ISR			Dallara F320 Spiess	Carlin	222.2	10	221.7	2	221.7	3	221.7	11	221.3	4	221.7
6	20	CryptoTower Racing	JPN	Yifei Ye	CHN			Dallara F320 Spiess	Cryptotower Racing	221.3	11	219.9	6	219.9	8	219.9	9	219.9	10	220.2
7	31	Carlin	GBR	Zane Maloney	BRB	R	4	Dallara F320 Spiess	Carlin	221.3	4	221.3	10	220.8	2	220.8	3	220.8	5	221.0
8	33	Team Motopark	DEU	Manuel Maldonado	VEN			Dallara F320 Spiess	Team Motopark	221.3	4	220.4	2	220.4	3	219.9	5	219.5	11	220.3
9	16	Van Amersfoort Racing	NLD	Andreas Estner	DEU			Dallara F320 HWA	Van Amersfoort Racing	220.8	11	220.4	8	220.4	10	219.9	2	219.9	3	220.3
10	25	Van Amersfoort Racing	NLD	Alexandre Bardinon	FRA			Dallara F320 HWA	Van Amersfoort Racing	220.8	8	220.8	10	220.8	11	220.4	3	219.9	12	220.5
11	12	Drivex	ESP	Glenn Van Berlo	NLD	R	5	Dallara F320 HWA	DRIVEX	220.4	2	219.9	5	219.9	8	219.9	9	219.9	10	220.0
12	99	CryptoTower Racing	JPN	Rui Andrade	AGO			Dallara F320 Spiess	Cryptotower Racing	219.9	2	219.5	4	219.5	10	219.5	17	219.0	8	219.5



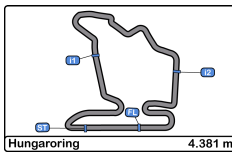


**Hungaroring**  
**Euroformula Open**  
**Race - 2**  
**Fastest Laps Sequence**



Lap	Time of Day	Session Time	Nº	Entrant	Nat	Driver	Nat	Cat	Chassis - Engine	Team	Time	Km/h
2	13:20:56.027	3:15.027	20	CryptoTower Racing Team		Yifei Ye		CHN	Dallara F320 Spiess	Cryptotower Racing Team	<b>1:35.201</b>	165.6
3	13:22:30.804	4:49.804	20	CryptoTower Racing Team		Yifei Ye		CHN	Dallara F320 Spiess	Cryptotower Racing Team	<b>1:34.776</b>	166.4



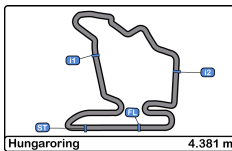


**Hungaroring**  
**Euroformula Open**  
**Race - 2**  
**Event Best Maximum Speed**



Nº	Entrant	Nat	Driver	Nat	Cat	Clas	Chassis - Engine	Team	Km/h	Session	
26	Double R		GBR Ayrton Simmons		GBR		Dallara F320 HWA	Double R	226.8	Qualifying - 1	
99	CryptoTower Racing Team		JPN Rui Andrade		AGO		Dallara F320 Spiess	Cryptotower Racing Team	225.9	Race - 1	
31	Carlin		GBR Zane Maloney		BRB	R	1	Dallara F320 Spiess	Carlin	225.4	Free Practice - 1
6	Carlin		GBR Ido Cohen		ISR		Dallara F320 Spiess	Carlin	225.4	Race - 1	
15	Van Amersfoort Racing		NLD Sebastian Estner		DEU	R	2	Dallara F320 HWA	Van Amersfoort Racing	224.0	Race - 1
20	CryptoTower Racing Team		JPN Yifei Ye		CHN		Dallara F320 Spiess	Cryptotower Racing Team	223.6	Free Practice - 1	
16	Van Amersfoort Racing		NLD Andreas Estner		DEU		Dallara F320 HWA	Van Amersfoort Racing	223.6	Free Practice - 1	
4	Team Motopark		DEU Niklas Krütten		DEU	R	3	Dallara F320 Spiess	Team Motopark	223.6	Race - 2
33	Team Motopark		DEU Manuel Maldonado		VEN		Dallara F320 Spiess	Team Motopark	223.1	Race - 1	
25	Van Amersfoort Racing		NLD Alexandre Bardinon		FRA		Dallara F320 HWA	Van Amersfoort Racing	222.6	Free Practice - 1	
34	Drivex		ESP Shihab Al-Habsi		OMN	R	4	Dallara F320 HWA	DRIVEX	222.6	Race - 2
12	Drivex		ESP Glenn Van Berlo		NLD	R	5	Dallara F320 HWA	DRIVEX	221.7	Free Practice - 1





**Hungaroring**  
**Euroformula Open**  
**Race - 2**  
**Lap Chart**

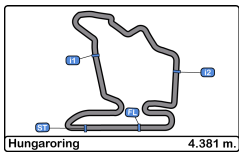


**LAP**

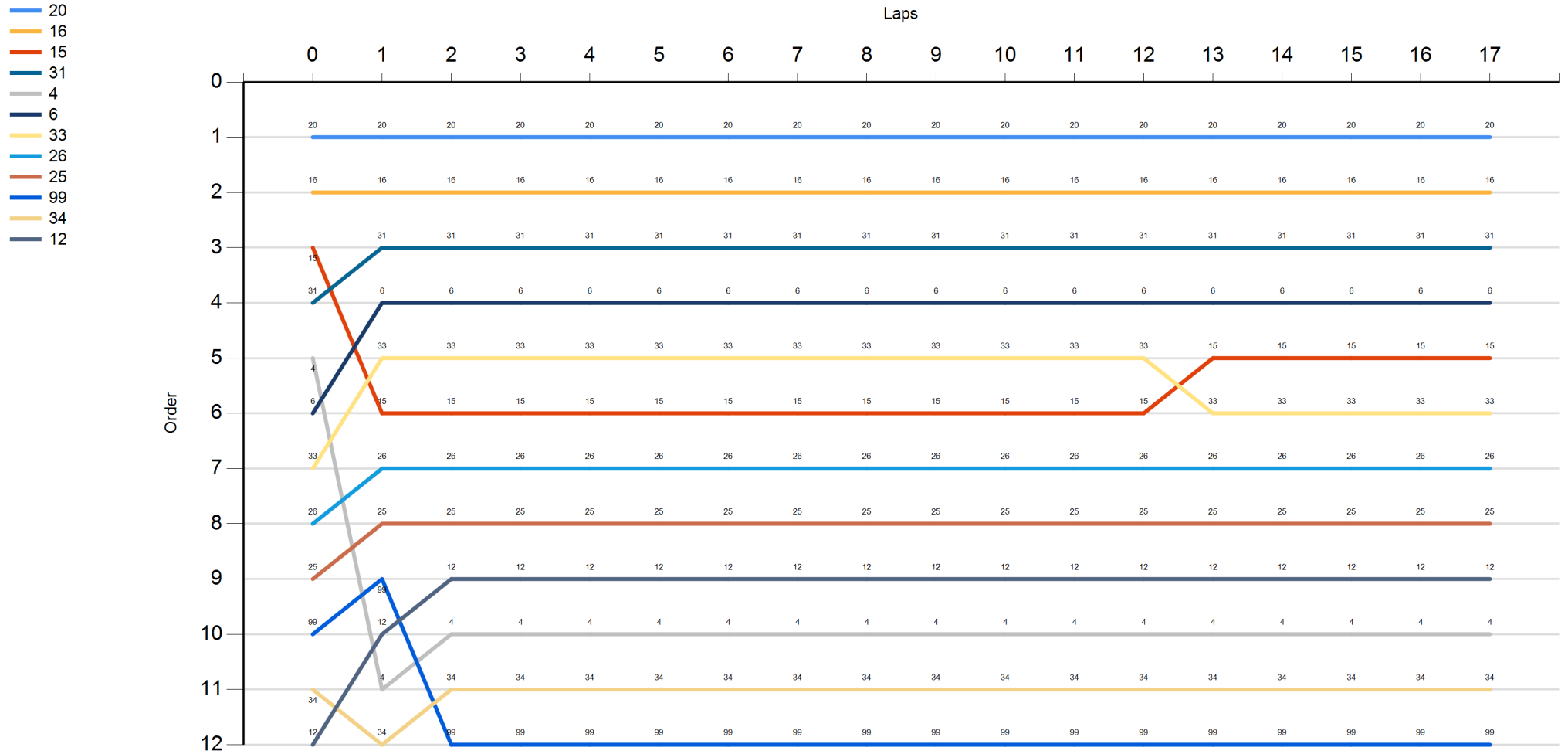
Nr	Po	Grid	1	2	3	4	5	6	7	8	9	10	11	12	13	14	15	16	17
20	<b>1</b>	20	20	20	20	20	20	20	20	20	20	20	20	20	20	20	20	20	20
16	<b>2</b>	16	16	16	16	16	16	16	16	16	16	16	16	16	16	16	16	16	16
15	<b>3</b>	15	31	31	31	31	31	31	31	31	31	31	31	31	31	31	31	31	31
31	<b>4</b>	31	6	6	6	6	6	6	6	6	6	6	6	6	6	6	6	6	6
4	<b>5</b>	4	33	33	33	33	33	33	33	33	33	33	33	33	15	15	15	15	15
6	<b>6</b>	6	15	15	15	15	15	15	15	15	15	15	15	15	33	33	33	33	33
33	<b>7</b>	33	26	26	26	26	26	26	26	26	26	26	26	26	26	26	26	26	26
26	<b>8</b>	26	25	25	25	25	25	25	25	25	25	25	25	25	25	25	25	25	25
25	<b>9</b>	25	99	12	12	12	12	12	12	12	12	12	12	12	12	12	12	12	12
99	<b>10</b>	99	12	4	4	4	4	4	4	4	4	4	4	4	4	4	4	4	4
34	<b>11</b>	34	4	34	34	34	34	34	34	34	34	34	34	34	34	34	34	34	34
12	<b>12</b>	12	34	99	99	99	99	99	99	99	99	99	99	99	99	99	99	99	99

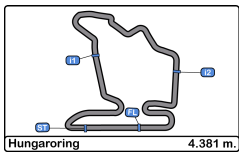






**Hungaroring**  
**Euroformula Open**  
**Race - 2**  
**Graphic Lap Chart**



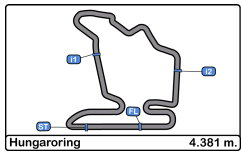


Hungaroring  
Euroformula Open  
Race - 2  
Pit Stop Analysis



<u>Nr.</u>	<u>In Day Time</u>	<u>Entrant</u>	<u>Nat</u>	<u>Driver</u>	<u>Nat</u>	<u>Cat</u>	<u>Chassis - Engine</u>	<u>Team</u>	<u>In Time</u>	<u>Stop N°</u>	<u>Pit Time</u>	<u>Handicap</u>	<u>Penalty</u>
------------	--------------------	----------------	------------	---------------	------------	------------	-------------------------	-------------	----------------	----------------	-----------------	-----------------	----------------

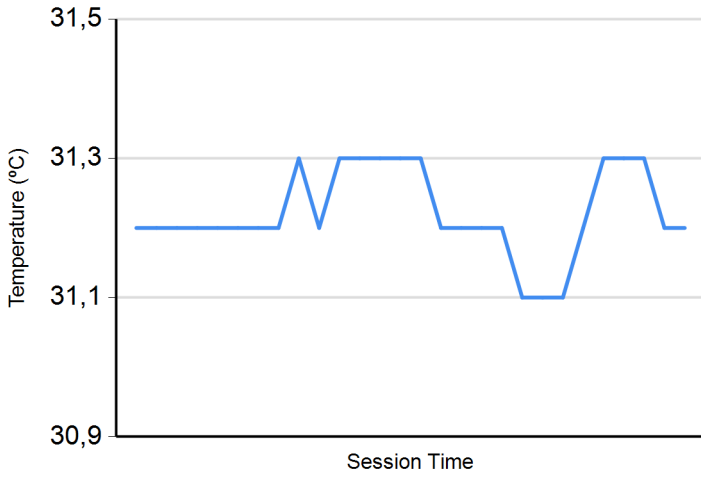




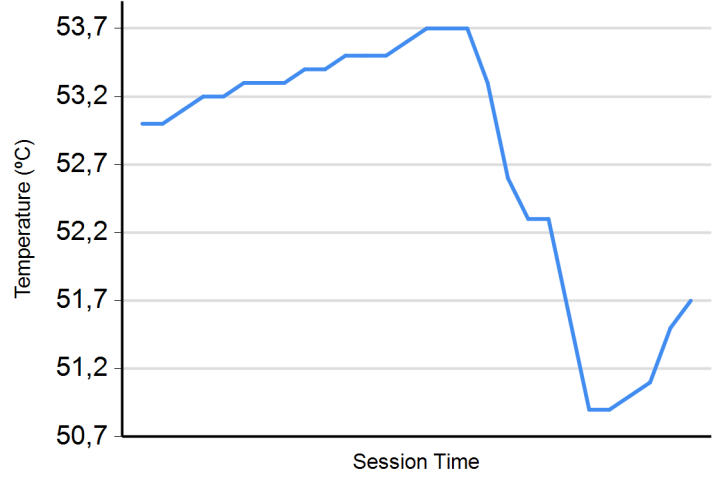
**Hungaroring**  
**Euroformula Open**  
**Race - 2**  
**Weather Report**



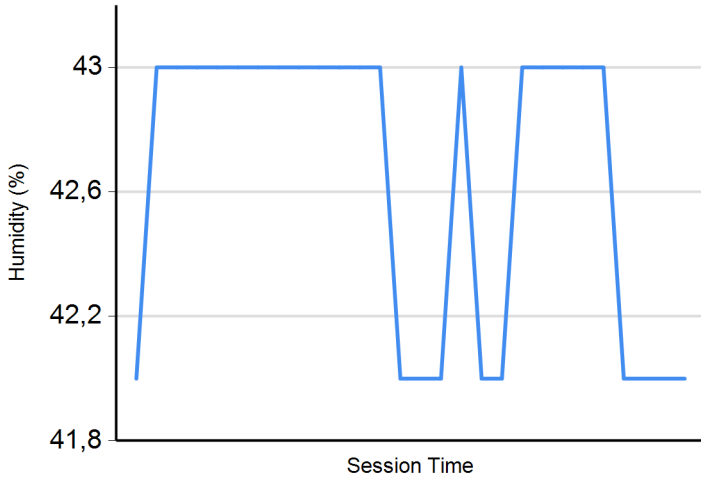
**Air Temperature**



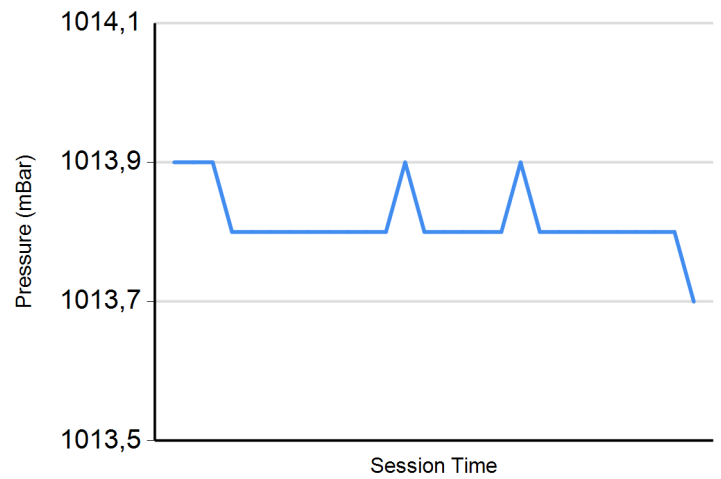
**Track Temperature**



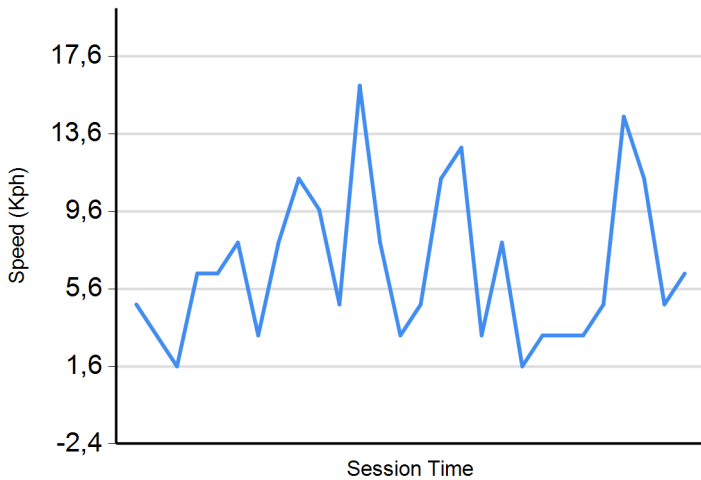
**Humidity**



**Pressure**



**Wind Speed**



**Wind direction**

North = 0°/360° Est = 90° South = 180° West = 270°

