

**Red Bull Ring**  
**International GT Open**  
**Qualifying - 1 Driver - 1**  
**Provisional Results**




Cls	Nº	Entrant/Team	Nat	Driver 1	Nat	Driver 2	Nat	Vehicle	Cat	Cls	Laps	Best	Time	Gap	Interval	Km/h
1	16	Teo Martín Motorsport	ESP	Marcelo Hahn	BRA	<u>Fran Rueda</u>	ESP	McLaren 720 S GT3	PROAM	1	13	11	1:27.950			176.7
2	17	AF Corse / APM Monaco	ITA	<u>Louis Prette</u>	MCO	Vincent Abril	MCO	Ferrari 488 GT3	PRO	1	13	9	1:28.308	0.358	0.358	176.0
3	24	Reiter Engineering	DEU	Patric Niederhauser	CHE	<u>Stefan Rosina</u>	SVK	KTM X-Bow GTX Concept	PRO	2	13	11	1:28.389	0.439	0.081	175.8
4	69	Ram Racing	GBR	<u>Sam De Haan</u>	GBR	Callum Macleod	GBR	Mercedes AMG GT3 - 2020	PROAM	2	14	13	1:28.434	0.484	0.045	175.7
5	7	Optimum Motorsport	USA	Brendan Iribe	USA	<u>Ollie Millroy</u>	GBR	McLaren 720 S GT3	PROAM	3	15	15	1:28.446	0.496	0.012	175.7
6	48	AF Corse / APM Monaco	ITA	<u>Stephane Ortelli</u>	MCO	Angelo Negro	ITA	Ferrari 488 GT3	PROAM	4	13	7	1:28.470	0.520	0.024	175.7
7	34	TF Sport	GBR	<u>Salih Yoluc</u>	TUR	Charlie Eastwood	IRL	Aston Martin Vantage GT3	PRO	3	13	6	1:28.591	0.641	0.121	175.4
8	72	Optimum Motorsport	GBR	<u>Nick Moss</u>	GBR	Joe Osborne	GBR	McLaren 720 S GT3	PROAM	5	13	3	1:28.689	0.739	0.098	175.2
9	59	Teo Martín Motorsport	ESP	<u>Miguel Ramos</u>	PRT	Henrique Chaves	PRT	McLaren 720 S GT3	PRO	4	12	11	1:28.731	0.781	0.042	175.1
10	88	JP Motorsport	POL	<u>Patryk Krupinski</u>	POL	Christian Klien	AUT	Mercedes AMG GT3 - 2016	PROAM	6	16	15	1:29.118	1.168	0.387	174.4
11	44	GetSpeed Performance	DEU	<u>Florian Scholze</u>	DEU	Jens Liebhauser	DEU	Mercedes AMG GT3 - 2020	AM	1	10	9	1:29.444	1.494	0.326	173.7
12	22	PZ Oberer Zürichsee by TFT	CHE	Niki Leutwiler	CHE			Porsche GT3-R	AM	2	5	3	1:29.997	2.047	0.553	172.7
13	13	AKM Motorsport	SVK	Alexey Nesov	RUS	<u>Alexander Moiseev</u>	RUS	Mercedes AMG GT3 - 2020	AM	3	19	18	1:30.010	2.060	0.013	172.7
14	40	SPS Automotive Performance	DEU	<u>Christian Hook</u>	DEU	Manuel Lauck	DEU	Mercedes AMG GT3 - 2020	AM	4	15	14	1:30.377	2.427	0.367	171.9

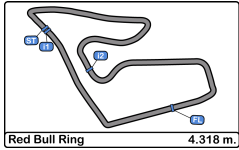
CAR 22 TIME:1:30.276 DELETED TRACK LIMITS AT T 9  
 CAR 44 TIME:1:29.553 DELETED TRACK LIMITS AT T 9  
 CAR 44 TIME 1:29.024 DELETED TRACK LIMITS AT T 10 - FOLLOWING LAP WILL ALSO BE DELETED  
 CAR 17 TIME:1:29.259 DELETED TRACK LIMITS AT T 9  
 CAR 7 TIME 1:29.086 DELETED TRACK LIMITS AT T 9  
 CAR 16 TIME 1:28.249 DELETED TRACK LIMITS AT T 9  
 CAR 40 TIME 1:30.383 DELETED TRACK LIMITS AT T 1  
 CAR 24 TIME 1:28.461 DELETED TRACK LIMITS AT T 9  
 CAR 17 TIME 1:28.476 DELETED TRACK LIMITS AT T 1  
 CAR 13 TIME 1:29.852 DELETED TRACK LIMITS AT T 1  
 CAR 17 TIME 1:28.216 DELETED TRACK LIMITS AT T 10 - FOLOWING WILL ALSO BE DELETED

Published at:.....

Track Temp: 18.7 °C    Air Temp: 19.7 °C    Humidity: 72 %    Track Status: DRY

<b>Stewards:</b>	<b>Race Director:</b>	<b>Timekeeper:</b> 
------------------	-----------------------	--






**Red Bull Ring**  
**International GT Open**  
**Qualifying - 1 Driver - 1**  
**Provisional Results by Class**



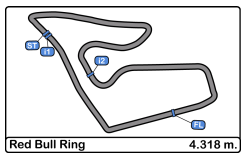
Cls	Nº	Entrant/Team	Nat	Driver 1	Nat	Driver 2	Nat	Vehicle	Cat	Cls	Laps	Best	Time	Gap	Interval	Km/h
<b>PRO</b>																
1	17	AF Corse / APM Monaco	ITA	<b>Louis Prette</b>	MCO	Vincent Abril	MCO	Ferrari 488 GT3	PRO	1	13	9	1:28.308			176.0
2	24	Reiter Engineering	DEU	Patric Niederhauser	CHE	<b>Stefan Rosina</b>	SVK	KTM X-Bow GTX Concept	PRO	2	13	11	1:28.389	0.081	0.081	175.8
3	34	TF Sport	GBR	<b>Salih Yoluc</b>	TUR	Charlie Eastwood	IRL	Aston Martin Vantage GT3	PRO	3	13	6	1:28.591	0.283	0.202	175.4
4	59	Teo Martín Motorsport	ESP	<b>Miguel Ramos</b>	PRT	Henrique Chaves	PRT	McLaren 720 S GT3	PRO	4	12	11	1:28.731	0.423	0.140	175.1
<b>PROAM</b>																
1	16	Teo Martín Motorsport	ESP	Marcelo Hahn	BRA	<b>Fran Rueda</b>	ESP	McLaren 720 S GT3	PROAM	1	13	11	1:27.950			176.7
2	69	Ram Racing	GBR	<b>Sam De Haan</b>	GBR	Callum Macleod	GBR	Mercedes AMG GT3 - 2020	PROAM	2	14	13	1:28.434	0.484	0.484	175.7
3	7	Optimum Motorsport	GBR	Brendan Iribe	USA	<b>Ollie Millroy</b>	GBR	McLaren 720 S GT3	PROAM	3	16	15	1:28.446	0.496	0.012	175.7
4	48	AF Corse / APM Monaco	ITA	<b>Stephane Ortelli</b>	MCO	Angelo Negro	ITA	Ferrari 488 GT3	PROAM	4	13	7	1:28.470	0.520	0.024	175.7
5	72	Optimum Motorsport	GBR	<b>Nick Moss</b>	GBR	Joe Osborne	GBR	McLaren 720 S GT3	PROAM	5	13	3	1:28.689	0.739	0.219	175.2
6	88	JP Motorsport	POL	<b>Patryk Krupinski</b>	POL	Christian Klien	AUT	Mercedes AMG GT3 - 2016	PROAM	6	16	15	1:29.118	1.168	0.429	174.4
<b>AM</b>																
1	44	GetSpeed Performance	DEU	<b>Florian Scholze</b>	DEU	Jens Liebhauser	DEU	Mercedes AMG GT3 - 2020	AM	1	10	9	1:29.444			173.7
2	22	PZ Oberer Zürichsee by TFT	CHE	Niki Leutwiler	CHE			Porsche GT3-R	AM	2	5	3	1:29.997	0.553	0.553	172.7
3	13	AKM Motorsport	SVK	Alexey Nesov	RUS	<b>Alexander Moiseev</b>	RUS	Mercedes AMG GT3 - 2020	AM	3	19	18	1:30.010	0.566	0.013	172.7
4	40	SPS Automotive Performance	DEU	<b>Christian Hook</b>	DEU	Manuel Lauck	DEU	Mercedes AMG GT3 - 2020	AM	4	15	14	1:30.377	0.933	0.367	171.9

Published at:.....

Track Temp: 18.7 °C    Air Temp: 19.7 °C    Humidity: 72 %    Track Status: DRY

<b>Stewards:</b>	<b>Race Director:</b>	<b>Timekeeper:</b> 
------------------	-----------------------	--





**Red Bull Ring**  
**International GT Open**  
**Qualifying - 1 Driver - 1**  
**Lap Analysis**



**7** 1 Brendan Iribe McLaren 720 S GT3  
 PROAM 2 Ollie Millroy Optimum Motorsport

Lap	D	Time	Sector 1	Sector 2	Sector 3	T. Spd	Elapsed
1	2	11:22:02.780	11:20:54.166	41.009	27.605	229.2	11:22:02.780
2	2	1:40.731 P	22.319	40.065	38.347	237.8	11:23:43.511
3	2	5:12.929	4:01.583	40.153	31.193	235.8	11:28:56.440
4	2	<del>4:29.086</del>	22.307	39.701	27.078	238.9	11:30:25.526
5	2	1:28.918	22.148	39.708	27.062	240.0	11:31:54.444
6	2	1:28.830	22.162	39.572	27.096	240.0	11:33:23.274
7	2	1:28.696	22.075	39.613	27.008	240.5	11:34:51.970
8	2	1:28.533	22.072	<b>39.506</b>	26.955	239.4	11:36:20.503
9	2	1:33.390 P	22.057	39.602	31.731	240.0	11:37:53.893
10	2	4:57.113	3:47.234	41.970	27.909	235.8	11:42:51.006
11	2	1:28.991	22.153	39.796	27.042	240.0	11:44:19.997
12	2	1:53.658 P	22.041	44.766	46.851	240.5	11:46:13.655
13	2	3:40.517	2:33.456	40.016	27.045	236.8	11:49:54.172
14	2	1:28.958	22.131	39.945	<b>26.882</b>	239.4	11:51:23.130
15	2	<b>1:28.446</b>	<b>21.963</b>	39.567	26.916	241.0	11:52:51.576
16	2	1:45.105 P	23.313	46.754	35.038	186.5	11:54:36.681

**13** 1 Alexey Nesov Mercedes AMG GT3 - 2020  
 AM 2 Alexander Moiseev AKM Motorsport

Lap	D	Time	Sector 1	Sector 2	Sector 3	T. Spd	Elapsed
1	2	11:17:12.196	11:16:01.213	41.730	29.253	228.3	11:17:12.196
2	2	1:33.202	23.241	41.119	28.842	232.2	11:18:45.398
3	2	1:32.926	22.644	41.677	28.605	235.2	11:20:18.324
4	2	1:31.987	22.667	40.842	28.478	233.7	11:21:50.311
5	2	1:35.920 P	22.616	40.805	32.499	234.2	11:23:26.231
6	2	6:31.008	5:21.551	41.101	28.356	230.2	11:29:57.239
7	2	1:31.135	22.560	40.476	28.099	234.2	11:31:28.374
8	2	1:30.297	22.281	40.284	27.732	234.7	11:32:58.671
9	2	1:31.281	22.463	40.813	28.005	234.7	11:34:29.952
10	2	1:31.209	22.511	40.692	28.006	235.2	11:36:01.161
11	2	1:34.793 P	22.541	<b>39.969</b>	32.283	235.8	11:37:35.954
12	2	3:26.265	2:18.165	40.319	27.781	232.2	11:41:02.219
13	2	1:30.089	22.391	40.142	27.556	235.8	11:42:32.308
14	2	<del>4:29.852</del>	22.267	40.043	<b>27.542</b>	236.3	11:44:02.160
15	2	1:52.568 P	22.223	40.850	49.495	236.3	11:45:54.728
16	2	3:38.939	2:30.082	40.508	28.349	232.2	11:49:33.667
17	2	1:30.739	22.507	40.412	27.820	236.3	11:51:04.406
18	2	<b>1:30.010</b>	22.251	40.030	27.729	235.8	11:52:34.416
19	2	1:35.480 P	<b>22.220</b>	41.116	32.144	236.8	11:54:09.896

**16** 1 Marcelo Hahn McLaren 720 S GT3  
 PROAM 2 Fran Rueda Teo Martín Motorsport

Lap	D	Time	Sector 1	Sector 2	Sector 3	T. Spd	Elapsed
1	2	11:22:48.826	11:21:36.861	42.622	29.343	173.9	11:22:48.826
2	2	2:17.126 P	24.398	54.474	58.254	133.0	11:25:05.952
3	2	3:30.787	2:22.623	40.689	27.475	235.2	11:28:36.739
4	2	1:28.901	22.229	39.547	27.125	238.4	11:30:05.640
5	2	1:28.568	22.113	39.367	27.088	240.0	11:31:34.208
6	2	1:31.323	22.086	41.056	28.181	240.0	11:33:05.531
7	2	<del>4:28.249</del>	22.062	39.333	26.854	240.0	11:34:33.780
8	2	1:28.146	21.958	39.289	26.899	240.5	11:36:01.926
9	2	1:38.123 P	22.664	40.639	34.820	228.8	11:37:40.049
10	2	5:22.367	4:15.725	39.701	26.941	236.3	11:43:02.416
11	2	<b>1:27.950</b>	22.029	<b>39.218</b>	<b>26.703</b>	240.0	11:44:30.366
12	2	1:49.609 P	<b>21.850</b>	48.094	39.665	241.0	11:46:19.975
13	2	4:29.961 P	3:18.038	39.917	32.006	236.3	11:50:49.936

**17** 1 Louis Prette Ferrari 488 GT3  
 PRO 2 Vincent Abril AF Corse / APM Monaco

Lap	D	Time	Sector 1	Sector 2	Sector 3	T. Spd	Elapsed
1	1	11:17:42.245	11:16:27.597	45.584	29.064	194.2	11:17:42.245
2	1	1:30.224	22.507	40.350	27.367	234.7	11:19:12.469
3	1	<del>4:29.259</del>	22.311	39.834	27.114	237.3	11:20:41.728
4	1	1:28.960	22.121	39.774	27.065	236.8	11:22:10.688
5	1	1:43.605 P	22.147	40.802	40.656	237.3	11:23:54.293
6	1	15:00.853	13:47.653	44.299	28.901	205.3	11:38:55.146
7	1	1:29.168	22.247	39.930	26.991	238.4	11:40:24.314
8	1	<del>4:28.476</del>	<b>22.032</b>	39.606	26.838	237.3	11:41:52.790
9	1	<b>1:28.308</b>	22.115	39.487	<b>26.706</b>	237.8	11:43:21.098
10	1	<del>4:28.216</del>	22.045	<b>39.462</b>	26.709	236.8	11:44:49.314
11	1	1:51.613 P	25.313	48.798	37.502	168.4	11:46:40.927
12	1	3:49.299	2:41.477	40.591	27.231	230.2	11:50:30.226
13	1	1:34.719 P	22.266	39.815	32.638	236.3	11:52:04.945

**22** 1 Niki Leutwiler Porsche GT3-R  
 AM 2 PZ Oberer Zürichsee by TFT

Lap	D	Time	Sector 1	Sector 2	Sector 3	T. Spd	Elapsed
1	1	11:17:47.327	11:16:32.846	45.093	29.388	157.8	11:17:47.327
2	1	<del>4:30.276</del>	22.605	40.303	<b>27.368</b>	235.2	11:19:17.603
3	1	<b>1:29.997</b>	22.509	40.022	<b>27.466</b>	235.2	11:20:47.600
4	1	1:34.335	<b>22.302</b>	<b>40.021</b>	32.012	236.3	11:22:21.935
5	1	5:01.927 P		4:36.341	1:37.619		11:27:23.862

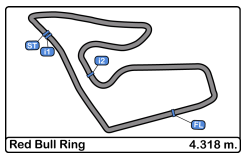
**24** 1 Patric Niederhauser KTM X-Bow GTX Concept  
 PRO 2 Stefan Rosina Reiter Engineering

Lap	D	Time	Sector 1	Sector 2	Sector 3	T. Spd	Elapsed
1	2	11:22:23.421	11:20:51.807	53.027	38.587	215.1	11:22:23.421
2	2	2:27.631 P	21.983	1:00.504	1:05.144	241.6	11:24:51.052
3	2	4:00.883	2:49.225	42.690	28.968	162.4	11:28:51.935
4	2	1:29.266	22.002	39.910	27.354	241.6	11:30:21.201
5	2	1:28.671	21.807	39.592	27.272	241.6	11:31:49.872
6	2	1:29.104	21.867	39.708	27.529	242.1	11:33:18.976
7	2	1:37.479 P	22.546	40.800	34.133	241.6	11:34:56.455
8	2	2:22.415	1:11.117	42.229	29.069	210.1	11:37:18.870
9	2	1:29.340	22.020	39.786	27.534	241.0	11:38:48.210
10	2	<del>4:28.464</del>	21.721	39.402	27.338	241.6	11:40:16.671
11	2	<b>1:28.389</b>	21.772	<b>39.386</b>	<b>27.231</b>	241.6	11:41:45.060
12	2	1:28.400	<b>21.700</b>	39.449	27.251	242.1	11:43:13.460
13	2	1:36.741 P	22.430	41.455	32.856	234.2	11:44:50.201

**34** 1 Salih Yoluc Aston Martin Vantage GT3  
 PRO 2 Charlie Eastwood TF Sport

Lap	D	Time	Sector 1	Sector 2	Sector 3	T. Spd	Elapsed
1	1	11:23:06.379	11:21:50.294	44.645	31.440	212.1	11:23:06.379
2	1	2:28.580 P	39.925	1:01.672	46.983	114.0	11:25:34.959
3	1	3:07.944	1:53.335	43.702	30.907	231.2	11:28:42.903
4	1	1:29.124	22.249	39.818	27.057	237.3	11:30:12.027
5	1	1:28.919	22.241	39.735	<b>26.943</b>	239.4	11:31:40.946
6	1	<b>1:28.591</b>	<b>21.950</b>	39.694	26.947	241.0	11:33:09.537
7	1	1:37.985 P	22.061	41.373	34.551	233.7	11:34:47.522
8	1	7:58.707	6:50.802	39.994	27.911	232.7	11:42:46.229
9	1	1:29.396	22.138	39.541	27.717	237.8	11:44:15.625
10	1	1:56.522 P	22.067	47.131	47.324	238.9	11:46:12.147
11	1	3:30.091	2:21.965	40.315	27.811	233.7	11:49:42.238
12	1	1:28.598	22.031	<b>39.513</b>	27.054	239.4	11:51:10.836
13	1	1:39.259 P	22.331	39.784	37.144	237.8	11:52:50.095





**Red Bull Ring**  
**International GT Open**  
**Qualifying - 1 Driver - 1**  
**Lap Analysis**



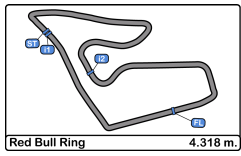
**40** 1 Christian Hook Mercedes AMG GT3 - 2020 **59** 1 Miguel Ramos McLaren 720 S GT3  
 AM 2 Manuel Lauck SPS Automotive Performance PRO 2 Henrique Chaves Teo Martín Motorsport

Lap	D	Time	Sector 1	Sector 2	Sector 3	T. Spd	Elapsed	Lap	D	Time	Sector 1	Sector 2	Sector 3	T. Spd	Elapsed
1	1	11:18:03.682	11:16:51.114	43.743	28.825	217.3	11:18:03.682	1	1	11:18:01.136	11:16:50.722	41.897	28.517	204.1	11:18:01.136
2	1	1:33.297	23.157	41.479	28.661	233.7	11:19:36.979	2	1	1:29.713	22.521	39.858	27.334	236.3	11:19:30.849
3	1	1:32.675	22.806	41.412	28.457	234.2	11:21:09.654	3	1	1:28.964	22.026	39.678	27.260	238.4	11:20:59.813
4	1	1:32.295	22.848	41.274	28.173	234.2	11:22:41.949	4	1	1:28.800	22.074	39.494	27.232	238.9	11:22:28.613
5	1	2:21.657 P	22.831	52.866	1:05.960	234.2	11:25:03.606	5	1	2:31.148 P	25.337	53.526	1:12.285	211.7	11:24:59.761
6	1	6:32.050	5:21.587	40.850	29.613	229.7	11:31:35.656	6	1	9:01.465	7:52.323	41.171	27.971	233.7	11:34:01.226
7	1	1:31.374	22.868	40.684	27.822	233.7	11:33:07.030	7	1	1:28.794	22.295	39.407	27.092	237.3	11:35:30.020
8	1	1:30.708	22.637	40.335	27.736	235.2	11:34:37.738	8	1	1:29.104	22.146	39.546	27.412	238.4	11:36:59.124
9	1	1:30.761	22.581	40.509	27.671	234.7	11:36:08.499	9	1	1:29.005	22.108	39.517	27.380	238.4	11:38:28.129
10	1	1:30.720	22.615	40.566	27.539	234.2	11:37:39.219	10	1	1:28.736	22.101	39.414	27.221	238.9	11:39:56.865
11	1	<del>1:30.383</del>	22.507	40.325	27.551	234.2	11:39:09.602	11	1	1:28.731	22.068	39.466	27.197	237.8	11:41:25.596
12	1	1:30.657	22.675	40.330	27.652	234.7	11:40:40.259	12	1	1:47.120 P	22.042	39.689	45.389	240.0	11:43:12.716
13	1	1:30.518	22.529	40.475	27.514	234.7	11:42:10.777	<b>69</b> 1 Sam De Haan Mercedes AMG GT3 - 2020							
14	1	1:30.377	22.467	40.322	27.588	234.7	11:43:41.154	PROAM 2 Callum Macleod Ram Racing							
15	1	1:40.669 P	22.610	40.692	37.367	234.7	11:45:21.823								

Lap	D	Time	Sector 1	Sector 2	Sector 3	T. Spd	Elapsed	Lap	D	Time	Sector 1	Sector 2	Sector 3	T. Spd	Elapsed
1	1	11:17:52.102	11:16:40.702	43.078	28.322	231.7	11:17:52.102	1	1	11:16:36.603	11:15:25.848	42.033	28.722	231.2	11:16:36.603
2	1	<del>1:29.553</del>	22.410	39.854	27.289	238.9	11:19:21.655	2	1	1:31.478	22.879	40.540	28.059	236.8	11:18:08.081
3	1	<del>1:29.024</del>	22.126	39.764	27.134	240.0	11:20:50.679	3	1	1:36.992 P	22.815	40.838	33.339	237.8	11:19:45.073
4	1	<del>1:29.885</del>	22.019	40.090	27.776	239.4	11:22:20.564	4	1	9:02.700	7:45.563	43.149	33.988	234.7	11:28:47.773
5	1	2:20.312 P	22.156	56.378	1:01.778	238.9	11:24:40.876	5	1	1:29.689	22.319	40.068	27.302	237.3	11:30:17.462
6	1	6:08.681	4:59.295	41.191	28.195	228.8	11:30:49.557	6	1	1:29.482	22.245	39.940	27.297	238.9	11:31:46.944
7	1	1:29.906	22.355	40.145	27.406	237.8	11:32:19.463	7	1	1:28.863	22.259	39.635	26.969	239.4	11:33:15.807
8	1	1:29.494	22.184	39.877	27.433	238.9	11:33:48.957	8	1	1:28.960	22.067	39.757	27.136	241.0	11:34:44.767
9	1	1:29.444	22.364	39.765	27.315	238.9	11:35:18.401	9	1	1:36.344 P	22.253	41.401	32.690	239.4	11:36:21.111
10	1	1:36.942 P	22.189	39.770	34.983	238.9	11:36:55.343	10	1	2:44.940	1:37.174	40.300	27.466	235.8	11:39:06.051
								11	1	1:28.928	22.264	39.766	26.898	238.4	11:40:34.979
								12	1	1:28.618	22.136	39.599	26.883	238.9	11:42:03.597
								13	1	1:28.434	22.024	39.472	26.938	240.0	11:43:32.031
								14	1	1:36.669 P	22.124	41.021	33.524	240.0	11:45:08.700

Lap	D	Time	Sector 1	Sector 2	Sector 3	T. Spd	Elapsed	Lap	D	Time	Sector 1	Sector 2	Sector 3	T. Spd	Elapsed
1	1	11:17:40.570	11:16:25.446	46.409	28.715	192.8	11:17:40.570	<b>72</b> 1 Nick Moss McLaren 720 S GT3							
2	1	1:30.099	22.376	40.125	27.598	236.8	11:19:10.669	PROAM 2 Joe Osborne Optimum Motorsport							
3	1	1:29.071	22.295	39.760	27.016	237.3	11:20:39.740	1	1	11:18:20.708	11:17:12.740	40.055	27.913	237.3	11:18:20.708
4	1	1:29.669	22.186	40.218	27.265	238.4	11:22:09.409	2	1	1:28.974	21.979	39.685	27.310	243.2	11:19:49.682
5	1	1:41.672 P	22.067	40.432	39.173	237.8	11:23:51.081	3	1	1:28.689	21.794	39.573	27.322	244.8	11:21:18.371
6	1	15:02.897	13:46.585	47.973	28.339	203.3	11:38:53.978	4	1	1:33.234	21.795	41.859	29.580	244.3	11:22:51.605
7	1	1:28.470	22.188	39.527	26.755	237.8	11:40:22.448	5	1	2:17.985 P	24.100	56.538	57.347	120.5	11:25:09.590
8	1	1:28.573	22.049	39.543	26.981	238.9	11:41:51.021	6	1	10:24.358	9:15.407	40.578	28.373	223.6	11:35:33.948
9	1	1:35.656	22.130	46.225	27.301	237.8	11:43:26.677	7	1	1:29.760	22.323	39.969	27.468	237.3	11:37:03.708
10	1	4:36.802 P	22.012	3:38.904	35.886	239.4	11:48:03.479	8	1	1:29.625	22.276	39.844	27.505	238.4	11:38:33.333
11	1	2:47.854	1:39.815	40.336	27.703	235.8	11:50:51.333	9	1	1:33.533	22.663	42.170	28.700	236.8	11:40:06.866
12	1	1:29.012	22.164	39.862	26.986	238.4	11:52:20.345	10	1	1:30.572	22.313	40.164	28.095	237.8	11:41:37.438
13	1	1:42.642 P	22.627	45.340	34.675	216.4	11:54:02.987	11	1	1:29.552	22.192	39.869	27.491	239.4	11:43:06.990
								12	1	1:29.917	22.237	39.913	27.767	238.9	11:44:36.907
								13	1	1:53.796 P	22.201	53.867	37.728	238.9	11:46:30.703





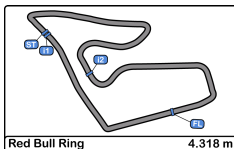
**Red Bull Ring**  
**International GT Open**  
**Qualifying - 1 Driver - 1**  
**Lap Analysis**



**88**      1 Patryk Krupinski      Mercedes AMG GT3 - 2016  
 PROAM      2 Christian Klien      JP Motorsport

Lap	D	Time	Sector 1	Sector 2	Sector 3	T. Spd	Elapsed
1	1	11:16:51.125	11:15:41.488	41.471	28.166	230.2	11:16:51.125
2	1	1:31.185	22.651	40.738	27.796	234.2	11:18:22.310
3	1	1:30.118	22.450	40.129	27.539	235.8	11:19:52.428
4	1	1:29.936	22.504	39.983	27.449	235.2	11:21:22.364
5	1	1:29.760	22.255	40.010	27.495	235.2	11:22:52.124
6	1	2:19.675 P	24.586	1:02.594	52.495	126.9	11:25:11.799
7	1	3:55.764	2:48.564	40.060	27.140	231.7	11:29:07.563
8	1	1:29.347	22.189	40.039	<b>27.119</b>	235.2	11:30:36.910
9	1	1:29.394	22.223	39.921	27.250	235.2	11:32:06.304
10	1	1:29.420	22.252	<b>39.794</b>	27.374	236.3	11:33:35.724
11	1	1:34.586 P	22.394	39.837	32.355	236.3	11:35:10.310
12	1	4:12.015	3:04.625	40.057	27.333	232.7	11:39:22.325
13	1	1:29.748	22.371	40.117	27.260	235.8	11:40:52.073
14	1	1:29.485	22.223	39.972	27.290	236.3	11:42:21.558
15	1	<b>1:29.118</b>	<b>22.154</b>	39.833	27.131	237.3	11:43:50.676
16	1	2:02.558 P	22.734	43.328	56.496	216.0	11:45:53.234



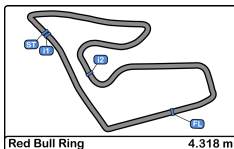


**Red Bull Ring**  
**International GT Open**  
**Qualifying - 1 Driver - 1**  
**Best Sectors Results**



Sector - 1				Sector - 2				Sector - 3				Ideal Lap vs Best Lap				
Clas	Nº	Driver	Time	Nº	Driver	Time	Nº	Driver	Time	Clas	Nº	Driver	Ideal Lap	Best Lap	Clas	
1	24	Stefan Rosina	21.700	16	Fran Rueda	39.218	16	Fran Rueda	26.703	1	16	Fran Rueda	1:27.771	1:27.950	1	
2	72	Nick Moss	21.794	24	Stefan Rosina	39.386	17	Louis Prette	26.706	2	17	Louis Prette	1:28.200	1:28.308	2	
3	16	Fran Rueda	21.850	59	Miguel Ramos	39.407	48	Stephane Ortelli	26.755	3	48	Stephane Ortelli	1:28.294	1:28.470	6	
4	34	Salih Yoluc	21.950	17	Louis Prette	39.462	7	Ollie Millroy	26.882	4	24	Stefan Rosina	1:28.317	1:28.389	3	
5	7	Ollie Millroy	21.963	69	Sam De Haan	39.472	69	Sam De Haan	26.883	5	7	Ollie Millroy	1:28.351	1:28.446	5	
6	48	Stephane Ortelli	22.012	7	Ollie Millroy	39.506	34	Salih Yoluc	26.943	6	69	Sam De Haan	1:28.379	1:28.434	4	
7	44	Florian Scholze	22.019	34	Salih Yoluc	39.513	59	Miguel Ramos	27.092	7	34	Salih Yoluc	1:28.406	1:28.591	7	
8	69	Sam De Haan	22.024	48	Stephane Ortelli	39.527	88	Patryk Krupinski	27.119	8	59	Miguel Ramos	1:28.525	1:28.731	9	
9	59	Miguel Ramos	22.026	72	Nick Moss	39.573	44	Florian Scholze	27.134	9	72	Nick Moss	1:28.677	1:28.689	8	
10	17	Louis Prette	22.032	44	Florian Scholze	39.764	24	Stefan Rosina	27.231	10	44	Florian Scholze	1:28.917	1:29.444	11	
11	88	Patryk Krupinski	22.154	88	Patryk Krupinski	39.794	72	Nick Moss	27.310	11	88	Patryk Krupinski	1:29.067	1:29.118	10	
12	13	Alexander Moiseev	22.220	13	Alexander Moiseev	39.969	22	Niki Leutwiler	27.368	12	22	Niki Leutwiler	1:29.691	1:29.997	12	
13	22	Niki Leutwiler	22.302	22	Niki Leutwiler	40.021	40	Christian Hook	27.514	13	13	Alexander Moiseev	1:29.731	1:30.010	13	
14	40	Christian Hook	22.467	40	Christian Hook	40.322	13	Alexander Moiseev	27.542	14	40	Christian Hook	1:30.303	1:30.377	14	



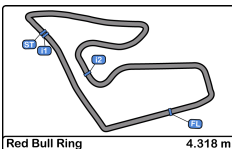


**Red Bull Ring**  
**International GT Open**  
**Qualifying - 1 Driver - 1**  
**Best 5 Lap Times**



Cl	Nº	Entrant/Team	Nat	Driver 1	Nat	Status	Driver 2	Nat	Status	Vehicle	Cat	Cl	Best 1		Best 2		Best 3		Best 4		Best 5	
													Time	Lap	Time	Lap	Time	Lap	Time	Lap	Time	Lap
1	16	Teo Martín Motorsport	ESP	Marcelo Hahn	BRA		Fran Rueda	ESP		McLaren 720 S GT3	PROAM	1	1:27.950	11	1:28.146	8	1:28.568	5	1:28.901	4	1:31.323	6
2	17	AF Corse / APM Monaco	ITA	Louis Prette	MCO		Vincent Abril	MCO		Ferrari 488 GT3	PRO	1	1:28.308	9	1:28.960	4	1:29.168	7	1:30.224	2	1:34.719	13
3	24	Reiter Engineering	DEU	Patric Niederhauser	CHE		Stefan Rosina	SVK		KTM X-Bow GTX Concept	PRO	2	1:28.389	11	1:28.400	12	1:28.671	5	1:29.104	6	1:29.266	4
4	69	Ram Racing	GBR	Sam De Haan	GBR		Callum Macleod	GBR		Mercedes AMG GT3 - 2020	PROAM	2	1:28.434	13	1:28.618	12	1:28.863	7	1:28.928	11	1:28.960	8
5	7	Optimum Motorsport	GBR	Brendan Iribe	USA		Ollie Millroy	GBR		McLaren 720 S GT3	PROAM	3	1:28.446	15	1:28.533	8	1:28.696	7	1:28.830	6	1:28.918	5
6	48	AF Corse / APM Monaco	ITA	Stephane Ortelli	MCO		Angelo Negro	ITA		Ferrari 488 GT3	PROAM	4	1:28.470	7	1:28.573	8	1:29.012	12	1:29.071	3	1:29.669	4
7	34	TF Sport	GBR	Salih Yoluc	TUR		Charlie Eastwood	IRL		Aston Martin Vantage GT3	PRO	3	1:28.591	6	1:28.598	12	1:28.919	5	1:29.124	4	1:29.396	9
8	72	Optimum Motorsport	GBR	Nick Moss	GBR		Joe Osborne	GBR		McLaren 720 S GT3	PROAM	5	1:28.689	3	1:28.974	2	1:29.552	11	1:29.625	8	1:29.760	7
9	59	Teo Martín Motorsport	ESP	Miguel Ramos	PRT		Henrique Chaves	PRT		McLaren 720 S GT3	PRO	4	1:28.731	11	1:28.736	10	1:28.794	7	1:28.800	4	1:28.964	3
10	88	JP Motorsport	POL	Patryk Krupinski	POL		Christian Klien	AUT		Mercedes AMG GT3 - 2016	PROAM	6	1:29.118	15	1:29.347	8	1:29.394	9	1:29.420	10	1:29.485	14
11	44	GetSpeed Performance	DEU	Florian Scholze	DEU		Jens Liebhauser	DEU		Mercedes AMG GT3 - 2020	AM	1	1:29.444	9	1:29.494	8	1:29.906	7	1:36.942	10	6:08.681	6
12	22	PZ Oberer Zürichsee by TFT	CHE	Niki Leutwiler	CHE					Porsche GT3-R	AM	2	1:29.997	3	1:34.335	4	5:01.927	5				
13	13	AKM Motorsport	SRB	Alexey Nesov	RUS		Alexander Moiseev	RUS		Mercedes AMG GT3 - 2020	AM	3	1:30.010	18	1:30.089	13	1:30.297	8	1:30.739	17	1:31.135	7
14	40	SPS Automotive Performance	DEU	Christian Hook	DEU		Manuel Lauck	DEU		Mercedes AMG GT3 - 2020	AM	4	1:30.377	14	1:30.518	13	1:30.657	12	1:30.708	8	1:30.720	10





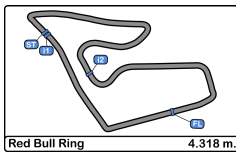
**Red Bull Ring**  
**International GT Open**  
**Qualifying - 1 Driver - 1**  
**Best 5 Top Speeds**



Cl	Nº	Entrant/Team	Nat	Driver 1	Nat	Driver 2	Nat	Vehicle	Cat	Cl	Top 1		Top 2		Top 3		Top 4		Top 5		Avg
											Km/h	Lap	Km/h	Lap	Km/h	Lap	Km/h	Lap	Km/h	Lap	
1	72	Optimum Motorsport		<b>Nick Moss</b>		Joe Osborne		McLaren 720 S GT3	PROAM	1	<b>244.8</b>	3	244.3	4	243.2	2	239.4	11	238.9	12	242.1
2	24	Reiter Engineering		Patric Niederhauser		<b>Stefan Rosina</b>		KTM X-Bow GTX Concept	PRO	1	<b>242.1</b>	6	242.1	12	241.6	2	241.6	4	241.6	5	241.8
3	7	Optimum Motorsport		Brendan Iribe		<b>Ollie Millroy</b>		McLaren 720 S GT3	PROAM	2	<b>241.0</b>	15	240.5	7	240.5	12	240.0	5	240.0	6	240.4
4	16	Teo Martín Motorsport		Marcelo Hahn		<b>Fran Rueda</b>		McLaren 720 S GT3	PROAM	3	<b>241.0</b>	12	240.5	8	240.0	5	240.0	6	240.0	7	240.3
5	34	TF Sport		<b>Salih Yoluc</b>		Charlie Eastwood		Aston Martin Vantage GT3	PRO	2	<b>241.0</b>	6	239.4	5	239.4	12	238.9	10	237.8	9	239.3
6	69	Ram Racing		<b>Sam De Haan</b>		Callum Macleod		Mercedes AMG GT3 - 2020	PROAM	4	<b>241.0</b>	8	240.0	13	240.0	14	239.4	7	239.4	9	240.0
7	44	GetSpeed Performance		<b>Florian Scholze</b>		Jens Liebhauser		Mercedes AMG GT3 - 2020	AM	1	<b>240.0</b>	3	239.4	4	238.9	2	238.9	5	238.9	8	239.2
8	59	Teo Martín Motorsport		<b>Miguel Ramos</b>		Henrique Chaves		McLaren 720 S GT3	PRO	3	<b>240.0</b>	12	238.9	4	238.9	10	238.4	3	238.4	8	238.9
9	48	AF Corse / APM Monaco		<b>Stephane Ortelli</b>		Angelo Negro		Ferrari 488 GT3	PROAM	5	<b>239.4</b>	10	238.9	8	238.4	4	238.4	12	237.8	5	238.6
10	17	AF Corse / APM Monaco		<b>Louis Prette</b>		Vincent Abril		Ferrari 488 GT3	PRO	4	<b>238.4</b>	7	237.8	9	237.3	3	237.3	5	237.3	8	237.6
11	88	JP Motorsport		<b>Patryk Krupinski</b>		Christian Klien		Mercedes AMG GT3 - 2016	PROAM	6	<b>237.3</b>	15	236.3	10	236.3	11	236.3	14	235.8	3	236.4
12	13	AKM Motorsport		Alexey Nesov		<b>Alexander Moiseev</b>		Mercedes AMG GT3 - 2020	AM	2	<b>236.8</b>	19	236.3	14	236.3	15	236.3	17	235.8	11	236.3
13	22	PZ Oberer Zürichsee by TFT		Niki Leutwiler				Porsche GT3-R	AM	3	<b>236.3</b>	4	235.2	2	235.2	3	157.8	1			216.2
14	40	SPS Automotive Performance		<b>Christian Hook</b>		Manuel Lauck		Mercedes AMG GT3 - 2020	AM	4	<b>235.2</b>	8	234.7	9	234.7	12	234.7	13	234.7	14	234.8





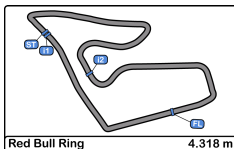


**Red Bull Ring**  
**International GT Open**  
**Qualifying - 1 Driver - 1**  
**Fastest Laps Sequence**



Lap	Time of Day	Session Time	Nº	Entrant/Team	Nat	Driver 1	Nat	Driver 2	Nat	Vehicle	Cat	Time	Km/h
2	11:18:08.081	3:08.081	69	Ram Racing		<u>Sam De Haan</u>		Callum Macleod		Mercedes AMG GT3 - 2020	PROAM	1:31.478	169.9
2	11:18:22.310	3:22.310	88	JP Motorsport		<u>Patryk Krupinski</u>		Christian Klien		Mercedes AMG GT3 - 2016	PROAM	1:31.185	170.4
2	11:19:10.669	4:10.669	48	AF Corse / APM Monaco		<u>Stéphane Ortelli</u>		Angelo Negro		Ferrari 488 GT3	PROAM	1:30.099	172.5
2	11:19:30.849	4:30.849	59	Teo Martín Motorsport		<u>Miguel Ramos</u>		Henrique Chaves		McLaren 720 S GT3	PRO	1:29.713	173.2
2	11:19:49.682	4:49.682	72	Optimum Motorsport		<u>Nick Moss</u>		Joe Osborne		McLaren 720 S GT3	PROAM	1:28.974	174.7
3	11:20:59.813	5:59.813	59	Teo Martín Motorsport		<u>Miguel Ramos</u>		Henrique Chaves		McLaren 720 S GT3	PRO	1:28.964	174.7
3	11:21:18.371	6:18.371	72	Optimum Motorsport		<u>Nick Moss</u>		Joe Osborne		McLaren 720 S GT3	PROAM	1:28.689	175.2
5	11:31:34.208	16:34.208	16	Teo Martín Motorsport		Marcelo Hahn		<u>Fran Rueda</u>		McLaren 720 S GT3	PROAM	1:28.568	175.5
8	11:36:01.926	21:01.926	16	Teo Martín Motorsport		Marcelo Hahn		<u>Fran Rueda</u>		McLaren 720 S GT3	PROAM	1:28.146	176.3
11	11:44:30.366	29:30.366	16	Teo Martín Motorsport		Marcelo Hahn		<u>Fran Rueda</u>		McLaren 720 S GT3	PROAM	1:27.950	176.7



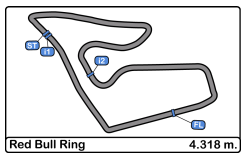


**Red Bull Ring**  
**International GT Open**  
**Qualifying - 1 Driver - 1**  
**Event Best Maximum Speed**



Nº	Entrant/Team	Nat	Driver 1	Nat	Driver 2	Nat	Vehicle	Cat	Km/h	Session
24	Reiter Engineering		Patric Niederhauser		Stefan Rosina		KTM X-Bow GTX Concept	PRO	245.4	Free Practice - 3
72	Optimum Motorsport		Nick Moss		Joe Osborne		McLaren 720 S GT3	PROAM	244.8	Qualifying - 1 Driver - 1
7	Optimum Motorsport		Brendan Iribe		Ollie Millroy		McLaren 720 S GT3	PROAM	242.6	Free Practice - 2
34	TF Sport		Salih Yoluc		Charlie Eastwood		Aston Martin Vantage GT3	PRO	242.1	Private test
16	Teo Martín Motorsport		Marcelo Hahn		Fran Rueda		McLaren 720 S GT3	PROAM	241.0	Private test
69	Ram Racing		Sam De Haan		Callum Macleod		Mercedes AMG GT3 - 2020	PROAM	241.0	Qualifying - 1 Driver - 1
59	Teo Martín Motorsport		Miguel Ramos		Henrique Chaves		McLaren 720 S GT3	PRO	240.0	Free Practice - 2
44	GetSpeed Performance		Florian Scholze		Jens Liebhauser		Mercedes AMG GT3 - 2020	AM	240.0	Free Practice - 2
17	AF Corse / APM Monaco		Louis Prette		Vincent Abril		Ferrari 488 GT3	PRO	239.4	Free Practice - 2
48	AF Corse / APM Monaco		Stephane Ortelli		Angelo Negro		Ferrari 488 GT3	PROAM	239.4	Free Practice - 2
57	Teo Martín Motorsport		Bar Baruch				McLaren 720 S GT3	PROAM	238.9	Private test
27	Lechner Racing		Mario Plachutta		Thomas Jäger		Mercedes AMG GT3 - 2018	PROAM	238.9	Private test
22	PZ Oberer Zürichsee by TFT		Niki Leutwiler				Porsche GT3-R	AM	238.4	Free Practice - 1
88	JP Motorsport		Patryk Krupinski		Christian Klien		Mercedes AMG GT3 - 2016	PROAM	237.3	Free Practice - 2
13	AKM Motorsport		Alexey Nesov		Alexander Moiseev		Mercedes AMG GT3 - 2020	AM	237.3	Free Practice - 3
40	SPS Automotive Performance		Christian Hook		Manuel Lauck		Mercedes AMG GT3 - 2020	AM	236.8	Free Practice - 2





**Red Bull Ring  
International GT Open  
Qualifying - 1 Driver - 1  
Pit Stop Analysis**



**7** Brendan Iribe PROAM Optimum Motorsport  
Ollie Millroy McLaren 720 S GT3

Nr.	In Day Time	In Time	Out Time	Pit Time	T. Pit Time	Handicap	Penalty
1	11:23:38.740	11:23:38.740	11:27:23.753	3:45.013	3:45.013		
2	11:37:49.209	11:37:49.209	11:41:19.197	3:29.988	7:15.001		
3	11:46:08.963	11:46:08.963	11:48:26.068	2:17.105	9:32.106		

**13** Alexey Nesov AM AKM Motorsport  
Alexander Moiseev Mercedes AMG GT3 - 2020

Nr.	In Day Time	In Time	Out Time	Pit Time	T. Pit Time	Handicap	Penalty
1	11:23:21.625	11:23:21.625	11:28:26.665	5:05.040	5:05.040		
2	11:37:31.322	11:37:31.322	11:39:33.383	2:02.061	7:07.101		
3	11:45:50.108	11:45:50.108	11:48:03.782	2:13.674	9:20.775		

**16** Marcelo Hahn PROAM Teo Martin Motorsport  
Fran Rueda McLaren 720 S GT3

Nr.	In Day Time	In Time	Out Time	Pit Time	T. Pit Time	Handicap	Penalty
1	11:24:57.843	11:24:57.843	11:27:07.012	2:09.169	2:09.169		
2	11:37:35.424	11:37:35.424	11:41:34.730	3:59.306	6:08.475		
3	11:46:15.300	11:46:15.300	11:49:17.277	3:01.977	9:10.452		

**17** Louis Prette PRO AF Corse / APM Monaco  
Vincent Abril Ferrari 488 GT3

Nr.	In Day Time	In Time	Out Time	Pit Time	T. Pit Time	Handicap	Penalty
1	11:23:48.825	11:23:48.825	11:37:17.606	13:28.781	13:28.781		
2	11:46:36.316	11:46:36.316	11:49:00.643	2:24.327	15:53.108		

**24** Patric Niederhauser PRO Reiter Engineering  
Stefan Rosina KTM X-Bow GTX Concept

Nr.	In Day Time	In Time	Out Time	Pit Time	T. Pit Time	Handicap	Penalty
1	11:24:46.182	11:24:46.182	11:27:12.792	2:26.610	2:26.610		
2	11:34:51.785	11:34:51.785	11:35:44.560	52.775	3:19.385		

**34** Saiih Yoluc PRO TF Sport  
Charlie Eastwood Aston Martin Vantage GT3

Nr.	In Day Time	In Time	Out Time	Pit Time	T. Pit Time	Handicap	Penalty
1	11:25:30.381	11:25:30.381	11:27:05.542	1:35.161	1:35.161		
2	11:34:42.979	11:34:42.979	11:41:16.243	6:33.264	8:08.425		
3	11:46:07.607	11:46:07.607	11:48:12.159	2:04.552	10:12.977		

**40** Christian Hook AM SPS Automotive Performance  
Manuel Lauck Mercedes AMG GT3 - 2020

Nr.	In Day Time	In Time	Out Time	Pit Time	T. Pit Time	Handicap	Penalty
1	11:24:55.137	11:24:55.137	11:30:03.544	5:08.407	5:08.407		

**44** Florian Scholze AM GetSpeed Performance  
Jens Liebhauser Mercedes AMG GT3 - 2020

Nr.	In Day Time	In Time	Out Time	Pit Time	T. Pit Time	Handicap	Penalty
1	11:24:35.921	11:24:35.921	11:29:18.344	4:42.423	4:42.423		

**48** Stephane Ortelli PROAM AF Corse / APM Monaco  
Angelo Negro Ferrari 488 GT3

Nr.	In Day Time	In Time	Out Time	Pit Time	T. Pit Time	Handicap	Penalty
1	11:23:45.508	11:23:45.508	11:37:15.411	13:29.903	13:29.903		
2	11:47:58.749	11:47:58.749	11:49:22.760	1:24.011	14:53.914		

**59** Miguel Ramos PRO Teo Martin Motorsport  
Henrique Chaves McLaren 720 S GT3

Nr.	In Day Time	In Time	Out Time	Pit Time	T. Pit Time	Handicap	Penalty
1	11:24:51.801	11:24:51.801	11:32:30.058	7:38.257	7:38.257		

**69** Sam De Haan PROAM Ram Racing  
Callum Macleod Mercedes AMG GT3 - 2020

Nr.	In Day Time	In Time	Out Time	Pit Time	T. Pit Time	Handicap	Penalty
1	11:19:40.448	11:19:40.448	11:27:09.408	7:28.960	7:28.960		
2	11:36:16.479	11:36:16.479	11:37:37.435	1:20.956	8:49.916		

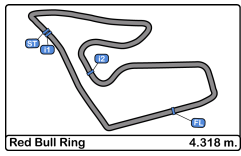
**72** Nick Moss PROAM Optimum Motorsport  
Joe Osborne McLaren 720 S GT3

Nr.	In Day Time	In Time	Out Time	Pit Time	T. Pit Time	Handicap	Penalty
1	11:25:01.329	11:25:01.329	11:34:01.196	8:59.867	8:59.867		

**88** Patryk Krupinski PROAM JP Motorsport  
Christian Klien Mercedes AMG GT3 - 2016

Nr.	In Day Time	In Time	Out Time	Pit Time	T. Pit Time	Handicap	Penalty
1	11:25:04.905	11:25:04.905	11:27:39.711	2:34.806	2:34.806		
2	11:35:05.678	11:35:05.678	11:37:54.332	2:48.654	5:23.460		

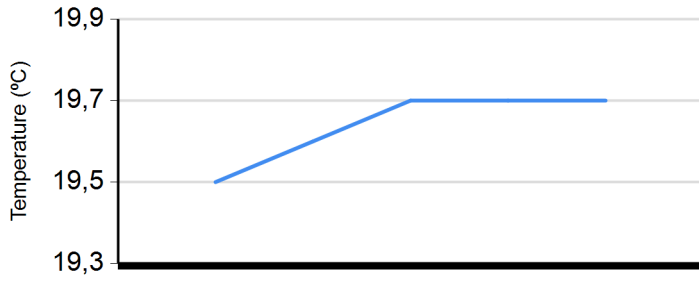





**Red Bull Ring  
International GT Open  
Qualifying - 1 Driver - 1  
Weather Report**



**Air Temperature**

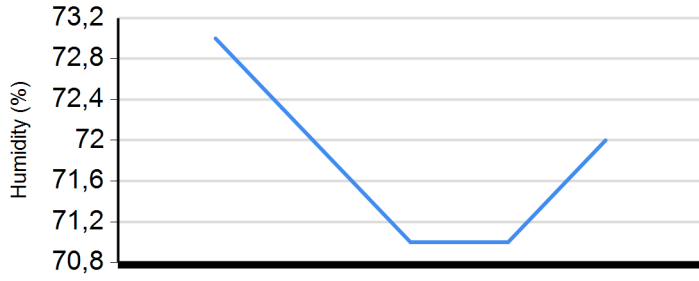


**Track Temperature**



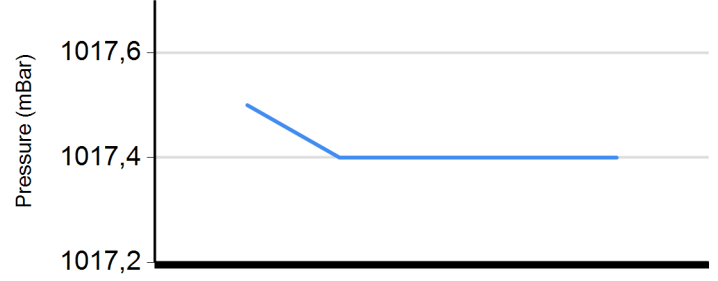
Session Time

**Humidity**



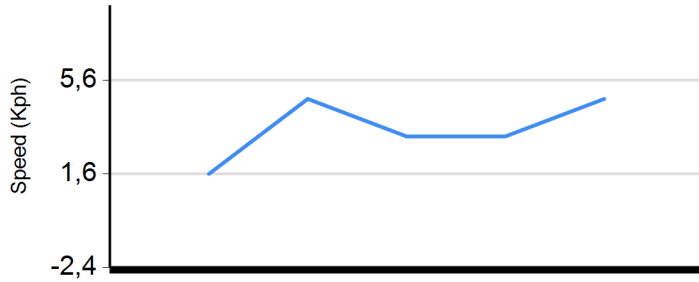
Session Time

**Pressure**



Session Time

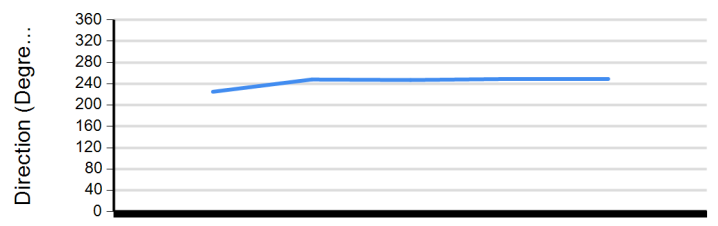
**Wind Speed**



Session Time

**Wind direction**

North = 0°/360° Est = 90° South = 180° West = 270°



Session Time

Session Time

