

Red Bull Ring
International GT Open
Qualifying - 2 Driver - 2
Provisional Results




Cls	Nº	Entrant/Team	Nat	Driver 1	Nat	Driver 2	Nat	Vehicle	Cat	Cls	Laps	Best	Time	Gap	Interval	Km/h
1	34	TF Sport	GBR	Salih Yoluc	TUR	<u>Charlie Eastwood</u>	IRL	Aston Martin Vantage GT3	PRO	1	12	10	1:27.579			177.4
2	59	Teo Martín Motorsport	ESP	Miguel Ramos	PRT	<u>Henrique Chaves</u>	PRT	McLaren 720 S GT3	PRO	2	12	11	1:27.582	0.003	0.003	177.4
3	88	JP Motorsport	POL	Patryk Krupinski	POL	<u>Christian Klien</u>	AUT	Mercedes AMG GT3 - 2016	PROAM	1	15	14	1:27.939	0.360	0.357	176.7
4	17	AF Corse / APM Monaco	ITA	Louis Prette	MCO	<u>Vincent Abril</u>	MCO	Ferrari 488 GT3	PRO	3	12	10	1:27.990	0.411	0.051	176.6
5	72	Optimum Motorsport	GBR	Nick Moss	GBR	<u>Joe Osborne</u>	GBR	McLaren 720 S GT3	PROAM	2	13	12	1:28.247	0.668	0.257	176.1
6	69	Ram Racing	GBR	Sam De Haan	GBR	<u>Callum Macleod</u>	GBR	Mercedes AMG GT3 - 2020	PROAM	3	13	12	1:28.372	0.793	0.125	175.9
7	13	AKM Motorsport	RUS	<u>Alexey Nesov</u>	RUS	Alexander Moiseev	RUS	Mercedes AMG GT3 - 2020	AM	1	13	12	1:28.384	0.805	0.012	175.8
8	16	Teo Martín Motorsport	ESP	<u>Marcelo Hahn</u>	BRA	Fran Rueda	ESP	McLaren 720 S GT3	PROAM	4	19	18	1:28.660	1.081	0.276	175.3
9	44	GetSpeed Performance	DEU	Florian Scholze	DEU	<u>Jens Liebhauser</u>	DEU	Mercedes AMG GT3 - 2020	AM	2	15	14	1:28.802	1.223	0.142	175.0
10	24	Reiter Engineering	DEU	<u>Patric Niederhauser</u>	CHE	Stefan Rosina	SVK	KTM X-Bow GTX Concept	PRO	4	13	8	1:28.806	1.227	0.004	175.0
11	40	SPS Automotive Performance	DEU	Christian Hook	DEU	<u>Manuel Lauck</u>	DEU	Mercedes AMG GT3 - 2020	AM	3	17	15	1:28.876	1.297	0.070	174.9
12	7	Optimum Motorsport	GBR	<u>Brendan Iribe</u>	USA	Ollie Millroy	GBR	McLaren 720 S GT3	PROAM	5	16	9	1:29.038	1.459	0.162	174.5
13	48	AF Corse / APM Monaco	ITA	Stephane Ortelli	MCO	<u>Angelo Negro</u>	ITA	Ferrari 488 GT3	PROAM	6	15	11	1:29.342	1.763	0.304	173.9
14	22	PZ Oberer Zürichsee by TFT	CHE	Niki Leutwiler	CHE			Porsche GT3-R	AM	4	10	4	1:29.564	1.985	0.222	173.5

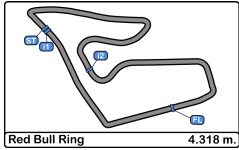
CAR 7 TIME 1:31.072 DELETED TRACK LIMITS AT T 9
 CAR 44 TIME 1:30.398 DELETED TRACK LIMITS AT T 9
 CAR 7 TIME 1:30.907 DELETED TRACK LIMITS AT T 9 AND 10 - FOLLOWING LAP 1:30.276 WILL ALSO BE DELETED
 CAR 17 TIME 1:28.337 DELETED TRACK LIMITS AT T 9 AND 10 - FOLLOWING LAP 1:28.292 WILL ALSO BE DELETED
 CAR 16 TIME 1:29.393 DELETED TRACK LIMITS AT T 9
 CAR 59 TIME 1:27.982 DELETED TRACK LIMITS AT T 9 AND 10 - FOLLOWING LAP 1:27.742 WILL ALSO BE DELETED
 CAR 44 TIME 1:28.890 DELETED TRACK LIMITS AT T 1
 CAR 16 TIME 1:29.117 DELETED TRACK LIMITS AT T 9
 CAR 72 TIME 1:28.280 DELETED TRACK LIMITS AT T 9 AND 10 - FOLOWING LAP 1:28.518 WILL ALSO BE DELETED

Published at:.....

Track Temp: 17.0 °C Air Temp: 16.3 °C Humidity: 85 % Track Status: DRY

Stewards:	Race Director:	Timekeeper: 
-----------	----------------	---





Red Bull Ring
International GT Open
Qualifying - 2 Driver - 2
Provisional Results by Class



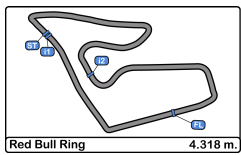
Cls	Nº	Entrant/Team	Nat	Driver 1	Nat	Driver 2	Nat	Vehicle	Cat	Cls	Laps	Best	Time	Gap	Interval	Km/h
PRO																
1	34	TF Sport	GBR	<u>Salih Yoluc</u>	TUR	<u>Charlie Eastwood</u>	IRL	Aston Martin Vantage GT3	PRO	1	12	10	1:27.579			177.4
2	59	Teo Martín Motorsport	ESP	<u>Miguel Ramos</u>	PRT	<u>Henrique Chaves</u>	PRT	McLaren 720 S GT3	PRO	2	12	11	1:27.582	0.003	0.003	177.4
3	17	AF Corse / APM Monaco	ITA	<u>Louis Prette</u>	MCO	<u>Vincent Abril</u>	MCO	Ferrari 488 GT3	PRO	3	12	10	1:27.990	0.411	0.408	176.6
4	24	Reiter Engineering	DEU	<u>Patric Niederhauser</u>	CHE	Stefan Rosina	CHE	KTM X-Bow GTX Concept	PRO	4	13	8	1:28.806	1.227	0.816	175.0
PROAM																
1	88	JP Motorsport	POL	<u>Patryk Krupinski</u>	POL	<u>Christian Klien</u>	AUT	Mercedes AMG GT3 - 2016	PROAM	1	15	14	1:27.939			176.7
2	72	Optimum Motorsport	GBR	<u>Nick Moss</u>	GBR	<u>Joe Osborne</u>	GBR	McLaren 720 S GT3	PROAM	2	13	12	1:28.247	0.308	0.308	176.1
3	69	Ram Racing	GBR	<u>Sam De Haan</u>	GBR	<u>Callum Macleod</u>	GBR	Mercedes AMG GT3 - 2020	PROAM	3	13	12	1:28.372	0.433	0.125	175.9
4	16	Teo Martín Motorsport	ESP	<u>Marcelo Hahn</u>	BRA	Fran Rueda	ESP	McLaren 720 S GT3	PROAM	4	19	18	1:28.660	0.721	0.288	175.3
5	7	Optimum Motorsport	GBR	<u>Brendan Iribe</u>	USA	Ollie Millroy	GBR	McLaren 720 S GT3	PROAM	5	16	9	1:29.038	1.099	0.378	174.5
6	48	AF Corse / APM Monaco	ITA	<u>Stephane Ortelli</u>	MCO	<u>Angelo Negro</u>	ITA	Ferrari 488 GT3	PROAM	6	15	11	1:29.342	1.403	0.304	173.9
AM																
1	13	AKM Motorsport	RUS	<u>Alexey Nesov</u>	RUS	Alexander Moiseev	RUS	Mercedes AMG GT3 - 2020	AM	1	13	12	1:28.384			175.8
2	44	GetSpeed Performance	DEU	<u>Florian Scholze</u>	DEU	<u>Jens Liebhauser</u>	DEU	Mercedes AMG GT3 - 2020	AM	2	15	14	1:28.802	0.418	0.418	175.0
3	40	SPS Automotive Performance	DEU	<u>Christian Hook</u>	DEU	<u>Manuel Lauck</u>	DEU	Mercedes AMG GT3 - 2020	AM	3	17	15	1:28.876	0.492	0.074	174.9
4	22	PZ Oberer Zürichsee by TFT	CHE	<u>Niki Leutwiler</u>	CHE			Porsche GT3-R	AM	4	10	4	1:29.564	1.180	0.688	173.5

Published at:.....

Track Temp: 17.0 °C Air Temp: 16.3 °C Humidity: 85 % Track Status: DRY

Stewards:	Race Director:	Timekeeper: 
------------------	-----------------------	--



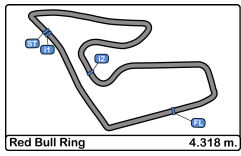


Red Bull Ring
International GT Open
Qualifying - 2 Driver - 2
Lap Analysis



7							17								
1 Brendan Iribe			McLaren 720 S GT3				1 Louis Prette			Ferrari 488 GT3					
PROAM			Optimum Motorsport				PRO			AF Corse / APM Monaco					
Lap	D	Time	Sector 1	Sector 2	Sector 3	T. Spd	Elapsed	Lap	D	Time	Sector 1	Sector 2	Sector 3	T. Spd	Elapsed
1	1	9:08:57.453	9:07:47.762	41.312	28.379	231.7	9:08:57.453	1	2	9:09:09.800	9:07:48.654	48.491	32.655	231.2	9:09:09.800
2	1	1:34.072	22.453	40.576	28.043	236.8	9:10:28.525	2	2	1:34.036	23.711	41.150	29.175	231.2	9:10:43.836
3	1	1:30.907	22.319	40.756	27.832	238.9	9:11:59.432	3	2	1:28.337	22.161	39.520	26.656	236.3	9:12:12.173
4	1	1:30.276	22.291	40.224	27.761	237.8	9:13:29.708	4	2	1:28.292	22.076	39.476	26.740	237.8	9:13:40.465
5	1	1:30.129	22.310	40.045	27.774	240.0	9:14:59.837	5	2	1:33.632	22.063	44.587	26.982	237.3	9:15:14.097
6	1	1:35.747 P	22.231	40.414	33.102	239.4	9:16:35.584	6	2	1:28.276	22.015	39.484	26.777	237.8	9:16:42.373
7	1	6:48.881	5:41.451	39.953	27.477	235.2	9:23:24.465	7	2	1:36.387 P	22.031	39.901	34.455	237.8	9:18:18.760
8	1	1:34.965	22.135	40.553	32.277	240.5	9:24:59.430	8	2	8:45.964	7:38.437	40.354	27.173	230.2	9:27:04.724
9	1	1:29.038	22.209	39.678	27.151	239.4	9:26:28.468	9	2	1:28.136	22.141	39.336	26.659	235.2	9:28:32.860
10	1	1:39.542	31.735	40.165	27.642	232.2	9:28:08.010	10	2	1:27.990	22.025	39.269	26.696	237.8	9:30:00.850
11	1	1:29.105	22.209	39.614	27.282	239.4	9:29:37.115	11	2	1:31.028	22.095	41.746	27.187	237.3	9:31:31.878
12	1	1:29.479	22.492	39.694	27.293	239.4	9:31:06.594	12	2	1:37.255 P	22.101	39.351	35.803	238.4	9:33:09.133
13	1	1:29.502	22.055	39.636	27.811	240.5	9:32:36.096	22							
14	1	1:29.538	22.204	39.801	27.533	241.0	9:34:05.634	1 Niki Leutwiler			Porsche GT3-R				
15	1	1:29.454	22.263	39.915	27.276	240.0	9:35:35.088	AM			2				
16	1	1:52.054 P	22.090	49.785	40.179	240.0	9:37:27.142	PZ Oberer Zürichsee by TFT							
Lap	D	Time	Sector 1	Sector 2	Sector 3	T. Spd	Elapsed	Lap	D	Time	Sector 1	Sector 2	Sector 3	T. Spd	Elapsed
1	1	9:08:39.453	9:07:29.078	42.098	28.277	230.7	9:08:39.453	1	1	9:08:39.453	9:07:29.078	42.098	28.277	230.7	9:08:39.453
2	1	1:30.409	22.551	40.195	27.663	234.7	9:10:09.862	2	1	1:30.409	22.551	40.195	27.663	234.7	9:10:09.862
3	1	1:30.267	22.533	40.093	27.641	235.2	9:11:40.129	3	1	1:30.267	22.533	40.093	27.641	235.2	9:11:40.129
4	1	1:29.564	22.396	39.856	27.312	235.8	9:13:09.693	4	1	1:29.564	22.396	39.856	27.312	235.8	9:13:09.693
5	1	1:29.943	22.235	40.161	27.547	235.8	9:14:39.636	5	1	1:29.943	22.235	40.161	27.547	235.8	9:14:39.636
6	1	1:29.929	22.506	39.943	27.480	235.2	9:16:09.565	6	1	1:29.929	22.506	39.943	27.480	235.2	9:16:09.565
7	1	1:29.587	22.324	39.941	27.322	236.3	9:17:39.152	7	1	1:29.587	22.324	39.941	27.322	236.3	9:17:39.152
8	1	1:29.704	22.386	39.767	27.551	235.2	9:19:08.856	8	1	1:29.704	22.386	39.767	27.551	235.2	9:19:08.856
9	1	1:36.123	25.242	41.101	29.780	198.8	9:20:44.979	9	1	1:36.123	25.242	41.101	29.780	198.8	9:20:44.979
10	1	1:55.198 P	25.828	44.650	44.720	145.5	9:22:40.177	10	1	1:55.198 P	25.828	44.650	44.720	145.5	9:22:40.177
Lap	D	Time	Sector 1	Sector 2	Sector 3	T. Spd	Elapsed	Lap	D	Time	Sector 1	Sector 2	Sector 3	T. Spd	Elapsed
1	1	9:10:36.557	9:09:26.051	42.020	28.486	212.1	9:10:36.557	24							
2	1	1:31.603	22.805	40.846	27.952	234.7	9:12:08.160	1 Patric Niederhauser			KTM X-Bow GTX Concept				
3	1	1:30.378	22.275	40.449	27.654	237.8	9:13:38.538	PRO			2 Stefan Rosina				
4	1	1:29.900	22.190	40.173	27.537	237.8	9:15:08.438	Reiter Engineering							
5	1	1:30.264	22.367	40.302	27.595	236.8	9:16:38.702	1	1	9:09:17.952	9:08:05.435	43.562	28.955	219.5	9:09:17.952
6	1	1:30.021	22.276	40.379	27.366	236.8	9:18:08.723	2	1	1:30.279	22.358	40.164	27.757	238.9	9:10:48.231
7	1	1:29.631	22.263	39.913	27.455	236.8	9:19:38.354	3	1	1:29.636	22.019	40.080	27.537	240.5	9:12:17.867
8	1	1:34.991 P	22.295	40.168	32.528	236.8	9:21:13.345	4	1	1:28.982	21.866	39.710	27.406	240.5	9:13:46.849
9	1	3:33.927	2:26.596	40.117	27.214	233.7	9:24:47.272	5	1	1:33.001	23.331	40.913	28.757	237.8	9:15:19.850
10	1	1:28.666	22.129	39.695	26.842	237.3	9:26:15.938	6	1	1:29.282	21.930	39.744	27.608	246.0	9:16:49.132
11	1	1:28.445	22.015	39.669	26.761	237.3	9:27:44.383	7	1	1:30.197	21.876	40.022	28.299	240.5	9:18:19.329
12	1	1:28.384	22.040	39.526	26.818	237.3	9:29:12.767	8	1	1:28.806	21.893	39.553	27.360	240.5	9:19:48.135
13	1	1:35.952 P	21.993	40.152	33.807	237.3	9:30:48.719	9	1	1:36.065 P	21.913	39.658	34.494	240.5	9:21:24.200
Lap	D	Time	Sector 1	Sector 2	Sector 3	T. Spd	Elapsed	Lap	D	Time	Sector 1	Sector 2	Sector 3	T. Spd	Elapsed
1	1	9:06:46.374	9:05:32.721	44.856	28.797	208.4	9:06:46.374	10	1	2:42.640	1:32.078	41.876	28.686	234.2	9:24:06.840
2	1	1:32.470	22.782	41.318	28.370	237.3	9:08:18.844	11	1	1:30.636	22.266	40.803	27.567	240.5	9:25:37.476
3	1	1:35.229	23.043	42.438	29.748	237.3	9:09:54.073	12	1	1:30.275	21.842	39.581	28.852	241.0	9:27:07.751
4	1	1:31.426	22.509	40.931	27.986	239.4	9:11:25.499	13	1	1:42.280 P	21.912	39.890	40.478	241.0	9:28:50.031
5	1	1:31.025	22.439	40.608	27.978	240.0	9:12:56.524								
6	1	1:37.140 P	22.485	40.492	34.163	238.9	9:14:33.664								
7	1	2:26.768	1:18.842	40.214	27.712	235.8	9:17:00.432								
8	1	1:29.393	22.216	39.886	27.291	237.8	9:18:29.825								
9	1	1:29.573	22.192	39.969	27.412	239.4	9:19:59.398								
10	1	1:29.266	22.089	39.879	27.298	240.0	9:21:28.664								
11	1	1:29.672	22.228	40.199	27.245	239.4	9:22:58.336								
12	1	1:29.735	22.165	40.118	27.452	238.9	9:24:28.071								
13	1	1:39.282 P	22.250	39.990	37.042	238.9	9:26:07.353								
14	1	3:24.664	2:14.966	40.348	29.350	236.3	9:29:32.017								
15	1	1:29.447	22.271	39.768	27.078	239.4	9:31:01.134								
16	1	1:28.915	22.129	39.756	27.030	240.0	9:32:30.049								
17	1	1:28.747	22.181	39.514	27.052	240.0	9:33:58.796								
18	1	1:28.660	22.110	39.459	27.091	240.0	9:35:27.456								
19	1	1:45.930 P	24.822	43.842	37.266	176.1	9:37:13.386								





Red Bull Ring
International GT Open
Qualifying - 2 Driver - 2
Lap Analysis



34

1 Salih Yoluc
 Aston Martin Vantage GT3
 PRO 2 Charlie Eastwood
 TF Sport

48

1 Stephane Ortelli
 Ferrari 488 GT3
 PROAM 2 Angelo Negro
 AF Corse / APM Monaco

Lap	D	Time	Sector 1	Sector 2	Sector 3	T. Spd	Elapsed
1	2	9:07:00.440	9:05:40.732	50.967	28.741	218.1	9:07:00.440
2	2	1:29.383	22.124	40.053	27.206	237.8	9:08:29.823
3	2	1:29.653	22.640	39.724	27.289	237.8	9:09:59.476
4	2	1:33.696 P	22.153	39.692	31.851	240.0	9:11:33.172
5	2	2:32.418	1:23.424	41.828	27.166	233.2	9:14:05.590
6	2	1:27.808	21.948	39.155	26.705	242.1	9:15:33.398
7	2	1:36.924 P	21.913	40.392	34.619	240.5	9:17:10.322
8	2	11:47.182	10:36.055	43.180	27.947	194.9	9:28:57.504
9	2	1:27.631	22.019	39.056	26.556	237.8	9:30:25.135
10	2	1:27.579	21.971	39.075	26.533	238.4	9:31:52.714
11	2	1:29.409	21.847	39.334	28.228	240.5	9:33:22.123
12	2	1:38.273 P	21.950	42.430	33.893	238.4	9:35:00.396

Lap	D	Time	Sector 1	Sector 2	Sector 3	T. Spd	Elapsed
1	2	9:07:17.810	9:06:07.772	42.055	27.983	203.7	9:07:17.810
2	2	1:31.282	22.603	40.766	27.913	234.7	9:08:49.092
3	2	1:30.521	22.466	40.545	27.510	235.8	9:10:19.613
4	2	1:30.535	22.374	40.374	27.787	236.3	9:11:50.148
5	2	1:30.155	22.319	40.408	27.428	237.3	9:13:20.303
6	2	1:29.790	22.447	40.126	27.217	237.3	9:14:50.093
7	2	1:36.200 P	22.774	40.422	33.004	236.8	9:16:26.293
8	2	9:14.708	8:06.155	40.716	27.837	232.2	9:25:41.001
9	2	1:29.401	22.401	39.801	27.199	237.8	9:27:10.402
10	2	1:29.632	22.194	39.972	27.466	238.9	9:28:40.034
11	2	1:29.342	22.193	40.076	27.073	238.4	9:30:09.376
12	2	1:29.968	22.500	40.265	27.203	237.3	9:31:39.344
13	2	1:29.588	22.376	39.842	27.370	237.8	9:33:08.932
14	2	1:37.766	22.589	44.409	30.768	236.3	9:34:46.698
15	2	1:36.517 P	22.578	40.205	33.734	237.3	9:36:23.215

40

1 Christian Hook
 Mercedes AMG GT3 - 2020
 AM 2 Manuel Lauck
 SPS Automotive Performance

Lap	D	Time	Sector 1	Sector 2	Sector 3	T. Spd	Elapsed
1	2	9:06:44.003	9:05:33.634	42.120	28.249	213.4	9:06:44.003
2	2	1:36.413 P	23.030	40.668	32.715	230.2	9:08:20.416
3	2	2:57.965	1:48.883	41.173	27.909	227.8	9:11:18.381
4	2	1:29.744	22.516	40.051	27.177	232.7	9:12:48.125
5	2	1:29.380	22.266	39.893	27.221	234.2	9:14:17.505
6	2	1:30.076	22.465	40.223	27.388	234.2	9:15:47.581
7	2	1:29.685	22.404	40.112	27.169	233.7	9:17:17.266
8	2	1:36.423 P	22.410	40.039	33.974	232.7	9:18:53.689
9	2	5:59.692	4:50.848	40.870	27.974	213.4	9:24:53.381
10	2	1:29.383	22.406	39.894	27.083	234.7	9:26:22.764
11	2	1:28.962	22.304	39.723	26.935	234.2	9:27:51.726
12	2	1:29.619	22.394	39.858	27.367	234.7	9:29:21.345
13	2	1:28.996	22.315	39.671	27.010	234.7	9:30:50.341
14	2	1:28.976	22.285	39.620	27.071	234.2	9:32:19.317
15	2	1:28.876	22.269	39.682	26.925	235.2	9:33:48.193
16	2	1:28.923	22.287	39.640	26.996	234.2	9:35:17.116
17	2	1:47.970 P	25.230	43.397	39.343	183.6	9:37:05.086

59

1 Miguel Ramos
 McLaren 720 S GT3
 PRO 2 Henrique Chaves
 Teo Martín Motorsport

Lap	D	Time	Sector 1	Sector 2	Sector 3	T. Spd	Elapsed
1	2	9:06:45.505	9:05:34.136	42.845	28.524	191.8	9:06:45.505
2	2	1:31.377	22.437	41.044	27.896	237.8	9:08:16.882
3	2	1:41.896 P	22.858	43.154	35.884	215.5	9:09:58.778
4	2	6:16.586	5:05.061	43.923	27.602	184.6	9:16:15.364
5	2	1:28.066	22.069	39.169	26.828	238.9	9:17:43.430
6	2	4:27.982	22.063	39.160	26.759	240.0	9:19:11.412
7	2	4:27.742	22.044	38.966	26.732	239.4	9:20:39.154
8	2	1:36.754 P	22.113	40.599	34.042	218.1	9:22:15.908
9	2	6:44.858	5:34.910	41.920	28.028	235.2	9:29:00.766
10	2	1:27.658	22.087	38.878	26.693	239.4	9:30:28.424
11	2	1:27.582	21.872	39.019	26.691	241.0	9:31:56.006
12	2	1:42.272 P	23.321	43.326	35.625	193.5	9:33:38.278

69

1 Sam De Haan
 Mercedes AMG GT3 - 2020
 PROAM 2 Callum Macleod
 Ram Racing

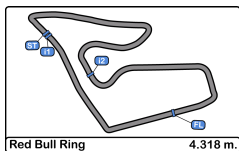
Lap	D	Time	Sector 1	Sector 2	Sector 3	T. Spd	Elapsed
1	2	9:06:51.534	9:05:39.126	42.341	30.067	230.2	9:06:51.534
2	2	1:30.995	22.614	40.829	27.552	237.3	9:08:22.529
3	2	1:30.150	22.270	40.243	27.637	238.9	9:09:52.679
4	2	1:29.502	22.333	39.987	27.182	238.9	9:11:22.181
5	2	1:29.845	22.141	40.388	27.316	239.4	9:12:52.026
6	2	1:38.330 P	22.153	40.104	36.073	240.0	9:14:30.356
7	2	4:48.229	3:38.330	41.890	28.009	177.9	9:19:18.585
8	2	1:31.034	22.227	39.880	28.927	238.9	9:20:49.619
9	2	1:28.499	22.143	39.669	26.687	238.9	9:22:18.118
10	2	1:28.426	21.992	39.561	26.873	238.9	9:23:46.544
11	2	1:28.465	22.043	39.620	26.802	239.4	9:25:15.009
12	2	1:28.372	22.010	39.555	26.807	240.0	9:26:43.381
13	2	1:41.358 P	22.260	42.239	36.859	236.8	9:28:24.739

44

1 Florian Scholze
 Mercedes AMG GT3 - 2020
 AM 2 Jens Liebhauser
 GetSpeed Performance

Lap	D	Time	Sector 1	Sector 2	Sector 3	T. Spd	Elapsed
1	2	9:07:30.049	9:06:17.332	43.722	28.995	221.3	9:07:30.049
2	2	1:32.069	22.532	41.469	28.068	238.4	9:09:02.118
3	2	4:30.398	22.287	40.308	27.803	238.9	9:10:32.516
4	2	1:30.479	22.549	40.376	27.554	238.4	9:12:02.995
5	2	1:30.285	22.155	40.518	27.612	239.4	9:13:33.280
6	2	1:37.546 P	22.235	40.132	35.179	240.0	9:15:10.826
7	2	6:23.296	5:08.661	43.918	30.717	234.7	9:21:34.122
8	2	1:30.578	22.694	40.488	27.396	235.8	9:23:04.700
9	2	4:28.890	21.977	39.802	27.111	240.0	9:24:33.590
10	2	1:29.292	22.125	39.880	27.287	239.4	9:26:02.882
11	2	1:29.184	22.150	39.809	27.225	239.4	9:27:32.066
12	2	1:29.337	21.943	40.087	27.307	241.6	9:29:01.403
13	2	1:29.070	22.091	39.818	27.161	241.0	9:30:30.473
14	2	1:28.802	21.960	39.715	27.127	241.6	9:31:59.275
15	2	1:56.047 P	23.480	48.119	44.448	188.4	9:33:55.322





Red Bull Ring
International GT Open
Qualifying - 2 Driver - 2
Lap Analysis



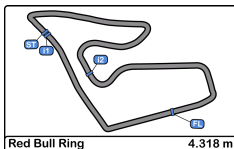
72 1 Nick Moss McLaren 720 S GT3
 PROAM 2 Joe Osborne Optimum Motorsport

Lap	D	Time	Sector 1	Sector 2	Sector 3	T. Spd	Elapsed
1	2	9:09:29.871	9:08:11.584	49.454	28.833	189.8	9:09:29.871
2	2	1:29.697	22.341	40.265	27.091	237.3	9:10:59.568
3	2	1:28.890	22.122	39.696	27.072	238.9	9:12:28.458
4	2	1:28.658	22.162	39.490	27.006	240.0	9:13:57.116
5	2	1:41.114 P	22.156	40.391	38.567	239.4	9:15:38.230
6	2	10:48.910	9:39.837	41.625	27.448	201.8	9:26:27.140
7	2	1:28.483	22.050	39.464	26.969	239.4	9:27:55.623
8	2	1:31.971	22.067	42.355	27.549	240.0	9:29:27.594
9	2	1:28.416	22.099	39.443	26.874	240.0	9:30:56.010
10	2	1:29.280	22.066	39.380	26.834	238.9	9:32:24.290
11	2	1:29.518	21.933	39.485	27.100	241.0	9:33:52.808
12	2	1:28.247	22.154	39.212	26.881	240.5	9:35:21.055
13	2	2:04.605 P	30.385	54.419	39.801	112.2	9:37:25.660

88 1 Patryk Krupinski Mercedes AMG GT3 - 2016
 PROAM 2 Christian Klien JP Motorsport

Lap	D	Time	Sector 1	Sector 2	Sector 3	T. Spd	Elapsed
1	2	9:06:53.976	9:05:31.777	49.661	32.538	192.8	9:06:53.976
2	2	1:40.085	24.707	44.990	30.388	207.2	9:08:34.061
3	2	1:37.938	23.381	42.853	31.704	226.4	9:10:11.999
4	2	1:33.429	22.844	41.962	28.623	235.2	9:11:45.428
5	2	1:47.216 P	23.965	46.128	37.123	201.8	9:13:32.644
6	2	2:23.519	1:13.725	42.486	27.308	234.2	9:15:56.163
7	2	1:28.619	22.163	39.468	26.988	237.3	9:17:24.782
8	2	1:28.547	22.192	39.386	26.969	237.8	9:18:53.329
9	2	1:28.600	22.078	39.427	27.095	237.8	9:20:21.929
10	2	1:40.362 P	22.589	41.934	35.839	205.3	9:22:02.291
11	2	5:19.079	4:05.298	43.846	29.935	105.2	9:27:21.370
12	2	1:28.164	22.133	39.148	26.883	237.3	9:28:49.534
13	2	1:27.985	22.009	39.166	26.810	238.4	9:30:17.519
14	2	1:27.939	22.018	39.171	26.750	237.8	9:31:45.458
15	2	1:44.930 P	23.264	45.867	35.799	186.5	9:33:30.388



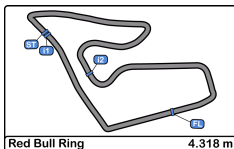


Red Bull Ring
International GT Open
Qualifying - 2 Driver - 2
Best Sectors Results



Sector - 1				Sector - 2				Sector - 3				Ideal Lap vs Best Lap				
Clas	Nº	Driver	Time	Nº	Driver	Time	Nº	Driver	Time	Clas	Nº	Driver	Ideal Lap	Best Lap	Clas	
1	24	Patric Niederhauser	21.842	59	Henrique Chaves	38.878	34	Charlie Eastwood	26.533	1	34	Charlie Eastwood	1:27.436	1:27.579	1	
2	34	Charlie Eastwood	21.847	34	Charlie Eastwood	39.056	17	Vincent Abril	26.656	2	59	Henrique Chaves	1:27.441	1:27.582	2	
3	59	Henrique Chaves	21.872	88	Christian Klien	39.148	69	Callum Macleod	26.687	3	88	Christian Klien	1:27.907	1:27.939	3	
4	72	Joe Osborne	21.933	72	Joe Osborne	39.212	59	Henrique Chaves	26.691	4	17	Vincent Abril	1:27.940	1:27.990	4	
5	44	Jens Liebhauser	21.943	17	Vincent Abril	39.269	88	Christian Klien	26.750	5	72	Joe Osborne	1:27.979	1:28.247	5	
6	69	Callum Macleod	21.992	16	Marcelo Hahn	39.459	13	Alexey Nesov	26.761	6	69	Callum Macleod	1:28.234	1:28.372	6	
7	13	Alexey Nesov	21.993	13	Alexey Nesov	39.526	72	Joe Osborne	26.834	7	13	Alexey Nesov	1:28.280	1:28.384	7	
8	88	Christian Klien	22.009	24	Patric Niederhauser	39.553	40	Manuel Lauck	26.925	8	16	Marcelo Hahn	1:28.578	1:28.660	8	
9	17	Vincent Abril	22.015	69	Callum Macleod	39.555	16	Marcelo Hahn	27.030	9	24	Patric Niederhauser	1:28.755	1:28.806	10	
10	7	Brendan Iribe	22.055	7	Brendan Iribe	39.614	48	Angelo Negro	27.073	10	44	Jens Liebhauser	1:28.769	1:28.802	9	
11	16	Marcelo Hahn	22.089	40	Manuel Lauck	39.620	44	Jens Liebhauser	27.111	11	40	Manuel Lauck	1:28.811	1:28.876	11	
12	48	Angelo Negro	22.193	44	Jens Liebhauser	39.715	7	Brendan Iribe	27.151	12	7	Brendan Iribe	1:28.820	1:29.038	12	
13	22	Niki Leutwiler	22.235	22	Niki Leutwiler	39.767	22	Niki Leutwiler	27.312	13	48	Angelo Negro	1:29.067	1:29.342	13	
14	40	Manuel Lauck	22.266	48	Angelo Negro	39.801	24	Patric Niederhauser	27.360	14	22	Niki Leutwiler	1:29.314	1:29.564	14	



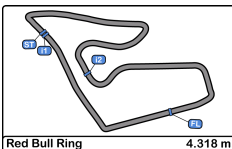


Red Bull Ring
International GT Open
Qualifying - 2 Driver - 2
Best 5 Lap Times



Cl	Nº	Entrant/Team	Nat	Driver 1	Nat	Status	Driver 2	Nat	Status	Vehicle	Cat	Cl	Best 1		Best 2		Best 3		Best 4		Best 5	
													Time	Lap	Time	Lap	Time	Lap	Time	Lap	Time	Lap
1	34	TF Sport	GBR	<u>Salih Yoluc</u>	TUR		<u>Charlie Eastwood</u>	ITA		Aston Martin Vantage GT3	PRO	1	1:27.579	10	1:27.631	9	1:27.808	6	1:29.383	2	1:29.409	11
2	59	Teo Martín Motorsport	ESP	<u>Miguel Ramos</u>	PRT		<u>Henrique Chaves</u>	PRT		McLaren 720 S GT3	PRO	2	1:27.582	11	1:27.658	10	1:28.066	5	1:31.377	2	1:36.754	8
3	88	JP Motorsport	POL	<u>Patryk Krupinski</u>	POL		<u>Christian Kliem</u>	AUT		Mercedes AMG GT3 - 2016	PROAM	1	1:27.939	14	1:27.985	13	1:28.164	12	1:28.547	8	1:28.600	9
4	17	AF Corse / APM Monaco	ITA	<u>Louis Prette</u>	MCO		<u>Vincent Abril</u>	MCO		Ferrari 488 GT3	PRO	3	1:27.990	10	1:28.136	9	1:28.276	6	1:31.028	11	1:33.632	5
5	72	Optimum Motorsport	GBR	<u>Nick Moss</u>	GBR		<u>Joe Osborne</u>	GBR		McLaren 720 S GT3	PROAM	2	1:28.247	12	1:28.416	9	1:28.483	7	1:28.658	4	1:28.890	3
6	69	Ram Racing	GBR	<u>Sam De Haan</u>	GBR		<u>Callum Macleod</u>	GBR		Mercedes AMG GT3 - 2020	PROAM	3	1:28.372	12	1:28.426	10	1:28.465	11	1:28.499	9	1:29.502	4
7	13	AKM Motorsport	RUS	<u>Alexey Nesov</u>	RUS		Alexander Moiseev	RUS		Mercedes AMG GT3 - 2020	AM	1	1:28.384	12	1:28.445	11	1:28.666	10	1:29.631	7	1:29.900	4
8	16	Teo Martín Motorsport	ESP	<u>Marcelo Hahn</u>	BRA		Fran Rueda	ESP		McLaren 720 S GT3	PROAM	4	1:28.660	18	1:28.747	17	1:28.915	16	1:29.266	10	1:29.573	9
9	44	GetSpeed Performance	DEU	<u>Florian Scholze</u>	DEU		<u>Jens Liebhauser</u>	DEU		Mercedes AMG GT3 - 2020	AM	2	1:28.802	14	1:29.070	13	1:29.184	11	1:29.292	10	1:29.337	12
10	24	Reiter Engineering	DEU	<u>Patric Niederhauser</u>	CHE		Stefan Rosina	SVK		KTM X-Bow GTX Concept	PRO	4	1:28.806	8	1:28.982	4	1:29.282	6	1:29.636	3	1:30.197	7
11	40	SPS Automotive Performance	DEU	<u>Christian Hook</u>	DEU		<u>Manuel Lauck</u>	DEU		Mercedes AMG GT3 - 2020	AM	3	1:28.876	15	1:28.923	16	1:28.962	11	1:28.976	14	1:28.996	13
12	7	Optimum Motorsport	GBR	<u>Brendan Iribe</u>	USA		Ollie Millroy	GBR		McLaren 720 S GT3	PROAM	5	1:29.038	9	1:29.105	11	1:29.454	15	1:29.479	12	1:29.502	13
13	48	AF Corse / APM Monaco	ITA	<u>Stephane Ortelli</u>	MCO		<u>Angelo Negro</u>	ITA		Ferrari 488 GT3	PROAM	6	1:29.342	11	1:29.401	9	1:29.588	13	1:29.632	10	1:29.790	6
14	22	PZ Oberer Zürichsee by TFT	CHE	<u>Niki Leutwiler</u>	CHE			CHE		Porsche GT3-R	AM	4	1:29.564	4	1:29.587	7	1:29.704	8	1:29.929	6	1:29.943	5



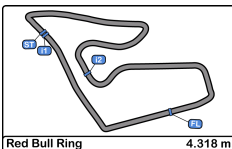


Red Bull Ring
International GT Open
Qualifying - 2 Driver - 2
Best 5 Top Speeds



Cl	Nº	Entrant/Team	Nat	Driver 1	Nat	Driver 2	Nat	Vehicle	Cat	Cl	Top 1		Top 2		Top 3		Top 4		Top 5		Avg
											Km/h	Lap	Km/h	Lap	Km/h	Lap	Km/h	Lap	Km/h	Lap	
1	24	Reiter Engineering		<u>Patric Niederhauser</u>		Stefan Rosina		KTM X-Bow GTX Concept	PRO	1	246.0	6	241.0	12	241.0	13	240.5	3	240.5	4	241.8
2	34	TF Sport		Salih Yoluc		<u>Charlie Eastwood</u>		Aston Martin Vantage GT3	PRO	2	242.1	6	240.5	7	240.5	11	240.0	4	238.4	10	240.3
3	44	GetSpeed Performance		Florian Scholze		<u>Jens Liebhauser</u>		Mercedes AMG GT3 - 2020	AM	1	241.6	12	241.6	14	241.0	13	240.0	6	240.0	9	240.8
4	7	Optimum Motorsport		<u>Brendan Iribe</u>		Ollie Millroy		McLaren 720 S GT3	PROAM	1	241.0	14	240.5	8	240.5	13	240.0	5	240.0	15	240.4
5	59	Teo Martín Motorsport		Miguel Ramos		<u>Henrique Chaves</u>		McLaren 720 S GT3	PRO	3	241.0	11	240.0	6	239.4	7	239.4	10	238.9	5	239.7
6	72	Optimum Motorsport		Nick Moss		<u>Joe Osborne</u>		McLaren 720 S GT3	PROAM	2	241.0	11	240.5	12	240.0	4	240.0	8	240.0	9	240.3
7	16	Teo Martín Motorsport		<u>Marcelo Hahn</u>		Fran Rueda		McLaren 720 S GT3	PROAM	3	240.0	5	240.0	10	240.0	16	240.0	17	240.0	18	240.0
8	69	Ram Racing		Sam De Haan		<u>Callum Macleod</u>		Mercedes AMG GT3 - 2020	PROAM	4	240.0	6	240.0	12	239.4	5	239.4	11	238.9	3	239.5
9	48	AF Corse / APM Monaco		Stephane Ortelli		<u>Angelo Negro</u>		Ferrari 488 GT3	PROAM	5	238.9	10	238.4	11	237.8	9	237.8	13	237.3	5	238.0
10	17	AF Corse / APM Monaco		Louis Prette		<u>Vincent Abril</u>		Ferrari 488 GT3	PRO	4	238.4	12	237.8	4	237.8	6	237.8	7	237.8	10	237.9
11	88	JP Motorsport		Patryk Krupinski		<u>Christian Klien</u>		Mercedes AMG GT3 - 2016	PROAM	6	238.4	13	237.8	8	237.8	9	237.8	14	237.3	7	237.8
12	13	AKM Motorsport		<u>Alexey Nesov</u>		Alexander Moiseev		Mercedes AMG GT3 - 2020	AM	2	237.8	3	237.8	4	237.3	10	237.3	11	237.3	12	237.5
13	22	PZ Oberer Zürichsee by TFT		Niki Leutwiler				Porsche GT3-R	AM	3	236.3	7	235.8	4	235.8	5	235.2	3	235.2	6	235.7
14	40	SPS Automotive Performance		Christian Hook		<u>Manuel Lauck</u>		Mercedes AMG GT3 - 2020	AM	4	235.2	15	234.7	10	234.7	12	234.7	13	234.2	5	234.7





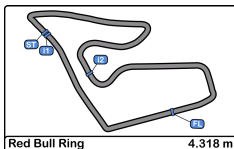
Red Bull Ring
International GT Open
Qualifying - 2 Driver - 2
Fastest Laps Sequence

Red Bull Ring 4.318 m.



Lap	Time of Day	Session Time	Nº	Entrant/Team	Nat	Driver 1	Nat	Driver 2	Nat	Vehicle	Cat	Time	Km/h
2	9:08:16.882	3:16.882	59	Teo Martín Motorsport		Miguel Ramos		Henrique Chaves		McLaren 720 S GT3	PRO	1:31.377	170.1
2	9:08:22.529	3:22.529	69	Ram Racing		Sam De Haan		Callum Macleod		Mercedes AMG GT3 - 2020	PROAM	1:30.995	170.8
2	9:08:29.823	3:29.823	34	TF Sport		Salih Yoluc		Charlie Eastwood		Aston Martin Vantage GT3	PRO	1:29.383	173.9
3	9:12:28.458	7:28.458	72	Optimum Motorsport		Nick Moss		Joe Osborne		McLaren 720 S GT3	PROAM	1:28.890	174.8
4	9:13:57.116	8:57.116	72	Optimum Motorsport		Nick Moss		Joe Osborne		McLaren 720 S GT3	PROAM	1:28.658	175.3
6	9:15:33.398	10:33.398	34	TF Sport		Salih Yoluc		Charlie Eastwood		Aston Martin Vantage GT3	PRO	1:27.808	177.0
9	9:30:25.135	25:25.135	34	TF Sport		Salih Yoluc		Charlie Eastwood		Aston Martin Vantage GT3	PRO	1:27.631	177.3
10	9:31:52.714	26:52.714	34	TF Sport		Salih Yoluc		Charlie Eastwood		Aston Martin Vantage GT3	PRO	1:27.579	177.4



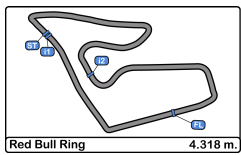


Red Bull Ring
International GT Open
Qualifying - 2 Driver - 2
Event Best Maximum Speed



Nº	Entrant/Team	Nat	Driver 1	Nat	Driver 2	Nat	Vehicle	Cat	Km/h	Session
24	Reiter Engineering		Patric Niederhauser		Stefan Rosina		KTM X-Bow GTX Concept	PRO	246.0	Qualifying - 2 Driver - 2
72	Optimum Motorsport		Nick Moss		Joe Osborne		McLaren 720 S GT3	PROAM	244.8	Qualifying - 1 Driver - 1
7	Optimum Motorsport		Brendan Iribe		Ollie Millroy		McLaren 720 S GT3	PROAM	242.6	Free Practice - 2
34	TF Sport		Salih Yoluc		Charlie Eastwood		Aston Martin Vantage GT3	PRO	242.1	Qualifying - 2 Driver - 2
44	GetSpeed Performance		Florian Scholze		Jens Liebhauser		Mercedes AMG GT3 - 2020	AM	241.6	Qualifying - 2 Driver - 2
16	Teo Martín Motorsport		Marcelo Hahn		Fran Rueda		McLaren 720 S GT3	PROAM	241.0	Private test
69	Ram Racing		Sam De Haan		Callum Macleod		Mercedes AMG GT3 - 2020	PROAM	241.0	Qualifying - 1 Driver - 1
59	Teo Martín Motorsport		Miguel Ramos		Henrique Chaves		McLaren 720 S GT3	PRO	241.0	Qualifying - 2 Driver - 2
17	AF Corse / APM Monaco		Louis Prette		Vincent Abril		Ferrari 488 GT3	PRO	239.4	Free Practice - 2
48	AF Corse / APM Monaco		Stephane Ortelli		Angelo Negro		Ferrari 488 GT3	PROAM	239.4	Free Practice - 2
57	Teo Martín Motorsport		Bar Baruch				McLaren 720 S GT3	PROAM	238.9	Private test
27	Lechner Racing		Mario Plachutta		Thomas Jäger		Mercedes AMG GT3 - 2018	PROAM	238.9	Private test
22	PZ Oberer Zürichsee by TFT		Niki Leutwiler				Porsche GT3-R	AM	238.4	Free Practice - 1
88	JP Motorsport		Patryk Krupinski		Christian Klien		Mercedes AMG GT3 - 2016	PROAM	238.4	Qualifying - 2 Driver - 2
13	AKM Motorsport		Alexey Nesov		Alexander Moiseev		Mercedes AMG GT3 - 2020	AM	237.8	Qualifying - 2 Driver - 2
40	SPS Automotive Performance		Christian Hook		Manuel Lauck		Mercedes AMG GT3 - 2020	AM	236.8	Free Practice - 2





Red Bull Ring
International GT Open
Qualifying - 2 Driver - 2
Pit Stop Analysis



7 Brendan Iribe PROAM Optimum Motorsport
 Ollie Millroy McLaren 720 S GT3

Nr.	In Day Time	In Time	Out Time	Pit Time	T. Pit Time	Handicap	Penalty
1	9:16:30.762	9:16:30.762	9:21:56.109	5:25.347	5:25.347		

13 Alexey Nesov AM AKM Motorsport
 Alexander Moiseev Mercedes AMG GT3 - 2020

Nr.	In Day Time	In Time	Out Time	Pit Time	T. Pit Time	Handicap	Penalty
1	9:21:08.719	9:21:08.719	9:23:18.524	2:09.805	2:09.805		

16 Marcelo Hahn PROAM Teo Martín Motorsport
 Fran Rueda McLaren 720 S GT3

Nr.	In Day Time	In Time	Out Time	Pit Time	T. Pit Time	Handicap	Penalty
1	9:14:28.156	9:14:28.156	9:15:31.356	1:03.200	1:03.200		
2	9:26:00.331	9:26:00.331	9:28:00.960	2:00.629	3:03.829		

17 Louis Prette PRO AF Corse / APM Monaco
 Vincent Abril Ferrari 488 GT3

Nr.	In Day Time	In Time	Out Time	Pit Time	T. Pit Time	Handicap	Penalty
1	9:18:14.126	9:18:14.126	9:25:35.500	7:21.374	7:21.374		

24 Patric Niederhauser PRO Reiter Engineering
 Stefan Rosina KTM X-Bow GTX Concept

Nr.	In Day Time	In Time	Out Time	Pit Time	T. Pit Time	Handicap	Penalty
1	9:21:19.543	9:21:19.543	9:22:33.533	1:13.990	1:13.990		

34 Saiih Yoluc PRO TF Sport
 Charlie Eastwood Aston Martin Vantage GT3

Nr.	In Day Time	In Time	Out Time	Pit Time	T. Pit Time	Handicap	Penalty
1	9:11:28.610	9:11:28.610	9:12:33.926	1:05.316	1:05.316		
2	9:17:05.718	9:17:05.718	9:27:21.684	10:15.966	11:21.282		

40 Christian Hook AM SPS Automotive Performance
 Manuel Lauck Mercedes AMG GT3 - 2020

Nr.	In Day Time	In Time	Out Time	Pit Time	T. Pit Time	Handicap	Penalty
1	9:08:15.767	9:08:15.767	9:09:47.904	1:32.137	1:32.137		
2	9:18:49.025	9:18:49.025	9:23:22.596	4:33.571	6:05.708		

44 Florian Scholze AM GetSpeed Performance
 Jens Liebhauser Mercedes AMG GT3 - 2020

Nr.	In Day Time	In Time	Out Time	Pit Time	T. Pit Time	Handicap	Penalty
1	9:15:06.216	9:15:06.216	9:19:57.709	4:51.493	4:51.493		

48 Stephane Ortelli PROAM AF Corse / APM Monaco
 Angelo Negro Ferrari 488 GT3

Nr.	In Day Time	In Time	Out Time	Pit Time	T. Pit Time	Handicap	Penalty
1	9:16:21.666	9:16:21.666	9:24:10.485	7:48.819	7:48.819		

59 Miguel Ramos PRO Teo Martín Motorsport
 Henrique Chaves McLaren 720 S GT3

Nr.	In Day Time	In Time	Out Time	Pit Time	T. Pit Time	Handicap	Penalty
1	9:09:54.122	9:09:54.122	9:14:41.153	4:47.031	4:47.031		
2	9:22:11.245	9:22:11.245	9:27:29.596	5:18.351	10:05.382		

69 Sam De Haan PROAM Ram Racing
 Callum Macleod Mercedes AMG GT3 - 2020

Nr.	In Day Time	In Time	Out Time	Pit Time	T. Pit Time	Handicap	Penalty
1	9:14:25.751	9:14:25.751	9:17:45.971	3:20.220	3:20.220		

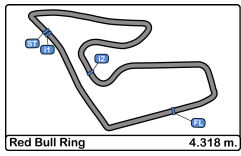
72 Nick Moss PROAM Optimum Motorsport
 Joe Osborne McLaren 720 S GT3

Nr.	In Day Time	In Time	Out Time	Pit Time	T. Pit Time	Handicap	Penalty
1	9:15:33.588	9:15:33.588	9:24:51.903	9:18.315	9:18.315		

88 Patryk Krupinski PROAM JP Motorsport
 Christian Klien Mercedes AMG GT3 - 2016

Nr.	In Day Time	In Time	Out Time	Pit Time	T. Pit Time	Handicap	Penalty
1	9:13:28.015	9:13:28.015	9:14:24.717	56.702	56.702		
2	9:21:57.650	9:21:57.650	9:25:41.306	3:43.656	4:40.358		

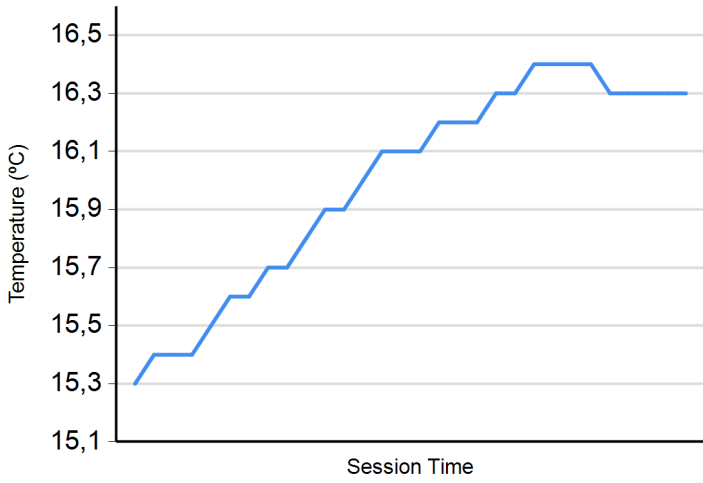




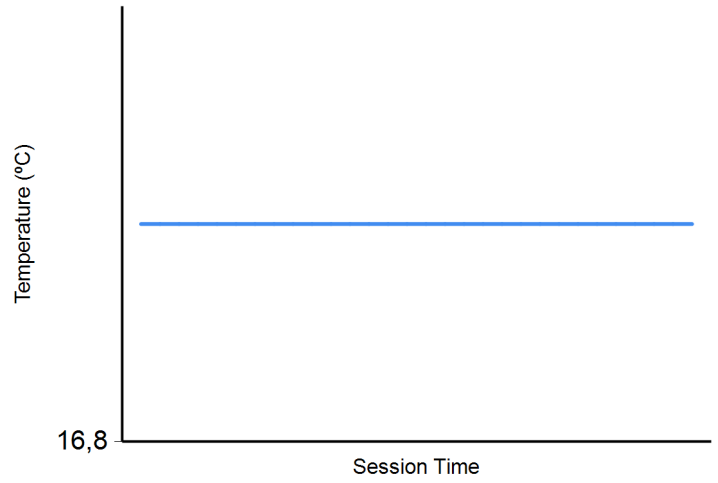
Red Bull Ring
International GT Open
Qualifying - 2 Driver - 2
Weather Report



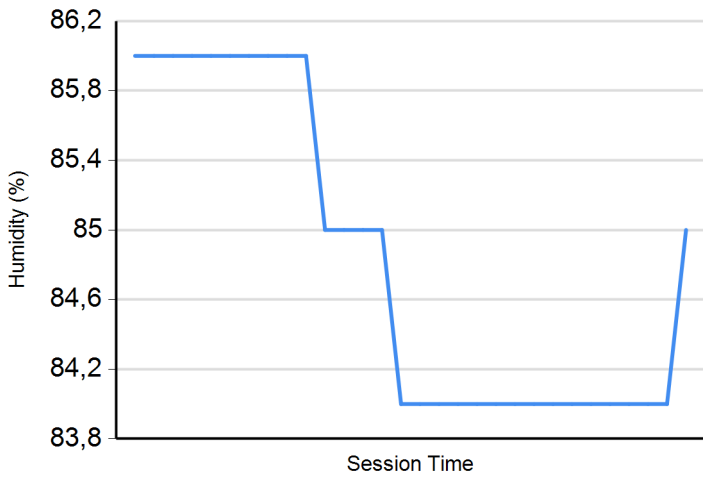
Air Temperature



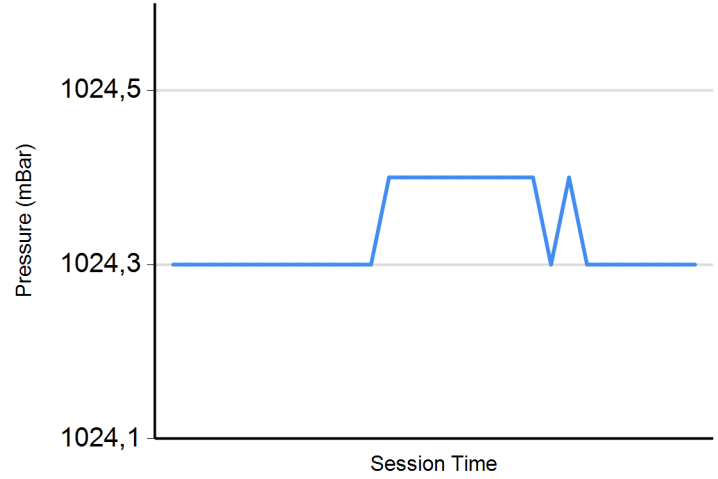
Track Temperature



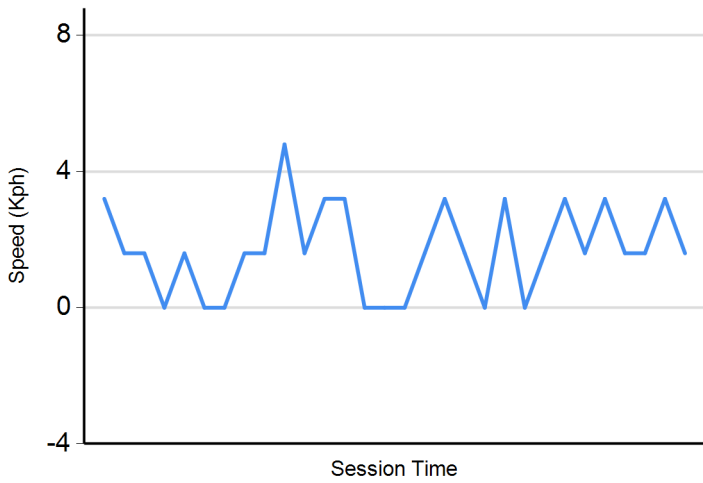
Humidity



Pressure



Wind Speed



Wind direction

North = 0°/360° Est = 90° South = 180° West = 270°

