

Red Bull Ring
Euroformula Open
Free Practice - 1
Resultados Provisionales



Clas	Nº	Entrant	Nat	Driver	Nat	Cat	Clas	Chassis - Engine	Team	Laps	Best	Time	Gap	Interval	Km/h
1	20	Cryptotower Racing		Yifei Ye				Dallara F320 Spiess	Cryptotower Racing	18	15	1:24.334			184.3
2	25	Van Amersfoort		Alexandre Bardinon				Dallara F320 HWA	Van Amersfoort	19	16	1:24.451	0.117	0.117	184.0
3	31	Carlin		Zane Maloney		R	1	Dallara F320 Spiess	Carlin	21	20	1:24.476	0.142	0.025	184.0
4	16	Van Amersfoort		Andreas Estner				Dallara F320 HWA	Van Amersfoort	20	17	1:24.527	0.193	0.051	183.9
5	4	Team Motopark		Niklas Krütten		R	2	Dallara F320 Spiess	Team Motopark	22	18	1:24.719	0.385	0.192	183.4
6	26	Double R		Ayrton Simmons				Dallara F320 HWA	Double R	21	19	1:24.814	0.480	0.095	183.2
7	6	Carlin		Ido Cohen				Dallara F320 Spiess	Carlin	18	17	1:24.869	0.535	0.055	183.1
8	12	DRIVEX		Glenn Van Berlo		R	3	Dallara F320 HWA	DRIVEX	23	21	1:25.027	0.693	0.158	182.8
9	99	Cryptotower Racing		Rui Andrade				Dallara F320 Spiess	Cryptotower Racing	22	21	1:25.267	0.933	0.240	182.3
10	15	Van Amersfoort		Sebastian Estner		R	4	Dallara F320 HWA	Van Amersfoort	20	10	1:25.564	1.230	0.297	181.6

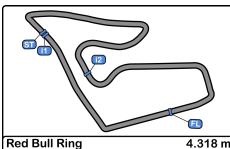
CAR 12 TIME 1:29.496 DELETED TRACK LIMITS AT T 9
 CAR 12 TIME 1:28.105 DELETED TRACK LIMITS AT T 9
 CAR 20 TIME 1:26.759 DELETED TRACK LIMITS AT T 9
 CAR 25 TIME 1:26.641 DELETED TRACK LIMITS AT T 9
 CAR 20 TIME 1:25.568 DELETED TRACK LIMITS AT T 9
 CAR 20 TIME 1:24.822 DELETED TRACK LIMITS AT T 9
 CAR 15 TIME 1:27.125 DELETED TRACK LIMITS AT T 9
 CAR 12 TIME 1:26.201 DELETED TRACK LIMITS AT T 9
 CAR 12 TIME 1:26.346 DELETED TRACK LIMITS AT T 9
 CAR 20 TIME 1:24.900 DELETED TRACK LIMITS AT T 9 and 10
 CAR 15 TIME 1:26.127 DELETED TRACK LIMITS AT T 9
 CAR 12 TIME 1:26.323 DELETED TRACK LIMITS AT T 9
 CAR 20 TIME 1:24.481 DELETED TRACK LIMITS AT T 9
 CAR 12 TIME 1:25.737 DELETED TRACK LIMITS AT T 9
 CAR 25 TIME 1:25.392 DELETED TRACK LIMITS AT T 1
 CAR 12 TIME 1:25.241 DELETED TRACK LIMITS AT T 1
 CAR 16 TIME 1:24.705 DELETED TRACK LIMITS AT T 1
 CAR 15 TIME 1:24.819 DELETED TRACK LIMITS AT T 1
 CAR 20 TIME 1:23.922 DELETED TRACK LIMITS AT T 1

Published at:.....

Track Temp: 18.7 °C Air Temp: 19.5 °C Humidity: 70 % Track Status: DRY

Stewards:	Race Director:	Timekeeper:
-----------	----------------	-------------





Red Bull Ring
Euroformula Open
Free Practice - 1



Resultados Provisionales por categoria

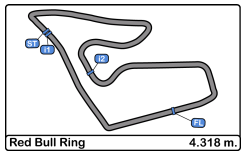
Clas	Nº	Entrant	Nat	Driver	Nat	Cat	Clas	Chassis - Engine	Team	Laps	Best	Time	Gap	Interval	Km/h
1	20	Cryptotower Racing	JPN	Yifei Ye	CHN			Dallara F320 Spiess	Cryptotower Racing	18	15	1:24.334			184.3
2	25	Van Amersfoort	NLD	Alexandre Bardinon	FRA			Dallara F320 HWA	Van Amersfoort	19	16	1:24.451	0.117	0.117	184.0
3	16	Van Amersfoort	NLD	Andreas Estner	DEU			Dallara F320 HWA	Van Amersfoort	20	17	1:24.527	0.193	0.076	183.9
4	26	Double R	GBR	Ayrton Simmons	GBR			Dallara F320 HWA	Double R	21	19	1:24.814	0.480	0.287	183.2
5	6	Carlin	GBR	Ido Cohen	ISR			Dallara F320 Spiess	Carlin	18	17	1:24.869	0.535	0.055	183.1
6	99	Cryptotower Racing	JPN	Rui Andrade	AGO			Dallara F320 Spiess	Cryptotower Racing	22	21	1:25.267	0.933	0.398	182.3
Rookie															
1	31	Carlin	GBR	Zane Maloney	BRB	R	1	Dallara F320 Spiess	Carlin	21	20	1:24.476			184.0
2	4	Team Motopark	DEU	Niklas Krütten	DEU	R	2	Dallara F320 Spiess	Team Motopark	22	18	1:24.719	0.243	0.243	183.4
3	12	DRIVEX	ESP	Glenn Van Berlo	NLD	R	3	Dallara F320 HWA	DRIVEX	23	21	1:25.027	0.551	0.308	182.8
4	15	Van Amersfoort	NLD	Sebastian Estner	DEU	R	4	Dallara F320 HWA	Van Amersfoort	20	10	1:25.564	1.088	0.537	181.6

Published at:.....

Track Temp: 18.7 °C Air Temp: 19.5 °C Humidity: 70 % Track Status: DRY

Stewards:	Race Director:	Timekeeper: 
-----------	----------------	---





Red Bull Ring
Euroformula Open
Free Practice - 1
Tiempos Por Vuelta



4

Niklas Krütten

Dallara F320 Spiess

12

Glenn Van Berlo

Dallara F320 HWA

R

Team Motopark

R

DRIVEX

Lap	D	Time	Sector 1	Sector 2	Sector 3	T. Spd	Elapsed	Lap	D	Time	Sector 1	Sector 2	Sector 3	T. Spd	Elapsed
1		10:23:21.426 P	10:21:54.354	44.930	42.142	181.5	10:23:21.426	1		10:23:29.871 P	10:22:09.639	44.054	36.178	189.4	10:23:29.871
2		3:46.420 P	2:29.681	41.879	34.860	199.6	10:27:07.846	2		5:27.378	4:18.523	41.664	27.191	207.6	10:28:57.249
3		4:00.760	2:53.624	40.530	26.606	200.3	10:31:08.606	3		4:29.496	23.162	39.871	26.463	214.7	10:30:26.745
4		1:27.706	22.861	38.955	25.890	218.1	10:32:36.312	4		4:28.405	22.900	39.310	25.895	215.5	10:31:54.850
5		1:29.776	22.378	41.497	25.901	220.4	10:34:06.088	5		1:28.320	22.643	39.927	25.750	216.8	10:33:23.170
6		1:32.440	22.478	44.110	25.852	218.6	10:35:38.528	6		1:26.815	22.592	38.769	25.454	217.3	10:34:49.985
7		1:26.401	22.339	38.951	25.111	218.6	10:37:04.929	7		1:27.596	22.550	39.709	25.337	218.1	10:36:17.581
8		1:26.293	22.212	38.782	25.299	220.8	10:38:31.222	8		4:26.204	22.440	38.529	25.232	218.6	10:37:43.782
9		1:25.772	22.224	38.480	25.068	220.8	10:39:56.994	9		1:26.346	22.338	38.866	25.142	219.5	10:39:10.128
10		1:25.900	22.255	38.356	25.289	220.4	10:41:22.894	10		4:26.323	22.435	38.784	25.104	218.6	10:40:36.451
11		1:25.567	22.235	38.431	24.901	219.0	10:42:48.461	11		4:25.737	22.459	38.461	24.817	219.0	10:42:02.188
12		1:34.141 P	22.958	38.561	32.622	218.1	10:44:22.602	12		1:32.793 P	22.881	38.710	31.202	218.6	10:43:34.981
13		5:23.720	4:14.014	43.040	26.666	181.8	10:49:46.322	13		4:36.227	3:27.869	41.519	26.839	204.5	10:48:11.208
14		1:28.486	23.457	39.733	25.296	204.5	10:51:14.808	14		1:29.505	23.110	39.504	26.891	215.5	10:49:40.713
15		1:25.437	22.247	38.352	24.838	220.4	10:52:40.245	15		1:29.112	22.823	38.842	27.447	217.3	10:51:09.825
16		1:25.044	22.070	38.244	24.730	221.7	10:54:05.289	16		1:25.890	22.331	38.532	25.027	220.4	10:52:35.715
17		1:24.823	22.027	38.183	24.613	222.2	10:55:30.112	17		1:25.683	22.424	38.404	24.855	219.9	10:54:01.398
18		1:24.719	21.968	38.090	24.661	221.3	10:56:54.831	18		1:25.539	22.224	38.436	24.879	222.2	10:55:26.937
19		1:35.660	22.072	42.726	30.862	221.7	10:58:30.491	19		4:25.244	22.223	38.198	24.820	220.8	10:56:52.178
20		1:24.784	22.085	38.175	24.524	219.9	10:59:55.275	20		1:27.101	22.160	39.975	24.966	221.3	10:58:19.279
21		1:25.134	22.053	37.936	25.145	221.3	11:01:20.409	21		1:25.027	22.168	38.258	24.601	220.8	10:59:44.306
22		1:34.191 P	22.308	38.419	33.464	220.8	11:02:54.600	22		1:25.052	22.112	38.132	24.808	220.8	11:01:09.358
23		1:35.915 P						23		22.140	38.457	35.318	221.7	11:02:45.273	

6

Ido Cohen

Dallara F320 Spiess

15

Sebastian Estner

Dallara F320 HWA

Carlin

R

Van Amersfoort Racing

Lap	D	Time	Sector 1	Sector 2	Sector 3	T. Spd	Elapsed	Lap	D	Time	Sector 1	Sector 2	Sector 3	T. Spd	Elapsed
1		10:24:33.778 P	10:21:42.607	2:04.437	46.734	164.6	10:24:33.778	1		10:22:55.168	10:21:36.138	47.816	31.214	152.5	10:22:55.168
2		5:05.683	3:53.014	43.993	28.676	186.5	10:29:39.461	2		2:08.602 P	24.883	49.763	53.956	183.3	10:25:03.770
3		1:32.282	24.055	41.300	26.927	218.1	10:31:11.743	3		5:57.952	4:46.228	44.060	27.664	181.2	10:31:01.722
4		1:29.405	22.739	40.709	25.957	217.3	10:32:41.148	4		1:30.486	23.474	40.535	26.477	216.0	10:32:32.208
5		1:27.096	22.580	38.889	25.627	219.5	10:34:08.244	5		1:29.116	23.183	39.473	26.460	216.0	10:34:01.324
6		1:26.220	22.225	38.455	25.540	223.6	10:35:34.464	6		1:28.161	23.016	39.252	25.893	216.4	10:35:29.485
7		1:25.575	22.078	38.464	25.033	222.2	10:37:00.039	7		4:27.425	22.751	38.773	25.601	217.3	10:36:56.610
8		1:33.785 P	22.001	38.791	32.993	225.4	10:38:33.824	8		1:27.464	22.614	39.460	25.390	219.9	10:38:24.074
9		6:57.623	5:49.817	41.152	26.654	216.8	10:45:31.447	9		4:26.427	22.471	38.541	25.115	220.4	10:39:50.201
10		1:25.973	22.499	38.523	24.951	219.9	10:46:57.420	10		1:25.564	22.327	38.220	25.017	220.4	10:41:15.765
11		1:36.356 P	22.402	40.023	33.931	220.4	10:48:33.776	11		1:35.819 P	22.576	38.431	34.812	219.9	10:42:51.584
12		6:11.571	5:01.854	42.721	26.996	198.8	10:54:45.347	12		8:15.102	7:06.605	42.360	26.137	195.2	10:51:06.686
13		1:28.342	23.369	39.054	25.919	219.9	10:56:13.689	13		1:26.514	22.626	38.601	25.287	218.6	10:52:33.200
14		1:25.409	22.285	38.291	24.833	220.8	10:57:39.098	14		1:25.609	22.277	38.196	25.136	219.9	10:53:58.809
15		1:28.927	22.078	41.512	25.337	220.8	10:59:08.025	15		1:25.603	22.273	38.079	25.251	220.4	10:55:24.412
16		1:25.759	22.072	38.363	25.324	221.3	11:00:33.784	16		1:25.673	22.266	38.254	25.153	221.3	10:56:50.085
17		1:24.869	22.036	38.078	24.755	222.2	11:01:58.653	17		1:26.389	22.211	39.236	24.942	220.8	10:58:16.474
18		1:39.049 P	23.338	40.551	35.160	216.0	11:03:37.702	18		4:24.849	22.008	38.085	24.726	219.9	10:59:41.293
19								19		1:26.303	22.006	39.112	25.185	221.3	11:01:07.596
20								20		1:36.368 P	22.288	38.234	35.846	221.3	11:02:43.964





Red Bull Ring
Euroformula Open
Free Practice - 1
Tiempos Por Vuelta



16

Andreas Estner

Dallara F320 HWA

25

Alexandre Bardino

Dallara F320 HWA

Van Amersfoort Racing

Van Amersfoort Racing

Lap	D	Time	Sector 1	Sector 2	Sector 3	T. Spd	Elapsed	Lap	D	Time	Sector 1	Sector 2	Sector 3	T. Spd	Elapsed
1		10:22:56.405	10:21:39.620	46.933	29.852	186.2	10:22:56.405	1		10:22:54.041	10:21:34.361	48.879	30.801	168.7	10:22:54.041
2		2:10.495 P	25.072	50.131	55.292	193.2	10:25:06.900	2		2:10.915 P	26.567	50.057	54.291	174.4	10:25:04.956
3		1:56.691	49.257	41.052	26.382	215.1	10:27:03.591	3		1:57.573	48.352	41.454	27.767	194.5	10:27:02.529
4		1:35.127	22.850	45.321	26.956	219.5	10:28:38.718	4		1:29.030	23.206	39.321	26.503	217.3	10:28:31.559
5		1:27.185	22.662	38.926	25.597	219.5	10:30:05.903	5		1:27.362	22.511	39.135	25.716	219.0	10:29:58.921
6		1:26.266	22.470	38.603	25.193	219.5	10:31:32.169	6		1:26.819	22.200	38.708	25.911	219.5	10:31:25.740
7		1:25.829	22.292	38.563	24.974	220.8	10:32:57.998	7		1:26.644	22.364	38.766	25.511	219.5	10:32:52.381
8		1:27.498	22.204	40.351	24.943	220.4	10:34:25.496	8		1:35.605 P	22.272	39.172	34.161	219.0	10:34:27.986
9		1:24.889	22.025	38.152	24.712	220.8	10:35:50.385	9		3:59.159 P	2:47.506	38.591	33.062	216.8	10:38:27.145
10		1:33.109 P	22.043	38.169	32.897	221.3	10:37:23.494	10		12:05.716	10:54.922	43.602	27.192	183.6	10:50:32.861
11		13:33.257	12:24.040	42.371	26.846	195.2	10:50:56.751	11		1:27.551	23.091	39.010	25.450	217.3	10:52:00.412
12		1:25.769	22.340	38.531	24.898	219.9	10:52:22.520	12		1:25.841	22.380	38.523	24.938	219.5	10:53:26.253
13		1:25.342	22.195	38.410	24.737	220.8	10:53:47.862	13		1:25.392	22.073	38.471	24.848	220.4	10:54:51.645
14		1:25.005	22.113	38.169	24.723	221.7	10:55:12.867	14		1:24.564	22.010	37.947	24.607	221.7	10:56:16.209
15		1:25.123	22.004	37.963	25.156	222.2	10:56:37.990	15		1:24.512	21.899	38.131	24.482	222.2	10:57:40.721
16		1:24.705	21.939	38.134	24.632	222.2	10:58:02.695	16		1:24.451	21.972	38.070	24.409	222.6	10:59:05.172
17		1:24.527	21.983	37.891	24.653	222.6	10:59:27.222	17		1:30.855	21.933		1:55.264	220.8	11:00:36.027
18		1:24.684	22.084	37.918	24.682	222.2	11:00:51.906	18		1:24.822	22.137	37.939	24.746	222.6	11:02:00.849
19		1:25.190	22.025	38.350	24.815	224.5	11:02:17.096	19		1:37.658 P	21.922	40.360	35.376	223.6	11:03:38.507
20		1:33.075 P	22.279	39.012	31.784	222.6	11:03:50.171								

20

Yifei Ye

Dallara F320 Spiess

26

Ayrton Simmons

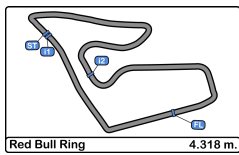
Dallara F320 HWA

Cryptotower Racing Team

Double R

Lap	D	Time	Sector 1	Sector 2	Sector 3	T. Spd	Elapsed	Lap	D	Time	Sector 1	Sector 2	Sector 3	T. Spd	Elapsed
1		10:23:19.681 P	10:21:51.198	47.099	41.384	159.7	10:23:19.681	1		10:22:53.912	10:21:40.221	44.337	29.354	188.1	10:22:53.912
2		4:43.559	3:35.128	41.482	26.949	195.6	10:28:03.240	2		1:45.706 P	23.899	42.131	39.676	206.1	10:24:39.618
3		1:27.850	22.621	39.316	25.913	218.6	10:29:31.090	3		2:35.836	1:28.132	40.972	26.732	208.0	10:27:15.454
4		1:28.526	22.412	39.018	27.096	218.1	10:30:59.616	4		1:28.631	23.243	39.525	25.863	216.8	10:28:44.085
5		1:26.769	22.695	38.625	25.439	218.6	10:32:26.375	5		1:27.563	22.801	38.917	25.845	217.3	10:30:11.648
6		1:26.514	22.155	38.767	25.592	220.4	10:33:52.889	6		1:26.857	22.740	38.612	25.505	217.3	10:31:38.505
7		1:25.568	22.077	38.470	25.021	220.8	10:35:18.457	7		1:26.395	22.575	38.387	25.433	217.7	10:33:04.900
8		1:24.822	21.989	38.042	24.791	221.7	10:36:43.279	8		1:26.142	22.573	38.343	25.226	217.3	10:34:31.042
9		1:27.616	21.981	39.869	25.766	221.3	10:38:10.895	9		1:25.997	22.555	38.252	25.190	217.3	10:35:57.039
10		1:24.900	21.917	38.330	24.653	222.2	10:39:35.795	10		1:25.614	22.413	38.169	25.032	217.7	10:37:22.653
11		1:24.484	21.926	37.960	24.595	222.6	10:41:00.276	11		1:25.739	22.386	38.180	25.173	218.1	10:38:48.392
12		1:36.045 P	21.931	38.705	35.409	222.2	10:42:36.321	12		1:25.479	22.374	38.105	25.000	218.1	10:40:13.871
13		12:57.926	11:48.423	43.676	25.827	188.1	10:55:34.247	13		1:35.468 P	22.435	38.241	34.792	218.1	10:41:49.339
14		1:35.382	22.155	42.772	30.455	220.8	10:57:09.629	14		11:13.299	10:07.056	40.285	25.958	206.1	10:53:02.638
15		1:24.334	21.992	37.844	24.498	220.8	10:58:33.963	15		1:26.242	22.601	38.360	25.281	218.6	10:54:28.880
16		1:26.011	21.935	39.292	24.784	221.7	10:59:59.974	16		1:25.639	22.341	38.248	25.050	220.8	10:55:54.519
17		1:23.922	21.887	37.666	24.369	222.2	11:01:23.896	17		1:25.165	22.291	38.089	24.785	219.9	10:57:19.684
18		1:35.498 P	21.873	38.390	35.235	223.1	11:02:59.394	18		1:24.953	22.198	38.040	24.715	219.9	10:58:44.637
								19		1:24.814	22.106	38.042	24.666	219.9	11:00:09.451
								20		1:24.871	22.139	37.986	24.746	220.8	11:01:34.322
								21		1:35.000 P	22.139	38.156	34.705	221.7	11:03:09.322





Red Bull Ring
Euroformula Open
Free Practice - 1
Tiempos Por Vuelta



31

Zane Maloney

Dallara F320 Spiess

R

Carlin

Lap	D	Time	Sector 1	Sector 2	Sector 3	T. Spd	Elapsed
1		10:22:54.134	10:21:40.807	44.211	29.116	191.1	10:22:54.134
2		1:42.303 P	23.692	40.411	38.200	217.7	10:24:36.437
3		2:30.106	1:20.099	40.917	29.090	215.1	10:27:06.543
4		1:27.074	22.529	38.654	25.891	220.8	10:28:33.617
5		1:26.057	22.310	38.465	25.282	220.8	10:29:59.674
6		1:28.722	22.138	38.440	28.144	222.6	10:31:28.396
7		1:25.631	22.163	38.365	25.103	219.9	10:32:54.027
8		1:25.477	22.120	38.116	25.241	221.7	10:34:19.504
9		1:24.873	22.051	38.014	24.808	221.3	10:35:44.377
10		1:24.559	21.945	37.781	24.833	221.7	10:37:08.936
11		1:33.746 P	22.107	40.135	31.504	212.1	10:38:42.682
12		7:20.259	6:15.031	39.626	25.602	216.8	10:46:02.941
13		1:25.662	22.130	38.183	25.349	220.8	10:47:28.603
14		1:33.700 P	24.187	38.479	31.034	216.8	10:49:02.303
15		5:57.522	4:46.932	43.153	27.437	167.7	10:54:59.825
16		1:31.179	24.470	40.130	26.579	210.1	10:56:31.004
17		1:28.999	23.160	39.793	26.046	212.5	10:58:00.003
18		1:25.590	22.208	38.278	25.104	219.9	10:59:25.593
19		1:24.810	22.049	37.815	24.946	220.8	11:00:50.403
20		1:24.476	21.911	37.859	24.706	222.2	11:02:14.879
21		1:41.304 P	22.071	40.983	38.250	222.2	11:03:56.183

99

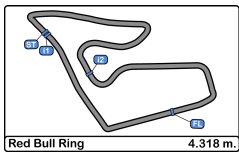
Rui Andrade

Dallara F320 Spiess

Cryptotower Racing Team

Lap	D	Time	Sector 1	Sector 2	Sector 3	T. Spd	Elapsed
1		10:23:13.383 P	10:21:50.926	45.292	37.165	184.6	10:23:13.383
2		6:20.524	5:09.582	43.129	27.813	192.5	10:29:33.907
3		1:31.948	23.473	41.248	27.227	199.6	10:31:05.855
4		1:29.618	22.988	40.254	26.376	216.8	10:32:35.473
5		1:27.463	22.678	38.934	25.851	216.8	10:34:02.936
6		1:29.473	22.394	38.899	28.180	219.5	10:35:32.409
7		1:26.725	22.453	38.674	25.598	219.5	10:36:59.134
8		1:26.415	22.271	38.565	25.579	221.3	10:38:25.549
9		1:25.959	22.262	38.404	25.293	221.7	10:39:51.508
10		1:26.021	22.220	38.447	25.354	221.3	10:41:17.529
11		1:35.586 P	22.194	38.433	34.959	220.8	10:42:53.115
12		5:30.155	4:20.991	42.435	26.729	189.4	10:48:23.270
13		1:28.827	23.500	39.653	25.674	201.8	10:49:52.097
14		1:26.455	22.316	38.724	25.415	219.9	10:51:18.552
15		1:26.257	22.246	38.686	25.325	221.7	10:52:44.809
16		1:26.101	22.202	38.701	25.198	221.3	10:54:10.910
17		1:25.709	22.049	38.565	25.095	222.2	10:55:36.619
18		1:25.334	21.976	38.428	24.930	221.7	10:57:01.953
19		1:25.344	22.091	38.283	24.970	220.8	10:58:27.297
20		1:25.309	22.110	38.267	24.932	220.4	10:59:52.606
21		1:25.267	22.144	38.273	24.850	220.4	11:01:17.873
22		1:34.483 P	22.185	38.265	34.033	221.3	11:02:52.356



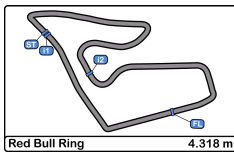


Red Bull Ring
Euroformula Open
Free Practice - 1
Mejores Sectores



Sector - 1				Sector - 2				Sector - 3				Ideal Lap vs Best Lap				
Clas	Nº	Driver	Time	Nº	Driver	Time	Nº	Driver	Time	Clas	Nº	Driver	Ideal Lap	Best Lap	Clas	
1	20	Yifei Ye	21.873	20	Yifei Ye	37.666	20	Yifei Ye	24.369	1	20	Yifei Ye	1:23.908	1:24.334	1	
2	25	Alexandre Bardinon	21.899	31	Zane Maloney	37.781	25	Alexandre Bardinon	24.409	2	25	Alexandre Bardinon	1:24.247	1:24.451	2	
3	31	Zane Maloney	21.911	16	Andreas Estner	37.891	4	Niklas Krütten	24.524	3	31	Zane Maloney	1:24.398	1:24.476	3	
4	16	Andreas Estner	21.939	4	Niklas Krütten	37.936	12	Glenn Van Berlo	24.601	4	4	Niklas Krütten	1:24.428	1:24.719	5	
5	4	Niklas Krütten	21.968	25	Alexandre Bardinon	37.939	16	Andreas Estner	24.632	5	16	Andreas Estner	1:24.462	1:24.527	4	
6	99	Rui Andrade	21.976	26	Ayrton Simmons	37.986	26	Ayrton Simmons	24.666	6	26	Ayrton Simmons	1:24.758	1:24.814	6	
7	6	Ido Cohen	22.001	6	Ido Cohen	38.078	31	Zane Maloney	24.706	7	15	Sebastian Estner	1:24.811	1:25.564	10	
8	15	Sebastian Estner	22.006	15	Sebastian Estner	38.079	15	Sebastian Estner	24.726	8	6	Ido Cohen	1:24.834	1:24.869	7	
9	26	Ayrton Simmons	22.106	12	Glenn Van Berlo	38.132	6	Ido Cohen	24.755	9	12	Glenn Van Berlo	1:24.845	1:25.027	8	
10	12	Glenn Van Berlo	22.112	99	Rui Andrade	38.265	99	Rui Andrade	24.850	10	99	Rui Andrade	1:25.091	1:25.267	9	



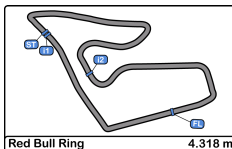


Red Bull Ring
Euroformula Open
Free Practice - 1
5 Mejores Tiempos



Cls	Nº	Entrant	Nat	Driver	Nat	Cat	Cls	Chassis - Engine	Team	Best 1		Best 2		Best 3		Best 4		Best 5	
										Time	Lap	Time	Lap	Time	Lap	Time	Lap	Time	Lap
1	20	Cryptotower Racing		Yifei Ye				Dallara F320 Spiess	Cryptotower Racing	1:24.334	15	1:25.568	7	1:26.011	16	1:26.514	6	1:27.616	9
2	25	Van Amersfoort Racing		Alexandre Bardinon				Dallara F320 HWA	Van Amersfoort Racing	1:24.451	16	1:24.512	15	1:24.564	14	1:24.822	18	1:25.841	12
3	31	Carlin		Zane Maloney		R	1	Dallara F320 Spiess	Carlin	1:24.476	20	1:24.559	10	1:24.810	19	1:24.873	9	1:25.477	8
4	16	Van Amersfoort Racing		Andreas Estner				Dallara F320 HWA	Van Amersfoort Racing	1:24.527	17	1:24.684	18	1:24.889	9	1:25.005	14	1:25.123	15
5	4	Team Motopark		Niklas Krütten		R	2	Dallara F320 Spiess	Team Motopark	1:24.719	18	1:24.784	20	1:24.823	17	1:25.044	16	1:25.134	21
6	26	Double R		Ayrton Simmons				Dallara F320 HWA	Double R	1:24.814	19	1:24.871	20	1:24.953	18	1:25.165	17	1:25.479	12
7	6	Carlin		Ido Cohen				Dallara F320 Spiess	Carlin	1:24.869	17	1:25.409	14	1:25.575	7	1:25.759	16	1:25.973	10
8	12	DRIVEX		Glenn Van Berlo		R	3	Dallara F320 HWA	DRIVEX	1:25.027	21	1:25.052	22	1:25.539	18	1:25.683	17	1:25.890	16
9	99	Cryptotower Racing		Rui Andrade				Dallara F320 Spiess	Cryptotower Racing	1:25.267	21	1:25.309	20	1:25.334	18	1:25.344	19	1:25.709	17
10	15	Van Amersfoort Racing		Sebastian Estner		R	4	Dallara F320 HWA	Van Amersfoort Racing	1:25.564	10	1:25.603	15	1:25.609	14	1:25.673	16	1:26.303	19



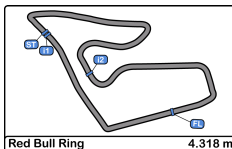


Red Bull Ring
Euroformula Open
Free Practice - 1
5 Mejores Velocidades



Cls	Nº	Entrant	Nat	Driver	Nat	Cat	Cls	Chassis - Engine	Team	Top 1		Top 2		Top 3		Top 4		Top 5		Avg
										Km/h	Lap	Km/h	Lap	Km/h	Lap	Km/h	Lap	Km/h	Lap	
1	6	Carlin		Ido Cohen				Dallara F320 Spiess	Carlin	225.4	8	223.6	6	222.2	7	222.2	17	221.3	16	222.9
2	16	Van Amersfoort Racing		Andreas Estner				Dallara F320 HWA	Van Amersfoort Racing	224.5	19	222.6	17	222.6	20	222.2	15	222.2	16	222.8
3	25	Van Amersfoort Racing		Alexandre Bardinon				Dallara F320 HWA	Van Amersfoort Racing	223.6	19	222.6	16	222.6	18	222.2	15	221.7	14	222.5
4	20	Cryptotower Racing		Yifei Ye				Dallara F320 Spiess	Cryptotower Racing	223.1	18	222.6	11	222.2	10	222.2	12	222.2	17	222.4
5	31	Carlin		Zane Maloney		R	1	Dallara F320 Spiess	Carlin	222.6	6	222.2	20	222.2	21	221.7	8	221.7	10	222.1
6	4	Team Motopark		Niklas Krütten		R	2	Dallara F320 Spiess	Team Motopark	222.2	17	221.7	16	221.7	19	221.3	18	221.3	21	221.6
7	12	DRIVEX		Glenn Van Berlo		R	3	Dallara F320 HWA	DRIVEX	222.2	18	221.7	23	221.3	20	220.8	19	220.8	21	221.4
8	99	Cryptotower Racing		Rui Andrade				Dallara F320 Spiess	Cryptotower Racing	222.2	17	221.7	9	221.7	15	221.7	18	221.3	8	221.7
9	26	Double R		Ayrton Simmons				Dallara F320 HWA	Double R	221.7	21	220.8	16	220.8	20	219.9	17	219.9	18	220.6
10	15	Van Amersfoort Racing		Sebastian Estner		R	4	Dallara F320 HWA	Van Amersfoort Racing	221.3	16	221.3	19	221.3	20	220.8	17	220.4	9	221.0



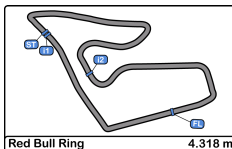


Red Bull Ring
Euroformula Open
Free Practice - 1
Secuencia Vueltas Rápidas



Lap	Time of Day	Session Time	Nº	Entrant	Nat	Driver	Nat	Cat	Chassis - Engine	Team	Time	Km/h
2	10:25:03.770	4:03.770	15	Van Amersfoort Racing		Sebastian Estner		R	Dallara F320 HWA	Van Amersfoort Racing	2:08.602	120.8
3	10:27:02.529	6:02.529	25	Van Amersfoort Racing		Alexandre Bardinon			Dallara F320 HWA	Van Amersfoort Racing	1:57.573	132.2
3	10:27:03.591	6:03.591	16	Van Amersfoort Racing		Andreas Estner			Dallara F320 HWA	Van Amersfoort Racing	1:56.691	133.2
4	10:28:31.559	7:31.559	25	Van Amersfoort Racing		Alexandre Bardinon			Dallara F320 HWA	Van Amersfoort Racing	1:29.030	174.6
4	10:28:33.617	7:33.617	31	Carlin		Zane Maloney		R	Dallara F320 Spiess	Carlin	1:27.074	178.5
5	10:29:59.674	8:59.674	31	Carlin		Zane Maloney		R	Dallara F320 Spiess	Carlin	1:26.057	180.6
7	10:32:54.027	11:54.027	31	Carlin		Zane Maloney		R	Dallara F320 Spiess	Carlin	1:25.631	181.5
8	10:34:19.504	13:19.504	31	Carlin		Zane Maloney		R	Dallara F320 Spiess	Carlin	1:25.477	181.8
9	10:35:44.377	14:44.377	31	Carlin		Zane Maloney		R	Dallara F320 Spiess	Carlin	1:24.873	183.1
10	10:37:08.936	16:08.936	31	Carlin		Zane Maloney		R	Dallara F320 Spiess	Carlin	1:24.559	183.8
15	10:57:40.721	36:40.721	25	Van Amersfoort Racing		Alexandre Bardinon			Dallara F320 HWA	Van Amersfoort Racing	1:24.512	183.9
15	10:58:33.963	37:33.963	20	Cryptotower Racing Team		Yifei Ye			Dallara F320 Spiess	Cryptotower Racing Team	1:24.334	184.3



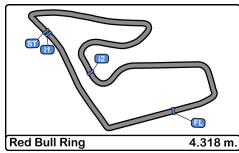


Red Bull Ring
Euroformula Open
Free Practice - 1
Mejor Maxima Velocidad del Evento



Nº	Entrant	Nat	Driver	Nat	Cat	Clas	Chassis - Engine	Team	Km/h	Session
6	Carlin		Ido Cohen				Dallara F320 Spiess	Carlin	225.4	Free Practice - 1
16	Van Amersfoort Racing		Andreas Estner				Dallara F320 HWA	Van Amersfoort Racing	224.5	Free Practice - 1
25	Van Amersfoort Racing		Alexandre Bardinon				Dallara F320 HWA	Van Amersfoort Racing	223.6	Free Practice - 1
20	Cryptotower Racing Team		Yifei Ye				Dallara F320 Spiess	Cryptotower Racing Team	223.1	Free Practice - 1
31	Carlin		Zane Maloney		R	1	Dallara F320 Spiess	Carlin	222.6	Free Practice - 1
12	DRIVEX		Glenn Van Berlo		R	2	Dallara F320 HWA	DRIVEX	222.2	Free Practice - 1
4	Team Motopark		Niklas Krütten		R	3	Dallara F320 Spiess	Team Motopark	222.2	Free Practice - 1
99	Cryptotower Racing Team		Rui Andrade				Dallara F320 Spiess	Cryptotower Racing Team	222.2	Free Practice - 1
26	Double R		Ayrton Simmons				Dallara F320 HWA	Double R	221.7	Free Practice - 1
15	Van Amersfoort Racing		Sebastian Estner		R	4	Dallara F320 HWA	Van Amersfoort Racing	221.3	Free Practice - 1





Red Bull Ring
Euroformula Open
Free Practice - 1
Tiempos Parada en Pit



4 Niklas Krütten R Team Motopark
 Dallara F320 Spiess

Nr.	In Day Time	In Time	Out Time	Pit Time	T. Pit Time	Handicap	Penalty
1	10:23:15.464	10:23:15.464	10:25:20.258	2:04.794	2:04.794		
2	10:27:02.157	10:27:02.157	10:29:38.621	2:36.464	4:41.258		
3	10:44:17.313	10:44:17.313	10:48:11.573	3:54.260	8:35.518		

6 Ido Cohen Carlin
 Dallara F320 Spiess

Nr.	In Day Time	In Time	Out Time	Pit Time	T. Pit Time	Handicap	Penalty
1	10:24:29.157	10:24:29.157	10:28:01.514	3:32.357	3:32.357		
2	10:38:29.185	10:38:29.185	10:43:59.831	5:30.646	9:03.003		
3	10:48:28.951	10:48:28.951	10:53:11.287	4:42.336	13:45.339		

12 Glenn Van Berlo R DRIVEX
 Dallara F320 HWA

Nr.	In Day Time	In Time	Out Time	Pit Time	T. Pit Time	Handicap	Penalty
1	10:23:25.233	10:23:25.233	10:27:25.584	4:00.351	4:00.351		
2	10:43:29.848	10:43:29.848	10:46:39.069	3:09.221	7:09.572		

15 Sebastian Estner R Van Amersfoort Racing
 Dallara F320 HWA

Nr.	In Day Time	In Time	Out Time	Pit Time	T. Pit Time	Handicap	Penalty
1	10:24:58.570	10:24:58.570	10:29:24.508	4:25.938	4:25.938		
2	10:42:46.893	10:42:46.893	10:49:31.963	6:45.070	11:11.008		

16 Andreas Estner Van Amersfoort Racing
 Dallara F320 HWA

Nr.	In Day Time	In Time	Out Time	Pit Time	T. Pit Time	Handicap	Penalty
1	10:25:01.783	10:25:01.783	10:25:30.925	29.142	29.142		
2	10:37:18.788	10:37:18.788	10:49:20.160	12:01.372	12:30.514		

20 Yifei Ye Cryptotower Racing Team
 Dallara F320 Spiess

Nr.	In Day Time	In Time	Out Time	Pit Time	T. Pit Time	Handicap	Penalty
1	10:23:13.416	10:23:13.416	10:26:30.578	3:17.162	3:17.162		
2	10:42:30.973	10:42:30.973	10:53:59.592	11:28.619	14:45.781		

25 Alexandre Bardinon Van Amersfoort Racing
 Dallara F320 HWA

Nr.	In Day Time	In Time	Out Time	Pit Time	T. Pit Time	Handicap	Penalty
1	10:25:00.061	10:25:00.061	10:25:29.242	29.181	29.181		
2	10:34:23.429	10:34:23.429	10:36:52.509	2:29.080	2:58.261		
3	10:38:22.564	10:38:22.564	10:48:57.846	10:35.282	13:33.543		

26 Ayrton Simmons Double R
 Dallara F320 HWA

Nr.	In Day Time	In Time	Out Time	Pit Time	T. Pit Time	Handicap	Penalty
1	10:24:34.976	10:24:34.976	10:25:43.539	1:08.563	1:08.563		
2	10:41:44.677	10:41:44.677	10:51:32.511	9:47.834	10:56.397		

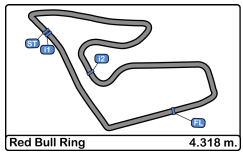
31 Zane Maloney R Carlin
 Dallara F320 Spiess

Nr.	In Day Time	In Time	Out Time	Pit Time	T. Pit Time	Handicap	Penalty
1	10:24:31.734	10:24:31.734	10:25:32.856	1:01.122	1:01.122		
2	10:38:38.102	10:38:38.102	10:44:34.913	5:56.811	6:57.933		
3	10:48:57.676	10:48:57.676	10:53:25.105	4:27.429	11:25.362		

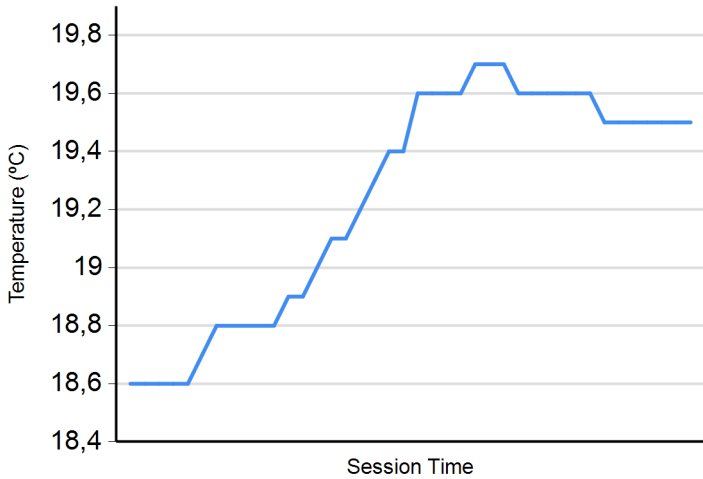
99 Rui Andrade Cryptotower Racing Team
 Dallara F320 Spiess

Nr.	In Day Time	In Time	Out Time	Pit Time	T. Pit Time	Handicap	Penalty
1	10:23:08.287	10:23:08.287	10:27:57.877	4:49.590	4:49.590		
2	10:42:48.033	10:42:48.033	10:46:50.073	4:02.040	8:51.630		

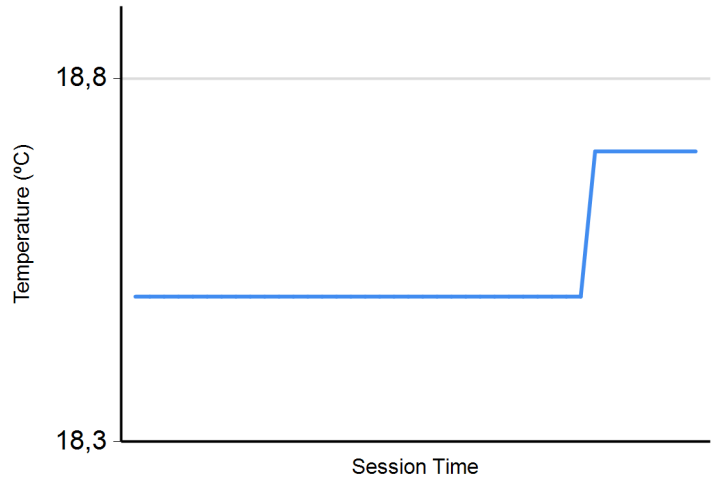




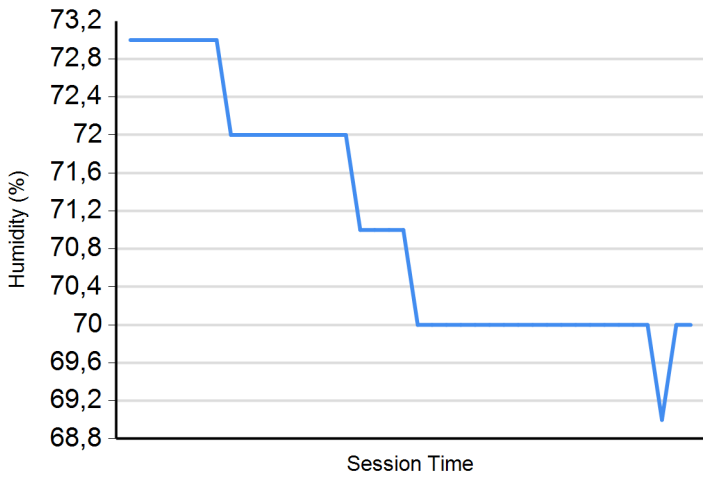
Air Temperature



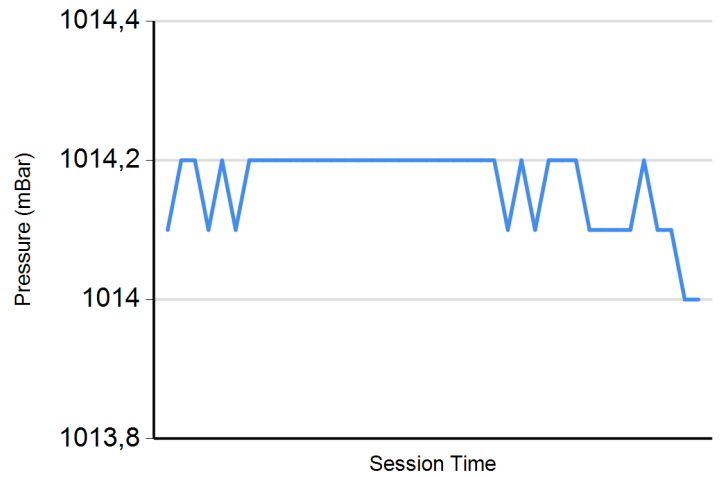
Track Temperature



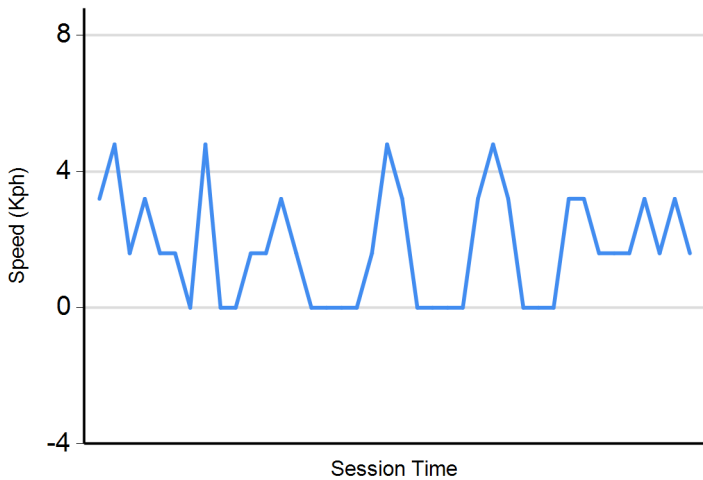
Humidity



Pressure



Wind Speed



Wind direction

North = 0°/360° Est = 90° South = 180° West = 270°

