

Red Bull Ring
Euroformula Open
Free Practice - 2
Provisional Results



Clas	Nº	Entrant	Nat	Driver	Nat	Cat	Clas	Chassis - Engine	Team	Laps	Best	Time	Gap	Interval	Km/h
1	20	Cryptotower Racing		Yifei Ye				Dallara F320 Spiess	Cryptotower Racing	21	19	1:23.385			186.4
2	31	Carlin		Zane Maloney		R	1	Dallara F320 Spiess	Carlin	21	19	1:23.607	0.222	0.222	185.9
3	15	Van Amersfoort		Sebastian Estner		R	2	Dallara F320 HWA	Van Amersfoort	18	14	1:23.770	0.385	0.163	185.5
4	33	Team Motopark		Manuel Maldonado				Dallara F320 Spiess	Team Motopark	20	19	1:23.777	0.392	0.007	185.5
5	26	Double R		Ayrton Simmons				Dallara F320 HWA	Double R	23	20	1:23.929	0.544	0.152	185.2
6	25	Van Amersfoort		Alexandre Bardinon				Dallara F320 HWA	Van Amersfoort	22	21	1:23.952	0.567	0.023	185.1
7	6	Carlin		Ido Cohen				Dallara F320 Spiess	Carlin	20	19	1:23.974	0.589	0.022	185.1
8	4	Team Motopark		Niklas Krütten		R	3	Dallara F320 Spiess	Team Motopark	19	16	1:24.232	0.847	0.258	184.5
9	16	Van Amersfoort		Andreas Estner				Dallara F320 HWA	Van Amersfoort	25	24	1:24.343	0.958	0.111	184.3
10	99	Cryptotower Racing		Rui Andrade				Dallara F320 Spiess	Cryptotower Racing	24	23	1:24.757	1.372	0.414	183.4
11	34	DRIVEX		Shihab Al-Habsi		R	4	Dallara F320 HWA	DRIVEX	25	24	1:24.880	1.495	0.123	183.1
12	12	DRIVEX		Glenn Van Berlo		R	5	Dallara F320 HWA	DRIVEX	24	23	1:25.029	1.644	0.149	182.8

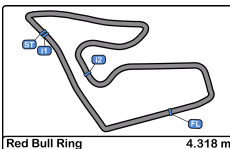
CAR 25 TIME 1:25.165 DELETED TRACK LIMITS AT T 3
 CAR 99 TIME 1:26.601 DELETED TRACK LIMITS AT T 1
 CAR 20 TIME 1:24.964 DELETED TRACK LIMITS AT T 10
 CAR 12 TIME 1:26.772 DELETED TRACK LIMITS AT T 9
 CAR 15 TIME 1:25.221 DELETED TRACK LIMITS AT T 1
 CAR 6 TIME 1:25.044 DELETED TRACK LIMITS AT T 10
 CAR 6 TIME 1:24.651 DELETED TRACK LIMITS AT T 10
 CAR 12 TIME 1:25.500 DELETED TRACK LIMITS AT T 9
 CAR 20 TIME 1:24.038 DELETED TRACK LIMITS AT T 10
 CAR 20 TIME 1:23.977 DELETED TRACK LIMITS AT T 10
 CAR 12 TIME 1:24.941 DELETED TRACK LIMITS AT T 10
 CAR 12 TIME 1:24.821 DELETED TRACK LIMITS AT T 10
 CAR 12 TIME 1:25.100 DELETED TRACK LIMITS AT T 10
 CAR 6 TIME 1:24.147 DELETED TRACK LIMITS AT T 10
 CAR 33 TIME 1:23.728 DELETED TRACK LIMITS AT T 10

Published at:.....

Track Temp: 27.0 °C Air Temp: 24.6 °C Humidity: 48 % Track Status: DRY

Stewards:	Race Director:	Timekeeper:
-----------	----------------	-------------





Red Bull Ring
Euroformula Open
Free Practice - 2
Provisional Results by Class



Clas	Nº	Entrant	Nat	Driver	Nat	Cat	Clas	Chassis - Engine	Team	Laps	Best	Time	Gap	Interval	Km/h
1	20	Cryptotower Racing		Yifei Ye				Dallara F320 Spiess	Cryptotower Racing	21	19	1:23.385			186.4
2	33	Team Motopark		Manuel Maldonado				Dallara F320 Spiess	Team Motopark	20	19	1:23.777	0.392	0.392	185.5
3	26	Double R		Ayrton Simmons				Dallara F320 HWA	Double R	23	20	1:23.929	0.544	0.152	185.2
4	25	Van Amersfoort		Alexandre Bardinon				Dallara F320 HWA	Van Amersfoort	22	21	1:23.952	0.567	0.023	185.1
5	6	Carlin		Ido Cohen				Dallara F320 Spiess	Carlin	20	19	1:23.974	0.589	0.022	185.1
6	16	Van Amersfoort		Andreas Estner				Dallara F320 HWA	Van Amersfoort	25	24	1:24.343	0.958	0.369	184.3
7	99	Cryptotower Racing		Rui Andrade				Dallara F320 Spiess	Cryptotower Racing	24	23	1:24.757	1.372	0.414	183.4

Rookie

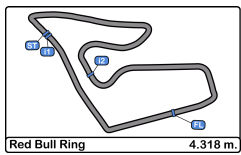
1	31	Carlin		Zane Maloney		R	1	Dallara F320 Spiess	Carlin	21	19	1:23.607			185.9
2	15	Van Amersfoort		Sebastian Estner		R	2	Dallara F320 HWA	Van Amersfoort	18	14	1:23.770	0.163	0.163	185.5
3	4	Team Motopark		Niklas Krütten		R	3	Dallara F320 Spiess	Team Motopark	19	16	1:24.232	0.625	0.462	184.5
4	34	DRIVEX		Shihab Al-Habsi		R	4	Dallara F320 HWA	DRIVEX	25	24	1:24.880	1.273	0.648	183.1
5	12	DRIVEX		Glenn Van Berlo		R	5	Dallara F320 HWA	DRIVEX	24	23	1:25.029	1.422	0.149	182.8

Published at:.....

Track Temp: 27.0 °C Air Temp: 24.6 °C Humidity: 48 % Track Status: DRY

Stewards:	Race Director:	Timekeeper:
-----------	----------------	-------------





Red Bull Ring
Euroformula Open
Free Practice - 2
Lap Analysis



4

Niklas Krütten

Dallara F320 Spiess

12

Glenn Van Berlo

Dallara F320 HWA

R

Team Motopark

R

DRIVEX

Lap	D	Time	Sector 1	Sector 2	Sector 3	T. Spd	Elapsed	Lap	D	Time	Sector 1	Sector 2	Sector 3	T. Spd	Elapsed
1		15:23:56.554	15:22:47.696	42.294	26.564	191.8	15:23:56.554	1		15:24:02.600	15:22:52.060	42.391	28.149	210.1	15:24:02.600
2		1:33.317	23.310	42.418	27.589	206.5	15:25:29.871	2		1:30.727	23.087	39.776	27.864	215.5	15:25:33.327
3		1:29.214	22.196	39.783	27.235	219.9	15:26:59.085	3		1:26.772	22.655	38.846	25.271	217.7	15:27:00.099
4		1:25.089	22.208	38.095	24.786	221.7	15:28:24.174	4		1:27.027	22.372	38.395	26.260	221.3	15:28:27.126
5		1:27.220	21.903	39.541	25.776	222.2	15:29:51.394	5		1:25.905	22.456	38.453	24.996	218.1	15:29:53.031
6		1:31.754 P	22.006	37.929	31.819	219.9	15:31:23.148	6		1:25.693	22.216	38.281	25.196	220.8	15:31:18.724
7		7:27.649	6:19.047	42.439	26.163	168.4	15:38:50.797	7		1:26.052	22.278	38.230	25.544	219.5	15:32:44.776
8		1:24.500	22.135	38.010	24.355	219.9	15:40:15.297	8		1:31.010	25.104	40.887	25.019	201.4	15:34:15.786
9		1:31.355	22.296	43.448	25.611	219.0	15:41:46.652	9		1:25.500	22.366	38.287	24.847	220.4	15:35:41.286
10		1:25.118	22.044	38.333	24.741	219.5	15:43:11.770	10		1:25.636	22.445	38.335	24.856	220.4	15:37:06.922
11		1:24.553	22.119	37.988	24.446	219.9	15:44:36.323	11		1:25.564	22.427	38.373	24.764	219.9	15:38:32.486
12		1:31.994 P	22.025	37.939	32.030	220.4	15:46:08.317	12		1:36.487 P	22.413	41.067	33.007	219.5	15:40:08.973
13		9:03.826	7:54.124	43.725	25.977	182.7	15:55:12.143	13		6:04.168	4:57.778	40.358	26.032	211.3	15:46:13.141
14		1:27.832	22.780	39.071	25.981	206.5	15:56:39.975	14		1:26.277	22.699	38.465	25.113	217.3	15:47:39.418
15		1:26.585	22.047	37.922	26.616	219.0	15:58:06.560	15		1:25.638	22.386	38.312	24.940	218.6	15:49:05.056
16		1:24.232	21.951	37.819	24.462	219.5	15:59:30.792	16		1:29.939	22.243	42.798	24.898	221.3	15:50:34.995
17		1:27.437	24.957	38.021	24.459	215.5	16:00:58.229	17		1:24.944	22.311	38.127	24.503	219.5	15:51:59.936
18		1:26.531	21.954	39.876	24.701	219.5	16:02:24.760	18		1:24.824	22.327	37.973	24.521	219.0	15:53:24.757
19		1:34.376 P	22.046	38.200	34.130	219.9	16:03:59.136	19		1:25.506	22.335	38.410	24.761	219.5	15:54:50.263

6

Ido Cohen

Dallara F320 Spiess

Carlin

Lap	D	Time	Sector 1	Sector 2	Sector 3	T. Spd	Elapsed	Lap	D	Time	Sector 1	Sector 2	Sector 3	T. Spd	Elapsed
1		15:23:52.730	15:22:42.227	43.223	27.280	191.8	15:23:52.730	20		1:29.008	22.341	41.469	25.198	219.0	15:56:19.271
2		1:35.379	22.921	42.921	29.537	219.5	15:25:28.109	21		1:25.400	22.454	38.210	24.436	218.1	15:57:44.371
3		1:29.307	22.643	38.887	27.777	221.3	15:26:57.416	22		1:29.797	22.426	42.523	24.848	195.2	15:59:14.168
4		1:25.938	22.267	38.673	24.998	222.2	15:28:23.354	23		1:25.029	22.202	38.143	24.684	219.9	16:00:39.197
5		1:25.044	21.984	38.129	24.931	221.3	15:29:48.398	24		1:31.124 P	22.358	38.181	30.585	219.0	16:02:10.321

15

Sebastian Estner

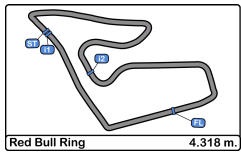
Dallara F320 HWA

R

Van Amersfoort Racing

Lap	D	Time	Sector 1	Sector 2	Sector 3	T. Spd	Elapsed	Lap	D	Time	Sector 1	Sector 2	Sector 3	T. Spd	Elapsed
1		15:23:57.260 P	15:22:37.261	43.085	36.914	169.5	15:23:57.260	1		15:23:57.260 P	15:22:37.261	43.085	36.914	169.5	15:23:57.260
2		1:53.451	48.659	39.415	25.377	213.8	15:25:50.711	2		1:53.451	48.659	39.415	25.377	213.8	15:25:50.711
3		1:25.899	22.314	38.441	25.144	217.7	15:27:16.610	3		1:25.899	22.314	38.441	25.144	217.7	15:27:16.610
4		1:25.294	22.326	38.260	24.708	218.6	15:28:41.904	4		1:25.294	22.326	38.260	24.708	218.6	15:28:41.904
5		1:25.224	22.122	38.284	24.815	219.5	15:30:07.125	5		1:25.224	22.122	38.284	24.815	219.5	15:30:07.125
6		1:25.132	22.096	38.170	24.866	220.4	15:31:32.257	6		1:25.132	22.096	38.170	24.866	220.4	15:31:32.257
7		1:25.584	22.712	38.041	24.831	220.4	15:32:57.841	7		1:25.584	22.712	38.041	24.831	220.4	15:32:57.841
8		1:24.601	21.981	37.869	24.751	222.2	15:34:22.442	8		1:24.601	21.981	37.869	24.751	222.2	15:34:22.442
9		1:24.404	21.907	37.913	24.584	222.6	15:35:46.846	9		1:24.404	21.907	37.913	24.584	222.6	15:35:46.846
10		1:34.357 P	21.996	37.926	34.435	222.6	15:37:21.203	10		1:34.357 P	21.996	37.926	34.435	222.6	15:37:21.203
11		11:42.212	10:31.886	43.324	27.002	182.7	15:49:03.415	11		11:42.212	10:31.886	43.324	27.002	182.7	15:49:03.415
12		1:26.522	22.597	39.024	24.901	219.5	15:50:29.937	12		1:26.522	22.597	39.024	24.901	219.5	15:50:29.937
13		1:24.648	22.121	37.937	24.590	219.5	15:51:54.585	13		1:24.648	22.121	37.937	24.590	219.5	15:51:54.585
14		1:23.770	21.852	37.725	24.193	220.8	15:53:18.355	14		1:23.770	21.852	37.725	24.193	220.8	15:53:18.355
15		1:23.800	21.927	37.574	24.299	221.3	15:54:42.155	15		1:23.800	21.927	37.574	24.299	221.3	15:54:42.155
16		1:23.905	21.973	37.617	24.315	220.4	15:56:06.060	16		1:23.905	21.973	37.617	24.315	220.4	15:56:06.060
17		1:23.929	22.025	37.760	24.144	220.8	15:57:29.989	17		1:23.929	22.025	37.760	24.144	220.8	15:57:29.989
18		1:36.131 P	21.949	38.807	35.375	220.8	15:59:06.120	18		1:36.131 P	21.949	38.807	35.375	220.8	15:59:06.120





Red Bull Ring
Euroformula Open
Free Practice - 2
Lap Analysis



16

Andreas Estner

Dallara F320 HWA

25

Alexandre Bardino

Dallara F320 HWA

Van Amersfoort Racing

Van Amersfoort Racing

Lap	D	Time	Sector 1	Sector 2	Sector 3	T. Spd	Elapsed	Lap	D	Time	Sector 1	Sector 2	Sector 3	T. Spd	Elapsed
1		15:23:49.372	15:22:38.326	43.439	27.607	186.5	15:23:49.372	1		15:23:46.044	15:22:35.693	42.938	27.413	177.9	15:23:46.044
2		1:38.773 P	23.773	41.321	33.679	200.3	15:25:28.145	2		1:28.780	23.714	39.436	25.630	203.0	15:25:14.824
3		2:02.000 P	50.052	39.751	32.197	214.2	15:27:30.145	3		1:27.165	22.290	39.231	25.644	219.5	15:26:41.989
4		1:51.906	47.294	39.116	25.496	215.1	15:29:22.051	4		1:25.592	22.327	38.435	24.830	218.1	15:28:07.581
5		1:25.854	22.328	38.405	25.121	218.6	15:30:47.905	5		1:25.557	21.909	38.752	24.896	219.5	15:29:33.138
6		1:25.390	22.266	38.238	24.886	219.0	15:32:13.295	6		1:25.176	22.194	38.149	24.833	219.0	15:30:58.314
7		1:25.019	22.150	38.126	24.743	220.4	15:33:38.314	7		1:24.692	22.040	37.981	24.671	220.8	15:32:23.006
8		1:25.093	22.082	38.312	24.699	221.3	15:35:03.407	8		1:24.669	22.002	38.002	24.665	221.7	15:33:47.675
9		1:24.878	22.043	38.120	24.715	221.7	15:36:28.285	9		1:24.473	21.878	37.903	24.692	221.7	15:35:12.148
10		1:31.505 P	22.188	38.280	31.037	221.3	15:37:59.790	10		1:32.492 P	21.971	38.088	32.433	221.7	15:36:44.640
11		3:38.257	2:34.338	38.938	24.981	216.4	15:41:38.047	11		11:47.553	10:35.634	43.879	28.040	188.4	15:48:32.193
12		1:25.284	22.214	38.332	24.738	219.9	15:43:03.331	12		1:28.037	24.071	38.938	25.028	203.7	15:50:00.230
13		1:24.896	22.087	38.198	24.611	220.4	15:44:28.227	13		1:25.783	22.083	38.044	25.656	220.4	15:51:26.013
14		1:25.217	22.144	38.308	24.765	220.8	15:45:53.444	14		1:24.778	21.942	38.228	24.608	221.7	15:52:50.791
15		1:24.877	22.001	38.138	24.738	221.7	15:47:18.321	15		1:24.807	21.912	38.239	24.656	222.6	15:54:15.598
16		1:27.270	22.096	40.223	24.951	221.7	15:48:45.591	16		1:24.553	21.992	38.066	24.495	222.2	15:55:40.151
17		1:31.340 P	22.101	38.130	31.109	220.8	15:50:16.931	17		1:24.317	21.880	37.949	24.488	221.7	15:57:04.468
18		3:55.197	2:50.753	39.311	25.133	216.8	15:54:12.128	18		1:35.229	31.195	39.062	24.972	212.1	15:58:39.697
19		1:25.539	22.416	38.466	24.657	219.0	15:55:37.667	19		1:24.039	21.878	37.727	24.434	221.3	16:00:03.736
20		1:24.669	22.035	37.930	24.704	220.4	15:57:02.336	20		1:24.061	21.867	37.895	24.299	222.2	16:01:27.797
21		1:24.614	22.075	37.918	24.621	219.9	15:58:26.950	21		1:23.952	21.913	37.776	24.263	221.7	16:02:51.749
22		1:24.389	22.000	37.899	24.490	220.8	15:59:51.339	22		1:37.851 P	22.085	40.376	35.390	221.3	16:04:29.600
23		1:24.380	21.944	37.970	24.466	220.8	16:01:15.719	23							
24		1:24.343	21.954	37.899	24.490	220.4	16:02:40.062	24							
25		1:31.071 P	22.315	38.113	30.643	220.4	16:04:11.133	25							

20

Yifei Ye

Dallara F320 Spiess

26

Ayrton Simmons

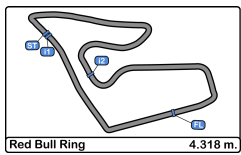
Dallara F320 HWA

Cryptotower Racing Team

Double R

Lap	D	Time	Sector 1	Sector 2	Sector 3	T. Spd	Elapsed	Lap	D	Time	Sector 1	Sector 2	Sector 3	T. Spd	Elapsed
1		15:24:32.420	15:23:25.638	41.252	25.530	190.8	15:24:32.420	1		15:23:50.007	15:22:40.138	42.408	27.461	202.2	15:23:50.007
2		1:28.347	23.182	39.688	25.477	198.5	15:26:00.767	2		1:33.907	24.297	41.428	28.182	192.8	15:25:23.914
3		1:24.964	22.111	38.248	24.605	218.6	15:27:25.731	3		1:31.225	22.640	39.324	29.261	219.0	15:26:55.139
4		1:24.596	22.108	37.976	24.512	219.0	15:28:50.327	4		1:35.258	22.789	44.340	28.129	219.9	15:28:30.397
5		1:24.268	21.965	37.859	24.444	220.4	15:30:14.595	5		1:25.815	22.317	38.379	25.119	219.9	15:29:56.212
6		1:30.811	22.887	41.951	25.973	190.1	15:31:45.406	6		1:25.463	22.228	38.252	24.983	220.8	15:31:21.675
7		1:26.788	23.045	38.840	24.903	217.7	15:33:12.194	7		1:25.344	22.157	38.042	25.145	221.7	15:32:47.019
8		1:36.502 P	22.070	37.845	36.587	220.8	15:34:48.696	8		1:25.266	22.290	38.121	24.855	221.3	15:34:12.285
9		6:18.896 P	5:07.179	38.740	32.977	198.1	15:41:07.592	9		1:24.747	21.970	38.099	24.678	222.2	15:35:37.032
10		2:41.060	1:38.039	38.484	24.537	214.7	15:43:48.652	10		1:24.653	22.025	38.044	24.584	221.7	15:37:01.685
11		1:24.038	21.988	37.778	24.272	221.3	15:45:12.690	11		1:38.554 P	22.795	41.273	34.486	194.2	15:38:40.239
12		1:23.977	22.000	37.753	24.224	221.3	15:46:36.667	12		4:53.988	3:49.577	38.922	25.489	213.8	15:43:34.227
13		1:33.964 P	21.923	37.851	34.190	221.7	15:48:10.631	13		1:25.424	22.220	38.364	24.840	220.4	15:44:59.651
14		5:31.742	4:24.847	41.352	25.543	190.1	15:53:42.373	14		1:34.644 P	22.085	38.324	34.235	221.7	15:46:34.295
15		1:25.909	22.705	38.286	24.918	218.6	15:55:08.282	15		5:32.620	4:21.618	43.681	27.321	195.6	15:52:06.915
16		1:27.947	21.941	40.415	25.591	223.6	15:56:36.229	16		1:31.992	24.008	40.631	27.353	202.6	15:53:38.907
17		1:23.918	22.037	37.490	24.391	220.8	15:58:00.147	17		1:28.686	23.194	39.989	25.503	205.7	15:55:07.593
18		1:23.502	21.816	37.525	24.161	221.3	15:59:23.649	18		1:24.342	22.130	37.714	24.498	220.4	15:56:31.935
19		1:23.385	21.820	37.366	24.199	221.7	16:00:47.034	19		1:24.418	22.097	37.909	24.412	221.7	15:57:56.353
20		1:23.745	21.795	37.534	24.416	222.6	16:02:10.779	20		1:23.929	21.998	37.671	24.260	221.7	15:59:20.282
21								21		1:23.946	21.819	37.689	24.438	222.6	16:00:44.228
22								22		1:31.559	23.098	42.863	25.598	186.5	16:02:15.787
23								23		1:40.873 P	24.203	41.934	34.736	198.5	16:03:56.660





Red Bull Ring
Euroformula Open
Free Practice - 2
Lap Analysis



31

Zane Maloney

Dallara F320 Spiess

34

Shihab Al-Habshi

Dallara F320 HWA

R

Carlin

R

DRIVEX

Lap	D	Time	Sector 1	Sector 2	Sector 3	T. Spd	Elapsed	Lap	D	Time	Sector 1	Sector 2	Sector 3	T. Spd	Elapsed
1		15:23:50.263	15:22:40.341	42.435	27.487	203.0	15:23:50.263	1		15:24:04.113	15:22:51.066	43.143	29.904	193.5	15:24:04.113
2		1:31.616	23.543	40.966	27.107	203.7	15:25:21.879	2		1:32.507	23.786	41.066	27.655	219.0	15:25:36.620
3		1:30.334	23.218	40.056	27.060	216.8	15:26:52.213	3		1:30.065	23.163	39.933	26.969	219.9	15:27:06.685
4		1:25.070	22.282	37.989	24.799	219.9	15:28:17.283	4		1:29.103	22.930	39.430	26.743	218.6	15:28:35.788
5		1:24.976	22.026	38.189	24.761	219.9	15:29:42.259	5		1:28.921	22.824	40.057	26.040	219.5	15:30:04.709
6		1:24.383	21.907	37.833	24.643	220.8	15:31:06.642	6		1:27.477	22.447	39.005	26.025	220.4	15:31:32.186
7		1:24.424	21.913	37.811	24.700	220.8	15:32:31.066	7		1:28.332	23.178	39.138	26.016	225.0	15:33:00.518
8		1:24.412	21.897	37.822	24.693	226.4	15:33:55.478	8		1:26.478	22.345	38.536	25.597	224.0	15:34:26.996
9		1:31.533 P	21.933	38.404	31.196	222.2	15:35:27.011	9		1:26.305	22.243	38.572	25.490	222.6	15:35:53.301
10		7:04.710	5:57.702	40.385	26.623	214.7	15:42:31.721	10		1:26.384	22.289	38.530	25.565	224.0	15:37:19.685
11		1:25.179	22.152	38.207	24.820	219.5	15:43:56.900	11		1:36.902 P	22.285	38.653	35.964	225.4	15:38:56.587
12		1:24.673	22.003	37.949	24.721	221.7	15:45:21.573	12		6:01.128	4:53.420	40.707	27.001	204.1	15:44:57.715
13		1:24.489	22.014	37.855	24.620	221.3	15:46:46.062	13		1:29.659	22.809	39.267	27.583	219.5	15:46:27.374
14		1:31.136 P	21.983	38.474	30.679	221.7	15:48:17.198	14		1:26.873	22.508	38.656	25.709	218.1	15:47:54.247
15		5:53.421	4:44.679	42.193	26.549	190.4	15:54:10.619	15		1:26.092	22.358	38.347	25.387	219.5	15:49:20.339
16		1:31.885	24.213	41.910	25.762	184.9	15:55:42.504	16		1:25.643	22.163	38.281	25.199	222.6	15:50:45.982
17		1:25.703	22.312	38.324	25.067	220.4	15:57:08.207	17		1:25.539	22.106	38.419	25.014	222.6	15:52:11.521
18		1:23.965	21.967	37.594	24.404	220.8	15:58:32.172	18		1:26.077	22.056	38.577	25.444	225.0	15:53:37.598
19		1:23.607	21.784	37.510	24.313	220.4	15:59:55.779	19		1:25.276	22.090	38.143	25.043	223.1	15:55:02.874
20		1:24.977	21.778	37.923	25.276	220.4	16:01:20.756	20		1:25.471	22.030	38.362	25.079	222.2	15:56:28.345
21		1:32.538 P	21.903	38.250	32.385	220.4	16:02:53.294	21		1:25.014	22.010	38.129	24.875	223.1	15:57:53.359
22		1:25.196						22		1:25.196	22.038	38.175	24.983	224.0	15:59:18.555
23		1:24.970						23		1:24.970	21.979	38.123	24.868	225.4	16:00:43.525
24		1:24.880						24		1:24.880	22.006	38.021	24.853	222.2	16:02:08.405
25		1:37.597 P						25		1:37.597 P	23.018	40.625	33.954	220.4	16:03:46.002

33

Manuel Maldonado

Dallara F320 Spiess

Team Motopark

Lap	D	Time	Sector 1	Sector 2	Sector 3	T. Spd	Elapsed
1		15:23:53.135	15:22:43.792	42.166	27.177	201.8	15:23:53.135
2		1:33.076	22.618	40.710	29.748	220.8	15:25:26.211
3		1:29.207	22.094	38.481	28.632	220.8	15:26:55.418
4		1:26.558	22.596	39.090	24.872	221.3	15:28:21.976
5		1:24.511	21.993	37.944	24.574	220.4	15:29:46.487
6		1:31.618 P	22.027	37.974	31.617	220.8	15:31:18.105
7		6:10.982	5:07.782	38.533	24.667	218.1	15:37:29.087
8		1:24.587	21.920	38.091	24.576	221.3	15:38:53.674
9		1:24.763	21.872	38.279	24.612	222.2	15:40:18.437
10		1:24.446	21.861	38.177	24.408	221.7	15:41:42.883
11		1:33.125 P	21.915	38.367	32.843	221.3	15:43:16.008
12		9:30.461	8:20.774	42.350	27.337	201.8	15:52:46.469
13		1:34.623	24.081	42.336	28.206	188.8	15:54:21.092
14		1:24.571	22.272	37.900	24.399	218.1	15:55:45.663
15		1:24.195	21.971	37.840	24.384	221.3	15:57:09.858
16		1:26.458	21.980	39.618	24.860	221.7	15:58:36.316
17		1:24.011	21.846	37.759	24.406	221.3	16:00:00.327
18		1:23.728	21.823	37.653	24.252	221.7	16:01:24.055
19		1:23.777	21.734	37.585	24.458	222.2	16:02:47.832
20		1:35.774 P	22.029	38.209	35.536	219.0	16:04:23.606

99

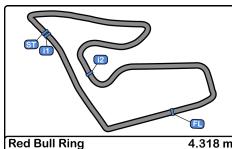
Rui Andrade

Dallara F320 Spiess

Cryptotower Racing Team

Lap	D	Time	Sector 1	Sector 2	Sector 3	T. Spd	Elapsed
1		15:24:14.106	15:23:03.107	43.367	27.632	184.3	15:24:14.106
2		1:29.270	23.387	40.022	25.861	200.7	15:25:43.376
3		1:26.604	22.416	38.629	25.556	217.7	15:27:09.977
4		1:26.427	22.439	38.521	25.467	218.1	15:28:36.404
5		1:26.121	22.349	38.463	25.309	223.1	15:30:02.525
6		1:25.993	22.322	38.431	25.240	219.0	15:31:28.518
7		1:25.503	22.167	38.083	25.253	219.5	15:32:54.021
8		1:25.320	22.135	38.120	25.065	220.8	15:34:19.341
9		1:25.161	22.114	38.159	24.888	221.7	15:35:44.502
10		1:25.047	22.217	38.054	24.776	221.3	15:37:09.549
11		1:25.150	21.978	38.126	25.046	222.2	15:38:34.699
12		1:32.972 P	22.119	38.348	32.505	221.3	15:40:07.671
13		5:24.304	4:17.850	40.637	25.817	200.0	15:45:31.975
14		1:30.718	22.950	40.389	27.379	213.0	15:47:02.693
15		1:26.026	22.204	38.565	25.257	219.5	15:48:28.719
16		1:25.065	22.075	38.106	24.884	219.9	15:49:53.784
17		1:29.297	22.075	38.016	29.206	219.9	15:51:23.081
18		1:25.363	22.070	38.432	24.861	219.5	15:52:48.444
19		1:33.299 P	22.169	39.031	32.099	221.3	15:54:21.743
20		4:28.240	3:23.081	38.774	26.385	216.4	15:58:49.983
21		1:25.006	22.097	38.085	24.824	219.9	16:00:14.989
22		1:24.896	21.962	38.143	24.791	220.8	16:01:39.885
23		1:24.757	21.998	38.179	24.580	220.4	16:03:04.642
24		1:34.047 P	22.070	38.151	33.826	220.4	16:04:38.689



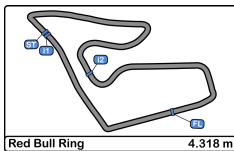


Red Bull Ring
Euroformula Open
Free Practice - 2
Best Sectors Results



Sector - 1				Sector - 2				Sector - 3				Ideal Lap vs Best Lap				
Clas	Nº	Driver	Time	Nº	Driver	Time	Nº	Driver	Time	Clas	Nº	Driver	Ideal Lap	Best Lap	Clas	
1	33	Manuel Maldonado	21.734	20	Yifei Ye	37.366	15	Sebastian Estner	24.144	1	20	Yifei Ye	1:23.322	1:23.385	1	
2	31	Zane Maloney	21.778	31	Zane Maloney	37.510	20	Yifei Ye	24.161	2	15	Sebastian Estner	1:23.570	1:23.770	3	
3	20	Yifei Ye	21.795	15	Sebastian Estner	37.574	33	Manuel Maldonado	24.252	3	33	Manuel Maldonado	1:23.571	1:23.777	4	
4	6	Ido Cohen	21.801	33	Manuel Maldonado	37.585	26	Ayrton Simmons	24.260	4	31	Zane Maloney	1:23.601	1:23.607	2	
5	26	Ayrton Simmons	21.819	26	Ayrton Simmons	37.671	25	Alexandre Bardinon	24.263	5	26	Ayrton Simmons	1:23.750	1:23.929	5	
6	15	Sebastian Estner	21.852	25	Alexandre Bardinon	37.727	31	Zane Maloney	24.313	6	25	Alexandre Bardinon	1:23.857	1:23.952	6	
7	25	Alexandre Bardinon	21.867	6	Ido Cohen	37.756	6	Ido Cohen	24.319	7	6	Ido Cohen	1:23.876	1:23.974	7	
8	4	Niklas Krütten	21.903	4	Niklas Krütten	37.819	4	Niklas Krütten	24.355	8	4	Niklas Krütten	1:24.077	1:24.232	8	
9	16	Andreas Estner	21.944	16	Andreas Estner	37.899	12	Glenn Van Berlo	24.436	9	16	Andreas Estner	1:24.309	1:24.343	9	
10	99	Rui Andrade	21.962	12	Glenn Van Berlo	37.973	16	Andreas Estner	24.466	10	99	Rui Andrade	1:24.558	1:24.757	10	
11	34	Shihab Al-Habsi	21.979	99	Rui Andrade	38.016	99	Rui Andrade	24.580	11	12	Glenn Van Berlo	1:24.611	1:25.029	12	
12	12	Glenn Van Berlo	22.202	34	Shihab Al-Habsi	38.021	34	Shihab Al-Habsi	24.853	12	34	Shihab Al-Habsi	1:24.853	1:24.880	11	



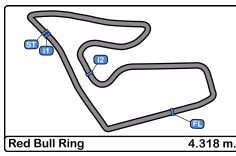


Red Bull Ring
Euroformula Open
Free Practice - 2
Best 5 Lap Times



Cls	Nº	Entrant	Nat	Driver	Nat	Cat	Cls	Chassis - Engine	Team	Best 1		Best 2		Best 3		Best 4		Best 5	
										Time	Lap	Time	Lap	Time	Lap	Time	Lap	Time	Lap
1	20	Cryptotower Racing		Yifei Ye				Dallara F320 Spiess	Cryptotower Racing	1:23.385	19	1:23.502	18	1:23.745	20	1:23.918	17	1:24.268	5
2	31	Carlin		Zane Maloney		R	1	Dallara F320 Spiess	Carlin	1:23.607	19	1:23.965	18	1:24.383	6	1:24.412	8	1:24.424	7
3	15	Van Amersfoort Racing		Sebastian Estner		R	2	Dallara F320 HWA	Van Amersfoort Racing	1:23.770	14	1:23.800	15	1:23.905	16	1:23.929	17	1:24.404	9
4	33	Team Motopark		Manuel Maldonado				Dallara F320 Spiess	Team Motopark	1:23.777	19	1:24.011	17	1:24.195	15	1:24.446	10	1:24.511	5
5	26	Double R		Ayrton Simmons				Dallara F320 HWA	Double R	1:23.929	20	1:23.946	21	1:24.342	18	1:24.418	19	1:24.653	10
6	25	Van Amersfoort Racing		Alexandre Bardinon				Dallara F320 HWA	Van Amersfoort Racing	1:23.952	21	1:24.039	19	1:24.061	20	1:24.317	17	1:24.473	9
7	6	Carlin		Ido Cohen				Dallara F320 Spiess	Carlin	1:23.974	19	1:24.928	8	1:24.975	17	1:24.990	6	1:25.398	12
8	4	Team Motopark		Niklas Krütten		R	3	Dallara F320 Spiess	Team Motopark	1:24.232	16	1:24.500	8	1:24.553	11	1:25.089	4	1:25.118	10
9	16	Van Amersfoort Racing		Andreas Estner				Dallara F320 HWA	Van Amersfoort Racing	1:24.343	24	1:24.380	23	1:24.389	22	1:24.614	21	1:24.669	20
10	99	Cryptotower Racing		Rui Andrade				Dallara F320 Spiess	Cryptotower Racing	1:24.757	23	1:24.896	22	1:25.006	21	1:25.047	10	1:25.065	16
11	34	DRIVEX		Shihab Al-Habsi		R	4	Dallara F320 HWA	DRIVEX	1:24.880	24	1:24.970	23	1:25.014	21	1:25.196	22	1:25.276	19
12	12	DRIVEX		Glenn Van Berlo		R	5	Dallara F320 HWA	DRIVEX	1:25.029	23	1:25.506	19	1:25.564	11	1:25.636	10	1:25.638	15



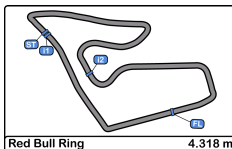


Red Bull Ring
Euroformula Open
Free Practice - 2
Best 5 Top Speeds



Cls	Nº	Entrant	Nat	Driver	Nat	Cat	Cls	Chassis - Engine	Team	Top 1		Top 2		Top 3		Top 4		Top 5		Avg
										Km/h	Lap	Km/h	Lap	Km/h	Lap	Km/h	Lap	Km/h	Lap	
1	31	Carlin		Zane Maloney		R	1	Dallara F320 Spiess	Carlin	226.4	8	222.2	9	221.7	12	221.7	14	221.3	13	222.6
2	34	DRIVEX		Shihab Al-Habsi		R	2	Dallara F320 HWA	DRIVEX	225.4	11	225.4	23	225.0	7	225.0	18	224.0	8	225.0
3	20	Cryptotower Racing		Yifei Ye				Dallara F320 Spiess	Cryptotower Racing	223.6	16	222.6	20	222.6	21	221.7	13	221.7	19	222.4
4	6	Carlin		Ido Cohen				Dallara F320 Spiess	Carlin	223.1	6	222.2	4	221.7	13	221.3	3	221.3	5	221.9
5	99	Cryptotower Racing		Rui Andrade				Dallara F320 Spiess	Cryptotower Racing	223.1	5	222.2	11	221.7	9	221.3	10	221.3	12	221.9
6	15	Van Amersfoort Racing		Sebastian Estner		R	3	Dallara F320 HWA	Van Amersfoort Racing	222.6	9	222.6	10	222.2	8	221.3	15	220.8	14	221.9
7	25	Van Amersfoort Racing		Alexandre Bardinon				Dallara F320 HWA	Van Amersfoort Racing	222.6	15	222.2	16	222.2	20	221.7	8	221.7	9	222.1
8	26	Double R		Ayrton Simmons				Dallara F320 HWA	Double R	222.6	21	222.2	9	221.7	7	221.7	10	221.7	14	222.0
9	4	Team Motopark		Niklas Krütten		R	4	Dallara F320 Spiess	Team Motopark	222.2	5	221.7	4	220.4	12	219.9	3	219.9	6	220.8
10	33	Team Motopark		Manuel Maldonado				Dallara F320 Spiess	Team Motopark	222.2	9	222.2	19	221.7	10	221.7	16	221.7	18	221.9
11	16	Van Amersfoort Racing		Andreas Estner				Dallara F320 HWA	Van Amersfoort Racing	221.7	9	221.7	15	221.7	16	221.3	8	221.3	10	221.5
12	12	DRIVEX		Glenn Van Berlo		R	5	Dallara F320 HWA	DRIVEX	221.3	4	221.3	16	220.8	6	220.4	9	220.4	10	220.8



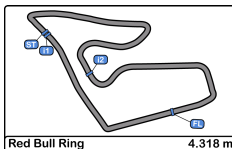


Red Bull Ring
Euroformula Open
Free Practice - 2
Fastest Laps Sequence



Lap	Time of Day	Session Time	Nº	Entrant	Nat	Driver	Nat	Cat	Chassis - Engine	Team	Time	Km/h
2	15:25:14.824	3:14.824	25	Van Amersfoort Racing		Alexandre Bardinon			Dallara F320 HWA	Van Amersfoort Racing	1:28.780	175.0
2	15:26:00.767	4:00.767	20	Cryptotower Racing Team		Yifei Ye			Dallara F320 Spiess	Cryptotower Racing Team	1:28.347	175.9
3	15:27:16.610	5:16.610	15	Van Amersfoort Racing		Sebastian Estner		R	Dallara F320 HWA	Van Amersfoort Racing	1:25.899	180.9
4	15:28:07.581	6:07.581	25	Van Amersfoort Racing		Alexandre Bardinon			Dallara F320 HWA	Van Amersfoort Racing	1:25.592	181.6
4	15:28:17.283	6:17.283	31	Carlin		Zane Maloney		R	Dallara F320 Spiess	Carlin	1:25.070	182.7
4	15:28:50.327	6:50.327	20	Cryptotower Racing Team		Yifei Ye			Dallara F320 Spiess	Cryptotower Racing Team	1:24.596	183.7
5	15:29:46.487	7:46.487	33	Team Motopark		Manuel Maldonado			Dallara F320 Spiess	Team Motopark	1:24.511	183.9
5	15:30:14.595	8:14.595	20	Cryptotower Racing Team		Yifei Ye			Dallara F320 Spiess	Cryptotower Racing Team	1:24.268	184.4
14	15:53:18.355	31:18.355	15	Van Amersfoort Racing		Sebastian Estner		R	Dallara F320 HWA	Van Amersfoort Racing	1:23.770	185.5
18	15:59:23.649	37:23.649	20	Cryptotower Racing Team		Yifei Ye			Dallara F320 Spiess	Cryptotower Racing Team	1:23.502	186.1
19	16:00:47.034	38:47.034	20	Cryptotower Racing Team		Yifei Ye			Dallara F320 Spiess	Cryptotower Racing Team	1:23.385	186.4



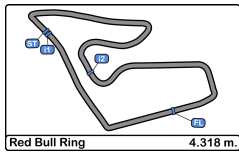


Red Bull Ring
Euroformula Open
Free Practice - 2
Event Best Maximum Speed



Nº	Entrant	Nat	Driver	Nat	Cat	Clas	Chassis - Engine	Team	Km/h	Session
31	Carlin		Zane Maloney		R	1	Dallara F320 Spiess	Carlin	226.4	Free Practice - 2
6	Carlin		Ido Cohen				Dallara F320 Spiess	Carlin	225.4	Free Practice - 1
34	DRIVEX		Shihab Al-Habsi		R	2	Dallara F320 HWA	DRIVEX	225.4	Free Practice - 2
16	Van Amersfoort Racing		Andreas Estner				Dallara F320 HWA	Van Amersfoort Racing	224.5	Free Practice - 1
25	Van Amersfoort Racing		Alexandre Bardinon				Dallara F320 HWA	Van Amersfoort Racing	223.6	Free Practice - 1
20	Cryptotower Racing Team		Yifei Ye				Dallara F320 Spiess	Cryptotower Racing Team	223.6	Free Practice - 2
99	Cryptotower Racing Team		Rui Andrade				Dallara F320 Spiess	Cryptotower Racing Team	223.1	Free Practice - 2
15	Van Amersfoort Racing		Sebastian Estner		R	3	Dallara F320 HWA	Van Amersfoort Racing	222.6	Free Practice - 2
26	Double R		Ayrton Simmons				Dallara F320 HWA	Double R	222.6	Free Practice - 2
12	DRIVEX		Glenn Van Berlo		R	4	Dallara F320 HWA	DRIVEX	222.2	Free Practice - 1
4	Team Motopark		Niklas Krütten		R	5	Dallara F320 Spiess	Team Motopark	222.2	Free Practice - 1
33	Team Motopark		Manuel Maldonado				Dallara F320 Spiess	Team Motopark	222.2	Free Practice - 2





Red Bull Ring
Euroformula Open
Free Practice - 2
Pit Stop Analysis



4 Niklas Krütten R Team Motopark
Dallara F320 Spiess

Nr.	In Day Time	In Time	Out Time	Pit Time	T. Pit Time	Handicap	Penalty
1	15:31:17.645	15:31:17.645	15:37:18.865	6:01.220	6:01.220		
2	15:46:02.915	15:46:02.915	15:53:37.343	7:34.428	13:35.648		

6 Ido Cohen Carlin
Dallara F320 Spiess

Nr.	In Day Time	In Time	Out Time	Pit Time	T. Pit Time	Handicap	Penalty
1	15:35:36.466	15:35:36.466	15:41:11.553	5:35.087	5:35.087		
2	15:47:02.762	15:47:02.762	15:51:21.186	4:18.424	9:53.511		

12 Glenn Van Berlo R DRIVEX
Dallara F320 HWA

Nr.	In Day Time	In Time	Out Time	Pit Time	T. Pit Time	Handicap	Penalty
1	15:40:04.254	15:40:04.254	15:44:44.141	4:39.887	4:39.887		

15 Sebastian Estner R Van Amersfoort Racing
Dallara F320 HWA

Nr.	In Day Time	In Time	Out Time	Pit Time	T. Pit Time	Handicap	Penalty
1	15:23:52.543	15:23:52.543	15:24:23.674	31.131	31.131		
2	15:37:16.469	15:37:16.469	15:47:25.296	10:08.827	10:39.958		

16 Andreas Estner Van Amersfoort Racing
Dallara F320 HWA

Nr.	In Day Time	In Time	Out Time	Pit Time	T. Pit Time	Handicap	Penalty
1	15:25:23.416	15:25:23.416	15:25:56.047	32.631	32.631		
2	15:27:25.445	15:27:25.445	15:27:56.152	30.707	1:03.338		
3	15:37:55.016	15:37:55.016	15:40:12.463	2:17.447	3:20.785		
4	15:50:12.172	15:50:12.172	15:52:43.766	2:31.594	5:52.379		

20 Yifei Ye Cryptotower Racing Team
Dallara F320 Spiess

Nr.	In Day Time	In Time	Out Time	Pit Time	T. Pit Time	Handicap	Penalty
1	15:34:41.995	15:34:41.995	15:39:29.780	4:47.785	4:47.785		
2	15:41:02.197	15:41:02.197	15:42:23.826	1:21.629	6:09.414		
3	15:48:04.221	15:48:04.221	15:52:09.996	4:05.775	10:15.189		

25 Alexandre Bardinon Van Amersfoort Racing
Dallara F320 HWA

Nr.	In Day Time	In Time	Out Time	Pit Time	T. Pit Time	Handicap	Penalty
1	15:36:40.084	15:36:40.084	15:46:55.076	10:14.992	10:14.992		

26 Ayrton Simmons Double R
Dallara F320 HWA

Nr.	In Day Time	In Time	Out Time	Pit Time	T. Pit Time	Handicap	Penalty
1	15:38:35.567	15:38:35.567	15:42:06.861	3:31.294	3:31.294		
2	15:46:29.619	15:46:29.619	15:50:29.956	4:00.337	7:31.631		

31 Zane Maloney R Carlin
Dallara F320 Spiess

Nr.	In Day Time	In Time	Out Time	Pit Time	T. Pit Time	Handicap	Penalty
1	15:35:22.265	15:35:22.265	15:41:01.986	5:39.721	5:39.721		
2	15:48:12.551	15:48:12.551	15:52:37.218	4:24.667	10:04.388		

33 Manuel Maldonado Team Motopark
Dallara F320 Spiess

Nr.	In Day Time	In Time	Out Time	Pit Time	T. Pit Time	Handicap	Penalty
1	15:31:13.154	15:31:13.154	15:35:54.876	4:41.722	4:41.722		
2	15:43:10.971	15:43:10.971	15:51:12.624	8:01.653	12:43.375		

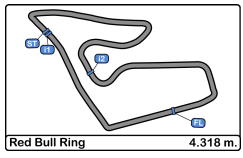
34 Shihab Al-Habsi R DRIVEX
Dallara F320 HWA

Nr.	In Day Time	In Time	Out Time	Pit Time	T. Pit Time	Handicap	Penalty
1	15:38:51.921	15:38:51.921	15:43:26.934	4:35.013	4:35.013		

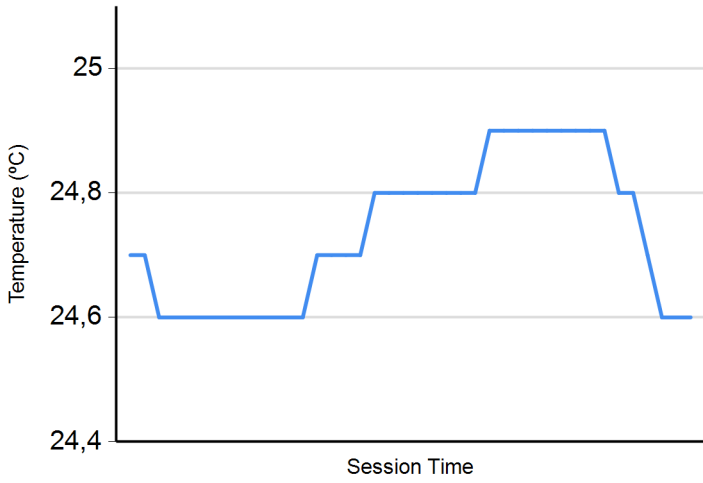
99 Rui Andrade Cryptotower Racing Team
Dallara F320 Spiess

Nr.	In Day Time	In Time	Out Time	Pit Time	T. Pit Time	Handicap	Penalty
1	15:40:02.856	15:40:02.856	15:44:01.734	3:58.878	3:58.878		
2	15:54:17.207	15:54:17.207	15:57:22.317	3:05.110	7:03.988		

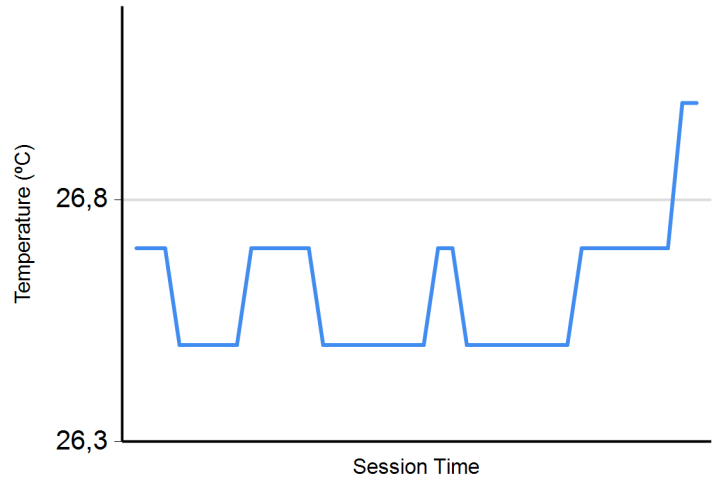




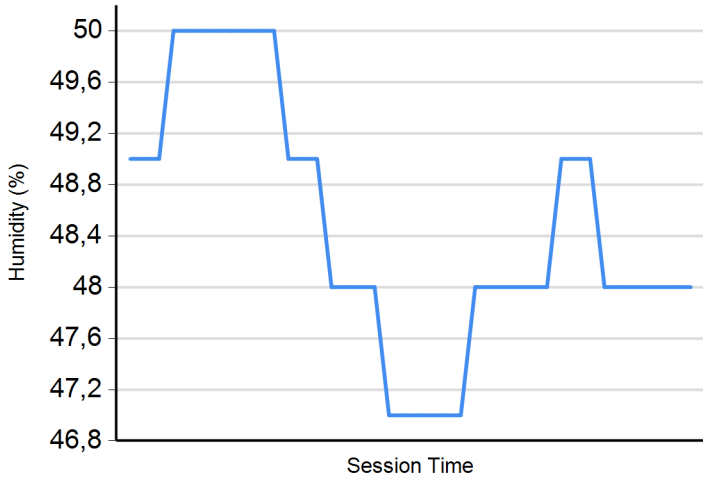
Air Temperature



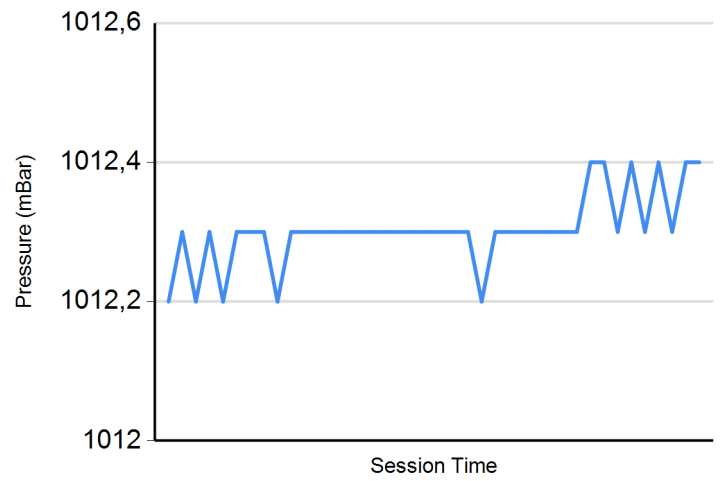
Track Temperature



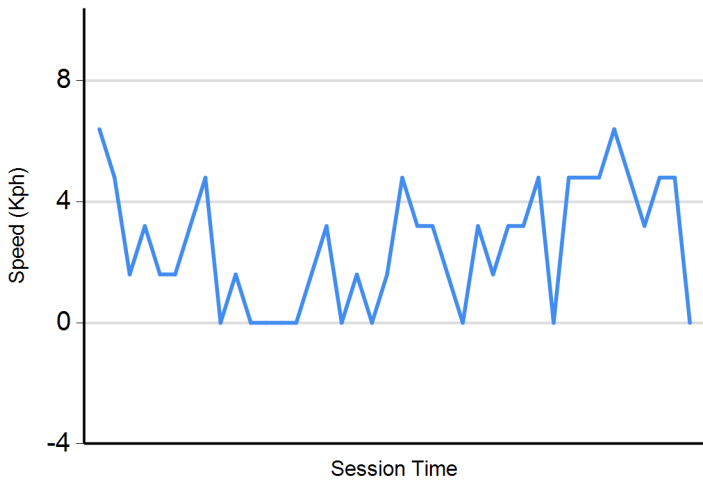
Humidity



Pressure

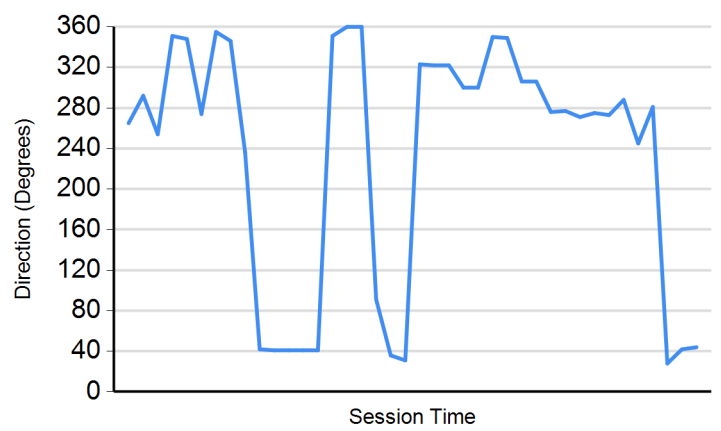


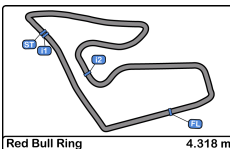
Wind Speed



Wind direction

North = 0°/360° Est = 90° South = 180° West = 270°





Red Bull Ring
Euroformula Open
Free Practice 1 - 2
Results



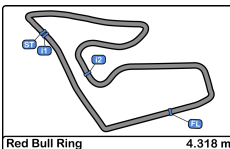
Cls	Nº	Entrant	Nat	Driver	Nat	Cat	Cls	Chassis - Engine	Team	Laps	Free Practice - 1	Free Practice - 2	Best	Gap	Interval	Km/h
1	20	Cryptotower Racing		Yifei Ye				Dallara F320 Spiess	Cryptotower Racing	39	1:24.334	15	1:23.385	19	1:23.385	186.4
2	31	Carlin		Zane Maloney		R	1	Dallara F320 Spiess	Carlin	42	1:24.476	20	1:23.607	19	1:23.607	0.222 0.222 185.9
3	15	Van Amersfoort Racing		Sebastian Estner		R	2	Dallara F320 HWA	Van Amersfoort Racing	38	1:25.564	10	1:23.770	14	1:23.770	0.385 0.163 185.5
4	33	Team Motopark		Manuel Maldonado				Dallara F320 Spiess	Team Motopark	20			1:23.777	19	1:23.777	0.392 0.007 185.5
5	26	Double R		Ayrton Simmons				Dallara F320 HWA	Double R	44	1:24.814	19	1:23.929	20	1:23.929	0.544 0.152 185.2
6	25	Van Amersfoort Racing		Alexandre Bardinon				Dallara F320 HWA	Van Amersfoort Racing	41	1:24.451	16	1:23.952	21	1:23.952	0.567 0.023 185.1
7	6	Carlin		Ido Cohen				Dallara F320 Spiess	Carlin	38	1:24.869	17	1:23.974	19	1:23.974	0.589 0.022 185.1
8	4	Team Motopark		Niklas Krütten		R	3	Dallara F320 Spiess	Team Motopark	41	1:24.719	18	1:24.232	16	1:24.232	0.847 0.258 184.5
9	16	Van Amersfoort Racing		Andreas Estner				Dallara F320 HWA	Van Amersfoort Racing	45	1:24.527	17	1:24.343	24	1:24.343	0.958 0.111 184.3
10	99	Cryptotower Racing		Rui Andrade				Dallara F320 Spiess	Cryptotower Racing	46	1:25.267	21	1:24.757	23	1:24.757	1.372 0.414 183.4
11	34	DRIVEX		Shihab Al-Habsi		R	4	Dallara F320 HWA	DRIVEX	25			1:24.880	24	1:24.880	1.495 0.123 183.1
12	12	DRIVEX		Glenn Van Berlo		R	5	Dallara F320 HWA	DRIVEX	47	1:25.027	21	1:25.029	23	1:25.027	1.642 0.147 182.8

CAR 12 TIME 1:29.496 DELETED TRACK LIMITS AT T 9
 CAR 12 TIME 1:28.105 DELETED TRACK LIMITS AT T 9
 CAR 20 TIME 1:26.759 DELETED TRACK LIMITS AT T 9
 CAR 25 TIME 1:26.641 DELETED TRACK LIMITS AT T 9
 CAR 20 TIME 1:25.568 DELETED TRACK LIMITS AT T 9
 CAR 20 TIME 1:24.822 DELETED TRACK LIMITS AT T 9
 CAR 15 TIME 1:27.125 DELETED TRACK LIMITS AT T 9
 CAR 12 TIME 1:26.201 DELETED TRACK LIMITS AT T 9
 CAR 12 TIME 1:26.346 DELETED TRACK LIMITS AT T 9
 CAR 20 TIME 1:24.900 DELETED TRACK LIMITS AT T 9 and 10
 CAR 15 TIME 1:26.127 DELETED TRACK LIMITS AT T 9
 CAR 12 TIME 1:26.323 DELETED TRACK LIMITS AT T 9
 CAR 20 TIME 1:24.481 DELETED TRACK LIMITS AT T 9
 CAR 12 TIME 1:25.737 DELETED TRACK LIMITS AT T 9
 CAR 25 TIME 1:25.392 DELETED TRACK LIMITS AT T 1
 CAR 12 TIME 1:25.241 DELETED TRACK LIMITS AT T 1
 CAR 16 TIME 1:24.705 DELETED TRACK LIMITS AT T 1

Published at:.....

Stewards:	Race Director:	Timekeeper:
------------------	-----------------------	--------------------






Red Bull Ring
Euroformula Open
Free Practice 1 - 2
Results



CAR 15 TIME 1:24.819 DELETED TRACK LIMITS AT T 1
 CAR 20 TIME 1:23.922 DELETED TRACK LIMITS AT T 1
 CAR 25 TIME 1:25.165 DELETED TRACK LIMITS AT T 3
 CAR 99 TIME 1:26.601 DELETED TRACK LIMITS AT T 1
 CAR 20 TIME 1:24.964 DELETED TRACK LIMITS AT T 10
 CAR 12 TIME 1:26.772 DELETED TRACK LIMITS AT T 9
 CAR 15 TIME 1:25.221 DELETED TRACK LIMITS AT T 1
 CAR 6 TIME 1:25.044 DELETED TRACK LIMITS AT T 10
 CAR 6 TIME 1:24.651 DELETED TRACK LIMITS AT T 10
 CAR 12 TIME 1:25.500 DELETED TRACK LIMITS AT T 9
 CAR 20 TIME 1:24.038 DELETED TRACK LIMITS AT T 10
 CAR 20 TIME 1:23.977 DELETED TRACK LIMITS AT T 10
 CAR 12 TIME 1:24.941 DELETED TRACK LIMITS AT T 10
 CAR 12 TIME 1:24.821 DELETED TRACK LIMITS AT T 10
 CAR 12 TIME 1:25.100 DELETED TRACK LIMITS AT T 10
 CAR 6 TIME 1:24.147 DELETED TRACK LIMITS AT T 10
 CAR 33 TIME 1:23.728 DELETED TRACK LIMITS AT T 10

Published at:.....

Stewards:	Race Director:	Timekeeper: 
------------------	-----------------------	--

