

Red Bull Ring
Euroformula Open
Qualifying - 1
Provisional Results




Clas	Nº	Entrant	Nat	Driver	Nat	Cat	Clas	Chassis - Engine	Team	Laps	Best	Time	Gap	Interval	Km/h
1	20	Cryptotower Racing	● JPN	Yifei Ye	● CHN			Dallara F320 Spiess	Cryptotower Racing	14	14	1:22.541			188.3
2	16	Van Amersfoort	● NLD	Andreas Estner	● DEU			Dallara F320 HWA	Van Amersfoort	13	11	1:22.983	0.442	0.442	187.3
3	4	Team Motopark	● DEU	Niklas Krütten	● DEU	R	1	Dallara F320 Spiess	Team Motopark	15	14	1:23.063	0.522	0.080	187.1
4	33	Team Motopark	● DEU	Manuel Maldonado	● VEN			Dallara F320 Spiess	Team Motopark	16	14	1:23.121	0.580	0.058	187.0
5	31	Carlin	● GBR	Zane Maloney	● BRB	R	2	Dallara F320 Spiess	Carlin	15	12	1:23.324	0.783	0.203	186.5
6	6	Carlin	● GBR	Ido Cohen	● ISR			Dallara F320 Spiess	Carlin	12	9	1:23.355	0.814	0.031	186.4
7	26	Double R	● GBR	Ayrton Simmons	● GBR			Dallara F320 HWA	Double R	15	12	1:23.400	0.859	0.045	186.3
8	25	Van Amersfoort	● NLD	Alexandre Bardinon	● FRA			Dallara F320 HWA	Van Amersfoort	16	15	1:23.540	0.999	0.140	186.0
9	15	Van Amersfoort	● NLD	Sebastian Estner	● DEU	R	3	Dallara F320 HWA	Van Amersfoort	15	9	1:23.577	1.036	0.037	185.9
10	12	DRIVEX	● ESP	Glenn Van Berlo	● NLD	R	4	Dallara F320 HWA	DRIVEX	15	14	1:23.642	1.101	0.065	185.8
11	34	DRIVEX	● ESP	Shihab Al-Habsi	● OMN	R	5	Dallara F320 HWA	DRIVEX	16	13	1:23.893	1.352	0.251	185.2
12	99	Cryptotower Racing	● JPN	Rui Andrade	● AGO			Dallara F320 Spiess	Cryptotower Racing	16	14	1:24.067	1.526	0.174	184.9

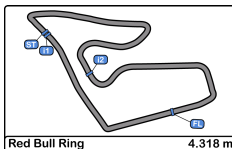
CAR 99 TIME 1:25.425 DELETED TRACK LIMITS AT T 10 - FOLLOWING LAP WILL ALSO BE DELETED
 CAR 31 TIME 1:24.038 DELETED TRACK LIMITS AT T 9
 CAR 20 TIME 1:22.777 DELETED TRACK LIMITS AT T 10 - FOLLOWING LAP WILL ALSO BE DELETED
 CAR 15 TIME 1:23.075 DELETED TRACK LIMITS AT T 10 - FOLLOWING LAP WILL ALSO BE DELETED
 CAR 33 TIME 1:23.105 DELETED TRACK LIMITS AT T 10 - FOLLOWING LAP WILL ALSO BE DELETED
 CAR 99 TIME 1:23.630 DELETED TRACK LIMITS AT T 9
 CAR 15 TIME 1:22.929 DELETED TRACK LIMITS AT T10 FOLLOWING LAP WILL ALSO BE DELETED

Published at:.....

Track Temp: 18.7 °C Air Temp: 18.1 °C Humidity: 77 % Track Status: DRY

Stewards:	Race Director:	Timekeeper: 
-----------	----------------	---





Red Bull Ring
Euroformula Open
Qualifying - 1
Provisional Results by Class



Clas	Nº	Entrant	Nat	Driver	Nat	Cat	Clas	Chassis - Engine	Team	Laps	Best	Time	Gap	Interval	Km/h
1	20	Cryptotower Racing		Yifei Ye				Dallara F320 Spiess	Cryptotower Racing	14	14	1:22.541			188.3
2	16	Van Amersfoort		Andreas Estner				Dallara F320 HWA	Van Amersfoort	13	11	1:22.983	0.442	0.442	187.3
3	33	Team Motopark		Manuel Maldonado				Dallara F320 Spiess	Team Motopark	16	14	1:23.121	0.580	0.138	187.0
4	6	Carlin		Ido Cohen				Dallara F320 Spiess	Carlin	12	9	1:23.355	0.814	0.234	186.4
5	26	Double R		Ayrton Simmons				Dallara F320 HWA	Double R	15	12	1:23.400	0.859	0.045	186.3
6	25	Van Amersfoort		Alexandre Bardinon				Dallara F320 HWA	Van Amersfoort	16	15	1:23.540	0.999	0.140	186.0
7	99	Cryptotower Racing		Rui Andrade				Dallara F320 Spiess	Cryptotower Racing	16	14	1:24.067	1.526	0.527	184.9

Rookie

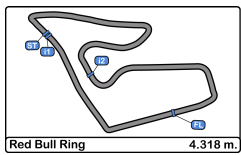
1	4	Team Motopark		Niklas Krütten		R	1	Dallara F320 Spiess	Team Motopark	15	14	1:23.063			187.1
2	31	Carlin		Zane Maloney		R	2	Dallara F320 Spiess	Carlin	15	12	1:23.324	0.261	0.261	186.5
3	15	Van Amersfoort		Sebastian Estner		R	3	Dallara F320 HWA	Van Amersfoort	15	9	1:23.577	0.514	0.253	185.9
4	12	DRIVEX		Glenn Van Berlo		R	4	Dallara F320 HWA	DRIVEX	15	14	1:23.642	0.579	0.065	185.8
5	34	DRIVEX		Shihab Al-Habsi		R	5	Dallara F320 HWA	DRIVEX	16	13	1:23.893	0.830	0.251	185.2

Published at:.....

Track Temp: 18.7 °C Air Temp: 18.1 °C Humidity: 77 % Track Status: DRY

Stewards:	Race Director:	Timekeeper:
------------------	-----------------------	--------------------





Red Bull Ring
Euroformula Open
Qualifying - 1
Lap Analysis



4 Niklas Krütten Dallara F320 Spiess **15** Sebastian Estner Dallara F320 HWA
R Team Motopark R Van Amersfoort Racing

Lap	D	Time	Sector 1	Sector 2	Sector 3	T. Spd	Elapsed	Lap	D	Time	Sector 1	Sector 2	Sector 3	T. Spd	Elapsed
1		10:42:38.178	10:41:28.262	42.967	26.949	191.1	10:42:38.178	1		10:41:41.164	10:40:33.440	41.694	26.030	190.8	10:41:41.164
2		1:31.373	23.208	40.681	27.484	199.2	10:44:09.551	2		1:32.395	22.633	41.988	27.774	219.9	10:43:13.559
3		1:24.540	22.039	38.097	24.404	219.0	10:45:34.091	3		1:25.157	22.028	38.428	24.701	220.8	10:44:38.716
4		1:23.772	21.923	37.803	24.046	219.9	10:46:57.863	4		1:24.207	21.954	37.826	24.427	222.2	10:46:02.923
5		1:28.916	21.790	38.966	28.160	220.4	10:48:26.779	5		1:24.636	21.829	38.462	24.345	222.2	10:47:27.559
6		1:23.524	21.821	37.723	23.980	220.8	10:49:50.303	6		1:33.237 P	21.837	38.047	33.353	221.7	10:49:00.796
7		1:23.370	21.741	37.595	24.034	221.3	10:51:13.673	7		6:23.438	5:14.068	43.132	26.238	183.9	10:55:24.234
8		1:32.706 P	21.871	37.965	32.870	222.2	10:52:46.379	8		1:25.943	22.624	38.993	24.326	219.9	10:56:50.177
9		5:02.698	3:54.010	42.219	26.469	198.5	10:57:49.077	9		1:23.577	21.874	37.583	24.120	221.7	10:58:13.754
10		1:27.738	22.923	39.818	24.997	208.0	10:59:16.815	10		1:25.276	21.827	39.099	24.350	222.6	10:59:39.030
11		1:23.344	21.927	37.534	23.883	219.5	11:00:40.159	11		1:23.075	21.743	37.397	23.935	223.6	11:01:02.105
12		1:23.102	21.758	37.500	23.844	221.3	11:02:03.261	12		1:22.043	21.766	37.292	23.855	223.6	11:02:25.018
13		1:27.976	21.709	41.385	24.882	220.8	11:03:31.237	13		1:22.029	21.708	37.392	23.829	223.6	11:03:47.947
14		1:23.063	21.726	37.491	23.846	220.8	11:04:54.300	14		1:25.239	21.662	39.015	24.562	223.1	11:05:13.186
15		1:23.458	21.795	37.610	24.053	220.8	11:06:17.758	15		1:53.001 P	23.552	48.548	40.901	159.5	11:07:06.187
16		26.127	48.571		156.5										

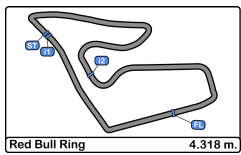
6 Ido Cohen Dallara F320 Spiess **16** Andreas Estner Dallara F320 HWA
R Carlin R Van Amersfoort Racing

Lap	D	Time	Sector 1	Sector 2	Sector 3	T. Spd	Elapsed	Lap	D	Time	Sector 1	Sector 2	Sector 3	T. Spd	Elapsed
1		10:41:53.529	10:40:42.114	43.090	28.325	213.4	10:41:53.529	1		10:41:52.036	10:40:37.142	46.162	28.732	180.6	10:41:52.036
2		1:31.511	24.061	40.851	26.599	219.9	10:43:25.040	2		1:34.402	24.788	42.250	27.364	193.5	10:43:26.438
3		1:25.620	22.312	38.401	24.907	221.3	10:44:50.660	3		1:27.442	22.047	38.418	26.977	223.1	10:44:53.880
4		1:36.109 P	21.937	38.771	35.401	222.2	10:46:26.769	4		1:24.334	21.981	37.841	24.512	221.7	10:46:18.214
5		9:26.467	8:13.603	45.021	27.843	209.3	10:55:53.236	5		1:23.797	21.981	37.592	24.224	222.2	10:47:42.011
6		1:31.071	23.610	40.675	26.786	219.0	10:57:24.307	6		1:31.208 P	21.802	37.943	31.463	222.2	10:49:13.219
7		1:28.033	22.840	39.838	25.355	220.4	10:58:52.340	7		8:04.622	6:51.262	46.593	26.767	195.6	10:57:17.841
8		1:24.541	22.404	37.844	24.293	222.6	11:00:16.881	8		1:29.129	22.992	39.658	26.479	219.5	10:58:46.970
9		1:23.355	21.878	37.414	24.063	223.1	11:01:40.236	9		1:24.089	22.099	37.785	24.205	222.2	11:00:11.059
10		1:26.886	21.853	40.032	25.001	225.9	11:03:07.122	10		1:23.196	21.791	37.471	23.934	224.0	11:01:34.255
11		1:23.780	21.881	37.665	24.234	223.1	11:04:30.902	11		1:22.983	21.624	37.417	23.942	225.4	11:02:57.238
12		1:38.800 P	22.103	38.673	38.024	221.7	11:06:09.702	12		1:27.805	22.961	40.483	24.361	207.6	11:04:25.043
13								13		1:23.371	21.957	37.323	24.091	221.7	11:05:48.414
14								14			23.958	41.718	203.3		

12 Glenn Van Berlo Dallara F320 HWA **20** Yifei Ye Dallara F320 Spiess
R DRIVEX R Cryptotower Racing Team

Lap	D	Time	Sector 1	Sector 2	Sector 3	T. Spd	Elapsed	Lap	D	Time	Sector 1	Sector 2	Sector 3	T. Spd	Elapsed
1		10:41:56.514	10:40:43.191	45.701	27.622	210.9	10:41:56.514	1		10:42:23.825	10:41:15.163	42.428	26.234	185.2	10:42:23.825
2		1:32.694	23.849	41.251	27.594	184.3	10:43:29.208	2		1:28.316	23.684	39.180	25.452	208.0	10:43:52.141
3		1:25.689	22.555	38.356	24.778	218.6	10:44:54.897	3		1:23.921	21.949	37.747	24.225	219.0	10:45:16.062
4		1:24.636	22.053	37.974	24.609	222.2	10:46:19.533	4		1:23.320	21.808	37.471	24.041	220.8	10:46:39.382
5		1:25.264	21.950	38.692	24.622	222.6	10:47:44.797	5		1:23.209	21.727	37.488	23.994	221.3	10:48:02.591
6		1:24.093	22.054	37.704	24.335	221.3	10:49:08.890	6		1:22.777	21.704	37.195	23.878	221.3	10:49:25.368
7		1:32.419 P	21.982	38.675	31.762	220.4	10:50:41.309	7		1:22.780	21.655	37.258	23.867	222.2	10:50:48.148
8		6:33.469	5:25.035	41.431	27.003	210.9	10:57:14.778	8		1:34.024 P	21.882	38.147	33.995	222.6	10:52:22.172
9		1:28.146	22.991	40.419	24.736	217.7	10:58:42.924	9		5:36.759	4:29.022	41.979	25.758	192.8	10:57:58.931
10		1:26.381	21.989	39.906	24.486	221.7	11:00:09.305	10		1:28.447	22.933	39.771	25.743	205.3	10:59:27.378
11		1:23.688	21.886	37.583	24.219	222.6	11:01:32.993	11		1:23.175	21.730	37.451	23.994	220.8	11:00:50.553
12		1:23.688	21.993	37.505	24.190	222.2	11:02:56.681	12		1:22.669	21.653	37.061	23.955	221.3	11:02:13.222
13		1:23.698	21.857	37.626	24.215	221.7	11:04:20.379	13		1:24.867	21.727	38.357	24.783	221.7	11:03:38.089
14		1:23.642	21.909	37.593	24.140	221.7	11:05:44.021	14		1:22.541	21.696	37.023	23.822	221.7	11:05:00.630
15		1:43.577 P	22.629	39.014	41.934	221.3	11:07:27.598	15			29.728	58.216	114.7		





Red Bull Ring
Euroformula Open
Qualifying - 1
Lap Analysis



25

Alexandre Bardinon

Dallara F320 HWA

33

Manuel Maldonado

Dallara F320 Spiess

Van Amersfoort Racing

Team Motopark

Lap D	Time	Sector 1	Sector 2	Sector 3	T. Spd	Elapsed	Lap D	Time	Sector 1	Sector 2	Sector 3	T. Spd	Elapsed
1	10:41:40.812	10:40:31.802	42.441	26.569	187.1	10:41:40.812	1	10:42:33.340	10:41:21.695	43.942	27.703	196.3	10:42:33.340
2	1:28.523	22.925	39.040	26.558	216.8	10:43:09.335	2	1:29.864	23.628	40.883	25.353	210.5	10:44:03.204
3	1:26.059	22.729	38.486	24.844	218.1	10:44:35.394	3	1:24.449	21.958	38.117	24.374	218.6	10:45:27.653
4	1:24.784	22.044	38.210	24.530	219.9	10:46:00.178	4	1:23.325	21.733	37.501	24.091	220.4	10:46:50.978
5	1:31.663 P	21.858	37.966	31.839	220.8	10:47:31.841	5	1:29.700	21.681	42.564	25.455	222.2	10:48:20.678
6	4:01.768	2:54.376	41.181	26.211	203.0	10:51:33.609	6	1:23.725	21.795	37.502	24.428	220.8	10:49:44.403
7	1:24.948	22.419	38.142	24.387	220.8	10:52:58.557	7	1:23.408	21.770	37.424	24.214	221.7	10:51:07.811
8	1:23.900	21.924	37.816	24.160	220.8	10:54:22.457	8	1:33.708 P	21.846	38.752	33.110	222.6	10:52:41.519
9	1:23.908	21.863	37.912	24.133	222.2	10:55:46.365	9	4:19.734	3:09.741	42.614	27.379	208.4	10:57:01.253
10	1:26.571	21.909	38.086	26.576	223.6	10:57:12.936	10	1:27.741	22.968	40.164	24.609	213.4	10:58:28.994
11	1:23.827	21.904	37.606	24.317	224.0	10:58:36.763	11	1:23.563	21.892	37.684	23.987	221.3	10:59:52.557
12	1:24.751	21.944	37.924	24.883	222.2	11:00:01.514	12	1:23.105	21.762	37.372	23.971	221.7	11:01:15.662
13	1:24.461	21.892	38.158	24.411	223.1	11:01:25.975	13	1:22.828	21.756	37.162	23.910	221.7	11:02:38.490
14	1:24.020	21.886	37.872	24.262	223.1	11:02:49.995	14	1:23.121	21.721	37.286	24.114	221.3	11:04:01.611
15	1:23.540	21.816	37.642	24.082	222.6	11:04:13.535	15	1:23.154	21.691	37.406	24.057	220.8	11:05:24.765
16	3:03.073 P	1:11.349	1:04.691	47.033	110.8	11:07:16.608	16	1:55.659 P	25.162	44.863	45.634	175.6	11:07:20.424

26

Ayrton Simons

Dallara F320 HWA

34

Shihab Al-Habsi

Dallara F320 HWA

Double R R

DRIVEX

Lap D	Time	Sector 1	Sector 2	Sector 3	T. Spd	Elapsed	Lap D	Time	Sector 1	Sector 2	Sector 3	T. Spd	Elapsed
1	10:41:47.968	10:40:37.580	42.991	27.397	206.1	10:41:47.968	1	10:41:58.550	10:40:46.045	44.320	28.185	186.8	10:41:58.550
2	1:34.092	23.838	42.611	27.643	200.7	10:43:22.060	2	1:32.444	23.783	41.032	27.629	199.2	10:43:30.994
3	1:25.313	22.416	38.116	24.781	220.4	10:44:47.373	3	1:25.763	22.258	38.514	24.991	224.0	10:44:56.757
4	1:24.531	21.965	38.059	24.507	222.6	10:46:11.904	4	1:24.939	21.985	38.043	24.911	225.0	10:46:21.696
5	1:26.214	21.895	38.901	25.418	223.1	10:47:38.118	5	1:24.694	21.994	38.029	24.671	225.9	10:47:46.390
6	1:24.305	21.907	37.942	24.456	221.7	10:49:02.423	6	1:26.682	22.057	38.323	26.302	225.0	10:49:13.072
7	1:34.624 P	21.968	37.882	34.774	222.6	10:50:37.047	7	1:26.122	22.125	38.679	25.318	225.0	10:50:39.194
8	6:34.075	5:24.815	43.259	26.001	187.1	10:57:11.122	8	1:33.981 P	22.049	38.033	33.899	222.6	10:52:13.175
9	1:28.976	23.809	39.817	25.350	189.8	10:58:40.098	9	5:07.294	3:59.481	41.326	26.487	207.6	10:57:20.469
10	1:25.824	22.575	38.822	24.427	207.6	11:00:05.922	10	1:29.065	22.629	39.882	26.554	222.6	10:58:49.534
11	1:23.878	21.919	37.747	24.212	222.6	11:01:29.800	11	1:24.645	22.039	37.902	24.704	224.0	11:00:14.179
12	1:23.400	21.807	37.562	24.031	222.2	11:02:53.200	12	1:24.266	21.854	37.929	24.483	222.6	11:01:38.445
13	1:23.450	21.758	37.560	24.132	222.6	11:04:16.650	13	1:23.893	21.815	37.561	24.517	225.0	11:03:02.338
14	1:23.407	21.815	37.511	24.081	221.7	11:05:40.057	14	1:23.958	21.820	37.751	24.387	227.8	11:04:26.296
15	1:45.633 P	23.238	40.454	41.941	201.8	11:07:25.690	15	1:26.564	22.583	38.701	25.280	203.7	11:05:52.860
16							16	1:41.429 P	24.051	39.291	38.087	184.6	11:07:34.289

31

Zane Maloney

Dallara F320 Spiess

99

Rui Andrade

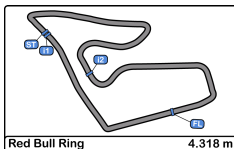
Dallara F320 Spiess

R Carlin

Cryptotower Racing Team

Lap D	Time	Sector 1	Sector 2	Sector 3	T. Spd	Elapsed	Lap D	Time	Sector 1	Sector 2	Sector 3	T. Spd	Elapsed
1	10:41:47.477	10:40:37.746	42.122	27.609	202.2	10:41:47.477	1	10:42:26.786	10:41:16.646	43.093	27.047	179.1	10:42:26.786
2	1:31.576	23.797	41.197	26.582	209.3	10:43:19.053	2	1:30.821	23.775	41.235	25.811	191.4	10:43:57.607
3	1:26.814	22.479	38.876	25.459	219.5	10:44:45.867	3	1:25.425	22.306	38.374	24.745	219.0	10:45:23.032
4	1:24.707	22.014	37.909	24.784	219.9	10:46:10.574	4	1:24.743	22.135	37.956	24.652	219.5	10:46:47.775
5	1:24.358	21.910	37.860	24.588	221.7	10:47:34.932	5	1:24.164	22.042	37.669	24.453	220.4	10:48:11.939
6	1:24.038	21.885	37.693	24.460	221.7	10:48:58.970	6	1:24.335	21.893	37.939	24.503	220.8	10:49:36.274
7	1:29.865 P	21.881	37.568	30.416	219.9	10:50:28.835	7	1:24.320	22.047	37.843	24.430	221.3	10:51:00.594
8	6:33.215	5:25.197	41.167	26.851	208.0	10:57:02.050	8	1:33.857 P	21.920	38.084	33.853	221.7	10:52:34.451
9	1:30.047	23.136	39.638	27.273	208.0	10:58:32.097	9	4:54.028	3:46.814	41.190	26.024	202.2	10:57:28.479
10	1:25.308	22.083	38.304	24.921	222.2	10:59:57.405	10	1:29.656	23.349	39.489	26.818	207.2	10:58:58.135
11	1:23.450	21.754	37.502	24.194	221.3	11:01:20.855	11	1:24.097	22.082	37.647	24.368	220.8	11:00:22.232
12	1:23.324	21.756	37.400	24.168	222.6	11:02:44.179	12	1:23.630	21.859	37.564	24.207	221.7	11:01:45.862
13	1:23.434	21.724	37.400	24.310	223.6	11:04:07.613	13	1:24.192	21.841	37.749	24.602	221.7	11:03:10.054
14	1:23.553	21.767	37.637	24.149	223.1	11:05:31.166	14	1:24.067	21.985	37.782	24.300	222.2	11:04:34.121
15	1:51.614 P	22.482	42.276	46.856	211.3	11:07:22.780	15	1:25.237	21.962	37.635	25.640	222.2	11:05:59.358
							16	1:40.500 P	23.566	40.581	36.353	219.0	11:07:39.858



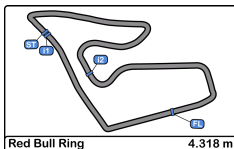


Red Bull Ring
Euroformula Open
Qualifying - 1
Best Sectors Results



Sector - 1				Sector - 2				Sector - 3				Ideal Lap vs Best Lap				
Clas	Nº	Driver	Time	Nº	Driver	Time	Nº	Driver	Time	Clas	Nº	Driver	Ideal Lap	Best Lap	Clas	
1	16	Andreas Estner	21.624	20	Yifei Ye	37.023	20	Yifei Ye	23.822	1	20	Yifei Ye	1:22.498	1:22.541	1	
2	20	Yifei Ye	21.653	33	Manuel Maldonado	37.162	15	Sebastian Estner	23.829	2	33	Manuel Maldonado	1:22.753	1:23.121	4	
3	15	Sebastian Estner	21.662	15	Sebastian Estner	37.292	4	Niklas Krütten	23.844	3	15	Sebastian Estner	1:22.783	1:23.577	9	
4	33	Manuel Maldonado	21.681	16	Andreas Estner	37.323	33	Manuel Maldonado	23.910	4	16	Andreas Estner	1:22.881	1:22.983	2	
5	4	Niklas Krütten	21.709	31	Zane Maloney	37.400	16	Andreas Estner	23.934	5	4	Niklas Krütten	1:23.044	1:23.063	3	
6	31	Zane Maloney	21.724	6	Ido Cohen	37.414	26	Ayrton Simmons	24.031	6	31	Zane Maloney	1:23.273	1:23.324	5	
7	26	Ayrton Simmons	21.758	4	Niklas Krütten	37.491	6	Ido Cohen	24.063	7	26	Ayrton Simmons	1:23.300	1:23.400	7	
8	34	Shihab Al-Habsi	21.815	12	Glenn Van Berlo	37.505	25	Alexandre Bardinon	24.082	8	6	Ido Cohen	1:23.330	1:23.355	6	
9	25	Alexandre Bardinon	21.816	26	Ayrton Simmons	37.511	12	Glenn Van Berlo	24.140	9	12	Glenn Van Berlo	1:23.502	1:23.642	10	
10	99	Rui Andrade	21.841	34	Shihab Al-Habsi	37.561	31	Zane Maloney	24.149	10	25	Alexandre Bardinon	1:23.504	1:23.540	8	
11	6	Ido Cohen	21.853	99	Rui Andrade	37.564	99	Rui Andrade	24.207	11	99	Rui Andrade	1:23.612	1:24.067	12	
12	12	Glenn Van Berlo	21.857	25	Alexandre Bardinon	37.606	34	Shihab Al-Habsi	24.387	12	34	Shihab Al-Habsi	1:23.763	1:23.893	11	



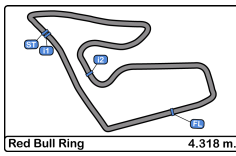


Red Bull Ring
Euroformula Open
Qualifying - 1
Best 5 Lap Times



Cls	Nº	Entrant	Nat	Driver	Nat	Cat	Cls	Chassis - Engine	Team	Best 1		Best 2		Best 3		Best 4		Best 5	
										Time	Lap	Time	Lap	Time	Lap	Time	Lap	Time	Lap
1	20	Cryptotower Racing		Yifei Ye				Dallara F320 Spiess	Cryptotower Racing	1:22.541	14	1:22.669	12	1:23.175	11	1:23.209	5	1:23.320	4
2	16	Van Amersfoort Racing		Andreas Estner				Dallara F320 HWA	Van Amersfoort Racing	1:22.983	11	1:23.196	10	1:23.371	13	1:23.797	5	1:24.089	9
3	4	Team Motopark		Niklas Krütten		R	1	Dallara F320 Spiess	Team Motopark	1:23.063	14	1:23.102	12	1:23.344	11	1:23.370	7	1:23.458	15
4	33	Team Motopark		Manuel Maldonado				Dallara F320 Spiess	Team Motopark	1:23.121	14	1:23.154	15	1:23.325	4	1:23.408	7	1:23.563	11
5	31	Carlin		Zane Maloney		R	2	Dallara F320 Spiess	Carlin	1:23.324	12	1:23.434	13	1:23.450	11	1:23.553	14	1:24.358	5
6	6	Carlin		Ido Cohen				Dallara F320 Spiess	Carlin	1:23.355	9	1:23.780	11	1:24.541	8	1:25.620	3	1:26.886	10
7	26	Double R		Ayrton Simmons				Dallara F320 HWA	Double R	1:23.400	12	1:23.407	14	1:23.450	13	1:23.878	11	1:24.305	6
8	25	Van Amersfoort Racing		Alexandre Bardinon				Dallara F320 HWA	Van Amersfoort Racing	1:23.540	15	1:23.827	11	1:23.900	8	1:23.908	9	1:24.020	14
9	15	Van Amersfoort Racing		Sebastian Estner		R	3	Dallara F320 HWA	Van Amersfoort Racing	1:23.577	9	1:24.207	4	1:24.636	5	1:25.157	3	1:25.276	10
10	12	DRIVEX		Glenn Van Berlo		R	4	Dallara F320 HWA	DRIVEX	1:23.642	14	1:23.688	11	1:23.688	12	1:23.698	13	1:24.093	6
11	34	DRIVEX		Shihab Al-Habsi		R	5	Dallara F320 HWA	DRIVEX	1:23.893	13	1:23.958	14	1:24.266	12	1:24.645	11	1:24.694	5
12	99	Cryptotower Racing		Rui Andrade				Dallara F320 Spiess	Cryptotower Racing	1:24.067	14	1:24.097	11	1:24.164	5	1:24.192	13	1:24.320	7



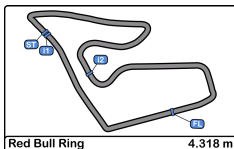


Red Bull Ring
Euroformula Open
Qualifying - 1
Best 5 Top Speeds



Cls	Nº	Entrant	Nat	Driver	Nat	Cat	Cls	Chassis - Engine	Team	Top 1		Top 2		Top 3		Top 4		Top 5		Avg
										Km/h	Lap	Km/h	Lap	Km/h	Lap	Km/h	Lap	Km/h	Lap	
1	34	DRIVEX	ESP	Shihab Al-Habsi	OMN	R	1	Dallara F320 HWA	DRIVEX	227.8	14	225.9	5	225.0	4	225.0	6	225.0	7	225.7
2	6	Carlin	GBR	Ido Cohen	ISR			Dallara F320 Spiess	Carlin	225.9	10	223.1	9	223.1	11	222.6	8	222.2	4	223.4
3	16	Van Amersfoort Racing	NLD	Andreas Estner	DEU			Dallara F320 HWA	Van Amersfoort Racing	225.4	11	224.0	10	223.1	3	222.2	5	222.2	6	223.4
4	25	Van Amersfoort Racing	NLD	Alexandre Bardinon	FRA			Dallara F320 HWA	Van Amersfoort Racing	224.0	11	223.6	10	223.1	13	223.1	14	222.6	15	223.3
5	15	Van Amersfoort Racing	NLD	Sebastian Estner	DEU	R	2	Dallara F320 HWA	Van Amersfoort Racing	223.6	11	223.6	12	223.6	13	223.1	14	222.6	10	223.3
6	31	Carlin	GBR	Zane Maloney	BRB	R	3	Dallara F320 Spiess	Carlin	223.6	13	223.1	14	222.6	12	222.2	10	221.7	5	222.6
7	26	Double R	GBR	Ayrton Simmons	GBR			Dallara F320 HWA	Double R	223.1	5	222.6	4	222.6	7	222.6	11	222.6	13	222.7
8	12	DRIVEX	ESP	Glenn Van Berlo	NLD	R	4	Dallara F320 HWA	DRIVEX	222.6	5	222.6	11	222.2	4	222.2	12	221.7	10	222.3
9	20	Cryptotower Racing	JPN	Yifei Ye	CHN			Dallara F320 Spiess	Cryptotower Racing	222.6	8	222.2	7	221.7	13	221.7	14	221.3	5	221.9
10	33	Team Motopark	DEU	Manuel Maldonado	VEN			Dallara F320 Spiess	Team Motopark	222.6	8	222.2	5	221.7	7	221.7	12	221.7	13	222.0
11	4	Team Motopark	DEU	Niklas Krütten	DEU	R	5	Dallara F320 Spiess	Team Motopark	222.2	8	221.3	7	221.3	12	220.8	6	220.8	13	221.3
12	99	Cryptotower Racing	JPN	Rui Andrade	AGO			Dallara F320 Spiess	Cryptotower Racing	222.2	14	222.2	15	221.7	8	221.7	12	221.7	13	221.9



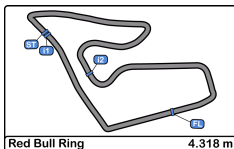


Red Bull Ring
Euroformula Open
Qualifying - 1
Fastest Laps Sequence



Lap	Time of Day	Session Time	Nº	Entrant	Nat	Driver	Nat	Cat	Chassis - Engine	Team	Time	Km/h
2	10:43:09.335	3:09.335	25	Van Amersfoort Racing		Alexandre Bardinon			Dallara F320 HWA	Van Amersfoort Racing	1:28.523	175.6
2	10:43:52.141	3:52.141	20	Cryptotower Racing Team		Yifei Ye			Dallara F320 Spiess	Cryptotower Racing Team	1:28.316	176.0
3	10:44:35.394	4:35.394	25	Van Amersfoort Racing		Alexandre Bardinon			Dallara F320 HWA	Van Amersfoort Racing	1:26.059	180.6
3	10:44:38.716	4:38.716	15	Van Amersfoort Racing		Sebastian Estner		R	Dallara F320 HWA	Van Amersfoort Racing	1:25.157	182.5
3	10:45:16.062	5:16.062	20	Cryptotower Racing Team		Yifei Ye			Dallara F320 Spiess	Cryptotower Racing Team	1:23.921	185.2
4	10:46:39.382	6:39.382	20	Cryptotower Racing Team		Yifei Ye			Dallara F320 Spiess	Cryptotower Racing Team	1:23.320	186.5
5	10:48:02.591	8:02.591	20	Cryptotower Racing Team		Yifei Ye			Dallara F320 Spiess	Cryptotower Racing Team	1:23.209	186.8
11	11:00:50.553	20:50.553	20	Cryptotower Racing Team		Yifei Ye			Dallara F320 Spiess	Cryptotower Racing Team	1:23.175	186.8
12	11:02:03.261	22:03.261	4	Team Motopark		Niklas Krütten		R	Dallara F320 Spiess	Team Motopark	1:23.102	187.0
12	11:02:13.222	22:13.222	20	Cryptotower Racing Team		Yifei Ye			Dallara F320 Spiess	Cryptotower Racing Team	1:22.669	188.0
14	11:05:00.630	25:00.630	20	Cryptotower Racing Team		Yifei Ye			Dallara F320 Spiess	Cryptotower Racing Team	1:22.541	188.3



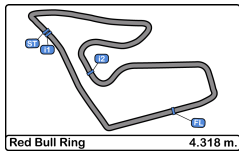


Red Bull Ring
Euroformula Open
Qualifying - 1
Event Best Maximum Speed



Nº	Entrant	Nat	Driver	Nat	Cat	Clas	Chassis - Engine	Team	Km/h	Session
34	DRIVEX	ESP	Shihab Al-Habsi	ONIN	R	1	Dallara F320 HWA	DRIVEX	227.8	Qualifying - 1
31	Carlin	GBR	Zane Maloney	BRB	R	2	Dallara F320 Spiess	Carlin	226.4	Free Practice - 2
6	Carlin	GBR	Ido Cohen	ISR			Dallara F320 Spiess	Carlin	225.9	Qualifying - 1
16	Van Amersfoort Racing	NLD	Andreas Estner	DEU			Dallara F320 HWA	Van Amersfoort Racing	225.4	Qualifying - 1
25	Van Amersfoort Racing	NLD	Alexandre Bardion	FRA			Dallara F320 HWA	Van Amersfoort Racing	224.0	Qualifying - 1
20	Cryptotower Racing Team	JPN	Yifei Ye	CHN			Dallara F320 Spiess	Cryptotower Racing Team	223.6	Free Practice - 2
15	Van Amersfoort Racing	NLD	Sebastian Estner	DEU	R	3	Dallara F320 HWA	Van Amersfoort Racing	223.6	Qualifying - 1
99	Cryptotower Racing Team	JPN	Rui Andrade	AGO			Dallara F320 Spiess	Cryptotower Racing Team	223.1	Free Practice - 2
26	Double R	GBR	Ayrton Simmons	GBR			Dallara F320 HWA	Double R	223.1	Qualifying - 1
12	DRIVEX	ESP	Glenn Van Berlo	NLD	R	4	Dallara F320 HWA	DRIVEX	222.6	Qualifying - 1
33	Team Motopark	DEU	Manuel Maldonado	VEN			Dallara F320 Spiess	Team Motopark	222.6	Qualifying - 1
4	Team Motopark	DEU	Niklas Krütten	DEU	R	5	Dallara F320 Spiess	Team Motopark	222.2	Free Practice - 1





Red Bull Ring
Euroformula Open
Qualifying - 1
Pit Stop Analysis



4 Niklas Krütten R Team Motopark
Dallara F320 Spiess

Nr.	In Day Time	In Time	Out Time	Pit Time	T. Pit Time	Handicap	Penalty
1	10:52:40.931	10:52:40.931	10:56:15.805	3:34.874	3:34.874		

6 Ido Cohen Carlin
Dallara F320 Spiess

Nr.	In Day Time	In Time	Out Time	Pit Time	T. Pit Time	Handicap	Penalty
1	10:46:22.179	10:46:22.179	10:54:15.180	7:53.001	7:53.001		

12 Glenn Van Berlo R DRIVEX
Dallara F320 HWA

Nr.	In Day Time	In Time	Out Time	Pit Time	T. Pit Time	Handicap	Penalty
1	10:50:36.599	10:50:36.599	10:55:41.076	5:04.477	5:04.477		

15 Sebastian Estner R Van Amersfoort Racing
Dallara F320 HWA

Nr.	In Day Time	In Time	Out Time	Pit Time	T. Pit Time	Handicap	Penalty
1	10:48:56.127	10:48:56.127	10:53:48.065	4:51.938	4:51.938		

16 Andreas Estner Van Amersfoort Racing
Dallara F320 HWA

Nr.	In Day Time	In Time	Out Time	Pit Time	T. Pit Time	Handicap	Penalty
1	10:49:08.505	10:49:08.505	10:55:38.761	6:30.256	6:30.256		

20 Yifei Ye Cryptotower Racing Team
Dallara F320 Spiess

Nr.	In Day Time	In Time	Out Time	Pit Time	T. Pit Time	Handicap	Penalty
1	10:52:16.269	10:52:16.269	10:56:25.979	4:09.710	4:09.710		

25 Alexandre Bardinon Van Amersfoort Racing
Dallara F320 HWA

Nr.	In Day Time	In Time	Out Time	Pit Time	T. Pit Time	Handicap	Penalty
1	10:47:27.271	10:47:27.271	10:50:03.167	2:35.896	2:35.896		

26 Ayrton Simmons Double R
Dallara F320 HWA

Nr.	In Day Time	In Time	Out Time	Pit Time	T. Pit Time	Handicap	Penalty
1	10:50:32.439	10:50:32.439	10:55:35.583	5:03.144	5:03.144		

31 Zane Maloney R Carlin
Dallara F320 Spiess

Nr.	In Day Time	In Time	Out Time	Pit Time	T. Pit Time	Handicap	Penalty
1	10:50:24.236	10:50:24.236	10:55:30.838	5:06.602	5:06.602		

33 Manuel Maldonado Team Motopark
Dallara F320 Spiess

Nr.	In Day Time	In Time	Out Time	Pit Time	T. Pit Time	Handicap	Penalty
1	10:52:36.292	10:52:36.292	10:55:26.680	2:50.388	2:50.388		

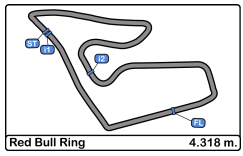
34 Shihab Al-Habsi R DRIVEX
Dallara F320 HWA

Nr.	In Day Time	In Time	Out Time	Pit Time	T. Pit Time	Handicap	Penalty
1	10:52:08.515	10:52:08.515	10:55:48.950	3:40.435	3:40.435		

99 Rui Andrade Cryptotower Racing Team
Dallara F320 Spiess

Nr.	In Day Time	In Time	Out Time	Pit Time	T. Pit Time	Handicap	Penalty
1	10:52:29.478	10:52:29.478	10:55:56.122	3:26.644	3:26.644		

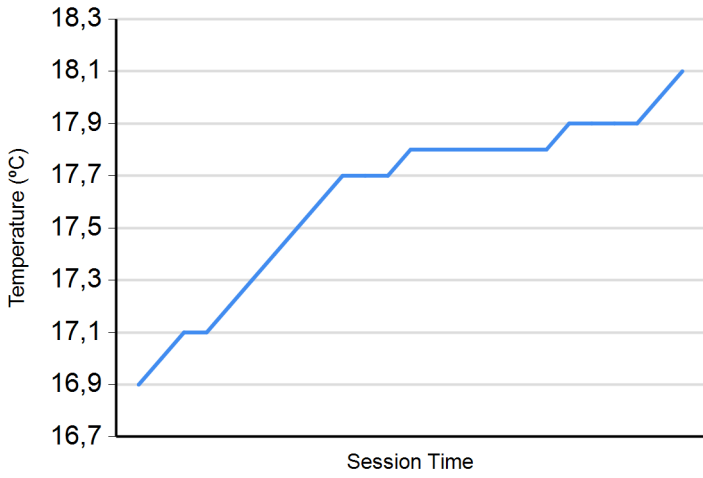




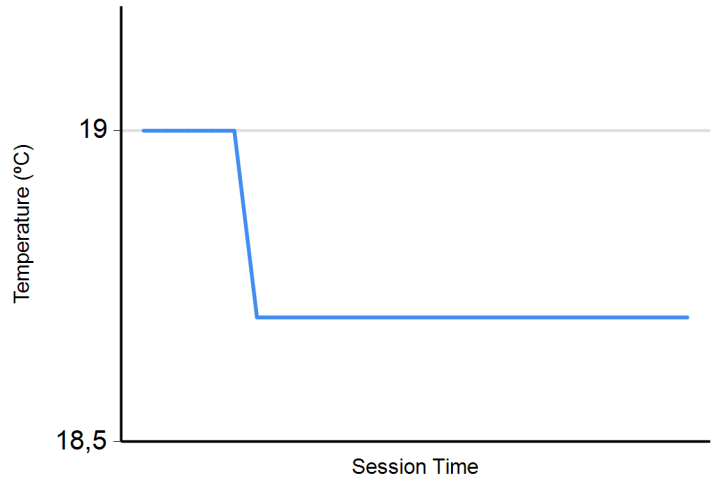
Red Bull Ring
Euroformula Open
Qualifying - 1
Weather Report



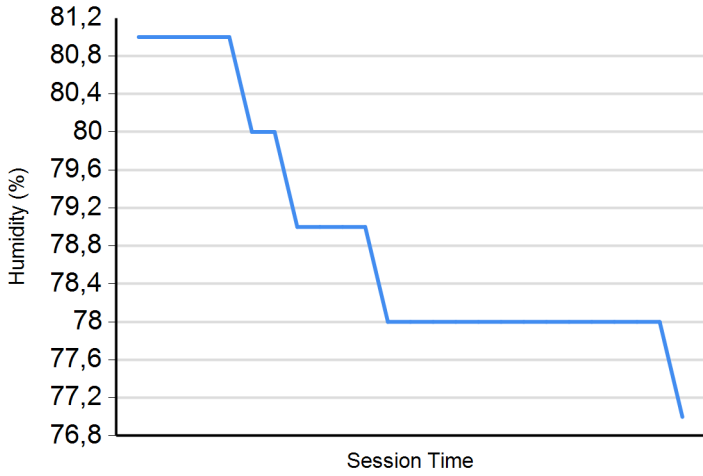
Air Temperature



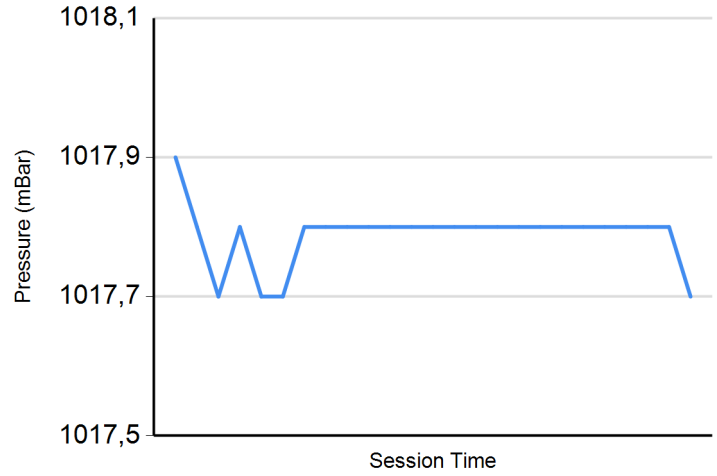
Track Temperature



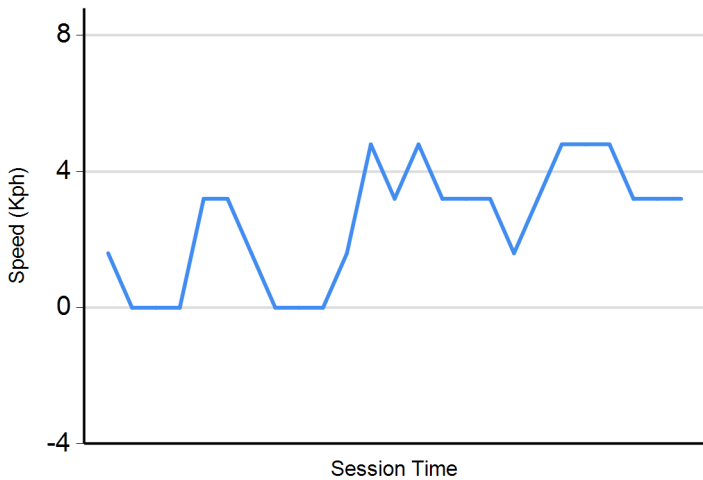
Humidity



Pressure



Wind Speed



Wind direction

North = 0°/360° Est = 90° South = 180° West = 270°

