

Red Bull Ring
Euroformula Open
Race - 1
Provisional Results




Cls	Nº	Entrant	Nat	Driver	Nat	Cat	Cls	Chassis - Engine	Team	Laps	Total Time	Gap	Interval	Km/h	Best	Time	Km/h
1	20	Cryptotower Racing	●	JPN Yifei Ye	●			Dallara F320 Spiess	Cryptotower Racing	20	28:04.442			184.5	10	1:23.544	186.0
2	33	Team Motopark	●	DEU Manuel Maldonado	●			Dallara F320 Spiess	Team Motopark	20	28:13.280	8.838	8.838	183.6	14	1:23.980	185.1
3	15	Van Amersfoort	●	NLD Sebastian Estner	●	R	1	Dallara F320 HWA	Van Amersfoort	20	28:16.155	11.713	2.875	183.2	14	1:24.149	184.7
4	16	Van Amersfoort	●	NLD Andreas Estner	●			Dallara F320 HWA	Van Amersfoort	20	28:17.163	12.721	1.008	183.1	18	1:24.227	184.5
5	6	Carlin	●	GBR Ido Cohen	●			Dallara F320 Spiess	Carlin	20	28:22.072	17.630	4.909	182.6	10	1:24.368	184.2
6	26	Double R	●	GBR Ayrton Simmons	●			Dallara F320 HWA	Double R	20	28:23.326	18.884	1.254	182.5	15	1:24.445	184.0
7	12	DRIVEX	●	ESP Glenn Van Berlo	●	R	2	Dallara F320 HWA	DRIVEX	20	28:27.542	23.100	4.216	182.0	14	1:24.656	183.6
8	4	Team Motopark	●	DEU Niklas Krütten	●	R	3	Dallara F320 Spiess	Team Motopark	20	28:28.348	23.906	0.806	181.9	10	1:24.105	184.8
9	99	Cryptotower Racing	●	JPN Rui Andrade	●			Dallara F320 Spiess	Cryptotower Racing	20	28:33.142	28.700	4.794	181.4	15	1:24.315	184.3
10	34	DRIVEX	●	ESP Shihab Al-Habsi	●	R	4	Dallara F320 HWA	DRIVEX	20	28:58.650	54.208	25.508	178.8	8	1:25.333	182.1
11	25	Van Amersfoort	●	NLD Alexandre Bardinon	●			Dallara F320 HWA	Van Amersfoort	19	28:09.565	1 Lap	1 Lap	174.8	6	1:24.494	183.9
12	31	Carlin	●	GBR Zane Maloney	●	R	5	Dallara F320 Spiess	Carlin	15	28:44.837	5 Laps	4 Laps	135.1	12	1:24.457	184.0

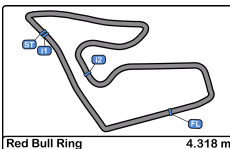
Fastest lap Yifei Ye in 1:23.544 at 186.1 Km/h in lap 10

Published at:.....

Track Temp: **27.0 °C** Air Temp: **25.7 °C** Humidity: **47 %** Track Status: **DRY**

Stewards:	Race Director:	Timekeeper: 
------------------	-----------------------	----------------------------------------------------------------------------------------------------------





Red Bull Ring
Euroformula Open
Race - 1
Provisional Results by Class



Cls	Nº	Entrant	Nat	Driver	Nat	Cat	Cls	Chassis - Engine	Team	Laps	Total Time	Gap	Interval	Km/h	Best	Time	Km/h
1	20	Cryptotower Racing		Yifei Ye				Dallara F320 Spiess	Cryptotower Racing	20	28:04.442			184.5	10	1:23.544	186.0
2	33	Team Motopark		Manuel Maldonado				Dallara F320 Spiess	Team Motopark	20	28:13.280	8.838	8.838	183.6	14	1:23.980	185.1
3	16	Van Amersfoort		Andreas Estner				Dallara F320 HWA	Van Amersfoort	20	28:17.163	12.721	3.883	183.1	18	1:24.227	184.5
4	6	Carlin		Ido Cohen				Dallara F320 Spiess	Carlin	20	28:22.072	17.630	4.909	182.6	10	1:24.368	184.2
5	26	Double R		Ayrton Simmons				Dallara F320 HWA	Double R	20	28:23.326	18.884	1.254	182.5	15	1:24.445	184.0
6	99	Cryptotower Racing		Rui Andrade				Dallara F320 Spiess	Cryptotower Racing	20	28:33.142	28.700	9.816	181.4	15	1:24.315	184.3
7	25	Van Amersfoort		Alexandre Bardinon				Dallara F320 HWA	Van Amersfoort	19	28:09.565	1 Lap	1 Lap	174.8	6	1:24.494	183.9
Rookie																	
1	15	Van Amersfoort		Sebastian Estner		R	1	Dallara F320 HWA	Van Amersfoort	20	28:16.155			183.2	14	1:24.149	184.7
2	12	DRIVEX		Glenn Van Berlo		R	2	Dallara F320 HWA	DRIVEX	20	28:27.542	23.100	11.387	182.0	14	1:24.656	183.6
3	4	Team Motopark		Niklas Krütten		R	3	Dallara F320 Spiess	Team Motopark	20	28:28.348	23.906	0.806	181.9	10	1:24.105	184.8
4	34	DRIVEX		Shihab Al-Habsi		R	4	Dallara F320 HWA	DRIVEX	20	28:58.650	54.208	30.302	178.8	8	1:25.333	182.1
5	31	Carlin		Zane Maloney		R	5	Dallara F320 Spiess	Carlin	15	28:44.837	5 Laps	5 Laps	135.1	12	1:24.457	184.0

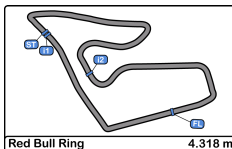
Fastest lap Yifei Ye in 1:23.544 at 186.1 Km/h in lap 10

Published at:.....

Track Temp: **27.0 °C** Air Temp: **25.7 °C** Humidity: **47 %** Track Status: **DRY**

Stewards:	Race Director:	Timekeeper:
------------------	-----------------------	--------------------





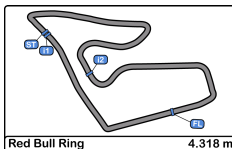
Red Bull Ring
Euroformula Open
Race - 1



Provisional Classification by Driver Fastest Lap

Clas	Nº	Entrant	Nat	Driver	Nat	Cat	Clas	Chassis - Engine	Team	Laps	Best	Time	Gap	Interval	Km/h
1	20	Cryptotower Racing		Yifei Ye				Dallara F320 Spiess	Cryptotower Racing	20	10	1:23.544			186.0
2	33	Team Motopark		Manuel Maldonado				Dallara F320 Spiess	Team Motopark	20	14	1:23.980	0.436	0.436	185.1
3	4	Team Motopark		Niklas Krütten		R	1	Dallara F320 Spiess	Team Motopark	20	10	1:24.105	0.561	0.125	184.8
4	15	Van Amersfoort Racing		Sebastian Estner		R	2	Dallara F320 HWA	Van Amersfoort Racing	20	14	1:24.149	0.605	0.044	184.7
5	16	Van Amersfoort Racing		Andreas Estner				Dallara F320 HWA	Van Amersfoort Racing	20	18	1:24.227	0.683	0.078	184.5
6	99	Cryptotower Racing		Rui Andrade				Dallara F320 Spiess	Cryptotower Racing	20	15	1:24.315	0.771	0.088	184.3
7	6	Carlin		Ido Cohen				Dallara F320 Spiess	Carlin	20	10	1:24.368	0.824	0.053	184.2
8	26	Double R		Ayrton Simmons				Dallara F320 HWA	Double R	20	15	1:24.445	0.901	0.077	184.0
9	31	Carlin		Zane Maloney		R	3	Dallara F320 Spiess	Carlin	15	12	1:24.457	0.913	0.012	184.0
10	25	Van Amersfoort Racing		Alexandre Bardinon				Dallara F320 HWA	Van Amersfoort Racing	19	6	1:24.494	0.950	0.037	183.9
11	12	DRIVEX		Glenn Van Berlo		R	4	Dallara F320 HWA	DRIVEX	20	14	1:24.656	1.112	0.162	183.6
12	34	DRIVEX		Shihab Al-Habsi		R	5	Dallara F320 HWA	DRIVEX	20	8	1:25.333	1.789	0.677	182.1



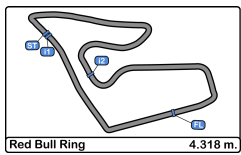


Red Bull Ring
Euroformula Open
Race - 1
Distance and Speed Average



Clas	Nº	Entrant	Nat	Driver	Nat	Cat	Clas	Chassis - Engine	Team	Laps	Distance	Total Time	Km/h
1	20	Cryptotower Racing Team		Yifei Ye				Dallara F320 Spiess	Cryptotower Racing Team	20	86.36	28:04.442	184.5
2	33	Team Motopark		Manuel Maldonado				Dallara F320 Spiess	Team Motopark	20	86.36	28:13.280	183.6
3	15	Van Amersfoort Racing		Sebastian Estner		R	1	Dallara F320 HWA	Van Amersfoort Racing	20	86.36	28:16.155	183.2
4	16	Van Amersfoort Racing		Andreas Estner				Dallara F320 HWA	Van Amersfoort Racing	20	86.36	28:17.163	183.1
5	6	Carlin		Ido Cohen				Dallara F320 Spiess	Carlin	20	86.36	28:22.072	182.6
6	26	Double R		Ayrton Simmons				Dallara F320 HWA	Double R	20	86.36	28:23.326	182.5
7	12	DRIVEX		Glenn Van Berlo		R	2	Dallara F320 HWA	DRIVEX	20	86.36	28:27.542	182.0
8	4	Team Motopark		Niklas Krütten		R	3	Dallara F320 Spiess	Team Motopark	20	86.36	28:28.348	181.9
9	99	Cryptotower Racing Team		Rui Andrade				Dallara F320 Spiess	Cryptotower Racing Team	20	86.36	28:33.142	181.4
10	34	DRIVEX		Shihab Al-Habsi		R	4	Dallara F320 HWA	DRIVEX	20	86.36	28:58.650	178.8
11	25	Van Amersfoort Racing		Alexandre Bardinon				Dallara F320 HWA	Van Amersfoort Racing	19	82.04	28:09.565	174.8
12	31	Carlin		Zane Maloney		R	5	Dallara F320 Spiess	Carlin	15	64.77	28:44.837	135.1





Red Bull Ring
Euroformula Open
Race - 1
Lap Analysis



4

Niklas Krütten

Dallara F320 Spiess **12**

Glenn Van Berlo

Dallara F320 HWA

R

Team Motopark

R

DRIVEX

Lap	D	Time	Sector 1	Sector 2	Sector 3	T. Spd	Elapsed	Lap	D	Time	Sector 1	Sector 2	Sector 3	T. Spd	Elapsed
1		1:35.179	29.766	39.491	25.922	219.0	1:35.179	1		1:33.568	27.368	40.526	25.674	221.7	1:33.568
2		1:27.412	22.236	39.256	25.920	226.4	3:02.591	2		1:25.933	22.252	38.629	25.052	223.6	2:59.501
3		1:25.548	21.983	38.590	24.975	228.8	4:28.139	3		1:25.355	22.187	38.295	24.873	222.6	4:24.856
4		1:25.072	22.000	38.282	24.790	224.5	5:53.211	4		1:25.048	22.259	38.036	24.753	221.3	5:49.904
5		1:26.312	22.402	39.102	24.808	224.0	7:19.523	5		1:24.965	22.183	38.024	24.758	222.6	7:14.869
6		1:24.387	21.989	38.013	24.385	220.8	8:43.910	6		1:24.985	22.070	38.223	24.692	222.2	8:39.854
7		1:24.461	22.021	37.953	24.487	220.8	10:08.371	7		1:24.862	22.047	38.062	24.753	221.7	10:04.716
8		1:24.408	21.966	37.944	24.498	221.7	11:32.779	8		1:24.976	22.219	38.005	24.752	221.7	11:29.692
9		1:24.174	21.922	37.854	24.398	220.8	12:56.953	9		1:24.820	22.074	38.099	24.647	221.3	12:54.512
10		1:24.105	21.909	37.782	24.414	221.3	14:21.058	10		1:24.709	22.063	37.947	24.699	221.3	14:19.221
11		1:24.441	21.961	37.915	24.565	222.2	15:45.499	11		1:24.892	22.076	38.211	24.605	221.7	15:44.113
12		1:24.564	21.957	37.978	24.629	221.7	17:10.063	12		1:24.830	22.086	37.981	24.763	220.4	17:08.943
13		1:24.539	21.927	38.005	24.607	223.6	18:34.602	13		1:24.728	22.088	38.018	24.622	221.7	18:33.671
14		1:24.526	21.996	37.953	24.577	223.1	19:59.128	14		1:24.656	22.081	37.842	24.733	222.2	19:58.327
15		1:24.644	21.902	38.149	24.593	224.0	21:23.772	15		1:24.734	22.144	38.051	24.539	221.7	21:23.061
16		1:24.787	21.853	38.240	24.694	225.0	22:48.559	16		1:24.863	22.091	38.063	24.709	222.6	22:47.924
17		1:24.949	21.871	38.385	24.693	225.9	24:13.508	17		1:24.969	22.131	38.127	24.711	221.7	24:12.893
18		1:24.912	21.851	38.403	24.658	226.4	25:38.420	18		1:25.026	22.167	38.264	24.595	222.6	25:37.919
19		1:24.981	21.873	38.408	24.700	226.4	27:03.401	19		1:24.708	22.058	38.014	24.636	222.2	27:02.627
20		1:24.947	21.946	38.283	24.718	225.0	28:28.348	20		1:24.915	22.247	38.038	24.630	221.7	28:27.542

6

Ido Cohen

Dallara F320 Spiess **15**

Sebastian Estner

Dallara F320 HWA

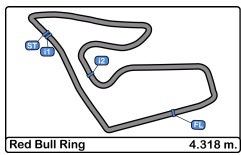
Carlin

R

Van Amersfoort Racing

Lap	D	Time	Sector 1	Sector 2	Sector 3	T. Spd	Elapsed	Lap	D	Time	Sector 1	Sector 2	Sector 3	T. Spd	Elapsed
1		1:31.652	26.786	39.491	25.375	224.0	1:31.652	1		1:30.077	25.834	39.393	24.850	218.6	1:30.077
2		1:25.928	22.125	38.769	25.034	223.6	2:57.580	2		1:24.978	21.964	38.168	24.846	225.4	2:55.055
3		1:24.742	21.958	38.182	24.602	222.6	4:22.322	3		1:24.667	21.825	38.321	24.521	226.8	4:19.722
4		1:24.986	22.068	38.273	24.645	224.0	5:47.308	4		1:24.521	21.712	38.140	24.669	228.3	5:44.243
5		1:24.684	21.971	38.136	24.577	223.1	7:11.992	5		1:24.560	21.914	38.017	24.629	226.8	7:08.803
6		1:24.704	21.922	38.205	24.577	224.0	8:36.696	6		1:24.313	21.824	38.068	24.421	226.8	8:33.116
7		1:24.807	21.926	38.134	24.747	223.6	10:01.503	7		1:24.543	21.815	38.140	24.588	227.8	9:57.659
8		1:24.764	21.977	38.018	24.769	223.1	11:26.267	8		1:24.447	21.937	38.039	24.471	226.4	11:22.106
9		1:24.486	21.898	37.991	24.597	221.7	12:50.753	9		1:24.265	21.901	38.040	24.324	225.0	12:46.371
10		1:24.368	21.801	38.092	24.475	221.3	14:15.121	10		1:24.258	21.679	38.080	24.499	226.4	14:10.629
11		1:24.576	21.821	38.040	24.715	223.6	15:39.697	11		1:24.421	21.901	37.969	24.551	225.4	15:35.050
12		1:25.014	22.187	38.228	24.599	221.7	17:04.711	12		1:24.807	21.916	38.229	24.662	224.5	16:59.857
13		1:24.875	22.051	38.129	24.695	222.6	18:29.586	13		1:24.322	21.894	37.956	24.472	224.0	18:24.179
14		1:24.707	22.104	38.061	24.542	221.7	19:54.293	14		1:24.149	21.915	37.808	24.426	225.0	19:48.328
15		1:24.500	21.895	38.012	24.593	222.6	21:18.793	15		1:24.211	21.828	37.915	24.468	225.0	21:12.539
16		1:24.403	21.891	37.973	24.539	223.6	22:43.196	16		1:24.390	21.904	37.934	24.552	224.5	22:36.929
17		1:24.520	21.855	38.027	24.638	223.6	24:07.716	17		1:24.930	22.007	38.350	24.573	224.5	24:01.859
18		1:24.664	21.916	38.047	24.701	224.5	25:32.380	18		1:24.620	21.940	38.090	24.590	225.4	25:26.479
19		1:24.599	21.929	37.933	24.737	223.1	26:56.979	19		1:24.657	21.963	38.165	24.529	225.0	26:51.136
20		1:25.093	21.938	38.193	24.962	223.6	28:22.072	20		1:25.019	22.075	38.318	24.626	225.0	28:16.155





Red Bull Ring
Euroformula Open
Race - 1
Lap Analysis



16

Andreas Estner

Dallara F320 HWA

25

Alexandre Bardinon

Dallara F320 HWA

Van Amersfoort Racing

Van Amersfoort Racing

Lap	D	Time	Sector 1	Sector 2	Sector 3	T. Spd	Elapsed	Lap	D	Time	Sector 1	Sector 2	Sector 3	T. Spd	Elapsed
1		1:30.651	26.144	39.483	25.024	221.3	1:30.651	1		1:39.336 P	26.523	40.640	32.173	225.0	1:39.336
2		1:25.169	22.151	38.312	24.706	222.6	2:55.820	2		2:21.406	1:17.183	38.402	25.821	217.7	4:00.742
3		1:25.102	22.023	38.292	24.787	222.2	4:20.922	3		1:25.406	22.398	38.295	24.713	219.5	5:26.148
4		1:24.854	22.029	38.089	24.736	223.1	5:45.776	4		1:25.163	22.177	38.170	24.816	220.4	6:51.311
5		1:24.681	22.048	37.932	24.701	223.1	7:10.457	5		1:24.693	22.122	37.944	24.627	221.3	8:16.004
6		1:24.549	22.017	37.996	24.536	222.2	8:35.006	6		1:24.494	22.104	37.862	24.528	220.8	9:40.498
7		1:24.688	21.997	38.116	24.575	222.2	9:59.694	7		1:25.242	22.513	38.074	24.655	219.0	11:05.740
8		1:24.576	22.023	37.898	24.655	222.6	11:24.270	8		1:24.500	22.049	37.895	24.556	220.4	12:30.240
9		1:24.474	21.933	37.936	24.605	222.2	12:48.744	9		1:24.902	22.088	38.173	24.641	221.7	13:55.142
10		1:24.234	21.918	37.882	24.434	222.2	14:12.978	10		1:25.076	22.117	38.208	24.751	220.8	15:20.218
11		1:24.342	21.922	37.849	24.571	221.7	15:37.320	11		1:24.799	22.004	37.962	24.833	220.4	16:45.017
12		1:24.346	21.957	37.900	24.489	221.7	17:01.666	12		1:25.979	22.074	37.926	25.979	221.3	18:10.996
13		1:24.372	21.898	37.896	24.578	223.1	18:26.038	13		1:25.027	22.178	37.963	24.886	220.8	19:36.023
14		1:24.582	21.905	38.034	24.643	222.6	19:50.620	14		1:24.681	22.154	37.969	24.558	221.7	21:00.704
15		1:24.747	22.122	38.024	24.601	221.7	21:15.367	15		1:25.300	22.106	38.326	24.868	222.6	22:26.004
16		1:24.421	21.992	37.953	24.476	222.6	22:39.788	16		1:28.211	22.134	41.242	24.835	221.3	23:54.215
17		1:24.596	22.081	38.032	24.483	222.2	24:04.384	17		1:25.254	22.034	38.302	24.918	224.0	25:19.469
18		1:24.227	22.005	37.814	24.408	223.1	25:28.611	18		1:24.953	22.064	38.103	24.786	223.1	26:44.422
19		1:24.244	21.998	37.908	24.338	223.1	26:52.855	19		1:25.143	22.189	38.133	24.821	221.3	28:09.565
20		1:24.308	21.976	37.936	24.396	224.0	28:17.163								

20

Yifei Ye

Dallara F320 Spiess

26

Ayrton Simmons

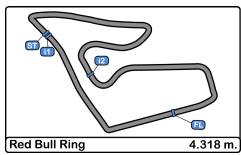
Dallara F320 HWA

Cryptotower Racing Team

Double R

Lap	D	Time	Sector 1	Sector 2	Sector 3	T. Spd	Elapsed	Lap	D	Time	Sector 1	Sector 2	Sector 3	T. Spd	Elapsed
1		1:28.492	25.455	38.443	24.594	216.8	1:28.492	1		1:33.137	27.556	39.896	25.685	224.0	1:33.137
2		1:24.663	22.122	38.026	24.515	220.8	2:53.155	2		1:25.332	22.176	38.290	24.866	221.7	2:58.469
3		1:24.365	21.955	37.952	24.458	220.4	4:17.520	3		1:24.960	21.970	38.243	24.747	223.1	4:23.429
4		1:24.212	21.944	37.887	24.381	220.8	5:41.732	4		1:24.744	21.913	38.149	24.682	225.9	5:48.173
5		1:23.981	21.818	37.786	24.377	222.2	7:05.713	5		1:24.778	21.900	38.027	24.851	225.9	7:12.951
6		1:24.182	21.898	37.778	24.506	222.6	8:29.895	6		1:24.934	21.971	38.199	24.764	224.5	8:37.885
7		1:23.939	21.878	37.680	24.381	221.7	9:53.834	7		1:24.680	21.978	38.016	24.686	222.6	10:02.565
8		1:23.995	21.882	37.697	24.416	221.3	11:17.829	8		1:24.517	21.978	37.945	24.594	224.0	11:27.082
9		1:24.028	21.887	37.748	24.393	221.3	12:41.857	9		1:24.467	21.923	38.086	24.458	224.0	12:51.549
10		1:23.544	21.758	37.530	24.256	221.7	14:05.401	10		1:24.480	21.868	37.962	24.650	225.9	14:16.029
11		1:24.004	21.874	37.664	24.466	222.2	15:29.405	11		1:24.611	21.898	37.933	24.780	224.0	15:40.640
12		1:23.739	21.815	37.591	24.333	220.8	16:53.144	12		1:24.750	22.033	38.104	24.613	222.2	17:05.390
13		1:23.764	21.806	37.505	24.453	221.3	18:16.908	13		1:24.833	21.915	38.253	24.665	227.3	18:30.223
14		1:23.897	21.872	37.596	24.429	221.3	19:40.805	14		1:24.882	21.949	38.234	24.699	225.0	19:55.105
15		1:23.841	21.824	37.597	24.420	222.6	21:04.646	15		1:24.445	21.804	38.045	24.596	226.4	21:19.550
16		1:23.901	21.814	37.588	24.499	223.1	22:28.547	16		1:24.589	21.837	38.080	24.672	223.6	22:44.139
17		1:24.050	21.775	37.796	24.479	222.6	23:52.597	17		1:24.618	21.948	38.115	24.555	224.0	24:08.757
18		1:23.843	21.873	37.562	24.408	222.6	25:16.440	18		1:24.740	21.823	38.073	24.844	223.6	25:33.497
19		1:23.913	21.866	37.690	24.357	221.7	26:40.353	19		1:24.736	21.878	38.093	24.765	224.5	26:58.233
20		1:24.089	21.887	37.777	24.425	222.6	28:04.442	20		1:25.093	21.937	38.305	24.851	224.5	28:23.326





Red Bull Ring
Euroformula Open
Race - 1
Lap Analysis



31

Zane Maloney

Dallara F320 Spiess

34

Shihab Al-Habsi

Dallara F320 HWA

R

Carlin

R

DRIVEX

Lap	D	Time	Sector 1	Sector 2	Sector 3	T. Spd	Elapsed	Lap	D	Time	Sector 1	Sector 2	Sector 3	T. Spd	Elapsed
1		1:57.976 P	26.403	46.753	44.820	224.0	1:57.976	1		1:34.652	27.578	40.607	26.467	218.1	1:34.652
2		2:07.791	1:03.010	39.516	25.265	215.1	4:05.767	2		1:26.650	22.302	39.248	25.100	223.1	3:01.302
3		1:26.899	22.181	38.306	26.412	221.7	5:32.666	3		1:25.878	22.247	38.615	25.016	220.4	4:27.180
4		1:31.750 P	22.254	38.944	30.552	221.3	7:04.416	4		1:25.857	22.240	38.511	25.106	225.0	5:53.037
5		4:50.470	3:46.537	38.834	25.099	216.0	11:54.886	5		1:28.283	22.566	39.176	26.541	223.1	7:21.320
6		1:25.010	22.126	38.057	24.827	220.8	13:19.896	6		1:26.016	22.259	38.613	25.144	224.5	8:47.336
7		1:24.504	22.037	37.887	24.580	221.7	14:44.400	7		1:25.392	22.088	38.269	25.035	223.6	10:12.728
8		1:25.192	22.181	38.090	24.921	219.9	16:09.592	8		1:25.333	22.129	38.293	24.911	220.8	11:38.061
9		1:29.901 P	22.145	37.918	29.838	220.8	17:39.493	9		1:34.899	22.173	38.408	34.318	224.0	13:12.960
10		4:02.007	2:58.783	38.452	24.772	218.1	21:41.500	10		1:26.764	23.224	38.328	25.212	222.2	14:39.724
11		1:24.531	22.017	37.945	24.569	220.8	23:06.031	11		1:25.921	22.286	38.309	25.326	221.3	16:05.645
12		1:24.457	22.043	37.961	24.453	221.3	24:30.488	12		1:25.872	22.210	38.512	25.150	220.4	17:31.517
13		1:24.772	21.948	38.327	24.497	221.3	25:55.260	13		1:25.769	22.116	38.429	25.224	223.1	18:57.286
14		1:24.861	22.039	37.922	24.900	221.3	27:20.121	14		1:25.804	22.277	38.306	25.221	224.0	20:23.090
15		1:24.716	22.058	38.095	24.563	220.8	28:44.837	15		1:25.873	22.346	38.392	25.135	223.1	21:48.963

33

Manuel Maldonado

Dallara F320 Spiess

Team Motopark

Lap	D	Time	Sector 1	Sector 2	Sector 3	T. Spd	Elapsed
1		1:29.659	25.921	38.837	24.901	223.1	1:29.659
2		1:24.849	22.012	38.095	24.742	221.7	2:54.508
3		1:24.654	22.050	38.000	24.604	221.3	4:19.162
4		1:24.590	21.988	37.950	24.652	222.2	5:43.752
5		1:24.511	21.935	37.975	24.601	222.2	7:08.263
6		1:24.284	21.935	37.849	24.500	222.2	8:32.547
7		1:24.588	21.995	37.948	24.645	221.7	9:57.135
8		1:24.283	21.967	37.796	24.520	221.3	11:21.418
9		1:24.284	21.925	37.849	24.510	220.8	12:45.702
10		1:24.243	21.933	37.819	24.491	221.3	14:09.945
11		1:24.340	21.871	37.859	24.610	220.8	15:34.285
12		1:24.307	21.915	37.806	24.586	219.9	16:58.592
13		1:24.329	21.950	37.809	24.570	221.3	18:22.921
14		1:23.980	21.877	37.664	24.439	222.2	19:46.901
15		1:24.226	21.874	37.846	24.506	221.3	21:11.127
16		1:24.314	21.887	37.829	24.598	221.7	22:35.441
17		1:24.212	21.830	37.911	24.471	222.2	23:59.653
18		1:24.457	21.992	37.864	24.601	222.2	25:24.110
19		1:24.611	21.885	38.035	24.691	222.2	26:48.721
20		1:24.559	22.027	37.907	24.625	222.2	28:13.280

99

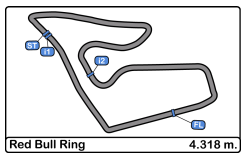
Rui Andrade

Dallara F320 Spiess

Cryptotower Racing Team

Lap	D	Time	Sector 1	Sector 2	Sector 3	T. Spd	Elapsed
1		1:34.898	27.775	40.655	26.468	225.0	1:34.898
2		1:27.366	22.227	39.369	25.770	227.3	3:02.264
3		1:26.551	22.182	39.346	25.023	222.6	4:28.815
4		1:25.263	22.104	38.240	24.919	224.0	5:54.078
5		1:26.651	22.082	39.235	25.334	225.0	7:20.729
6		1:25.451	21.963	38.541	24.947	223.1	8:46.180
7		1:25.274	22.151	38.169	24.954	220.8	10:11.454
8		1:24.773	21.990	37.994	24.789	221.3	11:36.227
9		1:24.701	22.029	38.037	24.635	221.3	13:00.928
10		1:24.479	22.011	37.970	24.498	220.8	14:25.407
11		1:24.422	21.939	37.963	24.520	221.3	15:49.829
12		1:24.948	22.023	38.269	24.656	220.8	17:14.777
13		1:24.715	22.014	38.023	24.678	221.7	18:39.492
14		1:24.490	21.972	37.935	24.583	222.2	20:03.982
15		1:24.315	21.844	37.958	24.513	221.7	21:28.297
16		1:25.112	21.921	38.408	24.783	221.7	22:53.409
17		1:24.760	21.992	37.898	24.870	221.7	24:18.169
18		1:24.967	21.914	38.435	24.618	222.6	25:43.136
19		1:24.980	22.055	38.188	24.737	222.2	27:08.116
20		1:25.026	21.973	38.569	24.484	223.1	28:33.142





Red Bull Ring
Euroformula Open
Race - 1
Analysis by Lap



Num	Lap Time	Gap
Lap 1		
20	1:28.492	
33	1:29.659	01.167
15	1:30.077	01.585
16	1:30.651	02.159
6	1:31.652	03.160
26	1:33.137	04.645
12	1:33.568	05.076
34	1:34.652	06.160
99	1:34.898	06.406
4	1:35.179	06.687
25	1:39.336	10.844
31	1:57.976	29.484
Num	Lap Time	Gap
Lap 2		
20	1:24.663	
33	1:24.849	01.353
15	1:24.978	01.900
16	1:25.169	02.665
6	1:25.928	04.425
26	1:25.332	05.314
12	1:25.933	06.346
34	1:26.650	08.147
99	1:27.366	09.109
4	1:27.412	09.436
25	2:21.406	1:07.587
31	2:07.791	1:12.612
Num	Lap Time	Gap
Lap 3		
20	1:24.365	
33	1:24.654	01.642
15	1:24.667	02.202
16	1:25.102	03.402
6	1:24.742	04.802
26	1:24.960	05.909
12	1:25.355	07.336
34	1:25.878	09.660
4	1:25.548	10.619
99	1:26.551	11.295
25	1:25.406	1:08.628

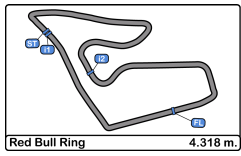
Num	Lap Time	Gap
31	1:26.899	1:15.146
Num	Lap Time	Gap
Lap 4		
20	1:24.212	
33	1:24.590	02.020
15	1:24.521	02.511
16	1:24.854	04.044
6	1:24.986	05.576
26	1:24.744	06.441
12	1:25.048	08.172
34	1:25.857	11.305
4	1:25.072	11.479
99	1:25.263	12.346
25	1:25.163	1:09.579
31	1:31.750	1:22.684
Num	Lap Time	Gap
Lap 5		
20	1:23.981	
33	1:24.511	02.550
15	1:24.560	03.090
16	1:24.681	04.744
6	1:24.684	06.279
26	1:24.778	07.238
12	1:24.965	09.156
4	1:26.312	13.810
99	1:26.651	15.016
34	1:28.283	15.607
25	1:24.693	1:10.291
Num	Lap Time	Gap
Lap 6		
20	1:24.182	
33	1:24.284	02.652
15	1:24.313	03.221
16	1:24.549	05.111
6	1:24.704	06.801
26	1:24.934	07.990
12	1:24.985	09.959
4	1:24.387	14.015
99	1:25.451	16.285
34	1:26.016	17.441

Num	Lap Time	Gap
25	1:24.494	1:10.603
Num	Lap Time	Gap
Lap 7		
20	1:23.939	
33	1:24.588	03.301
15	1:24.543	03.825
16	1:24.688	05.860
6	1:24.807	07.669
26	1:24.680	08.731
12	1:24.862	10.882
4	1:24.461	14.537
99	1:25.274	17.620
34	1:25.392	18.894
25	1:25.242	1:11.906
Num	Lap Time	Gap
Lap 8		
20	1:23.995	
33	1:24.283	03.589
15	1:24.447	04.277
16	1:24.576	06.441
6	1:24.764	08.438
26	1:24.517	09.253
12	1:24.976	11.863
4	1:24.408	14.950
99	1:24.773	18.398
34	1:25.333	20.232
31	4:50.470	3 Laps
25	1:24.500	1:12.411
Num	Lap Time	Gap
Lap 9		
20	1:24.028	
33	1:24.284	03.845
15	1:24.265	04.514
16	1:24.474	06.887
6	1:24.486	08.896
26	1:24.467	09.692
12	1:24.820	12.655
4	1:24.174	15.096
99	1:24.701	19.071
34	1:34.899	31.103

Num	Lap Time	Gap
31	1:25.010	3 Laps
25	1:24.902	1:13.285
Num	Lap Time	Gap
Lap 10		
20	1:23.544	
33	1:24.243	04.544
15	1:24.258	05.228
16	1:24.234	07.577
6	1:24.368	09.720
26	1:24.480	10.628
12	1:24.709	13.820
4	1:24.105	15.657
99	1:24.479	20.006
34	1:26.764	34.323
31	1:24.504	3 Laps
25	1:25.076	1:14.817
Num	Lap Time	Gap
Lap 11		
20	1:24.004	
33	1:24.340	04.880
15	1:24.421	05.645
16	1:24.342	07.915
6	1:24.576	10.292
26	1:24.611	11.235
12	1:24.892	14.708
4	1:24.441	16.094
99	1:24.422	20.424
34	1:25.921	36.240
31	1:25.192	3 Laps
25	1:24.799	1:15.612
Num	Lap Time	Gap
Lap 12		
20	1:23.739	
33	1:24.307	05.448
15	1:24.807	06.713
16	1:24.346	08.522
6	1:25.014	11.567
26	1:24.750	12.246
12	1:24.830	15.799
4	1:24.564	16.919

Num	Lap Time	Gap
99	1:24.948	21.633
34	1:25.872	38.373
31	1:29.901	3 Laps
25	1:25.979	1:17.852
Num	Lap Time	Gap
Lap 13		
20	1:23.764	
33	1:24.329	06.013
15	1:24.322	07.271
16	1:24.372	09.130
6	1:24.875	12.678
26	1:24.833	13.315
12	1:24.728	16.763
4	1:24.539	17.694
99	1:24.715	22.584
34	1:25.769	40.378
25	1:25.027	1:19.115
Num	Lap Time	Gap
Lap 14		
20	1:23.897	
33	1:23.980	06.096
15	1:24.149	07.523
16	1:24.582	09.815
6	1:24.707	13.488
26	1:24.882	14.300
12	1:24.656	17.522
4	1:24.526	18.323
99	1:24.490	23.177
34	1:25.804	42.285
25	1:24.681	1:19.899
Num	Lap Time	Gap
Lap 15		
20	1:23.841	
33	1:24.226	06.481
15	1:24.211	07.893
16	1:24.747	10.721
6	1:24.500	14.147
26	1:24.445	14.904
12	1:24.734	18.415
4	1:24.644	19.126





Red Bull Ring
Euroformula Open
Race - 1
Analysis by Lap



Num	Lap Time	Gap
99	1:24.315	23.651
31	4:02.007	5 Laps
34	1:25.873	44.317
25	1:25.300	1:21.358

Num	Lap Time	Gap
-----	----------	-----

Lap 16

20	1:23.901	
33	1:24.314	06.894
15	1:24.390	08.382
16	1:24.421	11.241
6	1:24.403	14.649
26	1:24.589	15.592
12	1:24.863	19.377
4	1:24.787	20.012
99	1:25.112	24.862
31	1:24.531	5 Laps
34	1:25.978	46.394

Num	Lap Time	Gap
-----	----------	-----

Lap 17

20	1:24.050	
25	1:28.211	1 Lap
33	1:24.212	07.056
15	1:24.930	09.262
16	1:24.596	11.787
6	1:24.520	15.119
26	1:24.618	16.160
12	1:24.969	20.296
4	1:24.949	20.911
99	1:24.760	25.572
31	1:24.457	5 Laps
34	1:25.711	48.055

Num	Lap Time	Gap
-----	----------	-----

Lap 18

20	1:23.843	
25	1:25.254	1 Lap
33	1:24.457	07.670
15	1:24.620	10.039
16	1:24.227	12.171
6	1:24.664	15.940
26	1:24.740	17.057

Num	Lap Time	Gap
12	1:25.026	21.479
4	1:24.912	21.980
99	1:24.967	26.696
31	1:24.772	5 Laps
34	1:26.096	50.308

Num	Lap Time	Gap
-----	----------	-----

Lap 19

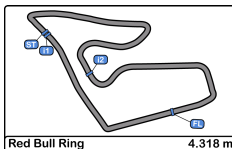
20	1:23.913	
25	1:24.953	1 Lap
33	1:24.611	08.368
15	1:24.657	10.783
16	1:24.244	12.502
6	1:24.599	16.626
26	1:24.736	17.880
12	1:24.708	22.274
4	1:24.981	23.048
99	1:24.980	27.763
31	1:24.861	5 Laps
34	1:25.956	52.351

Num	Lap Time	Gap
-----	----------	-----

Lap 20

20	1:24.089	
25	1:25.143	1 Lap
33	1:24.559	08.838
15	1:25.019	11.713
16	1:24.308	12.721
6	1:25.093	17.630
26	1:25.093	18.884
12	1:24.915	23.100
4	1:24.947	23.906
99	1:25.026	28.700
31	1:24.716	5 Laps
34	1:25.946	54.208



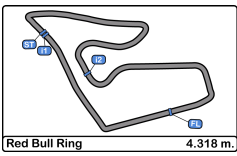


Red Bull Ring
Euroformula Open
Race - 1
Best Sectors Results



Sector - 1				Sector - 2				Sector - 3				Ideal Lap vs Best Lap				
Clas	Nº	Driver	Time	Nº	Driver	Time	Nº	Driver	Time	Clas	Nº	Driver	Ideal Lap	Best Lap	Clas	
1	15	Sebastian Estner	21.679	20	Yifei Ye	37.505	20	Yifei Ye	24.256	1	20	Yifei Ye	1:23.519	1:23.544	1	
2	20	Yifei Ye	21.758	33	Manuel Maldonado	37.664	15	Sebastian Estner	24.324	2	15	Sebastian Estner	1:23.811	1:24.149	4	
3	6	Ido Cohen	21.801	4	Niklas Krütten	37.782	16	Andreas Estner	24.338	3	33	Manuel Maldonado	1:23.933	1:23.980	2	
4	26	Ayrton Simmons	21.804	15	Sebastian Estner	37.808	4	Niklas Krütten	24.385	4	4	Niklas Krütten	1:24.018	1:24.105	3	
5	33	Manuel Maldonado	21.830	16	Andreas Estner	37.814	33	Manuel Maldonado	24.439	5	16	Andreas Estner	1:24.050	1:24.227	5	
6	99	Rui Andrade	21.844	12	Glenn Van Berlo	37.842	31	Zane Maloney	24.453	6	26	Ayrton Simmons	1:24.195	1:24.445	8	
7	4	Niklas Krütten	21.851	25	Alexandre Bardinon	37.862	26	Ayrton Simmons	24.458	7	6	Ido Cohen	1:24.209	1:24.368	7	
8	16	Andreas Estner	21.898	31	Zane Maloney	37.887	6	Ido Cohen	24.475	8	99	Rui Andrade	1:24.226	1:24.315	6	
9	31	Zane Maloney	21.948	99	Rui Andrade	37.898	99	Rui Andrade	24.484	9	31	Zane Maloney	1:24.288	1:24.457	9	
10	25	Alexandre Bardinon	22.004	6	Ido Cohen	37.933	25	Alexandre Bardinon	24.528	10	25	Alexandre Bardinon	1:24.394	1:24.494	10	
11	12	Glenn Van Berlo	22.047	26	Ayrton Simmons	37.933	12	Glenn Van Berlo	24.539	11	12	Glenn Van Berlo	1:24.428	1:24.656	11	
12	34	Shihab Al-Habsi	22.088	34	Shihab Al-Habsi	38.269	34	Shihab Al-Habsi	24.911	12	34	Shihab Al-Habsi	1:25.268	1:25.333	12	



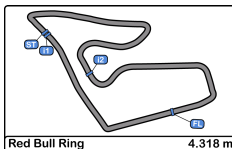


Red Bull Ring
Euroformula Open
Race - 1
Leader Sequence



Nº	Entrant	Nat	Driver	Nat	Cat	Chassis	Team	Start Lap	End Lap	Laps	Total Laps
20	Cryptotower Racing	CHN	Yifei Ye	CHN		Dallara F320 Spiess	Cryptotower Racing	1	20	20	20



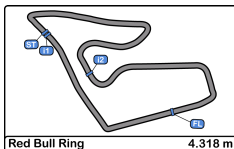


Red Bull Ring
Euroformula Open
Race - 1
Best 5 Lap Times



Cls	Nº	Entrant	Nat	Driver	Nat	Cat	Cls	Chassis - Engine	Team	Best 1		Best 2		Best 3		Best 4		Best 5	
										Time	Lap	Time	Lap	Time	Lap	Time	Lap	Time	Lap
1	20	Cryptotower Racing		Yifei Ye				Dallara F320 Spiess	Cryptotower Racing	1:23.544	10	1:23.739	12	1:23.764	13	1:23.841	15	1:23.843	18
2	33	Team Motopark		Manuel Maldonado				Dallara F320 Spiess	Team Motopark	1:23.980	14	1:24.212	17	1:24.226	15	1:24.243	10	1:24.283	8
3	4	Team Motopark		Niklas Krütten		R	1	Dallara F320 Spiess	Team Motopark	1:24.105	10	1:24.174	9	1:24.387	6	1:24.408	8	1:24.441	11
4	15	Van Amersfoort Racing		Sebastian Estner		R	2	Dallara F320 HWA	Van Amersfoort Racing	1:24.149	14	1:24.211	15	1:24.258	10	1:24.265	9	1:24.313	6
5	16	Van Amersfoort Racing		Andreas Estner				Dallara F320 HWA	Van Amersfoort Racing	1:24.227	18	1:24.234	10	1:24.244	19	1:24.308	20	1:24.342	11
6	99	Cryptotower Racing		Rui Andrade				Dallara F320 Spiess	Cryptotower Racing	1:24.315	15	1:24.422	11	1:24.479	10	1:24.490	14	1:24.701	9
7	6	Carlin		Ido Cohen				Dallara F320 Spiess	Carlin	1:24.368	10	1:24.403	16	1:24.486	9	1:24.500	15	1:24.520	17
8	26	Double R		Ayrton Simmons				Dallara F320 HWA	Double R	1:24.445	15	1:24.467	9	1:24.480	10	1:24.517	8	1:24.589	16
9	31	Carlin		Zane Maloney		R	3	Dallara F320 Spiess	Carlin	1:24.457	12	1:24.504	7	1:24.531	11	1:24.716	15	1:24.772	13
10	25	Van Amersfoort Racing		Alexandre Bardinon				Dallara F320 HWA	Van Amersfoort Racing	1:24.494	6	1:24.500	8	1:24.681	14	1:24.693	5	1:24.799	11
11	12	DRIVEX		Glenn Van Berlo		R	4	Dallara F320 HWA	DRIVEX	1:24.656	14	1:24.708	19	1:24.709	10	1:24.728	13	1:24.734	15
12	34	DRIVEX		Shihab Al-Habsi		R	5	Dallara F320 HWA	DRIVEX	1:25.333	8	1:25.392	7	1:25.711	17	1:25.769	13	1:25.804	14



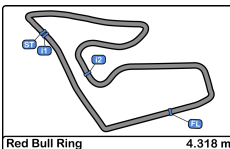


Red Bull Ring
Euroformula Open
Race - 1
Best 5 Top Speeds



Cls	Nº	Entrant	Nat	Driver	Nat	Cat	Cls	Chassis - Engine	Team	Top 1		Top 2		Top 3		Top 4		Top 5		Avg
										Km/h	Lap	Km/h	Lap	Km/h	Lap	Km/h	Lap	Km/h	Lap	
1	4	Team Motopark	DEU	Niklas Krütten	DEU	R	1	Dallara F320 Spiess	Team Motopark	228.8	3	226.4	2	226.4	18	226.4	19	225.9	17	226.8
2	15	Van Amersfoort Racing	NLD	Sebastian Estner	DEU	R	2	Dallara F320 HWA	Van Amersfoort Racing	228.3	4	227.8	7	226.8	3	226.8	5	226.8	6	227.3
3	26	Double R	GBR	Ayrton Simmons	GBR			Dallara F320 HWA	Double R	227.3	13	226.4	15	225.9	4	225.9	5	225.9	10	226.3
4	99	Cryptotower Racing	JPN	Rui Andrade	AGO			Dallara F320 Spiess	Cryptotower Racing	227.3	2	225.0	1	225.0	5	224.0	4	223.1	6	224.9
5	25	Van Amersfoort Racing	NLD	Alexandre Bardoin	FRA			Dallara F320 HWA	Van Amersfoort Racing	225.0	1	224.0	17	223.1	18	222.6	15	221.7	9	223.3
6	34	DRIVEX	ESP	Shihab Al-Habsi	OMN	R	3	Dallara F320 HWA	DRIVEX	225.0	4	224.5	6	224.0	9	224.0	14	223.6	7	224.2
7	6	Carlin	GBR	Ido Cohen	ISR			Dallara F320 Spiess	Carlin	224.5	18	224.0	1	224.0	4	224.0	6	223.6	2	224.0
8	16	Van Amersfoort Racing	NLD	Andreas Estner	DEU			Dallara F320 HWA	Van Amersfoort Racing	224.0	20	223.1	4	223.1	5	223.1	13	223.1	18	223.3
9	31	Carlin	GBR	Zane Maloney	BRB	R	4	Dallara F320 Spiess	Carlin	224.0	1	221.7	3	221.7	7	221.3	4	221.3	12	222.0
10	12	DRIVEX	ESP	Glenn Van Berlo	NLD	R	5	Dallara F320 HWA	DRIVEX	223.6	2	222.6	3	222.6	5	222.6	16	222.6	18	222.8
11	20	Cryptotower Racing	JPN	Yifei Ye	CHN			Dallara F320 Spiess	Cryptotower Racing	223.1	16	222.6	6	222.6	15	222.6	17	222.6	18	222.7
12	33	Team Motopark	DEU	Manuel Maldonado	VEN			Dallara F320 Spiess	Team Motopark	223.1	1	222.2	4	222.2	5	222.2	6	222.2	14	222.4



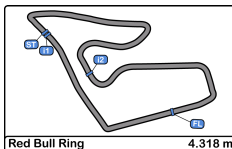


Red Bull Ring
Euroformula Open
Race - 1
Fastest Laps Sequence



Lap	Time of Day	Session Time	Nº	Entrant	Nat	Driver	Nat	Cat	Chassis - Engine	Team	Time	Km/h
2	15:25:31.276	2:53.276	20	Cryptotower Racing Team	● JPN	Yifei Ye	🇨🇳 CHN		Dallara F320 Spiess	Cryptotower Racing Team	1:24.663	183.6
3	15:26:55.641	4:17.641	20	Cryptotower Racing Team	● JPN	Yifei Ye	🇨🇳 CHN		Dallara F320 Spiess	Cryptotower Racing Team	1:24.365	184.2
4	15:28:19.853	5:41.853	20	Cryptotower Racing Team	● JPN	Yifei Ye	🇨🇳 CHN		Dallara F320 Spiess	Cryptotower Racing Team	1:24.212	184.5
5	15:29:43.834	7:05.834	20	Cryptotower Racing Team	● JPN	Yifei Ye	🇨🇳 CHN		Dallara F320 Spiess	Cryptotower Racing Team	1:23.981	185.0
7	15:32:31.955	9:53.955	20	Cryptotower Racing Team	● JPN	Yifei Ye	🇨🇳 CHN		Dallara F320 Spiess	Cryptotower Racing Team	1:23.939	185.1
10	15:36:43.523	14:05.523	20	Cryptotower Racing Team	● JPN	Yifei Ye	🇨🇳 CHN		Dallara F320 Spiess	Cryptotower Racing Team	1:23.544	186.0



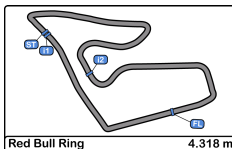


Red Bull Ring
Euroformula Open
Race - 1
Event Best Maximum Speed



Nº	Entrant	Nat	Driver	Nat	Cat	Clas	Chassis - Engine	Team	Km/h	Session
4	Team Motopark	DEU	Niklas Krütten	DEU	R	1	Dallara F320 Spiess	Team Motopark	228.8	Race - 1
15	Van Amersfoort Racing	NLD	Sebastian Estner	DEU	R	2	Dallara F320 HWA	Van Amersfoort Racing	228.3	Race - 1
34	DRIVEX	ESP	Shihab Al-Habsi	OMN	R	3	Dallara F320 HWA	DRIVEX	227.8	Qualifying - 1
99	Cryptotower Racing Team	JPN	Rui Andrade	AGO			Dallara F320 Spiess	Cryptotower Racing Team	227.3	Race - 1
26	Double R	GBR	Ayrton Simmons	GBR			Dallara F320 HWA	Double R	227.3	Race - 1
31	Carlin	GBR	Zane Maloney	BRB	R	4	Dallara F320 Spiess	Carlin	226.4	Free Practice - 2
6	Carlin	GBR	Ido Cohen	ISR			Dallara F320 Spiess	Carlin	225.9	Qualifying - 1
16	Van Amersfoort Racing	NLD	Andreas Estner	DEU			Dallara F320 HWA	Van Amersfoort Racing	225.4	Qualifying - 1
25	Van Amersfoort Racing	NLD	Alexandre Bardinon	FRA			Dallara F320 HWA	Van Amersfoort Racing	225.0	Race - 1
20	Cryptotower Racing Team	JPN	Yifei Ye	CHN			Dallara F320 Spiess	Cryptotower Racing Team	223.6	Free Practice - 2
12	DRIVEX	ESP	Glenn Van Berlo	NLD	R	5	Dallara F320 HWA	DRIVEX	223.6	Race - 1
33	Team Motopark	DEU	Manuel Maldonado	VEN			Dallara F320 Spiess	Team Motopark	223.1	Race - 1





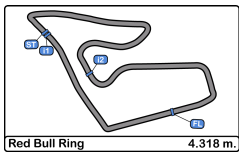
Red Bull Ring
Euroformula Open
Race - 1
Lap Chart



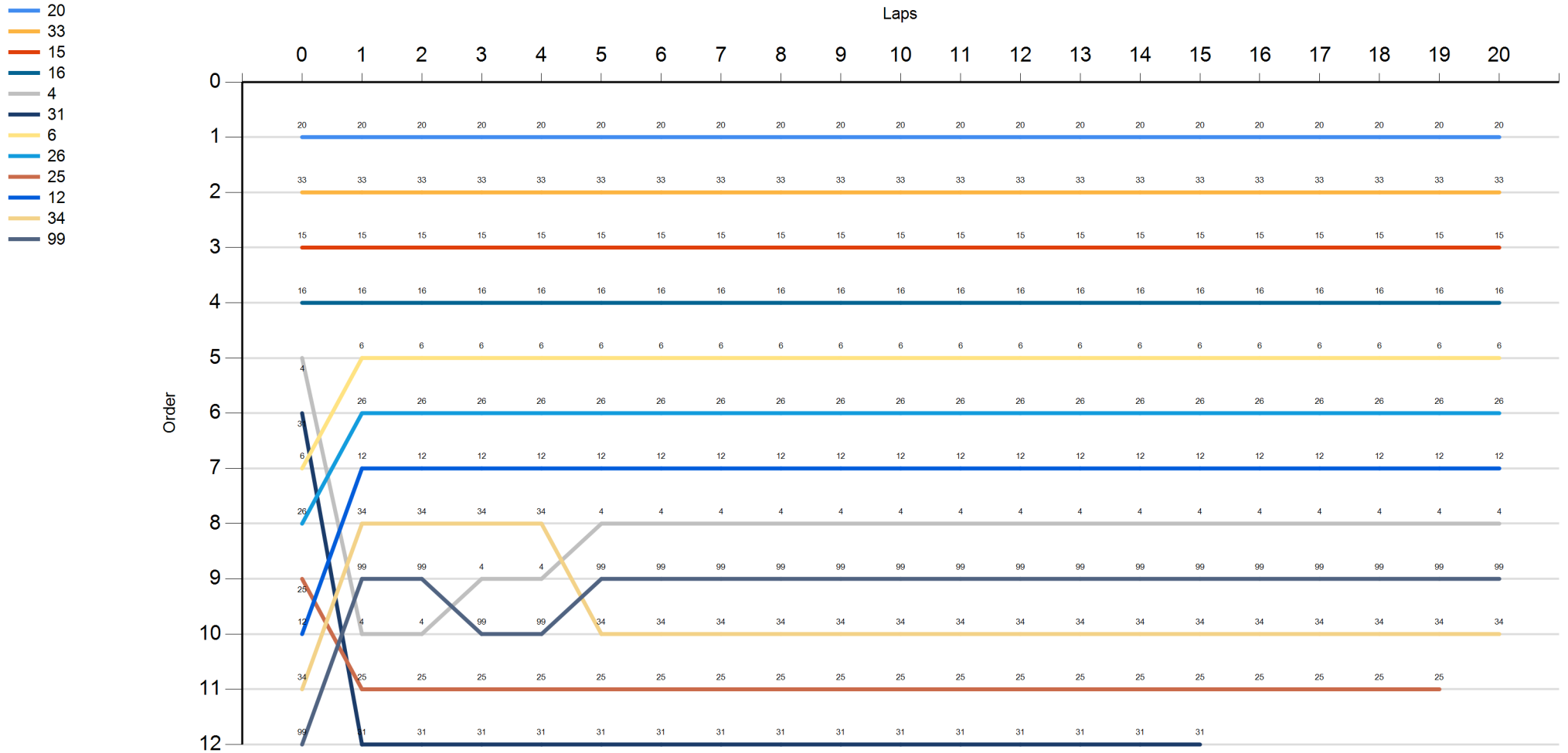
LAP

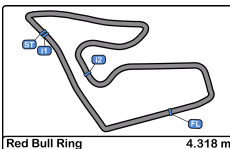
Nr	Po	Grid	1	2	3	4	5	6	7	8	9	10	11	12	13	14	15	16	17	18	19	20	
20	1	20	20	20	20	20	20	20	20	20	20	20	20	20	20	20	20	20	20	20	20	20	
33	2	33	33	33	33	33	33	33	33	33	33	33	33	33	33	33	33	33	33	33	33	33	33
15	3	15	15	15	15	15	15	15	15	15	15	15	15	15	15	15	15	15	15	15	15	15	15
16	4	16	16	16	16	16	16	16	16	16	16	16	16	16	16	16	16	16	16	16	16	16	16
4	5	4	6	6	6	6	6	6	6	6	6	6	6	6	6	6	6	6	6	6	6	6	6
31	6	31	26	26	26	26	26	26	26	26	26	26	26	26	26	26	26	26	26	26	26	26	26
6	7	6	12	12	12	12	12	12	12	12	12	12	12	12	12	12	12	12	12	12	12	12	12
26	8	26	34	34	34	34	4	4	4	4	4	4	4	4	4	4	4	4	4	4	4	4	4
25	9	25	99	99	4	4	99	99	99	99	99	99	99	99	99	99	99	99	99	99	99	99	99
12	10	12	4	4	99	99	34	34	34	34	34	34	34	34	34	34	34	34	34	34	34	34	34
34	11	34	25	25	25	25	25	25	25	25	25	25	25	25	25	25	25	25	25	25	25	25	25
99	12	99	31	31	31	31	31	31	31	31	31	31	31	31	31	31	31	31	31	31	31	31	31





Red Bull Ring
Euroformula Open
Race - 1
Graphic Lap Chart





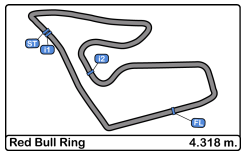
Red Bull Ring
Euroformula Open
Race - 1
Pit Stop Analysis

Red Bull Ring 4.318 m.



Nr.	In Day Time	Entrant	Nat	Driver	Nat	Cat	Chassis - Engine	Team	In Time	Stop N°	Pit Time	Handicap	Penalty
25	15:24:12.869	Van Amersfoort Racing	NLD	Alexandre Bardinon	FRA		Dallara F320 HWA	Van Amersfoort Racing	1:34.748	1	1:01.071		
31	15:24:31.226	Carlin	GB	Zane Maloney	BR	R	Dallara F320 Spiess	Carlin	1:53.105	1	46.309		
31	15:29:37.920	Carlin	GB	Zane Maloney	BR	R	Dallara F320 Spiess	Carlin	6:59.799	2	3:29.281		
31	15:40:13.051	Carlin	GB	Zane Maloney	BR	R	Dallara F320 Spiess	Carlin	17:34.930	3	2:41.969		

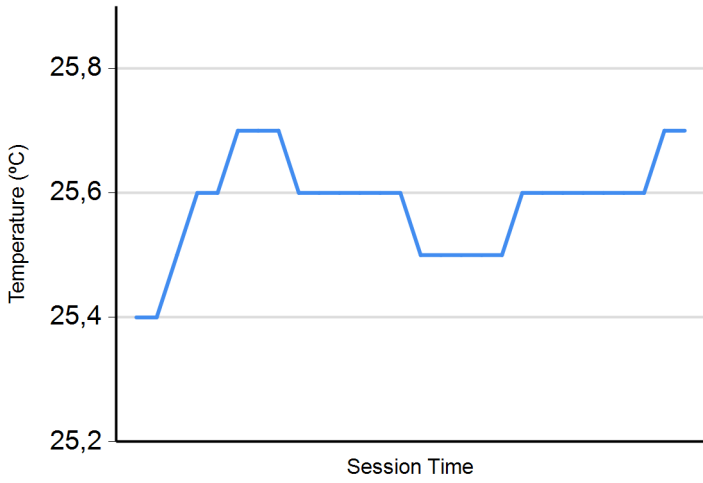




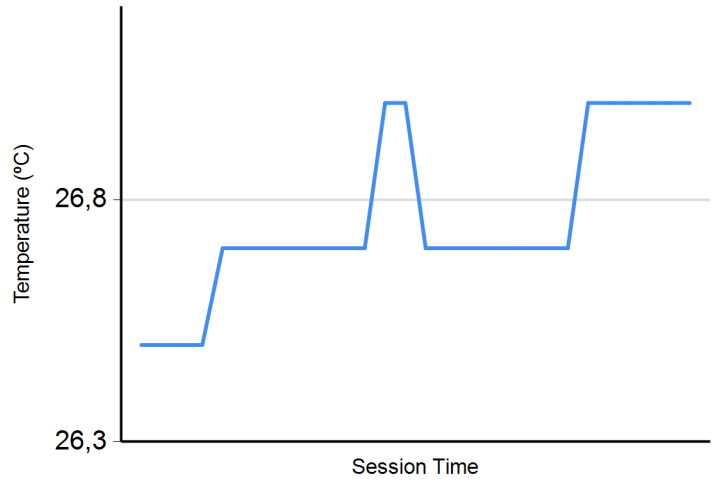
Red Bull Ring
Euroformula Open
Race - 1
Weather Report



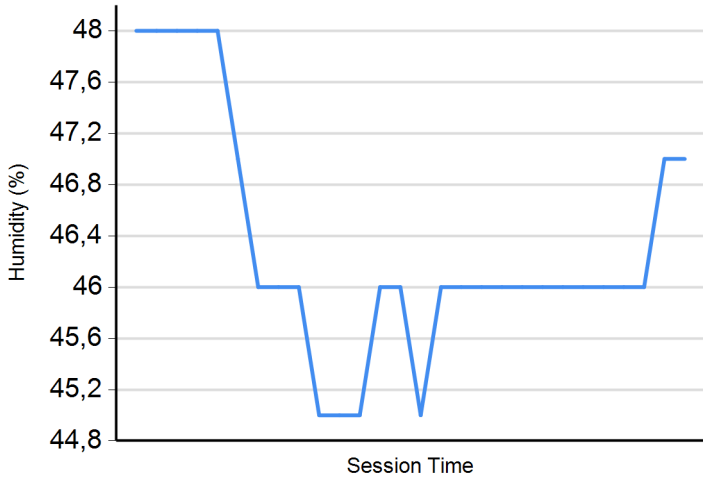
Air Temperature



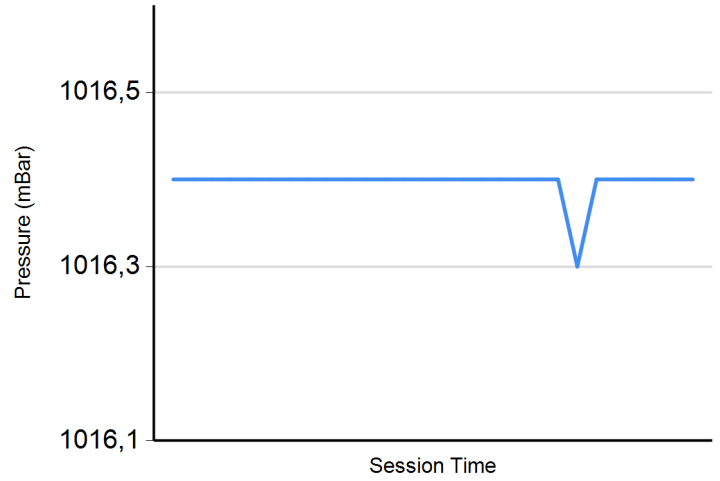
Track Temperature



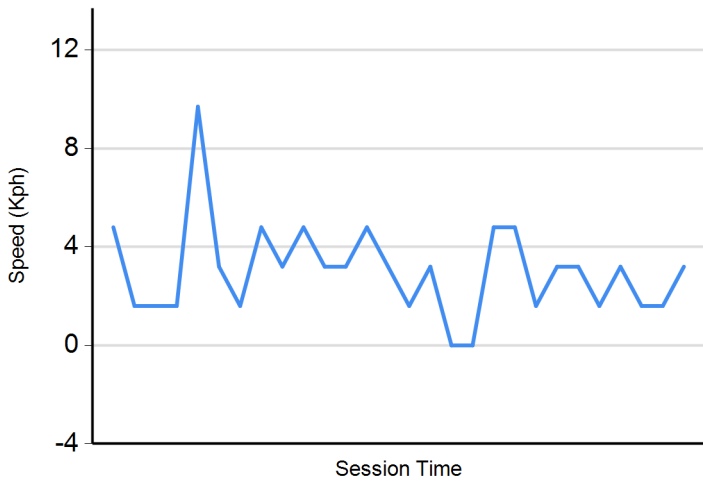
Humidity



Pressure



Wind Speed



Wind direction

North = 0°/360° Est = 90° South = 180° West = 270°

