

Red Bull Ring
Euroformula Open
Qualifying - 2
Provisional Results



Clas	Nº	Entrant	Nat	Driver	Nat	Cat	Clas	Chassis - Engine	Team	Laps	Best	Time	Gap	Interval	Km/h
1	20	Cryptotower Racing	JPN	Yifei Ye	CHN			Dallara F320 Spiess	Cryptotower Racing	15	15	1:22.310			188.8
2	15	Van Amersfoort	NLD	Sebastian Estner	DEU	R	1	Dallara F320 HWA	Van Amersfoort	13	13	1:22.697	0.387	0.387	187.9
3	16	Van Amersfoort	NLD	Andreas Estner	DEU			Dallara F320 HWA	Van Amersfoort	14	14	1:22.697	0.387	0.000	187.9
4	33	Team Motopark	DEU	Manuel Maldonado	VEN			Dallara F320 Spiess	Team Motopark	16	15	1:22.731	0.421	0.034	187.8
5	4	Team Motopark	DEU	Niklas Krütten	DEU	R	2	Dallara F320 Spiess	Team Motopark	15	14	1:22.871	0.561	0.140	187.5
6	6	Carlin	GBR	Ido Cohen	ISR			Dallara F320 Spiess	Carlin	16	15	1:23.136	0.826	0.265	186.9
7	99	Cryptotower Racing	JPN	Rui Andrade	AGO			Dallara F320 Spiess	Cryptotower Racing	16	15	1:23.181	0.871	0.045	186.8
8	26	Double R	GBR	Ayrton Simmons	GBR			Dallara F320 HWA	Double R	16	13	1:23.518	1.208	0.337	186.1
9	12	DRIVEX	ESP	Glenn Van Berlo	NLD	R	3	Dallara F320 HWA	DRIVEX	16	14	1:23.541	1.231	0.023	186.0
10	34	DRIVEX	ESP	Shihab Al-Habsi	OMN	R	4	Dallara F320 HWA	DRIVEX	17	15	1:23.698	1.388	0.157	185.7
11	31	Carlin	GBR	Zane Maloney	BRB	R	5	Dallara F320 Spiess	Carlin	16	13	1:23.714	1.404	0.016	185.6
12	25	Van Amersfoort	NLD	Alexandre Bardinon	FRA			Dallara F320 HWA	Van Amersfoort	9	9	1:23.986	1.676	0.272	185.0

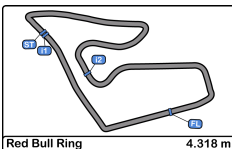
CAR 25 TIME 1:24.005 DELETED TRACK LIMITS AT T 1
 CAR 20 TIME 1:23.123 DELETED TRACK LIMITS AT T 1
 CAR 26 TIME 1:23.431 DELETED TRACK LIMITS AT T 10 - FOLOWING LAP 1:23.244 WILL ALSO BE DELETED

Published at:.....

Track Temp: 17.0 °C Air Temp: 14.8 °C Humidity: 89 % Track Status: DRY

Stewards:	Race Director:	Timekeeper: 
-----------	----------------	---





Red Bull Ring
Euroformula Open
Qualifying - 2
Provisional Results by Class



Clas	Nº	Entrant	Nat	Driver	Nat	Cat	Clas	Chassis - Engine	Team	Laps	Best	Time	Gap	Interval	Km/h
1	20	Cryptotower Racing		Yifei Ye				Dallara F320 Spiess	Cryptotower Racing	15	15	1:22.310			188.8
2	16	Van Amersfoort		Andreas Estner				Dallara F320 HWA	Van Amersfoort	14	14	1:22.697	0.387	0.387	187.9
3	33	Team Motopark		Manuel Maldonado				Dallara F320 Spiess	Team Motopark	16	15	1:22.731	0.421	0.034	187.8
4	6	Carlin		Ido Cohen				Dallara F320 Spiess	Carlin	16	15	1:23.136	0.826	0.405	186.9
5	99	Cryptotower Racing		Rui Andrade				Dallara F320 Spiess	Cryptotower Racing	16	15	1:23.181	0.871	0.045	186.8
6	26	Double R		Ayrton Simmons				Dallara F320 HWA	Double R	16	13	1:23.518	1.208	0.337	186.1
7	25	Van Amersfoort		Alexandre Bardinon				Dallara F320 HWA	Van Amersfoort	9	9	1:23.986	1.676	0.468	185.0

Rookie

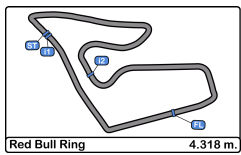
1	15	Van Amersfoort		Sebastian Estner		R	1	Dallara F320 HWA	Van Amersfoort	13	13	1:22.697			187.9
2	4	Team Motopark		Niklas Krütten		R	2	Dallara F320 Spiess	Team Motopark	15	14	1:22.871	0.174	0.174	187.5
3	12	DRIVEX		Glenn Van Berlo		R	3	Dallara F320 HWA	DRIVEX	16	14	1:23.541	0.844	0.670	186.0
4	34	DRIVEX		Shihab Al-Habsi		R	4	Dallara F320 HWA	DRIVEX	17	15	1:23.698	1.001	0.157	185.7
5	31	Carlin		Zane Maloney		R	5	Dallara F320 Spiess	Carlin	16	13	1:23.714	1.017	0.016	185.6

Published at:.....

Track Temp: 17.0 °C Air Temp: 14.8 °C Humidity: 89 % Track Status: DRY

Stewards:	Race Director:	Timekeeper:
------------------	-----------------------	--------------------





Red Bull Ring
Euroformula Open
Qualifying - 2
Lap Analysis



4

Niklas Krütten

Dallara F320 Spiess

15

Sebastian Estner

Dallara F320 HWA

R

Team Motopark

R

Van Amersfoort Racing

Lap D	Time	Sector 1	Sector 2	Sector 3	T. Spd	Elapsed	Lap D	Time	Sector 1	Sector 2	Sector 3	T. Spd	Elapsed
1	8:32:38.880	8:31:25.584	45.444	27.852	190.1	8:32:38.880	1	8:31:50.898	8:30:35.970	46.509	28.419	159.2	8:31:50.898
2	1:35.169	26.374	43.331	25.464	177.6	8:34:14.049	2	1:37.852	24.360	44.672	28.820	174.7	8:33:28.750
3	1:24.522	22.087	38.203	24.232	217.7	8:35:38.571	3	1:28.243	22.382	38.471	27.390	218.1	8:34:56.993
4	1:24.029	21.882	37.975	24.172	219.0	8:37:02.600	4	1:24.683	22.161	38.281	24.241	219.9	8:36:21.676
5	1:26.375	23.729	38.528	24.118	211.3	8:38:28.975	5	1:32.814 P	22.053	38.020	32.741	220.4	8:37:54.490
6	1:23.589	21.813	37.780	23.996	219.5	8:39:52.564	6	7:12.614	6:01.635	44.737	26.242	154.2	8:45:07.104
7	1:23.319	21.793	37.631	23.895	220.4	8:41:15.883	7	1:26.852	22.919	39.130	24.803	218.6	8:46:33.956
8	1:33.321 P	21.950	38.052	33.319	219.5	8:42:49.204	8	1:39.736 P	22.016	38.397	39.323	220.4	8:48:13.692
9	6:22.109 P	4:24.904	48.149	1:09.056	195.2	8:49:11.313	9	3:21.648	2:18.298	38.939	24.411	201.4	8:51:35.340
10	3:08.345	2:02.336	40.681	25.328	202.2	8:52:19.658	10	1:24.063	22.100	37.836	24.127	219.9	8:52:59.403
11	1:25.812	22.791	38.684	24.337	213.0	8:53:45.470	11	1:23.834	21.938	37.946	23.950	220.4	8:54:23.237
12	1:23.164	21.749	37.553	23.862	219.5	8:55:08.634	12	1:23.086	21.755	37.374	23.957	220.8	8:55:46.323
13	1:22.999	21.756	37.402	23.841	220.4	8:56:31.633	13	1:22.697	21.681	37.273	23.743	221.7	8:57:09.020
14	1:22.871	21.763	37.346	23.762	220.4	8:57:54.504	14		21.766	37.286		221.3	
15	1:44.590 P	23.492	43.425	37.673	174.7	8:59:39.094							

6

Ido Cohen

Dallara F320 Spiess

16

Andreas Estner

Dallara F320 HWA

Carlin

Van Amersfoort Racing

Lap D	Time	Sector 1	Sector 2	Sector 3	T. Spd	Elapsed	Lap D	Time	Sector 1	Sector 2	Sector 3	T. Spd	Elapsed
1	8:31:53.770	8:30:41.599	44.342	27.829	192.5	8:31:53.770	1	8:31:47.282	8:30:36.393	43.974	26.915	179.7	8:31:47.282
2	1:31.120	23.414	41.382	26.324	216.4	8:33:24.890	2	1:30.061	23.952	40.544	25.565	197.4	8:33:17.343
3	1:28.636	23.090	39.975	25.571	220.4	8:34:53.526	3	1:25.681	22.584	38.357	24.740	216.8	8:34:43.024
4	1:24.932	22.195	38.156	24.581	219.0	8:36:18.458	4	1:24.251	22.087	38.017	24.147	218.1	8:36:07.275
5	1:24.483	21.983	38.033	24.467	219.9	8:37:42.941	5	1:23.986	21.907	37.917	24.162	219.5	8:37:31.261
6	1:23.934	21.836	37.753	24.345	220.4	8:39:06.875	6	1:30.405 P	21.894	37.635	30.876	219.5	8:39:01.666
7	1:33.459 P	21.789	37.837	33.833	221.7	8:40:40.334	7	6:28.860	5:17.880	43.902	27.078	189.1	8:45:30.526
8	4:33.818	3:23.370	43.258	27.190	209.3	8:45:14.152	8	1:29.684	22.974	40.953	25.757	220.4	8:47:00.210
9	1:29.194	23.057	40.072	26.065	216.0	8:46:43.346	9	2:19.913 P	22.253	47.555	1:10.105	220.8	8:49:20.123
10	1:45.043 P	22.872	40.254	41.917	220.8	8:48:28.389	10	2:29.813	1:24.689	39.295	25.829	214.7	8:51:49.936
11	3:27.142	2:21.080	39.728	26.334	218.6	8:51:55.531	11	1:23.487	21.965	37.586	23.936	220.8	8:53:13.423
12	1:24.645	21.990	38.181	24.474	222.2	8:53:20.176	12	1:22.902	21.864	37.345	23.693	220.8	8:54:36.325
13	1:23.492	21.850	37.580	24.062	220.4	8:54:43.668	13	1:26.282	21.767	39.935	24.580	221.3	8:56:02.607
14	1:24.346	21.626	38.435	24.285	222.2	8:56:08.014	14	1:22.697	21.706	37.205	23.786	220.8	8:57:25.304
15	1:23.136	21.720	37.435	23.981	223.1	8:57:31.150	15		22.401	39.848		220.4	
16	1:39.020 P	23.071	39.884	36.065	222.6	8:59:10.170							

12

Glenn Van Berlo

Dallara F320 HWA

20

Yifei Ye

Dallara F320 Spiess

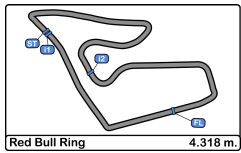
R

DRIVEX

Cryptotower Racing Team

Lap D	Time	Sector 1	Sector 2	Sector 3	T. Spd	Elapsed	Lap D	Time	Sector 1	Sector 2	Sector 3	T. Spd	Elapsed
1	8:31:55.786	8:30:42.751	46.037	26.998	135.5	8:31:55.786	1	8:32:44.593	8:31:34.501	43.946	26.146	178.5	8:32:44.593
2	1:35.904	24.563	42.460	28.881	191.1	8:33:31.690	2	1:40.147	24.748	44.103	31.296	196.7	8:34:24.740
3	1:28.585	22.527	38.809	27.249	217.7	8:35:00.275	3	1:24.658	22.195	38.133	24.330	217.7	8:35:49.398
4	1:24.877	22.285	38.188	24.404	219.0	8:36:25.152	4	1:24.060	22.337	37.730	23.993	218.1	8:37:13.458
5	1:24.406	21.998	38.146	24.262	219.5	8:37:49.558	5	1:23.262	21.801	37.422	24.039	219.5	8:38:36.720
6	1:33.748 P	22.024	39.191	32.533	219.9	8:39:23.306	6	1:23.423	21.717	37.413	23.993	220.4	8:39:59.843
7	6:18.260	5:10.261	41.591	26.408	209.7	8:45:41.566	7	1:23.037	21.762	37.367	23.908	220.4	8:41:22.880
8	1:26.989	22.829	39.283	24.877	216.4	8:47:08.555	8	1:33.186 P	21.738	37.265	34.183	220.8	8:42:56.066
9	2:18.802 P	22.470	48.158	1:08.174	218.1	8:49:27.357	9	4:35.524	3:25.697	43.727	26.100	179.7	8:47:31.590
10	2:13.886	1:08.425	40.860	24.601	215.1	8:51:41.243	10	2:01.124 P	24.255	45.179	51.690	155.6	8:49:32.714
11	1:24.312	22.054	37.987	24.271	219.9	8:53:05.555	11	2:52.717	1:43.199	39.299	30.219	201.8	8:52:25.431
12	1:24.178	22.107	37.797	24.274	219.9	8:54:29.733	12	1:24.483	21.815	37.347	25.321	220.4	8:53:49.914
13	1:23.776	21.961	37.718	24.097	219.5	8:55:53.509	13	1:22.739	21.680	37.238	23.821	220.8	8:55:12.653
14	1:23.541	21.907	37.563	24.071	220.4	8:57:17.050	14	1:22.566	21.531	37.318	23.717	221.7	8:56:35.219
15	1:23.805	21.927	37.729	24.149	220.4	8:58:40.855	15	1:22.310	21.541	37.042	23.727	221.7	8:57:57.529
16	1:43.303 P	21.945	38.212	43.146	219.9	9:00:24.158	16		28.766	53.824		119.4	





Red Bull Ring
Euroformula Open
Qualifying - 2
Lap Analysis



25

Alexandre Bardion

Dallara F320 HWA

33

Manuel Maldonado

Dallara F320 Spiess

Van Amersfoort Racing

Team Motopark

Lap	D	Time	Sector 1	Sector 2	Sector 3	T. Spd	Elapsed	Lap	D	Time	Sector 1	Sector 2	Sector 3	T. Spd	Elapsed
1		8:31:50.163	8:30:35.219	46.164	28.780	159.2	8:31:50.163	1		8:32:57.675	8:31:45.024	44.677	27.974	194.2	8:32:57.675
2		1:32.874	24.006	40.920	27.948	187.1	8:33:23.037	2		1:30.580	23.842	41.228	25.510	206.1	8:34:28.255
3		1:25.719	22.443	38.462	24.814	218.6	8:34:48.756	3		1:24.968	22.227	38.225	24.516	219.5	8:35:53.223
4		1:24.161	21.996	37.917	24.248	219.9	8:36:12.917	4		1:23.862	21.858	37.693	24.311	219.9	8:37:17.085
5		1:24.005	21.812	37.936	24.257	220.4	8:37:36.922	5		1:23.744	21.816	37.698	24.230	219.5	8:38:40.829
6		1:30.402 P	21.655	37.871	30.876	221.3	8:39:07.324	6		1:24.794	21.698	38.568	24.528	221.7	8:40:05.623
7		4:18.012	3:08.667	42.232	27.113	182.4	8:43:25.336	7		1:23.663	21.730	37.609	24.324	220.8	8:41:29.286
8		1:26.176	22.828	38.696	24.652	207.2	8:44:51.512	8		1:23.485	21.800	37.527	24.158	221.3	8:42:52.771
9		1:23.986	21.894	37.843	24.249	219.9	8:46:15.498	9		1:32.503 P	22.057	38.533	31.913	219.9	8:44:25.274
10			21.693			221.3		10		4:57.514 P	2:53.656	51.744	1:12.114	204.5	8:49:22.788

26

Ayrton Simmons

Dallara F320 HWA

Double R

Lap	D	Time	Sector 1	Sector 2	Sector 3	T. Spd	Elapsed	Lap	D	Time	Sector 1	Sector 2	Sector 3	T. Spd	Elapsed
1		8:31:51.882	8:30:39.085	45.440	27.357	169.0	8:31:51.882	11		2:47.830	1:42.697	40.031	25.102	212.1	8:52:10.618
2		1:32.822	23.676	40.775	28.371	210.5	8:33:24.704	12		1:23.863	21.930	37.881	24.052	220.4	8:53:34.481
3		1:26.146	22.451	38.674	25.021	221.3	8:34:50.850	13		1:23.123	21.765	37.477	23.881	221.3	8:54:57.604
4		1:24.809	22.091	38.265	24.453	221.7	8:36:15.659	14		1:22.779	21.599	37.284	23.896	221.3	8:56:20.383
5		1:24.467	21.981	38.023	24.463	221.7	8:37:40.126	15		1:22.731	21.560	37.242	23.929	221.3	8:57:43.114
6		1:24.702	21.884	38.379	24.439	222.6	8:39:04.828	16		1:40.171 P	22.880	40.075	37.216	201.8	8:59:23.285

34

Shihab Al-Habsi

Dallara F320 HWA

R

DRIVEX

Lap	D	Time	Sector 1	Sector 2	Sector 3	T. Spd	Elapsed	Lap	D	Time	Sector 1	Sector 2	Sector 3	T. Spd	Elapsed
1		8:31:59.696	8:30:46.318	45.188	28.190	174.7	8:31:59.696	1		8:31:59.696	8:30:46.318	45.188	28.190	174.7	8:31:59.696
2		1:34.231	24.391	40.828	29.012	193.2	8:33:33.927	2		1:34.231	24.391	40.828	29.012	193.2	8:33:33.927
3		1:26.959	22.527	38.834	25.598	220.8	8:35:00.886	3		1:26.959	22.527	38.834	25.598	220.8	8:35:00.886
4		1:28.562	22.021	40.484	26.057	225.9	8:36:29.448	4		1:28.562	22.021	40.484	26.057	225.9	8:36:29.448
5		1:25.709	22.247	38.436	25.026	222.6	8:37:55.157	5		1:25.709	22.247	38.436	25.026	222.6	8:37:55.157
6		1:25.150	22.154	38.147	24.849	222.6	8:39:20.307	6		1:25.150	22.154	38.147	24.849	222.6	8:39:20.307
7		1:24.768	22.090	38.059	24.619	220.4	8:40:45.075	7		1:24.768	22.090	38.059	24.619	220.4	8:40:45.075
8		1:33.407 P	22.068	38.088	33.251	219.5	8:42:18.482	8		1:33.407 P	22.068	38.088	33.251	219.5	8:42:18.482
9		4:45.741	3:33.602	45.401	26.738	206.8	8:47:04.223	9		4:45.741	3:33.602	45.401	26.738	206.8	8:47:04.223
10		2:21.349 P	23.393	49.126	1:08.830	197.8	8:49:25.572	10		2:21.349 P	23.393	49.126	1:08.830	197.8	8:49:25.572
11		2:18.899	1:13.181	40.321	25.397	214.2	8:51:44.471	11		2:18.899	1:13.181	40.321	25.397	214.2	8:51:44.471
12		1:24.894	22.143	38.108	24.643	225.0	8:53:09.365	12		1:24.894	22.143	38.108	24.643	225.0	8:53:09.365
13		1:24.412	21.920	37.978	24.514	222.2	8:54:33.777	13		1:24.412	21.920	37.978	24.514	222.2	8:54:33.777
14		1:24.297	22.033	37.931	24.333	222.6	8:55:58.074	14		1:24.297	22.033	37.931	24.333	222.6	8:55:58.074
15		1:23.698	21.813	37.607	24.278	222.6	8:57:21.772	15		1:23.698	21.813	37.607	24.278	222.6	8:57:21.772
16		1:25.432	22.056	38.294	25.082	223.1	8:58:47.204	16		1:25.432	22.056	38.294	25.082	223.1	8:58:47.204
17		1:43.808 P	29.130	40.276	34.402	154.2	9:00:31.012	17		1:43.808 P	29.130	40.276	34.402	154.2	9:00:31.012

31

Zane Maloney

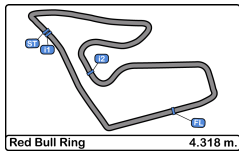
Dallara F320 Spiess

R

Carlin

Lap	D	Time	Sector 1	Sector 2	Sector 3	T. Spd	Elapsed	Lap	D	Time	Sector 1	Sector 2	Sector 3	T. Spd	Elapsed
1		8:31:49.152	8:30:38.855	42.992	27.305	194.9	8:31:49.152	1		8:31:49.152	8:30:38.855	42.992	27.305	194.9	8:31:49.152
2		1:30.290	22.860	40.199	27.231	206.5	8:33:19.442	2		1:30.290	22.860	40.199	27.231	206.5	8:33:19.442
3		1:25.471	22.211	38.417	24.843	218.6	8:34:44.913	3		1:25.471	22.211	38.417	24.843	218.6	8:34:44.913
4		1:24.385	21.910	38.010	24.465	221.3	8:36:09.298	4		1:24.385	21.910	38.010	24.465	221.3	8:36:09.298
5		1:24.312	21.877	37.963	24.472	221.3	8:37:33.610	5		1:24.312	21.877	37.963	24.472	221.3	8:37:33.610
6		1:23.805	21.792	37.694	24.319	221.3	8:38:57.415	6		1:23.805	21.792	37.694	24.319	221.3	8:38:57.415
7		1:29.840 P	21.819	37.673	30.348	220.8	8:40:27.255	7		1:29.840 P	21.819	37.673	30.348	220.8	8:40:27.255
8		5:29.652	4:20.871	42.201	26.580	200.3	8:45:56.907	8		5:29.652	4:20.871	42.201	26.580	200.3	8:45:56.907
9		1:30.013	24.525	39.569	25.919	192.5	8:47:26.920	9		1:30.013	24.525	39.569	25.919	192.5	8:47:26.920
10		2:02.329 P	22.466	41.093	58.770	208.8	8:49:29.249	10		2:02.329 P	22.466	41.093	58.770	208.8	8:49:29.249
11		2:23.663	1:16.610	39.859	27.194	213.8	8:51:52.912	11		2:23.663	1:16.610	39.859	27.194	213.8	8:51:52.912
12		1:25.105	22.044	38.451	24.610	220.8	8:53:18.017	12		1:25.105	22.044	38.451	24.610	220.8	8:53:18.017
13		1:23.714	21.859	37.645	24.210	220.8	8:54:41.731	13		1:23.714	21.859	37.645	24.210	220.8	8:54:41.731
14		1:24.455	21.799	37.412	25.244	221.3	8:56:06.186	14		1:24.455	21.799	37.412	25.244	221.3	8:56:06.186
15		1:24.542	22.263	37.801	24.478	220.8	8:57:30.728	15		1:24.542	22.263	37.801	24.478	220.8	8:57:30.728
16		1:35.524 P	22.359	39.746	33.419	220.8	8:59:06.252	16		1:35.524 P	22.359	39.746	33.419	220.8	8:59:06.252





Red Bull Ring
Euroformula Open
Qualifying - 2
Lap Analysis



99

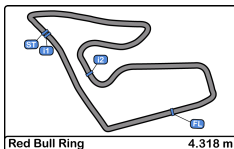
Rui Andrade

Dallara F320 Spiess

Cryptotower Racing Team

Lap	D	Time	Sector 1	Sector 2	Sector 3	T. Spd	Elapsed
1		8:32:38.026	8:31:12.929	57.754	27.343	168.4	8:32:38.026
2		1:30.615	24.107	40.779	25.729	188.4	8:34:08.641
3		1:25.725	22.338	38.600	24.787	216.4	8:35:34.366
4		1:24.758	22.124	38.144	24.490	219.0	8:36:59.124
5		1:24.745	22.052	38.255	24.438	219.0	8:38:23.869
6		1:24.461	22.060	37.967	24.434	219.5	8:39:48.330
7		1:24.179	21.916	37.820	24.443	219.9	8:41:12.509
8		1:33.767 P	21.943	37.789	34.035	219.5	8:42:46.276
9		4:54.632	3:45.025	42.843	26.764	197.8	8:47:40.908
10		1:54.105 P	24.257	41.597	48.251	202.6	8:49:35.013
11		2:26.315	1:18.257	42.637	25.421	186.5	8:52:01.328
12		1:23.924	22.012	37.692	24.220	220.8	8:53:25.252
13		1:23.738	21.859	37.699	24.180	221.3	8:54:48.990
14		1:23.510	21.802	37.520	24.188	221.3	8:56:12.500
15		1:23.181	21.711	37.457	24.013	222.2	8:57:35.681
16		1:44.543 P	22.414	43.309	38.820	217.3	8:59:20.224



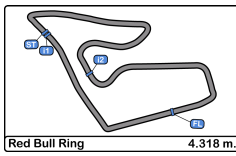


Red Bull Ring
Euroformula Open
Qualifying - 2
Best Sectors Results



Sector - 1				Sector - 2				Sector - 3				Ideal Lap vs Best Lap				
Clas	Nº	Driver	Time	Nº	Driver	Time	Nº	Driver	Time	Clas	Nº	Driver	Ideal Lap	Best Lap	Clas	
1	20	Yifei Ye	21.531	20	Yifei Ye	37.042	16	Andreas Estner	23.693	1	20	Yifei Ye	1:22.290	1:22.310	1	
2	33	Manuel Maldonado	21.560	16	Andreas Estner	37.205	20	Yifei Ye	23.717	2	16	Andreas Estner	1:22.604	1:22.697	3	
3	6	Ido Cohen	21.626	33	Manuel Maldonado	37.242	15	Sebastian Estner	23.743	3	33	Manuel Maldonado	1:22.683	1:22.731	4	
4	25	Alexandre Bardinon	21.655	15	Sebastian Estner	37.273	4	Niklas Krütten	23.762	4	15	Sebastian Estner	1:22.697	1:22.697	2	
5	15	Sebastian Estner	21.681	4	Niklas Krütten	37.346	33	Manuel Maldonado	23.881	5	4	Niklas Krütten	1:22.857	1:22.871	5	
6	26	Ayrton Simmons	21.703	31	Zane Maloney	37.412	26	Ayrton Simmons	23.963	6	6	Ido Cohen	1:23.042	1:23.136	6	
7	16	Andreas Estner	21.706	6	Ido Cohen	37.435	6	Ido Cohen	23.981	7	99	Rui Andrade	1:23.181	1:23.181	7	
8	99	Rui Andrade	21.711	99	Rui Andrade	37.457	99	Rui Andrade	24.013	8	26	Ayrton Simmons	1:23.199	1:23.518	8	
9	4	Niklas Krütten	21.749	26	Ayrton Simmons	37.533	12	Glenn Van Berlo	24.071	9	31	Zane Maloney	1:23.414	1:23.714	11	
10	31	Zane Maloney	21.792	12	Glenn Van Berlo	37.563	31	Zane Maloney	24.210	10	12	Glenn Van Berlo	1:23.541	1:23.541	9	
11	34	Shihab Al-Habsi	21.813	34	Shihab Al-Habsi	37.607	25	Alexandre Bardinon	24.248	11	34	Shihab Al-Habsi	1:23.698	1:23.698	10	
12	12	Glenn Van Berlo	21.907	25	Alexandre Bardinon	37.843	34	Shihab Al-Habsi	24.278	12	25	Alexandre Bardinon	1:23.746	1:23.986	12	



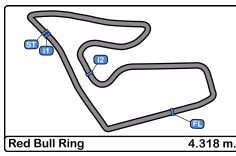


Red Bull Ring
Euroformula Open
Qualifying - 2
Best 5 Lap Times



Cls	Nº	Entrant	Nat	Driver	Nat	Cat	Cls	Chassis - Engine	Team	Best 1		Best 2		Best 3		Best 4		Best 5	
										Time	Lap	Time	Lap	Time	Lap	Time	Lap	Time	Lap
1	20	Cryptotower Racing		Yifei Ye				Dallara F320 Spiess	Cryptotower Racing	1:22.310	15	1:22.566	14	1:22.739	13	1:23.037	7	1:23.262	5
2	15	Van Amersfoort Racing		Sebastian Estner		R	1	Dallara F320 HWA	Van Amersfoort Racing	1:22.697	13	1:23.086	12	1:23.834	11	1:24.063	10	1:24.683	4
3	16	Van Amersfoort Racing		Andreas Estner				Dallara F320 HWA	Van Amersfoort Racing	1:22.697	14	1:22.902	12	1:23.487	11	1:23.986	5	1:24.251	4
4	33	Team Motopark		Manuel Maldonado				Dallara F320 Spiess	Team Motopark	1:22.731	15	1:22.779	14	1:23.123	13	1:23.485	8	1:23.663	7
5	4	Team Motopark		Niklas Krütten		R	2	Dallara F320 Spiess	Team Motopark	1:22.871	14	1:22.999	13	1:23.164	12	1:23.319	7	1:23.589	6
6	6	Carlin		Ido Cohen				Dallara F320 Spiess	Carlin	1:23.136	15	1:23.492	13	1:23.934	6	1:24.346	14	1:24.483	5
7	99	Cryptotower Racing		Rui Andrade				Dallara F320 Spiess	Cryptotower Racing	1:23.181	15	1:23.510	14	1:23.738	13	1:23.924	12	1:24.179	7
8	26	Double R		Ayrton Simmons				Dallara F320 HWA	Double R	1:23.518	13	1:23.530	12	1:24.061	11	1:24.467	5	1:24.702	6
9	12	DRIVEX		Glenn Van Berlo		R	3	Dallara F320 HWA	DRIVEX	1:23.541	14	1:23.776	13	1:23.805	15	1:24.178	12	1:24.312	11
10	34	DRIVEX		Shihab Al-Habsi		R	4	Dallara F320 HWA	DRIVEX	1:23.698	15	1:24.297	14	1:24.412	13	1:24.768	7	1:24.894	12
11	31	Carlin		Zane Maloney		R	5	Dallara F320 Spiess	Carlin	1:23.714	13	1:23.805	6	1:24.312	5	1:24.385	4	1:24.455	14
12	25	Van Amersfoort Racing		Alexandre Bardinon				Dallara F320 HWA	Van Amersfoort Racing	1:23.986	9	1:24.161	4	1:25.719	3	1:26.176	8	1:30.402	6



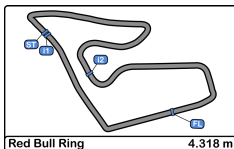


Red Bull Ring
Euroformula Open
Qualifying - 2
Best 5 Top Speeds



Cls	Nº	Entrant	Nat	Driver	Nat	Cat	Cls	Chassis - Engine	Team	Top 1		Top 2		Top 3		Top 4		Top 5		Avg
										Km/h	Lap	Km/h	Lap	Km/h	Lap	Km/h	Lap	Km/h	Lap	
1	34	DRIVEX	ESP	Shihab Al-Habsi	OMN	R	1	Dallara F320 HWA	DRIVEX	225.9	4	225.0	12	223.1	16	222.6	5	222.6	6	223.8
2	26	Double R	GBR	Ayrton Simmons	GBR			Dallara F320 HWA	Double R	224.0	14	224.0	15	223.6	12	223.6	13	222.6	6	223.6
3	6	Carlin	GBR	Ido Cohen	ISR			Dallara F320 Spiess	Carlin	223.1	15	222.6	16	222.2	12	222.2	14	221.7	7	222.4
4	99	Cryptotower Racing	JPN	Rui Andrade	AGO			Dallara F320 Spiess	Cryptotower Racing	222.2	15	221.3	13	221.3	14	220.8	12	219.9	7	221.1
5	15	Van Amersfoort Racing	NLD	Sebastian Estner	DEU	R	2	Dallara F320 HWA	Van Amersfoort Racing	221.7	13	221.3	14	220.8	12	220.4	5	220.4	8	220.9
6	20	Cryptotower Racing	JPN	Yifei Ye	CHN			Dallara F320 Spiess	Cryptotower Racing	221.7	14	221.7	15	220.8	8	220.8	13	220.4	6	221.1
7	33	Team Motopark	DEU	Manuel Maldonado	VEN			Dallara F320 Spiess	Team Motopark	221.7	6	221.3	8	221.3	13	221.3	14	221.3	15	221.4
8	16	Van Amersfoort Racing	NLD	Andreas Estner	DEU			Dallara F320 HWA	Van Amersfoort Racing	221.3	13	220.8	9	220.8	11	220.8	12	220.8	14	220.9
9	25	Van Amersfoort Racing	NLD	Alexandre Bardinon	FRA			Dallara F320 HWA	Van Amersfoort Racing	221.3	6	221.3	10	220.4	5	219.9	4	219.9	9	220.5
10	31	Carlin	GBR	Zane Maloney	BRB	R	3	Dallara F320 Spiess	Carlin	221.3	4	221.3	5	221.3	6	221.3	14	220.8	7	221.2
11	4	Team Motopark	DEU	Niklas Krütten	DEU	R	4	Dallara F320 Spiess	Team Motopark	220.4	7	220.4	13	220.4	14	219.5	6	219.5	8	220.0
12	12	DRIVEX	ESP	Glenn Van Berlo	NLD	R	5	Dallara F320 HWA	DRIVEX	220.4	14	220.4	15	219.9	6	219.9	11	219.9	12	220.1



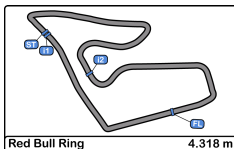


Red Bull Ring
Euroformula Open
Qualifying - 2
Fastest Laps Sequence



Lap	Time of Day	Session Time	Nº	Entrant	Nat	Driver	Nat	Cat	Chassis - Engine	Team	Time	Km/h
2	8:33:17.343	3:17.343	16	Van Amersfoort Racing		Andreas Estner			Dallara F320 HWA	Van Amersfoort Racing	1:30.061	172.6
3	8:34:43.024	4:43.024	16	Van Amersfoort Racing		Andreas Estner			Dallara F320 HWA	Van Amersfoort Racing	1:25.681	181.4
3	8:34:44.913	4:44.913	31	Carlin		Zane Maloney		R	Dallara F320 Spiess	Carlin	1:25.471	181.8
3	8:35:38.571	5:38.571	4	Team Motopark		Niklas Krütten		R	Dallara F320 Spiess	Team Motopark	1:24.522	183.9
4	8:36:07.275	6:07.275	16	Van Amersfoort Racing		Andreas Estner			Dallara F320 HWA	Van Amersfoort Racing	1:24.251	184.5
4	8:36:12.917	6:12.917	25	Van Amersfoort Racing		Alexandre Bardinon			Dallara F320 HWA	Van Amersfoort Racing	1:24.161	184.7
4	8:37:02.600	7:02.600	4	Team Motopark		Niklas Krütten		R	Dallara F320 Spiess	Team Motopark	1:24.029	184.9
4	8:37:17.085	7:17.085	33	Team Motopark		Manuel Maldonado			Dallara F320 Spiess	Team Motopark	1:23.862	185.3
5	8:38:36.720	8:36.720	20	Cryptotower Racing Team		Yifei Ye			Dallara F320 Spiess	Cryptotower Racing Team	1:23.262	186.6
7	8:41:22.880	11:22.880	20	Cryptotower Racing Team		Yifei Ye			Dallara F320 Spiess	Cryptotower Racing Team	1:23.037	187.2
12	8:54:36.325	24:36.325	16	Van Amersfoort Racing		Andreas Estner			Dallara F320 HWA	Van Amersfoort Racing	1:22.902	187.5
13	8:55:12.653	25:12.653	20	Cryptotower Racing Team		Yifei Ye			Dallara F320 Spiess	Cryptotower Racing Team	1:22.739	187.8
14	8:56:35.219	26:35.219	20	Cryptotower Racing Team		Yifei Ye			Dallara F320 Spiess	Cryptotower Racing Team	1:22.566	188.2
15	8:57:57.529	27:57.529	20	Cryptotower Racing Team		Yifei Ye			Dallara F320 Spiess	Cryptotower Racing Team	1:22.310	188.8



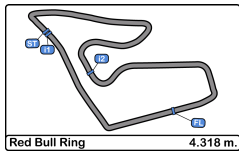


Red Bull Ring
Euroformula Open
Qualifying - 2
Event Best Maximum Speed



Nº	Entrant	Nat	Driver	Nat	Cat	Clas	Chassis - Engine	Team	Km/h	Session
4	Team Motopark	DEU	Niklas Krütten	DEU	R	1	Dallara F320 Spiess	Team Motopark	228.8	Race - 1
15	Van Amersfoort Racing	NLD	Sebastian Estner	DEU	R	2	Dallara F320 HWA	Van Amersfoort Racing	228.3	Race - 1
34	DRIVEX	ESP	Shihab Al-Habsi	OMN	R	3	Dallara F320 HWA	DRIVEX	227.8	Qualifying - 1
99	Cryptotower Racing Team	JPN	Rui Andrade	AGO			Dallara F320 Spiess	Cryptotower Racing Team	227.3	Race - 1
26	Double R	GBR	Ayrton Simmons	GBR			Dallara F320 HWA	Double R	227.3	Race - 1
31	Carlin	GBR	Zane Maloney	BRB	R	4	Dallara F320 Spiess	Carlin	226.4	Free Practice - 2
6	Carlin	GBR	Ido Cohen	ISR			Dallara F320 Spiess	Carlin	225.9	Qualifying - 1
16	Van Amersfoort Racing	NLD	Andreas Estner	DEU			Dallara F320 HWA	Van Amersfoort Racing	225.4	Qualifying - 1
25	Van Amersfoort Racing	NLD	Alexandre Bardinon	FRA			Dallara F320 HWA	Van Amersfoort Racing	225.0	Race - 1
20	Cryptotower Racing Team	JPN	Yifei Ye	CHN			Dallara F320 Spiess	Cryptotower Racing Team	223.6	Free Practice - 2
12	DRIVEX	ESP	Glenn Van Berlo	NLD	R	5	Dallara F320 HWA	DRIVEX	223.6	Race - 1
33	Team Motopark	DEU	Manuel Maldonado	VEN			Dallara F320 Spiess	Team Motopark	223.1	Race - 1





Red Bull Ring
Euroformula Open
Qualifying - 2
Pit Stop Analysis



4 Niklas Krütten R Team Motopark
Dallara F320 Spiess

Nr.	In Day Time	In Time	Out Time	Pit Time	T. Pit Time	Handicap	Penalty
1	8:42:43.564	8:42:43.564	8:46:48.799	4:05.235	4:05.235		
2	8:49:05.747	8:49:05.747	8:50:50.287	1:44.540	5:49.775		

6 Ido Cohen Carlin
Dallara F320 Spiess

Nr.	In Day Time	In Time	Out Time	Pit Time	T. Pit Time	Handicap	Penalty
1	8:40:35.785	8:40:35.785	8:43:37.834	3:02.049	3:02.049		
2	8:48:23.804	8:48:23.804	8:50:26.728	2:02.924	5:04.973		

12 Glenn Van Berlo R DRIVEX
Dallara F320 HWA

Nr.	In Day Time	In Time	Out Time	Pit Time	T. Pit Time	Handicap	Penalty
1	8:39:18.503	8:39:18.503	8:44:08.835	4:50.332	4:50.332		
2	8:49:21.111	8:49:21.111	8:50:13.773	52.662	5:42.994		

15 Sebastian Estner R Van Amersfoort Racing
Dallara F320 HWA

Nr.	In Day Time	In Time	Out Time	Pit Time	T. Pit Time	Handicap	Penalty
1	8:37:49.617	8:37:49.617	8:43:28.220	5:38.603	5:38.603		
2	8:48:07.999	8:48:07.999	8:50:06.873	1:58.874	7:37.477		

16 Andreas Estner Van Amersfoort Racing
Dallara F320 HWA

Nr.	In Day Time	In Time	Out Time	Pit Time	T. Pit Time	Handicap	Penalty
1	8:38:56.878	8:38:56.878	8:43:52.750	4:55.872	4:55.872		
2	8:49:13.687	8:49:13.687	8:50:18.954	1:05.267	6:01.139		

20 Yifei Ye Cryptotower Racing Team
Dallara F320 Spiess

Nr.	In Day Time	In Time	Out Time	Pit Time	T. Pit Time	Handicap	Penalty
1	8:42:49.765	8:42:49.765	8:45:55.059	3:05.294	3:05.294		
2	8:49:25.911	8:49:25.911	8:50:53.214	1:27.303	4:32.597		

25 Alexandre Bardinon Van Amersfoort Racing
Dallara F320 HWA

Nr.	In Day Time	In Time	Out Time	Pit Time	T. Pit Time	Handicap	Penalty
1	8:39:02.748	8:39:02.748	8:41:51.732	2:48.984	2:48.984		

26 Ayrton Simmons Double R
Dallara F320 HWA

Nr.	In Day Time	In Time	Out Time	Pit Time	T. Pit Time	Handicap	Penalty
1	8:40:32.933	8:40:32.933	8:44:58.361	4:25.428	4:25.428		
2	8:48:09.474	8:48:09.474	8:50:09.909	2:00.435	6:25.863		

31 Zane Maloney R Carlin
Dallara F320 Spiess

Nr.	In Day Time	In Time	Out Time	Pit Time	T. Pit Time	Handicap	Penalty
1	8:40:22.660	8:40:22.660	8:44:23.643	4:00.983	4:00.983		
2	8:49:22.783	8:49:22.783	8:50:23.298	1:00.515	5:01.498		

33 Manuel Maldonado Team Motopark
Dallara F320 Spiess

Nr.	In Day Time	In Time	Out Time	Pit Time	T. Pit Time	Handicap	Penalty
1	8:44:20.505	8:44:20.505	8:46:52.829	2:32.324	2:32.324		

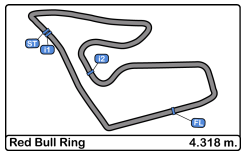
2 8:49:16.162 8:49:16.162 8:50:42.589 1:26.427 3:58.751
34 Shihab Al-Habshi R DRIVEX
Dallara F320 HWA

Nr.	In Day Time	In Time	Out Time	Pit Time	T. Pit Time	Handicap	Penalty
1	8:42:13.801	8:42:13.801	8:45:26.631	3:12.830	3:12.830		
2	8:49:18.966	8:49:18.966	8:50:15.961	56.995	4:09.825		

99 Rui Andrade Cryptotower Racing Team
Dallara F320 Spiess

Nr.	In Day Time	In Time	Out Time	Pit Time	T. Pit Time	Handicap	Penalty
1	8:42:41.329	8:42:41.329	8:46:05.623	3:24.294	3:24.294		
2	8:49:27.464	8:49:27.464	8:50:27.697	1:00.233	4:24.527		

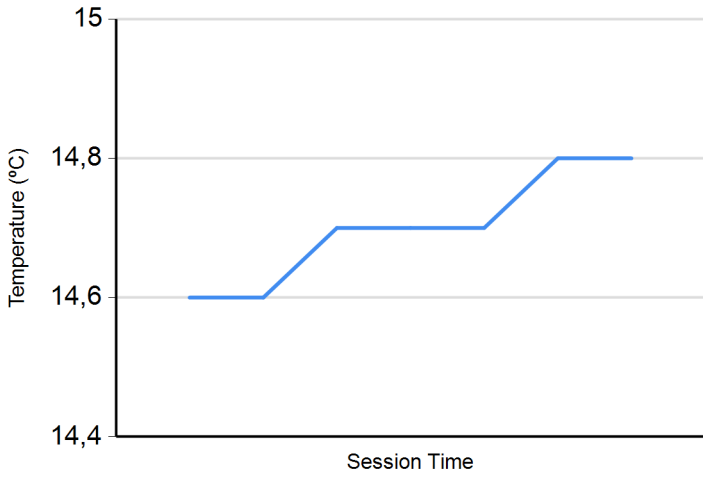




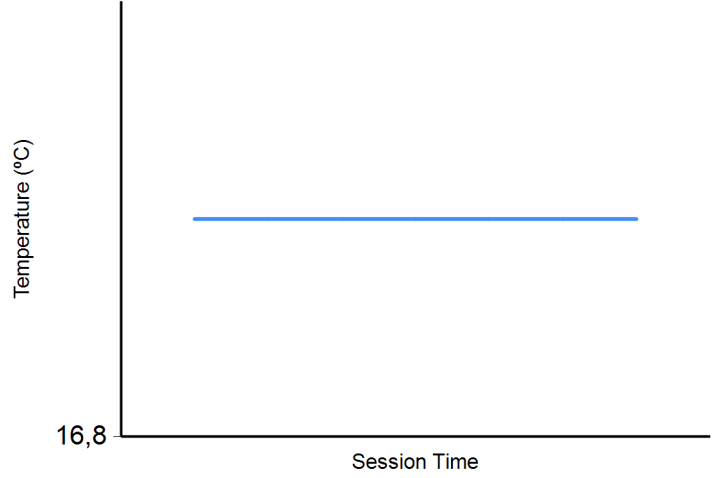
Red Bull Ring
Euroformula Open
Qualifying - 2
Weather Report



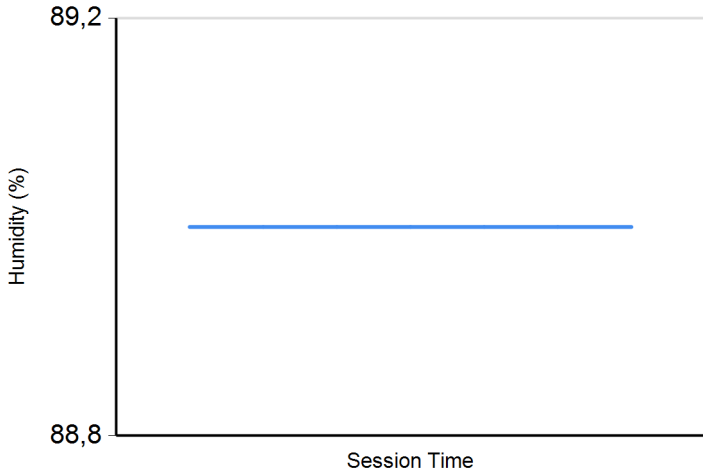
Air Temperature



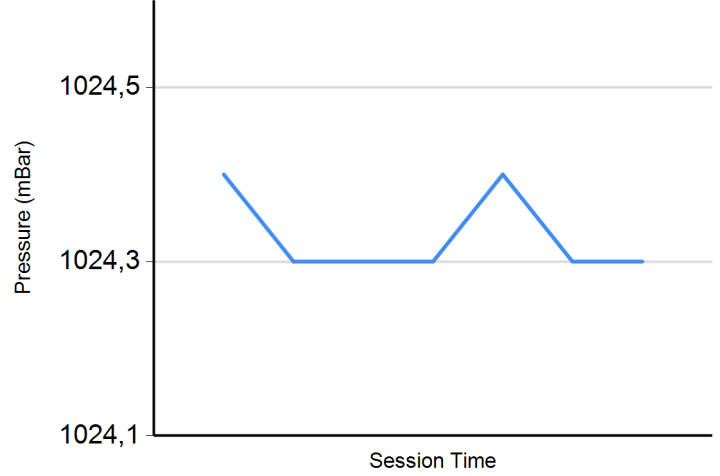
Track Temperature



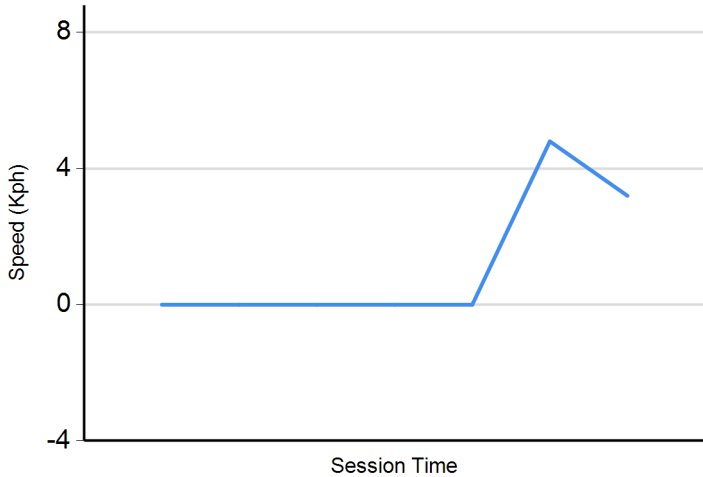
Humidity



Pressure



Wind Speed



Wind direction

North = 0°/360° Est = 90° South = 180° West = 270°

