

Red Bull Ring
Euroformula Open
Race - 2
Provisional Results



Cls	Nº	Entrant	Nat	Driver	Nat	Cat	Cls	Chassis - Engine	Team	Laps	Total Time	Gap	Interval	Km/h	Best	Time	Km/h
1	20	Cryptotower Racing	●	JPN Yifei Ye	🇨🇳			Dallara F320 Spiess	Cryptotower Racing	20	28:14.271			183.4	10	1:23.875	185.3
2	33	Team Motopark	🇩🇪	DEU Manuel Maldonado	🇻🇪			Dallara F320 Spiess	Team Motopark	20	28:20.098	5.827	5.827	182.8	8	1:24.491	183.9
3	4	Team Motopark	🇩🇪	DEU Niklas Krütten	🇩🇪	R	1	Dallara F320 Spiess	Team Motopark	20	28:20.676	6.405	0.578	182.8	16	1:24.430	184.1
4	15	Van Amersfoort	🇳🇱	NLD Sebastian Estner	🇩🇪	R	2	Dallara F320 HWA	Van Amersfoort	20	28:21.099	6.828	0.423	182.7	14	1:24.192	184.6
5	12	DRIVEX	🇪🇸	ESP Glenn Van Berlo	🇳🇱	R	3	Dallara F320 HWA	DRIVEX	20	28:29.731	15.460	8.632	181.8	10	1:24.688	183.5
6	6	Carlin	🇬🇧	GBR Ido Cohen	🇮🇱			Dallara F320 Spiess	Carlin	20	28:30.516	16.245	0.785	181.7	14	1:24.425	184.1
7	26	Double R	🇬🇧	GBR Ayrton Simmons	🇬🇧			Dallara F320 HWA	Double R	20	28:31.910	17.639	1.394	181.6	14	1:24.434	184.1
8	34	DRIVEX	🇪🇸	ESP Shihab Al-Habsi	🇴🇲	R	4	Dallara F320 HWA	DRIVEX	20	28:40.596	26.325	8.686	180.6	12	1:25.053	182.7
9	25	Van Amersfoort	🇳🇱	NLD Alexandre Bardinon	🇫🇷			Dallara F320 HWA	Van Amersfoort	20	28:54.740	40.469	14.144	179.2	17	1:24.680	183.5
10	99	Cryptotower Racing	●	JPN Rui Andrade	🇦🇴			Dallara F320 Spiess	Cryptotower Racing	19	28:59.560	1 Lap	1 Lap	169.7	19	1:24.197	184.6

Not classified: (Requirements: 75% of number laps of leader = 15 Laps)

31	Carlin	🇬🇧	GBR Zane Maloney	🇧🇧	R	5	Dallara F320 Spiess	Carlin	1	2:06.329	19 Laps	18 Laps	123.0	1	2:06.329	123.0
16	Van Amersfoort	🇳🇱	NLD Andreas Estner	🇩🇪			Dallara F320 HWA	Van Amersfoort								

Fastest lap Yifei Ye in 1:23.875 at 185.3 Km/h in lap 10

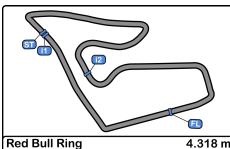
CAR #25 - 5 SECONDS TIME PENALTY ADDED TO RACE TIME - CAUSING A COLLISION

Published at:.....

Track Temp: 19.0 °C Air Temp: 23.4 °C Humidity: 57 % Track Status: DRY

Stewards:	Race Director:	Timekeeper: 
------------------	-----------------------	--





Red Bull Ring
Euroformula Open
Race - 2
Provisional Results by Class



Cls	Nº	Entrant	Nat	Driver	Nat	Cat	Cls	Chassis - Engine	Team	Laps	Total Time	Gap	Interval	Km/h	Best	Time	Km/h
1	20	Cryptotower Racing	●	JPN Yifei Ye	🇨🇳	CHN		Dallara F320 Spiess	Cryptotower Racing	20	28:14.271			183.4	10	1:23.875	185.3
2	33	Team Motopark	🇩🇪	DEU Manuel Maldonado	🇻🇳	VEN		Dallara F320 Spiess	Team Motopark	20	28:20.098	5.827	5.827	182.8	8	1:24.491	183.9
3	6	Carlin	🇬🇧	GBR Ido Cohen	🇮🇱	ISR		Dallara F320 Spiess	Carlin	20	28:30.516	16.245	10.418	181.7	14	1:24.425	184.1
4	26	Double R	🇬🇧	GBR Ayrton Simmons	🇬🇧	GBR		Dallara F320 HWA	Double R	20	28:31.910	17.639	1.394	181.6	14	1:24.434	184.1
5	25	Van Amersfoort	🇳🇱	NLD Alexandre Bardinon	🇫🇷	FRA		Dallara F320 HWA	Van Amersfoort	20	28:54.740	40.469	22.830	179.2	17	1:24.680	183.5
6	99	Cryptotower Racing	●	JPN Rui Andrade	🇦🇴	AGO		Dallara F320 Spiess	Cryptotower Racing	19	28:59.560	1 Lap	1 Lap	169.7	19	1:24.197	184.6

Not classified: (Requirements: 75% of number laps of leader = 15 Laps)

16	Van Amersfoort	🇳🇱	NLD Andreas Estner	🇩🇪	DEU		Dallara F320 HWA	Van Amersfoort
----	----------------	----	--------------------	----	-----	--	------------------	----------------

Rookie

1	4	Team Motopark	🇩🇪	DEU Niklas Krütten	🇩🇪	DEU	R	1	Dallara F320 Spiess	Team Motopark	20	28:20.676			182.8	16	1:24.430	184.1
2	15	Van Amersfoort	🇳🇱	NLD Sebastian Estner	🇩🇪	DEU	R	2	Dallara F320 HWA	Van Amersfoort	20	28:21.099	6.828	0.423	182.7	14	1:24.192	184.6
3	12	DRIVEX	🇪🇸	ESP Glenn Van Berlo	🇳🇱	NLD	R	3	Dallara F320 HWA	DRIVEX	20	28:29.731	15.460	8.632	181.8	10	1:24.688	183.5
4	34	DRIVEX	🇪🇸	ESP Shihab Al-Habsi	🇴🇲	OMN	R	4	Dallara F320 HWA	DRIVEX	20	28:40.596	26.325	10.865	180.6	12	1:25.053	182.7

Not classified: (Requirements: 75% of number laps of leader = 15 Laps)

31	Carlin	🇬🇧	GBR Zane Maloney	🇧🇷	BRB	R	5	Dallara F320 Spiess	Carlin	1	2:06.329	19 Laps	19 Laps	123.0	1	2:06.329	123.0
----	--------	----	------------------	----	-----	---	---	---------------------	--------	---	-----------------	---------	---------	-------	---	----------	-------

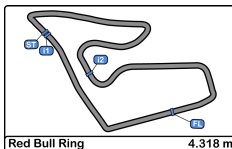
Fastest lap Yifei Ye in 1:23.875 at 185.3 Km/h in lap 10

Published at:.....

Track Temp: 19.0 °C Air Temp: 23.4 °C Humidity: 57 % Track Status: DRY

Stewards:	Race Director:	Timekeeper: 
------------------	-----------------------	--





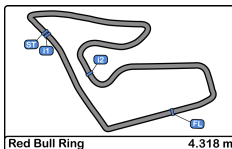
Red Bull Ring
Euroformula Open
Race - 2



Provisional Classification by Driver Fastest Lap

Clas	Nº	Entrant	Nat	Driver	Nat	Cat	Clas	Chassis - Engine	Team	Laps	Best	Time	Gap	Interval	Km/h
1	20	Cryptotower Racing		Yifei Ye				Dallara F320 Spiess	Cryptotower Racing	20	10	1:23.875			185.3
2	15	Van Amersfoort Racing		Sebastian Estner		R	1	Dallara F320 HWA	Van Amersfoort Racing	20	14	1:24.192	0.317	0.317	184.6
3	99	Cryptotower Racing		Rui Andrade				Dallara F320 Spiess	Cryptotower Racing	19	19	1:24.197	0.322	0.005	184.6
4	6	Carlin		Ido Cohen				Dallara F320 Spiess	Carlin	20	14	1:24.425	0.550	0.228	184.1
5	4	Team Motopark		Niklas Krütten		R	2	Dallara F320 Spiess	Team Motopark	20	16	1:24.430	0.555	0.005	184.1
6	26	Double R		Ayrton Simmons				Dallara F320 HWA	Double R	20	14	1:24.434	0.559	0.004	184.1
7	33	Team Motopark		Manuel Maldonado				Dallara F320 Spiess	Team Motopark	20	8	1:24.491	0.616	0.057	183.9
8	25	Van Amersfoort Racing		Alexandre Bardinon				Dallara F320 HWA	Van Amersfoort Racing	20	17	1:24.680	0.805	0.189	183.5
9	12	DRIVEX		Glenn Van Berlo		R	3	Dallara F320 HWA	DRIVEX	20	10	1:24.688	0.813	0.008	183.5
10	34	DRIVEX		Shihab Al-Habsi		R	4	Dallara F320 HWA	DRIVEX	20	12	1:25.053	1.178	0.365	182.7
11	31	Carlin		Zane Maloney		R	5	Dallara F320 Spiess	Carlin	1	1	2:06.329	42.454	41.276	123.0



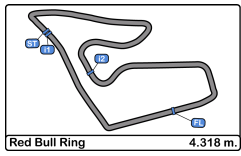


Red Bull Ring
Euroformula Open
Race - 2
Distance and Speed Average



Clas	Nº	Entrant	Nat	Driver	Nat	Cat	Clas	Chassis - Engine	Team	Laps	Distance	Total Time	Km/h
1	20	Cryptotower Racing Team		Yifei Ye				Dallara F320 Spiess	Cryptotower Racing Team	20	86.36	28:14.271	183.4
2	33	Team Motopark		Manuel Maldonado				Dallara F320 Spiess	Team Motopark	20	86.36	28:20.098	182.8
3	4	Team Motopark		Niklas Krütten		R	1	Dallara F320 Spiess	Team Motopark	20	86.36	28:20.676	182.8
4	15	Van Amersfoort Racing		Sebastian Estner		R	2	Dallara F320 HWA	Van Amersfoort Racing	20	86.36	28:21.099	182.7
5	12	DRIVEX		Glenn Van Berlo		R	3	Dallara F320 HWA	DRIVEX	20	86.36	28:29.731	181.8
6	6	Carlin		Ido Cohen				Dallara F320 Spiess	Carlin	20	86.36	28:30.516	181.7
7	26	Double R		Ayrton Simmons				Dallara F320 HWA	Double R	20	86.36	28:31.910	181.6
8	34	DRIVEX		Shihab Al-Habsi		R	4	Dallara F320 HWA	DRIVEX	20	86.36	28:40.596	180.6
9	25	Van Amersfoort Racing		Alexandre Bardinon				Dallara F320 HWA	Van Amersfoort Racing	20	86.36	28:54.740	179.2
10	99	Cryptotower Racing Team		Rui Andrade				Dallara F320 Spiess	Cryptotower Racing Team	19	82.04	28:59.560	169.7
Not classified: (Requirements: 75% of number laps of leader = 15 Laps)													
	31	Carlin		Zane Maloney		R	5	Dallara F320 Spiess	Carlin	1	04.31	2:06.329	123.0
	16	Van Amersfoort Racing		Andreas Estner				Dallara F320 HWA	Van Amersfoort Racing				





Red Bull Ring
Euroformula Open
Race - 2
Lap Analysis



4

Niklas Krütten

Dallara F320 Spiess

12

Glenn Van Berlo

Dallara F320 HWA

R

Team Motopark

R

DRIVEX

Lap	D	Time	Sector 1	Sector 2	Sector 3	T. Spd	Elapsed	Lap	D	Time	Sector 1	Sector 2	Sector 3	T. Spd	Elapsed
1		1:31.240	26.280	39.888	25.072	218.6	1:31.240	1		1:32.814	27.249	39.842	25.723	219.9	1:32.814
2		1:25.331	21.987	38.717	24.627	225.4	2:56.571	2		1:26.426	22.331	38.766	25.329	223.6	2:59.240
3		1:24.803	21.923	38.191	24.689	224.5	4:21.374	3		1:26.105	22.367	38.763	24.975	220.8	4:25.345
4		1:24.643	21.903	38.170	24.570	224.0	5:46.017	4		1:25.226	22.199	38.231	24.796	221.7	5:50.571
5		1:24.717	21.825	38.287	24.605	225.0	7:10.734	5		1:25.170	22.139	38.292	24.739	222.2	7:15.741
6		1:24.576	21.860	38.037	24.679	225.0	8:35.310	6		1:24.991	22.193	38.101	24.697	222.2	8:40.732
7		1:24.685	21.903	38.126	24.656	225.0	9:59.995	7		1:25.340	22.200	38.308	24.832	221.7	10:06.072
8		1:24.552	21.920	38.089	24.543	224.0	11:24.547	8		1:25.313	22.146	38.554	24.613	222.6	11:31.385
9		1:24.502	21.816	38.167	24.519	224.5	12:49.049	9		1:24.980	22.121	38.249	24.610	221.7	12:56.365
10		1:24.655	21.869	38.245	24.541	224.0	14:13.704	10		1:24.688	22.131	37.999	24.558	221.3	14:21.053
11		1:24.493	21.814	38.116	24.563	224.5	15:38.197	11		1:24.724	22.069	38.073	24.582	221.7	15:45.777
12		1:24.498	21.760	38.216	24.522	225.0	17:02.695	12		1:24.869	22.221	38.042	24.606	221.7	17:10.646
13		1:24.715	21.872	38.122	24.721	225.0	18:27.410	13		1:24.894	22.033	38.243	24.618	222.2	18:35.540
14		1:24.627	21.862	38.179	24.586	224.5	19:52.037	14		1:24.852	22.065	38.127	24.660	223.1	20:00.392
15		1:24.713	21.797	38.364	24.552	225.0	21:16.750	15		1:24.919	22.104	38.233	24.582	222.2	21:25.311
16		1:24.430	21.765	38.139	24.526	225.4	22:41.180	16		1:24.726	22.115	38.081	24.530	222.2	22:50.037
17		1:24.850	21.763	38.438	24.649	225.4	24:06.030	17		1:24.804	22.075	38.086	24.643	222.2	24:14.841
18		1:24.612	21.766	38.233	24.613	224.5	25:30.642	18		1:24.828	22.030	38.142	24.656	222.2	25:39.669
19		1:24.867	21.835	38.385	24.647	225.0	26:55.509	19		1:24.963	22.163	38.142	24.658	221.7	27:04.632
20		1:25.167	21.872	38.476	24.819	225.4	28:20.676	20		1:25.099	22.061	38.187	24.851	221.7	28:29.731

6

Ido Cohen

Dallara F320 Spiess

15

Sebastian Estner

Dallara F320 HWA

Carlin

R

Van Amersfoort Racing

Lap	D	Time	Sector 1	Sector 2	Sector 3	T. Spd	Elapsed	Lap	D	Time	Sector 1	Sector 2	Sector 3	T. Spd	Elapsed
1		1:31.926	26.602	40.120	25.204	218.6	1:31.926	1		1:32.453	25.863	40.569	26.021	215.5	1:32.453
2		1:25.711	22.152	38.735	24.824	222.6	2:57.637	2		1:25.660	22.135	38.529	24.996	223.6	2:58.113
3		1:25.146	22.070	38.290	24.786	222.6	4:22.783	3		1:25.365	22.010	38.472	24.883	224.5	4:23.478
4		1:25.056	21.961	38.293	24.802	223.1	5:47.839	4		1:25.017	22.035	38.267	24.715	223.1	5:48.495
5		1:24.827	22.031	38.188	24.608	220.8	7:12.666	5		1:24.767	21.978	38.332	24.457	224.5	7:13.262
6		1:24.491	21.879	38.077	24.535	223.1	8:37.157	6		1:24.702	21.880	38.158	24.664	225.9	8:37.964
7		1:26.232	21.952	38.149	26.131	223.1	10:03.389	7		1:24.470	21.869	38.086	24.515	225.0	10:02.434
8		1:28.655	22.684	41.051	24.920	222.2	11:32.044	8		1:24.759	22.049	38.272	24.438	222.6	11:27.193
9		1:25.183	22.106	38.457	24.620	223.6	12:57.227	9		1:24.398	21.919	37.978	24.501	223.6	12:51.591
10		1:24.781	21.932	38.230	24.619	225.0	14:22.008	10		1:24.570	21.960	38.170	24.440	222.2	14:16.161
11		1:25.193	21.846	38.480	24.867	224.0	15:47.201	11		1:24.561	21.985	38.172	24.404	223.1	15:40.722
12		1:25.073	22.067	38.298	24.708	223.1	17:12.274	12		1:24.602	21.840	38.288	24.474	223.6	17:05.324
13		1:24.718	21.955	38.131	24.632	223.6	18:36.992	13		1:24.660	21.917	38.277	24.466	223.1	18:29.984
14		1:24.425	21.851	38.039	24.535	225.4	20:01.417	14		1:24.192	21.787	38.071	24.334	223.6	19:54.176
15		1:24.775	21.855	38.333	24.587	225.0	21:26.192	15		1:24.475	21.799	38.202	24.474	223.6	21:18.651
16		1:24.699	21.815	38.359	24.525	225.4	22:50.891	16		1:24.251	21.827	38.101	24.323	223.6	22:42.902
17		1:25.171	21.761	38.753	24.657	226.4	24:16.062	17		1:24.255	21.800	38.018	24.437	224.0	24:07.157
18		1:24.871	21.913	38.367	24.591	223.1	25:40.933	18		1:24.308	21.783	38.060	24.465	224.0	25:31.465
19		1:24.692	21.873	38.281	24.538	225.0	27:05.625	19		1:24.551	21.753	38.226	24.572	225.4	26:56.016
20		1:24.891	21.809	38.258	24.824	225.9	28:30.516	20		1:25.083	21.809	38.478	24.796	226.8	28:21.099





Red Bull Ring
Euroformula Open
Race - 2
Lap Analysis



20

Yifei Ye

Dallara F320 Spiess

26

Ayrton Simmons

Dallara F320 HWA

Cryptotower Racing Team

Double R

Lap	D	Time	Sector 1	Sector 2	Sector 3	T. Spd	Elapsed	Lap	D	Time	Sector 1	Sector 2	Sector 3	T. Spd	Elapsed
1		1:30.113	25.938	39.463	24.712	211.7	1:30.113	1		1:33.851	28.614	39.504	25.733	217.3	1:33.851
2		1:24.651	22.192	38.064	24.395	219.9	2:54.764	2		1:26.925	22.197	39.177	25.551	225.4	3:00.776
3		1:24.251	22.019	37.864	24.368	221.3	4:19.015	3		1:26.139	22.128	38.578	25.433	226.4	4:26.915
4		1:24.130	21.930	37.846	24.354	221.7	5:43.145	4		1:25.553	22.058	38.764	24.731	228.8	5:52.468
5		1:24.598	22.081	37.965	24.552	221.3	7:07.743	5		1:25.078	22.128	38.245	24.705	224.0	7:17.546
6		1:23.953	21.840	37.752	24.361	221.3	8:31.696	6		1:24.988	22.068	38.271	24.649	225.0	8:42.534
7		1:23.946	21.885	37.667	24.394	222.2	9:55.642	7		1:24.675	21.999	38.160	24.516	224.0	10:07.209
8		1:24.163	21.868	37.908	24.387	222.2	11:19.805	8		1:25.524	21.978	38.405	25.141	225.0	11:32.733
9		1:24.014	21.841	37.777	24.396	222.6	12:43.819	9		1:25.092	22.034	38.310	24.748	225.9	12:57.825
10		1:23.875	21.830	37.712	24.333	222.2	14:07.694	10		1:24.979	21.865	38.359	24.755	226.8	14:22.804
11		1:23.955	21.872	37.749	24.334	221.7	15:31.649	11		1:25.071	21.904	38.348	24.819	226.8	15:47.875
12		1:23.916	21.851	37.692	24.373	222.6	16:55.565	12		1:25.486	21.922	38.745	24.819	227.8	17:13.361
13		1:24.049	21.757	37.853	24.439	223.1	18:19.614	13		1:24.640	21.820	38.195	24.625	225.9	18:38.001
14		1:26.790	21.763	40.655	24.372	224.0	19:46.404	14		1:24.434	21.913	38.055	24.466	225.9	20:02.435
15		1:24.140	21.684	38.108	24.348	223.1	21:10.544	15		1:24.585	21.797	38.141	24.647	227.3	21:27.020
16		1:24.614	21.782	38.449	24.383	223.6	22:35.158	16		1:24.530	21.704	38.256	24.570	227.8	22:51.550
17		1:24.377	21.688	38.181	24.508	223.6	23:59.535	17		1:25.132	21.664	38.522	24.946	227.8	24:16.682
18		1:24.555	21.783	38.324	24.448	223.1	25:24.090	18		1:25.182	21.766	38.687	24.729	228.3	25:41.864
19		1:24.867	21.833	38.364	24.670	224.0	26:48.957	19		1:24.906	21.829	38.370	24.707	227.8	27:06.770
20		1:25.314	21.881	38.943	24.490	222.2	28:14.271	20		1:25.140	21.868	38.492	24.780	225.0	28:31.910

25

Alexandre Bardinon

Dallara F320 HWA

31

Zane Maloney

Dallara F320 Spiess

Van Amersfoort Racing

R

Carlin

Lap	D	Time	Sector 1	Sector 2	Sector 3	T. Spd	Elapsed	Lap	D	Time	Sector 1	Sector 2	Sector 3	T. Spd	Elapsed				
1		1:33.539	27.646	40.305	25.588	226.8	1:33.539	1		2:06.329 P	32.618	51.783	41.928	121.0	2:06.329				
2		1:26.053	22.059	38.938	25.056	228.3	2:59.592	33							Manuel Maldonado				Dallara F320 Spiess
3		1:26.621	22.080	39.189	25.352	227.8	4:26.213								Team Motopark				
4		1:42.876	22.210	55.922	24.744	224.5	6:09.089	Lap D	Time	Sector 1	Sector 2	Sector 3	T. Spd	Elapsed					
5		1:25.928	22.069	38.508	25.351	222.6	7:35.017	1		1:30.803	26.205	39.648	24.950	218.6	1:30.803				
6		1:25.276	22.104	38.270	24.902	222.2	9:00.293	2		1:25.197	22.217	38.280	24.700	221.7	2:56.000				
7		1:24.817	22.092	38.208	24.517	222.2	10:25.110	3		1:24.723	21.972	38.031	24.720	222.2	4:20.723				
8		1:25.164	22.021	38.218	24.925	222.2	11:50.274	4		1:24.660	22.003	38.099	24.558	221.7	5:45.383				
9		1:25.317	22.184	38.204	24.929	222.2	13:15.591	5		1:24.503	21.920	38.102	24.481	221.7	7:09.886				
10		1:24.818	21.973	38.174	24.671	222.2	14:40.409	6		1:24.734	22.041	38.065	24.628	222.6	8:34.620				
11		1:24.804	22.093	37.970	24.741	222.2	16:05.213	7		1:24.597	22.078	38.059	24.460	222.2	9:59.217				
12		1:24.850	21.988	38.131	24.731	222.6	17:30.063	8		1:24.491	21.938	38.065	24.488	222.2	11:23.708				
13		1:24.822	21.730	38.194	24.898	223.1	18:54.885	9		1:24.550	21.898	38.062	24.590	222.6	12:48.258				
14		1:24.954	22.003	38.137	24.814	223.1	20:19.839	10		1:24.599	21.922	38.125	24.552	221.7	14:12.857				
15		1:24.781	21.994	38.071	24.716	222.2	21:44.620	11		1:24.573	21.931	38.111	24.531	221.7	15:37.430				
16		1:24.830	22.042	38.155	24.633	223.6	23:09.450	12		1:24.567	21.889	38.174	24.504	222.2	17:01.997				
17		1:24.680	21.863	38.139	24.678	223.6	24:34.130	13		1:24.657	21.872	38.074	24.711	222.2	18:26.654				
18		1:25.167	22.015	38.326	24.826	223.6	25:59.297	14		1:24.644	21.909	38.103	24.632	223.1	19:51.298				
19		1:25.194	22.089	38.306	24.799	223.6	27:24.491	15		1:24.674	21.853	38.287	24.534	223.1	21:15.972				
20		1:25.249	22.144	38.196	24.909	222.6	28:49.740	16		1:24.661	21.810	38.211	24.640	222.6	22:40.633				
								17		1:24.687	21.847	38.261	24.579	223.1	24:05.320				
								18		1:24.688	21.790	38.221	24.677	223.1	25:30.008				
								19		1:24.928	21.951	38.154	24.823	222.6	26:54.936				
								20		1:25.162	22.031	38.317	24.814	222.2	28:20.098				





Red Bull Ring
Euroformula Open
Race - 2
Lap Analysis



34

Shihab Al-Habsi

Dallara F320 HWA

R

DRIVEX

Lap	D	Time	Sector 1	Sector 2	Sector 3	T. Spd	Elapsed
1		1:34.663	27.504	40.639	26.520	223.6	1:34.663
2		1:26.800	22.470	38.535	25.795	222.2	3:01.463
3		1:26.295	22.218	38.641	25.436	225.0	4:27.758
4		1:26.366	22.270	39.069	25.027	222.2	5:54.124
5		1:25.670	22.328	38.429	24.913	224.5	7:19.794
6		1:25.345	22.193	38.226	24.926	220.8	8:45.139
7		1:25.730	22.044	38.663	25.023	222.6	10:10.869
8		1:25.253	22.194	38.302	24.757	223.6	11:36.122
9		1:25.420	22.173	38.246	25.001	223.1	13:01.542
10		1:25.219	22.109	38.351	24.759	225.4	14:26.761
11		1:25.188	22.126	38.342	24.720	225.0	15:51.949
12		1:25.053	22.075	38.120	24.858	221.7	17:17.002
13		1:25.191	22.143	38.354	24.694	224.0	18:42.193
14		1:25.102	22.041	38.301	24.760	223.1	20:07.295
15		1:25.424	22.073	38.486	24.865	224.5	21:32.719
16		1:25.319	22.107	38.376	24.836	222.6	22:58.038
17		1:25.548	22.138	38.487	24.923	222.2	24:23.586
18		1:25.408	22.099	38.369	24.940	221.7	25:48.994
19		1:25.585	22.238	38.302	25.045	222.6	27:14.579
20		1:26.017	22.147	38.709	25.161	223.6	28:40.596

99

Rui Andrade

Dallara F320 Spiess

Cryptotower Racing Team

Lap	D	Time	Sector 1	Sector 2	Sector 3	T. Spd	Elapsed
1		1:33.075	27.263	40.112	25.700	222.6	1:33.075
2		1:27.292	22.219	39.741	25.332	227.3	3:00.367
3		1:26.116	22.003	38.724	25.389	225.4	4:26.483
4		1:58.414 P	22.124	1:01.626	34.664	229.2	6:24.897
5		2:48.322	1:44.592	38.724	25.006	216.4	9:13.219
6		1:25.259	22.179	38.296	24.784	220.8	10:38.478
7		1:24.885	22.112	38.122	24.651	221.3	12:03.363
8		1:24.883	22.064	38.162	24.657	221.3	13:28.246
9		1:25.007	22.022	38.381	24.604	221.3	14:53.253
10		1:24.526	21.996	38.174	24.356	221.7	16:17.779
11		1:24.346	21.867	37.961	24.518	221.7	17:42.125
12		1:24.795	21.894	38.222	24.679	222.2	19:06.920
13		1:24.562	21.905	38.177	24.480	221.7	20:31.482
14		1:24.867	21.874	38.429	24.564	221.7	21:56.349
15		1:24.971	21.819	38.660	24.492	222.6	23:21.320
16		1:24.637	21.915	38.208	24.514	222.2	24:45.957
17		1:24.867	21.995	38.147	24.725	222.6	26:10.824
18		1:24.539	21.934	38.089	24.516	222.6	27:35.363
19		1:24.197	21.875	37.882	24.440	221.7	28:59.560





Red Bull Ring
Euroformula Open
Race - 2
Analysis by Lap



Num	Lap Time	Gap
Lap 1		
20	1:30.113	
33	1:30.803	00.690
4	1:31.240	01.127
6	1:31.926	01.813
15	1:32.453	02.340
12	1:32.814	02.701
99	1:33.075	02.962
25	1:33.539	03.426
26	1:33.851	03.738
34	1:34.663	04.550
31	2:06.329	36.216

Num	Lap Time	Gap
Lap 2		
20	1:24.651	
33	1:25.197	01.236
4	1:25.331	01.807
6	1:25.711	02.873
15	1:25.660	03.349
12	1:26.426	04.476
25	1:26.053	04.828
99	1:27.292	05.603
26	1:26.925	06.012
34	1:26.800	06.699

Num	Lap Time	Gap
Lap 3		
20	1:24.251	
33	1:24.723	01.708
4	1:24.803	02.359
6	1:25.146	03.768
15	1:25.365	04.463
12	1:26.105	06.330
25	1:26.621	07.198
99	1:26.116	07.468
26	1:26.139	07.900
34	1:26.295	08.743

Num	Lap Time	Gap
Lap 4		
20	1:24.130	
33	1:24.660	02.238

Num	Lap Time	Gap
Lap 5		
20	1:24.598	
33	1:24.503	02.143
4	1:24.717	02.991
6	1:24.827	04.923
15	1:24.767	05.519
12	1:25.170	07.998
26	1:25.078	09.803
34	1:25.670	12.051
25	1:25.928	27.274

Num	Lap Time	Gap
Lap 6		
20	1:23.953	
33	1:24.734	02.924
4	1:24.576	03.614
6	1:24.491	05.461
15	1:24.702	06.268
12	1:24.991	09.036
26	1:24.988	10.838
34	1:25.345	13.443
25	1:25.276	28.597
99	2:48.322	1 Lap

Num	Lap Time	Gap
Lap 7		
20	1:23.946	
33	1:24.597	03.575
4	1:24.685	04.353
15	1:24.470	06.792
6	1:26.232	07.747
12	1:25.340	10.430
26	1:24.675	11.567

Num	Lap Time	Gap
Lap 8		
20	1:24.163	
33	1:24.491	03.903
4	1:24.552	04.742
15	1:24.759	07.388
12	1:25.313	11.580
6	1:28.655	12.239
26	1:25.524	12.928
34	1:25.253	16.317
25	1:25.164	30.469

Num	Lap Time	Gap
Lap 9		
20	1:24.014	
33	1:24.550	04.439
4	1:24.502	05.230
15	1:24.398	07.772
12	1:24.980	12.546
6	1:25.183	13.408
26	1:25.092	14.006
34	1:25.420	17.723
25	1:25.317	31.772

Num	Lap Time	Gap
Lap 10		
20	1:23.875	
33	1:24.599	05.163
4	1:24.655	06.010
15	1:24.570	08.467
12	1:24.688	13.359
6	1:24.781	14.314
26	1:24.979	15.110
34	1:25.219	19.067
25	1:24.818	32.715

Num	Lap Time	Gap
Lap 11		
20	1:23.955	
33	1:24.573	05.781
4	1:24.493	06.548
15	1:24.561	09.073
12	1:24.724	14.128
6	1:25.193	15.552
26	1:25.071	16.226
34	1:25.188	20.300
25	1:24.804	33.564

Num	Lap Time	Gap
Lap 12		
20	1:23.916	
33	1:24.567	06.432
4	1:24.498	07.130
15	1:24.602	09.759
12	1:24.869	15.081
6	1:25.073	16.709
26	1:25.486	17.796
34	1:25.053	21.437
25	1:24.850	34.498

Num	Lap Time	Gap
Lap 13		
20	1:24.049	
33	1:24.657	07.040
4	1:24.715	07.796
15	1:24.660	10.370
12	1:24.894	15.926
6	1:24.718	17.378
26	1:24.640	18.387
34	1:25.191	22.579
25	1:24.822	35.271

Num	Lap Time	Gap
Lap 14		
20	1:26.790	
33	1:24.644	04.894
4	1:24.627	05.633

Num	Lap Time	Gap
Lap 15		
20	1:24.140	
33	1:24.674	05.428
4	1:24.713	06.206
15	1:24.475	08.107
12	1:24.919	14.767
6	1:24.775	15.648
26	1:24.585	16.476
34	1:25.424	22.175
25	1:24.781	34.076

Num	Lap Time	Gap
Lap 16		
20	1:24.614	
33	1:24.661	05.475
4	1:24.430	06.022
15	1:24.251	07.744
12	1:24.726	14.879
6	1:24.699	15.733
26	1:24.530	16.392
34	1:25.319	22.880
25	1:24.830	34.292

Num	Lap Time	Gap
Lap 17		
20	1:24.377	
33	1:24.687	05.785
4	1:24.850	06.495
15	1:24.255	07.622
12	1:24.804	15.306
6	1:25.171	16.527
26	1:25.132	17.147

Num	Lap Time	Gap
Lap 18		
20	1:24.192	
12	1:24.852	13.988
6	1:24.425	15.013
26	1:24.434	16.031
34	1:25.102	20.891
25	1:24.954	33.435
99	1:24.562	1 Lap

Num	Lap Time	Gap
Lap 19		
20	1:24.192	
12	1:24.852	13.988
6	1:24.425	15.013
26	1:24.434	16.031
34	1:25.102	20.891
25	1:24.954	33.435
99	1:24.562	1 Lap

Num	Lap Time	Gap
Lap 20		
20	1:24.192	
12	1:24.852	13.988
6	1:24.425	15.013
26	1:24.434	16.031
34	1:25.102	20.891
25	1:24.954	33.435
99	1:24.562	1 Lap

Num	Lap Time	Gap
Lap 21		
20	1:24.192	
12	1:24.852	13.988
6	1:24.425	15.013
26	1:24.434	16.031
34	1:25.102	20.891
25	1:24.954	33.435
99	1:24.562	1 Lap

Num	Lap Time	Gap
Lap 22		
20	1:24.192	
12	1:24.852	13.988
6	1:24.425	15.013
26	1:24.434	16.031
34	1:25.102	20.891
25	1:24.954	33.435
99	1:24.562	1 Lap

Num	Lap Time	Gap
Lap 23		
20	1:24.192	
12	1:24.852	13.988
6	1:24.425	15.013
26	1:24.434	16.031
34	1:25.102	20.891
25	1:24.954	33.435
99	1:24.562	1 Lap





Red Bull Ring
Euroformula Open
Race - 2
Analysis by Lap



Num	Lap Time	Gap
34	1:25.548	24.051
25	1:24.680	34.595
99	1:24.637	1 Lap

Lap 18

Num	Lap Time	Gap
20	1:24.555	
33	1:24.688	05.918
4	1:24.612	06.552
15	1:24.308	07.375
12	1:24.828	15.579
6	1:24.871	16.843
26	1:25.182	17.774
34	1:25.408	24.904
25	1:25.167	35.207
99	1:24.867	1 Lap

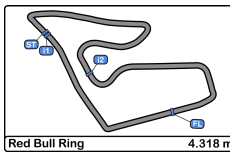
Lap 19

Num	Lap Time	Gap
20	1:24.867	
33	1:24.928	05.979
4	1:24.867	06.552
15	1:24.551	07.059
12	1:24.963	15.675
6	1:24.692	16.668
26	1:24.906	17.813
34	1:25.585	25.622
25	1:25.194	35.534
99	1:24.539	1 Lap

Lap 20

Num	Lap Time	Gap
20	1:25.314	
33	1:25.162	05.827
4	1:25.167	06.405
15	1:25.083	06.828
12	1:25.099	15.460
6	1:24.891	16.245
26	1:25.140	17.639
34	1:26.017	26.325
25	1:25.249	35.469
99	1:24.197	1 Lap



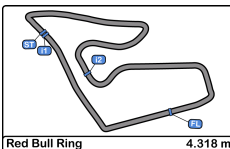


Red Bull Ring
Euroformula Open
Race - 2
Best Sectors Results



Sector - 1				Sector - 2				Sector - 3				Ideal Lap vs Best Lap				
Clas	Nº	Driver	Time	Nº	Driver	Time	Nº	Driver	Time	Clas	Nº	Driver	Ideal Lap	Best Lap	Clas	
1	26	Ayrton Simmons	21.664	20	Yifei Ye	37.667	15	Sebastian Estner	24.323	1	20	Yifei Ye	1:23.684	1:23.875	1	
2	20	Yifei Ye	21.684	99	Rui Andrade	37.882	20	Yifei Ye	24.333	2	15	Sebastian Estner	1:24.054	1:24.192	2	
3	25	Alexandre Bardinon	21.730	25	Alexandre Bardinon	37.970	99	Rui Andrade	24.356	3	99	Rui Andrade	1:24.057	1:24.197	3	
4	15	Sebastian Estner	21.753	15	Sebastian Estner	37.978	33	Manuel Maldonado	24.460	4	26	Ayrton Simmons	1:24.185	1:24.434	6	
5	4	Niklas Krütten	21.760	12	Glenn Van Berlo	37.999	26	Ayrton Simmons	24.466	5	25	Alexandre Bardinon	1:24.217	1:24.680	8	
6	6	Ido Cohen	21.761	33	Manuel Maldonado	38.031	25	Alexandre Bardinon	24.517	6	33	Manuel Maldonado	1:24.281	1:24.491	7	
7	33	Manuel Maldonado	21.790	4	Niklas Krütten	38.037	4	Niklas Krütten	24.519	7	4	Niklas Krütten	1:24.316	1:24.430	5	
8	99	Rui Andrade	21.819	6	Ido Cohen	38.039	6	Ido Cohen	24.525	8	6	Ido Cohen	1:24.325	1:24.425	4	
9	12	Glenn Van Berlo	22.030	26	Ayrton Simmons	38.055	12	Glenn Van Berlo	24.530	9	12	Glenn Van Berlo	1:24.559	1:24.688	9	
10	34	Shihab Al-Habsi	22.041	34	Shihab Al-Habsi	38.120	34	Shihab Al-Habsi	24.694	10	34	Shihab Al-Habsi	1:24.855	1:25.053	10	
11	31	Zane Maloney	32.618	31	Zane Maloney	51.783	31	Zane Maloney	41.928	11	31	Zane Maloney	2:06.329	2:06.329	11	



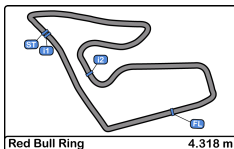


Red Bull Ring
Euroformula Open
Race - 2
Leader Sequence



Nº	Entrant	Nat	Driver	Nat	Cat	Chassis	Team	Start Lap	End Lap	Laps	Total Laps
20	Cryptotower Racing	CHN	Yifei Ye	CHN		Dallara F320 Spiess	Cryptotower Racing	1	20	20	20



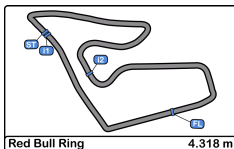


Red Bull Ring
Euroformula Open
Race - 2
Best 5 Lap Times



Cls	Nº	Entrant	Nat	Driver	Nat	Cat	Cls	Chassis - Engine	Team	Best 1		Best 2		Best 3		Best 4		Best 5	
										Time	Lap	Time	Lap	Time	Lap	Time	Lap	Time	Lap
1	20	Cryptotower Racing		Yifei Ye				Dallara F320 Spiess	Cryptotower Racing	1:23.875	10	1:23.916	12	1:23.946	7	1:23.953	6	1:23.955	11
2	15	Van Amersfoort Racing		Sebastian Estner		R	1	Dallara F320 HWA	Van Amersfoort Racing	1:24.192	14	1:24.251	16	1:24.255	17	1:24.308	18	1:24.398	9
3	99	Cryptotower Racing		Rui Andrade				Dallara F320 Spiess	Cryptotower Racing	1:24.197	19	1:24.346	11	1:24.526	10	1:24.539	18	1:24.562	13
4	6	Carlin		Ido Cohen				Dallara F320 Spiess	Carlin	1:24.425	14	1:24.491	6	1:24.692	19	1:24.699	16	1:24.718	13
5	4	Team Motopark		Niklas Krütten		R	2	Dallara F320 Spiess	Team Motopark	1:24.430	16	1:24.493	11	1:24.498	12	1:24.502	9	1:24.552	8
6	26	Double R		Ayrton Simmons		GBR		Dallara F320 HWA	Double R	1:24.434	14	1:24.530	16	1:24.585	15	1:24.640	13	1:24.675	7
7	33	Team Motopark		Manuel Maldonado		VEN		Dallara F320 Spiess	Team Motopark	1:24.491	8	1:24.503	5	1:24.550	9	1:24.567	12	1:24.573	11
8	25	Van Amersfoort Racing		Alexandre Bardinon		FRA		Dallara F320 HWA	Van Amersfoort Racing	1:24.680	17	1:24.781	15	1:24.804	11	1:24.817	7	1:24.818	10
9	12	DRIVEX		Glenn Van Berlo		R	3	Dallara F320 HWA	DRIVEX	1:24.688	10	1:24.724	11	1:24.726	16	1:24.804	17	1:24.828	18
10	34	DRIVEX		Shihab Al-Habsi		R	4	Dallara F320 HWA	DRIVEX	1:25.053	12	1:25.102	14	1:25.188	11	1:25.191	13	1:25.219	10
11	31	Carlin		Zane Maloney		R	5	Dallara F320 Spiess	Carlin	2:06.329	1								



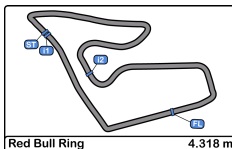


Red Bull Ring
Euroformula Open
Race - 2
Best 5 Top Speeds



Cls	Nº	Entrant	Nat	Driver	Nat	Cat	Cls	Chassis - Engine	Team	Top 1		Top 2		Top 3		Top 4		Top 5		Avg
										Km/h	Lap	Km/h	Lap	Km/h	Lap	Km/h	Lap	Km/h	Lap	
1	99	Cryptotower Racing		Rui Andrade				Dallara F320 Spiess	Cryptotower Racing	229.2	4	227.3	2	225.4	3	222.6	1	222.6	15	225.4
2	26	Double R		Ayrton Simmons				Dallara F320 HWA	Double R	228.8	4	228.3	18	227.8	12	227.8	16	227.8	17	228.1
3	25	Van Amersfoort Racing		Alexandre Bardinon				Dallara F320 HWA	Van Amersfoort Racing	228.3	2	227.8	3	226.8	1	224.5	4	223.6	16	226.2
4	15	Van Amersfoort Racing		Sebastian Estner		R	1	Dallara F320 HWA	Van Amersfoort Racing	226.8	20	225.9	6	225.4	19	225.0	7	224.5	3	225.5
5	6	Carlin		Ido Cohen				Dallara F320 Spiess	Carlin	226.4	17	225.9	20	225.4	14	225.4	16	225.0	10	225.6
6	4	Team Motopark		Niklas Krütten		R	2	Dallara F320 Spiess	Team Motopark	225.4	2	225.4	16	225.4	17	225.4	20	225.0	5	225.3
7	34	DRIVEX		Shihab Al-Habsi		R	3	Dallara F320 HWA	DRIVEX	225.4	10	225.0	3	225.0	11	224.5	5	224.5	15	224.9
8	20	Cryptotower Racing		Yifei Ye				Dallara F320 Spiess	Cryptotower Racing	224.0	14	224.0	19	223.6	16	223.6	17	223.1	13	223.6
9	12	DRIVEX		Glenn Van Berlo		R	4	Dallara F320 HWA	DRIVEX	223.6	2	223.1	14	222.6	8	222.2	5	222.2	6	222.7
10	33	Team Motopark		Manuel Maldonado				Dallara F320 Spiess	Team Motopark	223.1	14	223.1	15	223.1	17	223.1	18	222.6	6	223.0
11	31	Carlin		Zane Maloney		R	5	Dallara F320 Spiess	Carlin	121.0	1									121.0



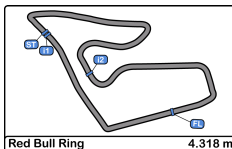


Red Bull Ring
Euroformula Open
Race - 2
Fastest Laps Sequence



Lap	Time of Day	Session Time	Nº	Entrant	Nat	Driver	Nat	Cat	Chassis - Engine	Team	Time	Km/h
2	12:30:37.266	2:54.266	20	Cryptotower Racing Team	● JPN	Yifei Ye	● CHN		Dallara F320 Spiess	Cryptotower Racing Team	1:24.651	183.6
3	12:32:01.517	4:18.517	20	Cryptotower Racing Team	● JPN	Yifei Ye	● CHN		Dallara F320 Spiess	Cryptotower Racing Team	1:24.251	184.5
4	12:33:25.647	5:42.647	20	Cryptotower Racing Team	● JPN	Yifei Ye	● CHN		Dallara F320 Spiess	Cryptotower Racing Team	1:24.130	184.7
6	12:36:14.198	8:31.198	20	Cryptotower Racing Team	● JPN	Yifei Ye	● CHN		Dallara F320 Spiess	Cryptotower Racing Team	1:23.953	185.1
7	12:37:38.144	9:55.144	20	Cryptotower Racing Team	● JPN	Yifei Ye	● CHN		Dallara F320 Spiess	Cryptotower Racing Team	1:23.946	185.1
10	12:41:50.196	14:07.196	20	Cryptotower Racing Team	● JPN	Yifei Ye	● CHN		Dallara F320 Spiess	Cryptotower Racing Team	1:23.875	185.3



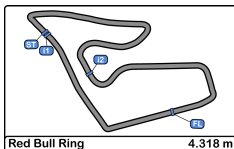


Red Bull Ring
Euroformula Open
Race - 2
Event Best Maximum Speed



Nº	Entrant	Nat	Driver	Nat	Cat	Clas	Chassis - Engine	Team	Km/h	Session
99	Cryptotower Racing Team		Rui Andrade				Dallara F320 Spiess	Cryptotower Racing Team	229.2	Race - 2
4	Team Motopark		Niklas Krütten		R	1	Dallara F320 Spiess	Team Motopark	228.8	Race - 1
26	Double R		Ayrton Simmons				Dallara F320 HWA	Double R	228.8	Race - 2
15	Van Amersfoort Racing		Sebastian Estner		R	2	Dallara F320 HWA	Van Amersfoort Racing	228.3	Race - 1
25	Van Amersfoort Racing		Alexandre Bardinon				Dallara F320 HWA	Van Amersfoort Racing	228.3	Race - 2
34	DRIVEX		Shihab Al-Habsi		R	3	Dallara F320 HWA	DRIVEX	227.8	Qualifying - 1
31	Carlin		Zane Maloney		R	4	Dallara F320 Spiess	Carlin	226.4	Free Practice - 2
6	Carlin		Ido Cohen				Dallara F320 Spiess	Carlin	226.4	Race - 2
16	Van Amersfoort Racing		Andreas Estner				Dallara F320 HWA	Van Amersfoort Racing	225.4	Qualifying - 1
20	Cryptotower Racing Team		Yifei Ye				Dallara F320 Spiess	Cryptotower Racing Team	224.0	Race - 2
12	DRIVEX		Glenn Van Berlo		R	5	Dallara F320 HWA	DRIVEX	223.6	Race - 2
33	Team Motopark		Manuel Maldonado				Dallara F320 Spiess	Team Motopark	223.1	Race - 2





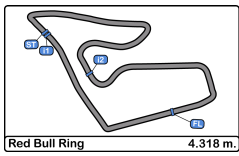
Red Bull Ring
Euroformula Open
Race - 2
Lap Chart



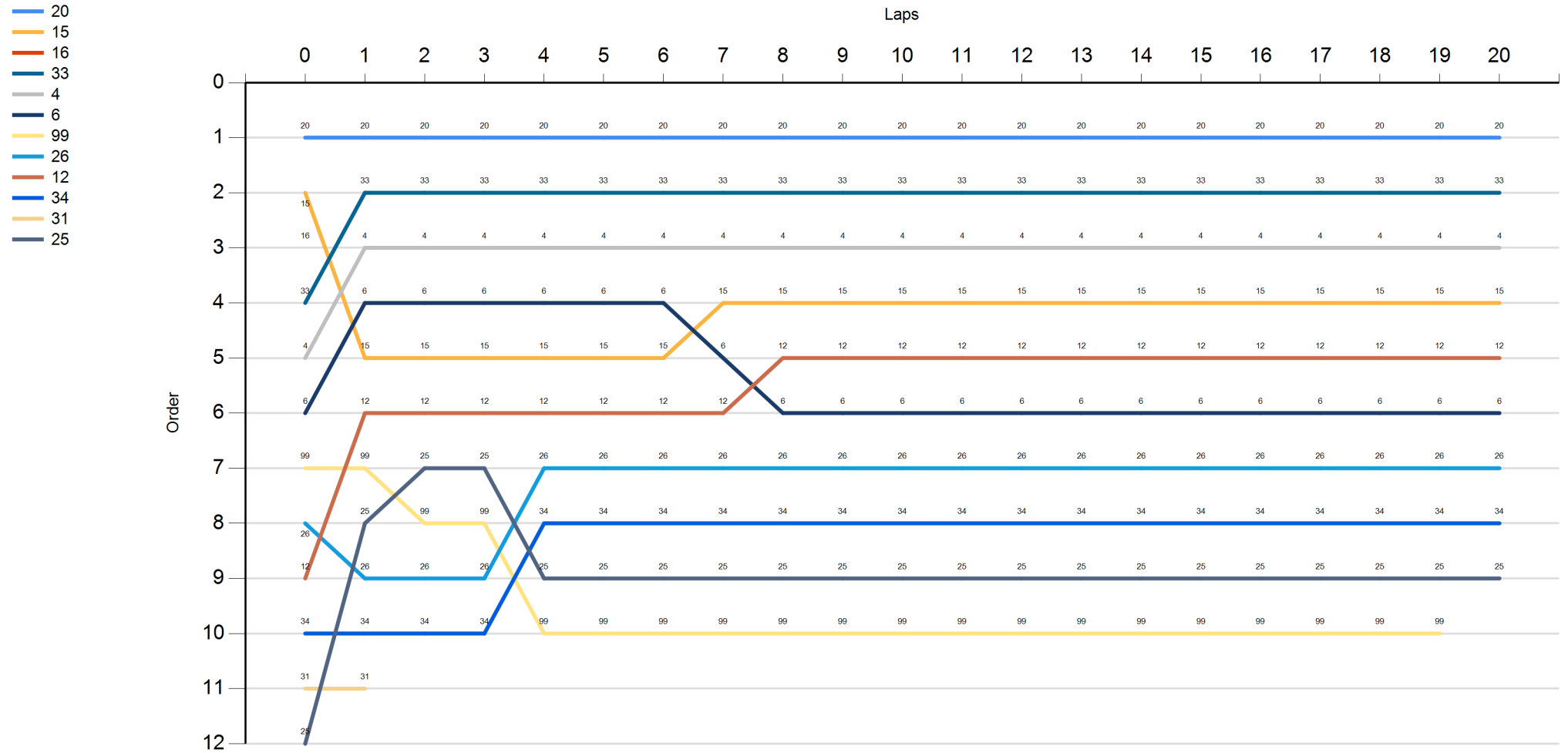
LAP

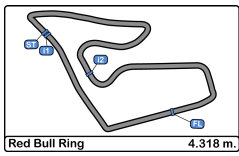
Nr	Po	Grid	1	2	3	4	5	6	7	8	9	10	11	12	13	14	15	16	17	18	19	20
20	1	20	20	20	20	20	20	20	20	20	20	20	20	20	20	20	20	20	20	20	20	20
15	2	15	33	33	33	33	33	33	33	33	33	33	33	33	33	33	33	33	33	33	33	33
16	3	16	4	4	4	4	4	4	4	4	4	4	4	4	4	4	4	4	4	4	4	4
33	4	33	6	6	6	6	6	6	15	15	15	15	15	15	15	15	15	15	15	15	15	15
4	5	4	15	15	15	15	15	15	6	12	12	12	12	12	12	12	12	12	12	12	12	12
6	6	6	12	12	12	12	12	12	12	6	6	6	6	6	6	6	6	6	6	6	6	6
99	7	99	99	25	25	26	26	26	26	26	26	26	26	26	26	26	26	26	26	26	26	26
26	8	26	25	99	99	34	34	34	34	34	34	34	34	34	34	34	34	34	34	34	34	34
12	9	12	26	26	26	25	25	25	25	25	25	25	25	25	25	25	25	25	25	25	25	25
34	10	34	34	34	34	99	99	99	99	99	99	99	99	99	99	99	99	99	99	99	99	99
31	11	31	31																			
25	12	25																				





Red Bull Ring
Euroformula Open
Race - 2
Graphic Lap Chart



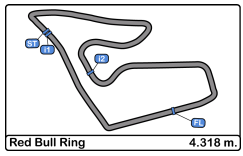


Red Bull Ring
Euroformula Open
Race - 2
Pit Stop Analysis



Nr.	In Day Time	Entrant	Nat	Driver	Nat	Cat	Chassis - Engine	Team	In Time	Stop N°	Pit Time	Handicap	Penalty
99	12:34:02.855	Cryptotower Racing Te		Rui Andrade			Dallara F320 Spiess	Cryptotower Racing Te	6:20.353	1	1:27.224		

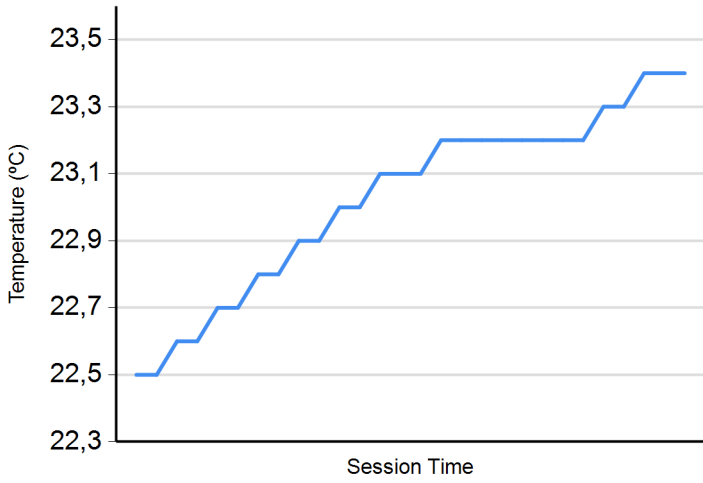




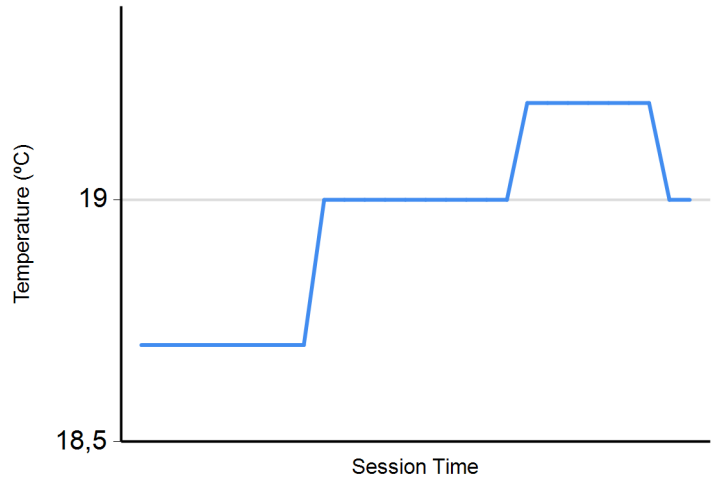
Red Bull Ring
Euroformula Open
Race - 2
Weather Report



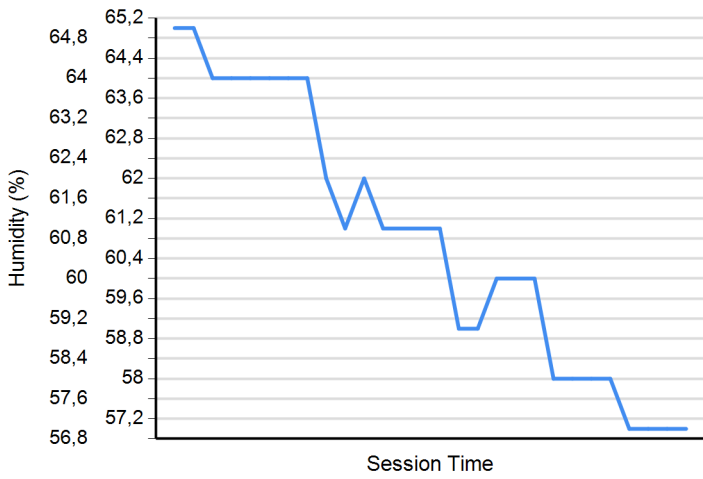
Air Temperature



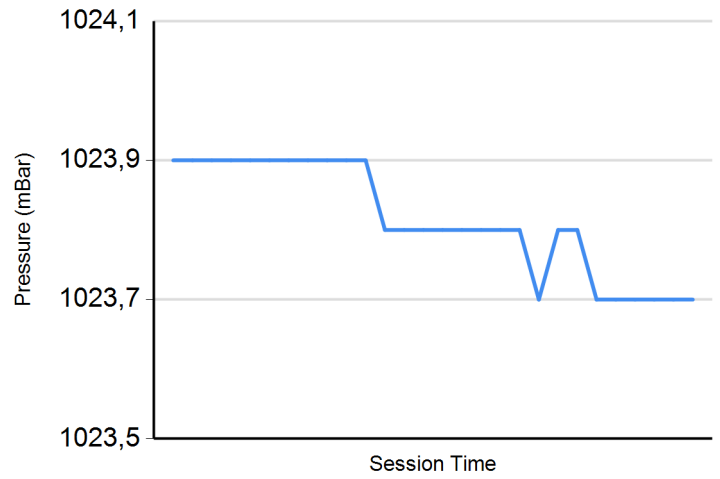
Track Temperature



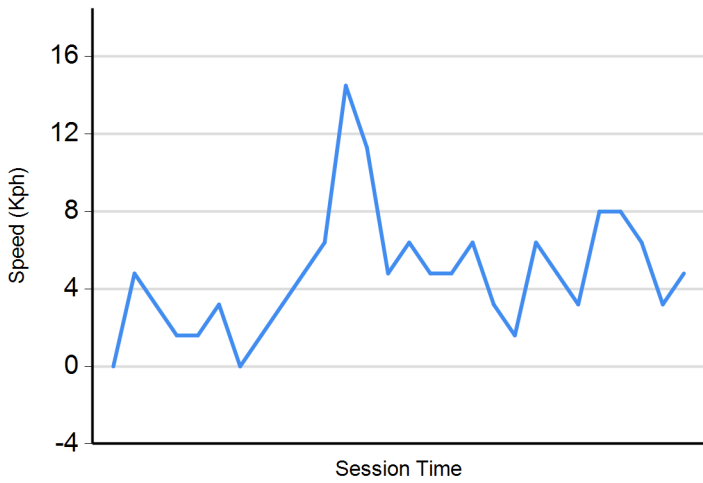
Humidity



Pressure



Wind Speed



Wind direction

North = 0°/360° Est = 90° South = 180° West = 270°

