

Spa Francorchamps
Euroformula Open
Free Practice - 1
Provisional Results



Clas	Nº	Entrant	Nat	Driver	Nat	Cat	Clas	Chassis - Engine	Team	Laps	Best	Time	Gap	Interval	Km/h
1	15	Van Amersfoort Racing	NLD	Sebastian Estner	DEU	R	1	Dallara F320 HWA	Van Amersfoort Racing	12	11	2:11.988			191.0
2	20	Cryptotower Racing Team	JPN	Yifei Ye	CHN			Dallara F320 Spiess	Cryptotower Racing Team	9	8	2:12.553	0.565	0.565	190.2
3	31	Carlin	GBR	Zane Maloney	BRB	R	2	Dallara F320 Spiess	Carlin	8	7	2:12.674	0.686	0.121	190.0
4	28	Team Motopark	DEU	Cameron Das	USA			Dallara F320 Spiess	Team Motopark	10	9	2:12.773	0.785	0.099	189.9
5	69	Cryptotower Racing Team	JPN	Lukas Dunner	AUT			Dallara F320 Spiess	Cryptotower Racing Team	9	8	2:12.841	0.853	0.068	189.8
6	16	Van Amersfoort Racing	NLD	Andreas Estner	DEU			Dallara F320 HWA	Van Amersfoort Racing	10	8	2:13.207	1.219	0.366	189.2
7	12	DRIVEX	ESP	Glenn Van Berlo	NLD	R	3	Dallara F320 HWA	DRIVEX	11	9	2:13.247	1.259	0.040	189.2
8	4	Team Motopark	DEU	Niklas Krütten	DEU	R	4	Dallara F320 Spiess	Team Motopark	9	8	2:13.682	1.694	0.435	188.6
9	33	Team Motopark	DEU	Manuel Maldonado	VEN			Dallara F320 Spiess	Team Motopark	9	8	2:13.747	1.759	0.065	188.5
10	8	Double R	GBR	Benjamin Pedersen	GBR			Dallara F320 HWA	Double R	10	8	2:13.911	1.923	0.164	188.2
11	99	Cryptotower Racing Team	JPN	Rui Andrade	AGO			Dallara F320 Spiess	Cryptotower Racing Team	9	8	2:14.087	2.099	0.176	188.0
12	6	Carlin	GBR	Ido Cohen	ISR			Dallara F320 Spiess	Carlin	7	6	2:16.684	4.696	2.597	184.4
13	25	Van Amersfoort Racing	NLD	Alexandre Bardinon	FRA			Dallara F320 HWA	Van Amersfoort Racing	10	9	2:18.112	6.124	1.428	182.5
14	26	Double R	GBR	Louis Foster	GBR			Dallara F320 HWA	Double R	4	4	2:18.447	6.459	0.335	182.1
15	34	DRIVEX	ESP	Matthias Lüthen	DEU	R	5	Dallara F320 HWA	DRIVEX	8	7	2:24.189	12.201	5.742	174.8

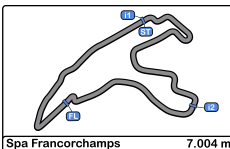
CAR 33 TIME 2:20.034 DELETED TRACK LIMITS AT T 3
 CAR 12 TIME 2:14.970 DELETED TRACK LIMITS AT T 3
 CAR 16 TIME 2:15.394 DELETED TRACK LIMITS AT T 3
 CAR 33 TIME 2:15.823 DELETED TRACK LIMITS AT T 3

Published at:.....

Track Temp: 5.0 °C Air Temp: 6.2 °C Humidity: 90 % Track Status: WET

Stewards:	Race Director:	Timekeeper:
-----------	----------------	-------------





Spa Francorchamps
Euroformula Open
Free Practice - 1
Provisional Results by Class



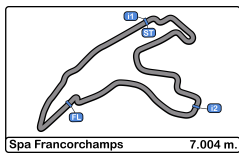
Clas	Nº	Entrant	Nat	Driver	Nat	Cat	Clas	Chassis - Engine	Team	Laps	Best	Time	Gap	Interval	Km/h
1	20	Cryptotower Racing	JPN	Yifei Ye	CHN			Dallara F320 Spiess	Cryptotower Racing	9	8	2:12.553			190.2
2	28	Team Motopark	DEU	Cameron Das	USA			Dallara F320 Spiess	Team Motopark	10	9	2:12.773	0.220	0.220	189.9
3	69	Cryptotower Racing	JPN	Lukas Dunner	AUT			Dallara F320 Spiess	Cryptotower Racing	9	8	2:12.841	0.288	0.068	189.8
4	16	Van Amersfoort	NLD	Andreas Estner	DEU			Dallara F320 HWA	Van Amersfoort	10	8	2:13.207	0.654	0.366	189.2
5	33	Team Motopark	DEU	Manuel Maldonado	VEN			Dallara F320 Spiess	Team Motopark	9	8	2:13.747	1.194	0.540	188.5
6	8	Double R	GBR	Benjamin Pedersen	GBR			Dallara F320 HWA	Double R	10	8	2:13.911	1.358	0.164	188.2
7	99	Cryptotower Racing	JPN	Rui Andrade	AGO			Dallara F320 Spiess	Cryptotower Racing	9	8	2:14.087	1.534	0.176	188.0
8	6	Carlin	GBR	Ido Cohen	ISR			Dallara F320 Spiess	Carlin	7	6	2:16.684	4.131	2.597	184.4
9	25	Van Amersfoort	NLD	Alexandre Bardinon	FRA			Dallara F320 HWA	Van Amersfoort	10	9	2:18.112	5.559	1.428	182.5
10	26	Double R	GBR	Louis Foster	GBR			Dallara F320 HWA	Double R	4	4	2:18.447	5.894	0.335	182.1
Rookie															
1	15	Van Amersfoort	NLD	Sebastian Estner	DEU	R	1	Dallara F320 HWA	Van Amersfoort	12	11	2:11.988			191.0
2	31	Carlin	GBR	Zane Maloney	BRB	R	2	Dallara F320 Spiess	Carlin	8	7	2:12.674	0.686	0.686	190.0
3	12	DRIVEX	ESP	Glenn Van Berlo	NLD	R	3	Dallara F320 HWA	DRIVEX	11	9	2:13.247	1.259	0.573	189.2
4	4	Team Motopark	DEU	Niklas Krütten	DEU	R	4	Dallara F320 Spiess	Team Motopark	9	8	2:13.682	1.694	0.435	188.6
5	34	DRIVEX	ESP	Matthias Lüthen	DEU	R	5	Dallara F320 HWA	DRIVEX	8	7	2:24.189	12.201	10.507	174.8

Published at:.....

Track Temp: 5.0 °C Air Temp: 6.2 °C Humidity: 90 % Track Status: WET

Stewards:	Race Director:	Timekeeper:
-----------	----------------	-------------





Spa Francorchamps
Euroformula Open
Free Practice - 1
Lap Analysis



4 Niklas Krütten Dallara F320 Spiess **15** Sebastian Estner Dallara F320 HWA
R Team Motopark R Van Amersfoort Racing

Lap	D	Time	Sector 1	Sector 2	Sector 3	T. Spd	Elapsed	Lap	D	Time	Sector 1	Sector 2	Sector 3	T. Spd	Elapsed
1		9:03:32.797 P	9:01:06.716	1:29.229	56.852	183.6	9:03:32.797	1		9:03:03.439	9:01:10.176	1:13.463	39.800	163.6	9:03:03.439
2		5:28.284 P	3:14.442	1:22.139	51.703	203.7	9:09:01.081	2		2:20.591	41.407	1:02.248	36.936	241.6	9:05:24.030
3		6:41.141 P	3:06.041	1:56.854	1:38.246	218.6	9:15:42.222	3		2:16.837	39.951	1:00.598	36.288	241.0	9:07:40.867
4		6:59.638	5:15.438	1:06.812	37.388	224.0	9:22:41.860	4		2:14.905	39.615	59.383	35.907	243.7	9:09:55.772
5		2:19.704	40.299	1:00.462	38.943	240.5	9:25:01.564	5		2:13.451	39.431	58.163	35.857	245.4	9:12:09.223
6		2:15.680	40.215	59.348	36.117	243.2	9:27:17.244	6		3:42.161 P	53.826	1:30.495	1:17.840	139.7	9:15:51.384
7		2:14.061	39.456	58.691	35.914	244.3	9:29:31.305	7		7:11.031	5:22.784	1:05.219	43.028	195.2	9:23:02.415
8		2:13.682	39.460	58.408	35.814	245.4	9:31:44.987	8		2:14.012	39.596	58.485	35.931	243.7	9:25:16.427
9		2:23.292 P	40.012	59.461	43.819	245.4	9:34:08.279	9		2:12.669	39.303	57.699	35.667	244.8	9:27:29.096

6 Ido Cohen Dallara F320 Spiess **10** Andreas Estner Dallara F320 HWA
Carlin Van Amersfoort Racing

Lap	D	Time	Sector 1	Sector 2	Sector 3	T. Spd	Elapsed	Lap	D	Time	Sector 1	Sector 2	Sector 3	T. Spd	Elapsed
1		9:03:34.447 P	9:01:15.325	1:22.698	56.424	171.9	9:03:34.447	10		2:12.243	39.234	57.320	35.689	245.4	9:29:41.339
2		5:48.112	3:57.534	1:11.225	39.353	215.5	9:09:22.559	11		2:11.988	39.207	57.121	35.660	246.0	9:31:53.327
3		2:23.115	41.982	1:03.901	37.232	235.8	9:11:45.674	12		2:23.256 P	39.197	58.039	46.020	246.5	9:34:16.583
4		3:57.604 P	40.590	1:39.011	1:38.003	241.6	9:15:43.278	16		9:03:01.406	9:01:10.282	1:10.435	40.689	206.5	9:03:01.406
5		13:15.995	11:35.616	1:03.150	37.229	219.5	9:28:59.273	2		2:36.981 P	43.913	1:04.498	48.570	206.8	9:05:38.387
6		2:16.684	40.039	59.787	36.858	240.5	9:31:15.957	3		5:31.376	3:52.147	1:02.206	37.023	216.4	9:11:09.763
7		2:24.299 P	39.799	59.364	45.136	244.8	9:33:40.256	4		3:24.478 P	39.664	1:14.384	1:30.430	249.4	9:14:34.241

8 Benjamin Pedersen Dallara F320 HWA **7** Yifei Ye Dallara F320 Spiess
Double R Cryptotower Racing Team

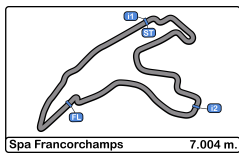
Lap	D	Time	Sector 1	Sector 2	Sector 3	T. Spd	Elapsed	Lap	D	Time	Sector 1	Sector 2	Sector 3	T. Spd	Elapsed
1		9:03:26.211	9:01:20.699	1:21.123	44.389	172.5	9:03:26.211	5		8:05.849	6:25.993	1:03.012	36.844	218.6	9:22:40.090
2		2:38.899 P	43.463	1:05.944	49.492	236.3	9:06:05.110	6		2:45.394	39.397	1:00.102	35.895	250.5	9:24:55.484
3		4:30.201	2:44.258	1:08.125	37.818	201.1	9:10:35.311	7		2:13.426	38.889	58.754	35.783	254.1	9:27:08.910
4		2:29.569 P	40.546	1:02.324	46.699	241.6	9:13:04.880	8		2:13.207	39.141	58.356	35.710	248.8	9:29:22.117
5		9:42.350	7:58.990	1:04.308	39.052	213.8	9:22:47.230	9		2:17.673	38.846	1:02.842	35.985	254.1	9:31:39.790
6		2:17.079	40.229	1:00.358	36.492	241.6	9:25:04.309	10		2:27.170 P	39.369	57.850	49.951	248.8	9:34:06.960
7		2:14.933	39.592	59.392	35.949	245.4	9:27:19.242	20		9:03:40.669 P	9:01:29.963	1:17.105	53.601	180.0	9:03:40.669
8		2:13.911	39.362	58.641	35.908	246.0	9:29:33.153	2		5:54.829 P	3:46.257	1:17.160	51.412	208.0	9:09:35.498
9		2:13.935	39.473	58.576	35.886	246.0	9:31:47.088	3		6:10.569 P	3:16.455	1:16.728	1:37.386	203.3	9:15:46.067
10		2:24.903 P	40.318	1:00.511	44.074	245.4	9:34:11.991	4		6:40.192	5:01.536	1:01.920	36.736	222.2	9:22:26.259

12 Glenn Van Berlo Dallara F320 HWA **8** Alexandre Estner Dallara F320 HWA
R DRIVEX

Lap	D	Time	Sector 1	Sector 2	Sector 3	T. Spd	Elapsed	Lap	D	Time	Sector 1	Sector 2	Sector 3	T. Spd	Elapsed
1		9:03:25.146	9:01:21.928	1:16.622	46.596	183.3	9:03:25.146	5		2:15.622	39.973	59.377	36.272	242.1	9:24:41.881
2		2:28.113	42.306	1:07.742	38.065	234.7	9:05:53.259	6		2:13.821	39.621	58.181	36.019	242.6	9:26:55.702
3		2:18.510	40.339	1:00.837	37.334	239.4	9:08:11.769	7		2:13.003	39.432	57.630	35.941	243.7	9:29:08.705
4		2:16.341	40.141	59.461	36.739	237.3	9:10:28.110	8		2:12.553	39.366	57.304	35.883	244.3	9:31:21.258
5		2:26.554 P	40.034	58.398	48.122	236.8	9:12:54.664	9		2:21.845 P	39.277	57.152	45.416	244.8	9:33:43.103
6		9:44.544	8:02.642	1:04.554	37.348	236.3	9:22:39.208	25		9:03:38.218	9:01:27.420	1:23.321	47.477	159.7	9:03:38.218
7		2:14.970	39.621	59.001	36.348	243.7	9:24:54.178	2		2:36.339	46.857	1:09.242	40.240	188.4	9:06:14.557
8		2:16.761	40.085	1:00.340	36.336	241.6	9:27:10.939	3		2:28.237	42.901	1:07.206	38.130	217.7	9:08:42.794
9		2:13.247	39.604	57.705	35.938	242.1	9:29:24.186	4		2:24.703	41.959	1:05.075	37.669	240.0	9:11:07.497
10		2:13.607	39.594	57.978	36.035	242.6	9:31:37.793	5		3:35.341 P	41.233	1:16.059	1:38.049	242.1	9:14:42.838
11		2:21.345 P	39.495	57.668	44.182	242.1	9:33:59.138	6		8:22.065	6:30.227	1:09.153	42.685	203.7	9:23:04.903

Lap	D	Time	Sector 1	Sector 2	Sector 3	T. Spd	Elapsed	Lap	D	Time	Sector 1	Sector 2	Sector 3	T. Spd	Elapsed
1		9:03:38.218	9:01:27.420	1:23.321	47.477	159.7	9:03:38.218	7		2:24.323	41.583	1:05.444	37.296	219.0	9:25:29.226
2		2:36.339	46.857	1:09.242	40.240	188.4	9:06:14.557	8		2:18.901	40.695	1:01.433	36.773	244.3	9:27:48.127
3		2:28.237	42.901	1:07.206	38.130	217.7	9:08:42.794	9		2:18.112	40.520	1:00.969	36.623	242.6	9:30:06.239
4		2:24.703	41.959	1:05.075	37.669	240.0	9:11:07.497	10		2:26.732 P	40.140		3:03.355	242.6	9:32:32.971
5		3:35.341 P	41.233	1:16.059	1:38.049	242.1	9:14:42.838								
6		8:22.065	6:30.227	1:09.153	42.685	203.7	9:23:04.903								
7		2:24.323	41.583	1:05.444	37.296	219.0	9:25:29.226								
8		2:18.901	40.695	1:01.433	36.773	244.3	9:27:48.127								
9		2:18.112	40.520	1:00.969	36.623	242.6	9:30:06.239								
10		2:26.732 P	40.140		3:03.355	242.6	9:32:32.971								





Spa Francorchamps
Euroformula Open
Free Practice - 1
Lap Analysis



26 Louis Foster Dallara F320 HWA **69** Lukas Dunner Dallara F320 Spiess
Double R Cryptotower Racing Team

Lap D	Time	Sector 1	Sector 2	Sector 3	T. Spd	Elapsed	Lap D	Time	Sector 1	Sector 2	Sector 3	T. Spd	Elapsed
1	9:03:22.914	9:01:17.175	1:19.910	45.829	166.4	9:03:22.914	1	9:03:31.103 P	9:01:03.252	1:31.586	56.265	149.7	9:03:31.103
2	2:27.772	43.749	1:05.540	38.483	229.7	9:05:50.686	2	7:15.630	5:27.507	1:08.677	39.446	204.5	9:10:46.733
3	2:21.851	41.296	1:03.740	36.815	238.4	9:08:12.537	3	2:44.946 P	41.692	1:08.666	54.588	206.1	9:13:31.679
4	2:18.447	40.144	1:01.499	36.804	244.8	9:10:30.984	4	8:58.545	7:18.468	1:02.800	37.277	205.3	9:22:30.224
5		39.974			243.7		5	2:16.056	39.708	59.117	37.231	245.4	9:24:46.280

28 Cameron Das Dallara F320 Spiess
Team Motopark

Lap D	Time	Sector 1	Sector 2	Sector 3	T. Spd	Elapsed
1	9:03:18.578 P	9:01:02.790	1:24.929	50.859	183.9	9:03:18.578
2	4:40.118 P	2:34.304	1:16.886	48.928	216.8	9:07:58.696
3	4:13.159	2:27.128	1:05.777	40.254	204.5	9:12:11.855
4	3:40.658 P	52.085	1:30.657	1:17.916	135.5	9:15:52.513
5	6:41.928	5:01.258	1:02.599	38.071	235.2	9:22:34.441
6	2:17.278	41.594	59.621	36.063	207.6	9:24:51.719
7	2:14.445	39.422	58.976	36.047	244.8	9:27:06.164
8	2:13.463	38.827	58.893	35.743	249.4	9:29:19.627
9	2:12.773	39.165	57.986	35.622	247.1	9:31:32.400
10	2:22.796 P	39.262		2:58.418	250.0	9:33:55.196

99 Rui Andrade Dallara F320 Spiess
Cryptotower Racing Team

Lap D	Time	Sector 1	Sector 2	Sector 3	T. Spd	Elapsed	Lap D	Time	Sector 1	Sector 2	Sector 3	T. Spd	Elapsed
1	9:04:33.266 P	9:02:18.354	1:21.567	53.345	179.4	9:04:33.266	1	9:04:33.266 P	9:02:18.354	1:21.567	53.345	179.4	9:04:33.266
2	6:30.474	4:39.625	1:11.296	39.553	213.4	9:11:03.740	2	6:30.474	4:39.625	1:11.296	39.553	213.4	9:11:03.740
3	2:41.989 P	42.454	1:08.183	51.352	227.3	9:13:45.729	3	2:41.989 P	42.454	1:08.183	51.352	227.3	9:13:45.729
4	8:46.364	7:04.734	1:03.990	37.640	205.3	9:22:32.093	4	8:46.364	7:04.734	1:03.990	37.640	205.3	9:22:32.093
5	2:16.252	39.649	1:00.229	36.374	247.7	9:24:48.345	5	2:16.252	39.649	1:00.229	36.374	247.7	9:24:48.345
6	2:17.371	39.520	1:00.873	36.978	246.5	9:27:05.716	6	2:17.371	39.520	1:00.873	36.978	246.5	9:27:05.716
7	2:15.517	39.243	1:00.481	35.793	251.1	9:29:21.233	7	2:15.517	39.243	1:00.481	35.793	251.1	9:29:21.233
8	2:14.087	39.193	58.887	36.007	248.8	9:31:35.320	8	2:14.087	39.193	58.887	36.007	248.8	9:31:35.320
9	2:22.467 P	39.273	59.423	43.771	248.2	9:33:57.787	9	2:22.467 P	39.273	59.423	43.771	248.2	9:33:57.787

31 Zane Maloney Dallara F320 Spiess
R Carlin

Lap D	Time	Sector 1	Sector 2	Sector 3	T. Spd	Elapsed
1	9:03:26.798 P	9:01:13.487	1:19.453	53.858	183.9	9:03:26.798
2	5:41.667	3:51.013	1:09.958	40.696	197.8	9:09:08.465
3	2:28.588 P	41.878	1:01.770	44.940	235.2	9:11:37.053
4	13:50.929	12:10.290	1:02.734	37.905	237.3	9:25:27.982
5	2:14.629	40.094	58.377	36.158	242.1	9:27:42.611
6	2:13.174	39.751	57.462	35.961	241.6	9:29:55.785
7	2:12.674	39.641	57.180	35.853	241.6	9:32:08.459
8	2:19.324 P	39.557	57.067	42.700	242.1	9:34:27.783

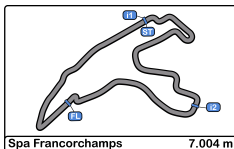
33 Manuel Maldonado Dallara F320 Spiess
Team Motopark

Lap D	Time	Sector 1	Sector 2	Sector 3	T. Spd	Elapsed
1	9:03:16.637 P	9:01:00.009	1:22.051	54.577	208.0	9:03:16.637
2	5:28.261 P	3:21.040	1:16.031	51.190	226.4	9:08:44.898
3	4:36.006 P	2:31.474	1:13.148	51.384	230.7	9:13:20.904
4	9:16.739	7:32.167	1:06.967	37.605	237.3	9:22:37.643
5	2:20.034	39.984	1:03.331	36.719	244.3	9:24:57.677
6	2:15.823	39.877	59.640	36.306	246.5	9:27:13.500
7	2:14.355	39.393	58.875	36.087	246.5	9:29:27.855
8	2:13.747	39.352	58.495	35.900	246.0	9:31:41.602
9	2:22.410 P	39.347	58.904	44.159	247.1	9:34:04.012

34 Matthias Lüthen Dallara F320 HWA
R DRIVEX

Lap D	Time	Sector 1	Sector 2	Sector 3	T. Spd	Elapsed
1	9:08:24.566	9:06:03.538	1:34.180	46.848	141.7	9:08:24.566
2	2:49.357	48.744	1:18.371	42.242	170.3	9:11:13.923
3	3:32.626 P	44.157	1:22.639	1:25.830	235.2	9:14:46.549
4	8:40.563	6:42.852	1:15.893	41.818	182.1	9:23:27.112
5	2:32.008	43.442	1:09.372	39.194	234.2	9:25:59.120
6	2:26.242	42.305	1:06.352	37.585	234.7	9:28:25.362
7	2:24.189	41.687	1:05.138	37.364	234.7	9:30:49.551
8	2:34.141 P	41.416	1:04.543	48.182	236.3	9:33:23.692



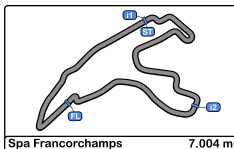


Spa Francorchamps
Euroformula Open
Free Practice - 1
Best Sectors Results



Sector - 1				Sector - 2				Sector - 3				Ideal Lap vs Best Lap				
Clas	Nº	Driver	Time	Nº	Driver	Time	Nº	Driver	Time	Clas	Nº	Driver	Ideal Lap	Best Lap	Clas	
1	28	Cameron Das	38.827	31	Zane Maloney	57.067	28	Cameron Das	35.622	1	15	Sebastian Estner	2:11.978	2:11.988	1	
2	16	Andreas Estner	38.846	15	Sebastian Estner	57.121	15	Sebastian Estner	35.660	2	20	Yifei Ye	2:12.312	2:12.553	2	
3	99	Rui Andrade	39.193	20	Yifei Ye	57.152	16	Andreas Estner	35.710	3	16	Andreas Estner	2:12.406	2:13.207	6	
4	15	Sebastian Estner	39.197	12	Glenn Van Berlo	57.668	69	Lukas Dunner	35.724	4	28	Cameron Das	2:12.435	2:12.773	4	
5	20	Yifei Ye	39.277	69	Lukas Dunner	57.801	99	Rui Andrade	35.793	5	31	Zane Maloney	2:12.477	2:12.674	3	
6	69	Lukas Dunner	39.316	16	Andreas Estner	57.850	4	Niklas Krütten	35.814	6	69	Lukas Dunner	2:12.841	2:12.841	5	
7	33	Manuel Maldonado	39.347	28	Cameron Das	57.986	31	Zane Maloney	35.853	7	12	Glenn Van Berlo	2:13.101	2:13.247	7	
8	8	Benjamin Pedersen	39.362	4	Niklas Krütten	58.408	20	Yifei Ye	35.883	8	4	Niklas Krütten	2:13.678	2:13.682	8	
9	4	Niklas Krütten	39.456	33	Manuel Maldonado	58.495	8	Benjamin Pedersen	35.886	9	33	Manuel Maldonado	2:13.742	2:13.747	9	
10	12	Glenn Van Berlo	39.495	8	Benjamin Pedersen	58.576	33	Manuel Maldonado	35.900	10	8	Benjamin Pedersen	2:13.824	2:13.911	10	
11	31	Zane Maloney	39.557	99	Rui Andrade	58.887	12	Glenn Van Berlo	35.938	11	99	Rui Andrade	2:13.873	2:14.087	11	
12	6	Ido Cohen	39.799	6	Ido Cohen	59.364	25	Alexandre Bardinon	36.623	12	6	Ido Cohen	2:16.021	2:16.684	12	
13	26	Louis Foster	39.974	25	Alexandre Bardinon	1:00.969	26	Louis Foster	36.804	13	25	Alexandre Bardinon	2:17.732	2:18.112	13	
14	25	Alexandre Bardinon	40.140	26	Louis Foster	1:01.499	6	Ido Cohen	36.858	14	26	Louis Foster	2:18.277	2:18.447	14	
15	34	Matthias Lüthen	41.416	34	Matthias Lüthen	1:04.543	34	Matthias Lüthen	37.364	15	34	Matthias Lüthen	2:23.323	2:24.189	15	



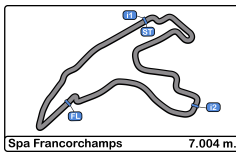


Spa Francorchamps
Euroformula Open
Free Practice - 1
Best 5 Lap Times



Cls	Nº	Entrant	Nat	Driver	Nat	Cat	Cls	Chassis - Engine	Team	Best 1		Best 2		Best 3		Best 4		Best 5	
										Time	Lap	Time	Lap	Time	Lap	Time	Lap	Time	Lap
1	15	Van Amersfoort Racing	NLD	Sebastian Estner	DEU	R	1	Dallara F320 HWA	Van Amersfoort Racing	2:11.988	11	2:12.243	10	2:12.669	9	2:13.451	5	2:14.012	8
2	20	Cryptotower Racing	JPN	Yifei Ye	CHN			Dallara F320 Spiess	Cryptotower Racing	2:12.553	8	2:13.003	7	2:13.821	6	2:15.622	5	2:21.845	9
3	31	Carlin	GBR	Zane Maloney	BRB	R	2	Dallara F320 Spiess	Carlin	2:12.674	7	2:13.174	6	2:14.629	5	2:19.324	8	2:28.588	3
4	28	Team Motopark	DEU	Cameron Das	USA			Dallara F320 Spiess	Team Motopark	2:12.773	9	2:13.463	8	2:14.445	7	2:17.278	6	2:22.796	10
5	69	Cryptotower Racing	JPN	Lukas Dunner	AUT			Dallara F320 Spiess	Cryptotower Racing	2:12.841	8	2:13.002	7	2:16.056	5	2:18.993	6	2:23.006	9
6	16	Van Amersfoort Racing	NLD	Andreas Estner	DEU			Dallara F320 HWA	Van Amersfoort Racing	2:13.207	8	2:13.426	7	2:17.673	9	2:27.170	10	2:36.981	2
7	12	DRIVEX	ESP	Glenn Van Berlo	NLD	R	3	Dallara F320 HWA	DRIVEX	2:13.247	9	2:13.607	10	2:16.341	4	2:16.761	8	2:18.510	3
8	4	Team Motopark	DEU	Niklas Krütten	DEU	R	4	Dallara F320 Spiess	Team Motopark	2:13.682	8	2:14.061	7	2:15.680	6	2:19.704	5	2:23.292	9
9	33	Team Motopark	DEU	Manuel Maldonado	VEN			Dallara F320 Spiess	Team Motopark	2:13.747	8	2:14.355	7	2:22.410	9	5:28.261	2	9:16.739	4
10	8	Double R	GBR	Benjamin Pedersen	GBR			Dallara F320 HWA	Double R	2:13.911	8	2:13.935	9	2:14.933	7	2:17.079	6	2:24.903	10
11	99	Cryptotower Racing	JPN	Rui Andrade	AGO			Dallara F320 Spiess	Cryptotower Racing	2:14.087	8	2:15.517	7	2:16.252	5	2:17.371	6	2:22.467	9
12	6	Carlin	GBR	Ido Cohen	ISR			Dallara F320 Spiess	Carlin	2:16.684	6	2:23.115	3	2:24.299	7	5:48.112	2	13:15.99	5
13	25	Van Amersfoort Racing	NLD	Alexandre Bardinon	FRA			Dallara F320 HWA	Van Amersfoort Racing	2:18.112	9	2:18.901	8	2:24.323	7	2:24.703	4	2:26.732	10
14	26	Double R	GBR	Louis Foster	GBR			Dallara F320 HWA	Double R	2:18.447	4	2:21.851	3	2:27.772	2				
15	34	DRIVEX	ESP	Matthias Lüthen	DEU	R	5	Dallara F320 HWA	DRIVEX	2:24.189	7	2:26.242	6	2:32.008	5	2:34.141	8	2:49.357	2



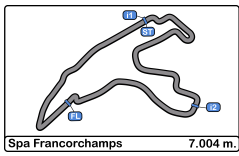


Spa Francorchamps
Euroformula Open
Free Practice - 1
Best 5 Top Speeds



Cls	Nº	Entrant	Nat	Driver	Nat	Cat	Cls	Chassis - Engine	Team	Top 1		Top 2		Top 3		Top 4		Top 5		Avg
										Km/h	Lap	Km/h	Lap	Km/h	Lap	Km/h	Lap	Km/h	Lap	
1	16	Van Amersfoort Racing	NLD	Andreas Estner	DEU			Dallara F320 HWA	Van Amersfoort Racing	254.1	7	254.1	9	250.5	6	249.4	4	248.8	8	251.4
2	99	Cryptotower Racing	JPN	Rui Andrade	AGO			Dallara F320 Spiess	Cryptotower Racing	251.1	7	248.8	8	248.2	9	247.7	5	246.5	6	248.5
3	28	Team Motopark	DEU	Cameron Das	USA			Dallara F320 Spiess	Team Motopark	250.0	10	249.4	8	247.1	9	244.8	7	235.2	5	245.3
4	33	Team Motopark	DEU	Manuel Maldonado	VEN			Dallara F320 Spiess	Team Motopark	247.1	9	246.5	6	246.5	7	246.0	8	244.3	5	246.1
5	15	Van Amersfoort Racing	NLD	Sebastian Estner	DEU	R	1	Dallara F320 HWA	Van Amersfoort Racing	246.5	12	246.0	11	245.4	5	245.4	10	244.8	9	245.6
6	69	Cryptotower Racing	JPN	Lukas Dunner	AUT			Dallara F320 Spiess	Cryptotower Racing	246.5	6	246.0	8	245.4	5	245.4	7	235.8	9	243.8
7	8	Double R	GBR	Benjamin Pedersen	GBR			Dallara F320 HWA	Double R	246.0	8	246.0	9	245.4	7	245.4	10	241.6	4	244.9
8	4	Team Motopark	DEU	Niklas Krütten	DEU	R	2	Dallara F320 Spiess	Team Motopark	245.4	8	245.4	9	244.3	7	243.2	6	240.5	5	243.8
9	6	Carlin	GBR	Ido Cohen	ISR			Dallara F320 Spiess	Carlin	244.8	7	241.6	4	240.5	6	235.8	3	219.5	5	236.4
10	20	Cryptotower Racing	JPN	Yifei Ye	CHN			Dallara F320 Spiess	Cryptotower Racing	244.8	9	244.3	8	243.7	7	242.6	6	242.1	5	243.5
11	26	Double R	GBR	Louis Foster	GBR			Dallara F320 HWA	Double R	244.8	4	243.7	5	238.4	3	229.7	2	166.4	1	224.6
12	25	Van Amersfoort Racing	NLD	Alexandre Bardinon	FRA			Dallara F320 HWA	Van Amersfoort Racing	244.3	8	242.6	9	242.6	10	242.1	5	240.0	4	242.3
13	12	DRIVEX	ESP	Glenn Van Berlo	NLD	R	3	Dallara F320 HWA	DRIVEX	243.7	7	242.6	10	242.1	9	242.1	11	241.6	8	242.4
14	31	Carlin	GBR	Zane Maloney	BRB	R	4	Dallara F320 Spiess	Carlin	242.1	5	242.1	8	241.6	6	241.6	7	237.3	4	240.9
15	34	DRIVEX	ESP	Matthias Lüthen	DEU	R	5	Dallara F320 HWA	DRIVEX	236.3	8	235.2	3	234.7	6	234.7	7	234.2	5	235.0



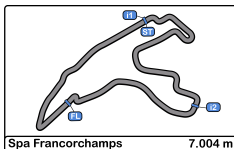


Spa Francorchamps
Euroformula Open
Free Practice - 1
Fastest Laps Sequence



Lap	Time of Day	Session Time	Nº	Entrant	Nat	Driver	Nat	Cat	Chassis - Engine	Team	Time	Km/h
2	9:05:24.030	5:24.030	15	Van Amersfoort Racing		Sebastian Estner		R	Dallara F320 HWA	Van Amersfoort Racing	2:20.591	179.3
3	9:07:40.867	7:40.867	15	Van Amersfoort Racing		Sebastian Estner		R	Dallara F320 HWA	Van Amersfoort Racing	2:16.837	184.2
4	9:09:55.772	9:55.772	15	Van Amersfoort Racing		Sebastian Estner		R	Dallara F320 HWA	Van Amersfoort Racing	2:14.905	186.9
5	9:12:09.223	12:09.223	15	Van Amersfoort Racing		Sebastian Estner		R	Dallara F320 HWA	Van Amersfoort Racing	2:13.451	188.9
7	9:27:08.910	27:08.910	16	Van Amersfoort Racing		Andreas Estner			Dallara F320 HWA	Van Amersfoort Racing	2:13.426	188.9
9	9:27:29.096	27:29.096	15	Van Amersfoort Racing		Sebastian Estner		R	Dallara F320 HWA	Van Amersfoort Racing	2:12.669	190.0
10	9:29:41.339	29:41.339	15	Van Amersfoort Racing		Sebastian Estner		R	Dallara F320 HWA	Van Amersfoort Racing	2:12.243	190.6
11	9:31:53.327	31:53.327	15	Van Amersfoort Racing		Sebastian Estner		R	Dallara F320 HWA	Van Amersfoort Racing	2:11.988	191.0



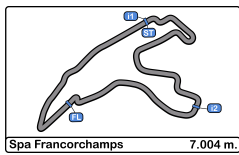


Spa Francorchamps
Euroformula Open
Free Practice - 1
Event Best Maximum Speed



Nº	Entrant	Nat	Driver	Nat	Cat	Clas	Chassis - Engine	Team	Km/h	Session
16	Van Amersfoort Racing	NLD	Andreas Estner	DEU			Dallara F320 HWA	Van Amersfoort Racing	254.1	Free Practice - 1
99	Cryptotower Racing Team	JPN	Rui Andrade	AGO			Dallara F320 Spiess	Cryptotower Racing Team	251.1	Free Practice - 1
28	Team Motopark	DEU	Cameron Das	USA			Dallara F320 Spiess	Team Motopark	250.0	Free Practice - 1
33	Team Motopark	DEU	Manuel Maldonado	VEN			Dallara F320 Spiess	Team Motopark	247.1	Free Practice - 1
69	Cryptotower Racing Team	JPN	Lukas Dunner	AUT			Dallara F320 Spiess	Cryptotower Racing Team	246.5	Free Practice - 1
15	Van Amersfoort Racing	NLD	Sebastian Estner	DEU	R	1	Dallara F320 HWA	Van Amersfoort Racing	246.5	Free Practice - 1
8	Double R	GBR	Benjamin Pedersen	GBR			Dallara F320 HWA	Double R	246.0	Free Practice - 1
4	Team Motopark	DEU	Niklas Krütten	DEU	R	2	Dallara F320 Spiess	Team Motopark	245.4	Free Practice - 1
26	Double R	GBR	Louis Foster	GBR			Dallara F320 HWA	Double R	244.8	Free Practice - 1
6	Carlin	GBR	Ido Cohen	ISR			Dallara F320 Spiess	Carlin	244.8	Free Practice - 1
20	Cryptotower Racing Team	JPN	Yifei Ye	CHN			Dallara F320 Spiess	Cryptotower Racing Team	244.8	Free Practice - 1
25	Van Amersfoort Racing	NLD	Alexandre Bardion	FRA			Dallara F320 HWA	Van Amersfoort Racing	244.3	Free Practice - 1
12	DRIVEX	ESP	Glenn Van Berlo	NLD	R	3	Dallara F320 HWA	DRIVEX	243.7	Free Practice - 1
31	Carlin	GBR	Zane Maloney	BRB	R	4	Dallara F320 Spiess	Carlin	242.1	Free Practice - 1
34	DRIVEX	ESP	Matthias Lüthen	DEU	R	5	Dallara F320 HWA	DRIVEX	236.3	Free Practice - 1





Spa Francorchamps
Euroformula Open
Free Practice - 1
Pit Stop Analysis



4 Niklas Krütten R Team Motopark
Dallara F320 Spiess

Nr.	In Day Time	In Time	Out Time	Pit Time	T. Pit Time	Handicap	Penalty
1	9:03:26.793	9:03:26.793	9:06:02.885	2:36.092	2:36.092		
2	9:08:55.176	9:08:55.176	9:11:24.619	2:29.443	5:05.535		
3	9:15:36.202	9:15:36.202	9:20:19.012	4:42.810	9:48.345		

6 Ido Cohen Carlin
Dallara F320 Spiess

Nr.	In Day Time	In Time	Out Time	Pit Time	T. Pit Time	Handicap	Penalty
1	9:03:28.767	9:03:28.767	9:06:49.748	3:20.981	3:20.981		
2	9:15:37.478	9:15:37.478	9:26:39.968	11:02.490	14:23.471		

8 Benjamin Pedersen Double R
Dallara F320 HWA

Nr.	In Day Time	In Time	Out Time	Pit Time	T. Pit Time	Handicap	Penalty
1	9:05:59.632	9:05:59.632	9:08:10.016	2:10.384	2:10.384		
2	9:12:59.529	9:12:59.529	9:20:24.649	7:25.120	9:35.504		

12 Glenn Van Berlo R DRIVEX
Dallara F320 HWA

Nr.	In Day Time	In Time	Out Time	Pit Time	T. Pit Time	Handicap	Penalty
1	9:12:49.341	9:12:49.341	9:20:19.948	7:30.607	7:30.607		

15 Sebastian Estner R Van Amersfoort Racing
Dallara F320 HWA

Nr.	In Day Time	In Time	Out Time	Pit Time	T. Pit Time	Handicap	Penalty
1	9:15:45.845	9:15:45.845	9:20:34.432	4:48.587	4:48.587		

16 Andreas Estner Van Amersfoort Racing
Dallara F320 HWA

Nr.	In Day Time	In Time	Out Time	Pit Time	T. Pit Time	Handicap	Penalty
1	9:05:33.021	9:05:33.021	9:08:52.390	3:19.369	3:19.369		
2	9:14:28.931	9:14:28.931	9:20:22.082	5:53.151	9:12.520		

20 Yifei Ye Cryptotower Racing Team
Dallara F320 Spiess

Nr.	In Day Time	In Time	Out Time	Pit Time	T. Pit Time	Handicap	Penalty
1	9:03:34.265	9:03:34.265	9:06:43.378	3:09.113	3:09.113		
2	9:09:29.615	9:09:29.615	9:12:08.664	2:39.049	5:48.162		
3	9:15:39.981	9:15:39.981	9:20:10.934	4:30.953	10:19.115		

25 Alexandre Bardinon Van Amersfoort Racing
Dallara F320 HWA

Nr.	In Day Time	In Time	Out Time	Pit Time	T. Pit Time	Handicap	Penalty
1	9:14:37.689	9:14:37.689	9:20:29.692	5:52.003	5:52.003		

28 Cameron Das Team Motopark
Dallara F320 Spiess

Nr.	In Day Time	In Time	Out Time	Pit Time	T. Pit Time	Handicap	Penalty
1	9:03:13.160	9:03:13.160	9:05:09.334	1:56.174	1:56.174		
2	9:07:53.380	9:07:53.380	9:09:43.844	1:50.464	3:46.638		
3	9:15:46.978	9:15:46.978	9:20:16.853	4:29.875	8:16.513		

31 Zane Maloney R Carlin
Dallara F320 Spiess

Nr.	In Day Time	In Time	Out Time	Pit Time	T. Pit Time	Handicap	Penalty
1	9:03:21.502	9:03:21.502	9:06:33.300	3:11.798	3:11.798		
2	9:11:31.830	9:11:31.830	9:23:09.995	11:38.165	14:49.963		

33 Manuel Maldonado Team Motopark
Dallara F320 Spiess

Nr.	In Day Time	In Time	Out Time	Pit Time	T. Pit Time	Handicap	Penalty
1	9:03:10.255	9:03:10.255	9:05:54.649	2:44.394	2:44.394		
2	9:08:39.405	9:08:39.405	9:10:35.371	1:55.966	4:40.360		
3	9:13:14.877	9:13:14.877	9:20:15.645	7:00.768	11:41.128		

34 Matthias Lüthen R DRIVEX
Dallara F320 HWA

Nr.	In Day Time	In Time	Out Time	Pit Time	T. Pit Time	Handicap	Penalty
1	9:14:40.589	9:14:40.589	9:20:46.097	6:05.508	6:05.508		

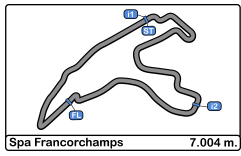
69 Lukas Dunner Cryptotower Racing Team
Dallara F320 Spiess

Nr.	In Day Time	In Time	Out Time	Pit Time	T. Pit Time	Handicap	Penalty
1	9:03:25.304	9:03:25.304	9:08:18.171	4:52.867	4:52.867		
2	9:13:25.831	9:13:25.831	9:20:13.836	6:48.005	11:40.872		

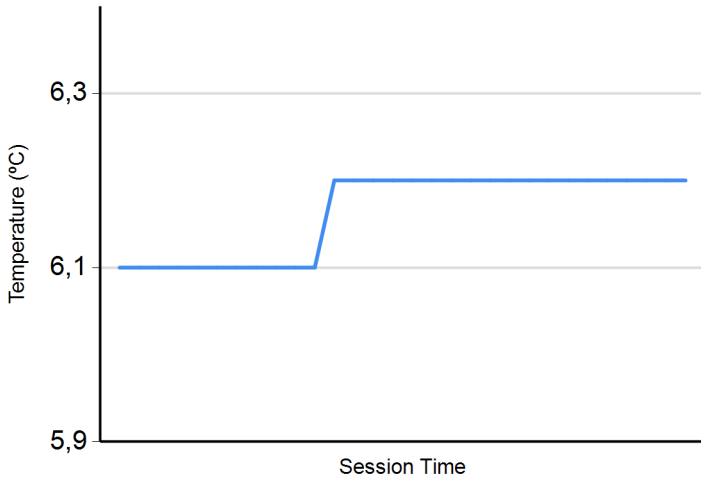
99 Rui Andrade Cryptotower Racing Team
Dallara F320 Spiess

Nr.	In Day Time	In Time	Out Time	Pit Time	T. Pit Time	Handicap	Penalty
1	9:04:27.936	9:04:27.936	9:08:30.701	4:02.765	4:02.765		
2	9:13:40.081	9:13:40.081	9:20:12.398	6:32.317	10:35.082		

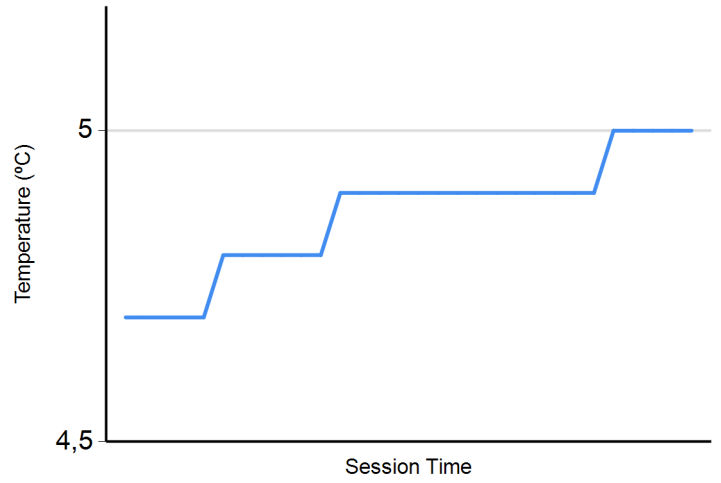




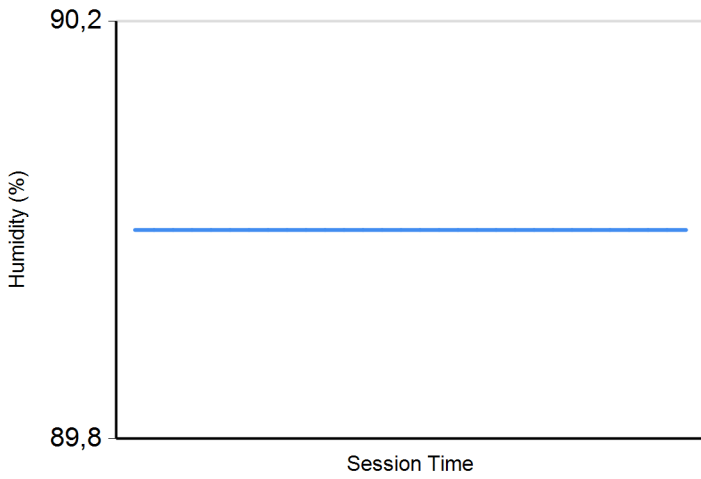
Air Temperature



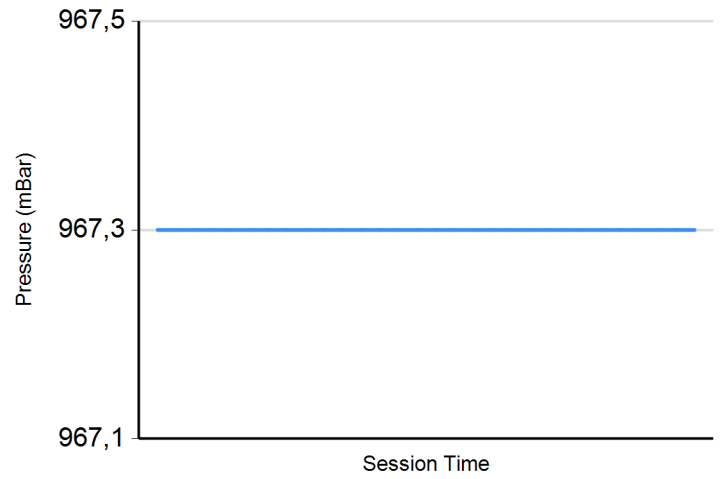
Track Temperature



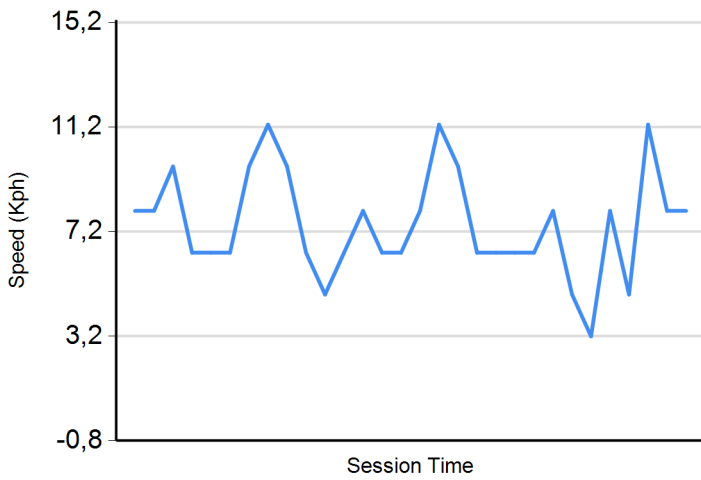
Humidity



Pressure



Wind Speed



Wind direction

North = 0°/360° Est = 90° South = 180° West = 270°

