

Spa Francorchamps
Euroformula Open
Free Practice - 2
Provisional Results



Clas	Nº	Entrant	Nat	Driver	Nat	Cat	Clas	Chassis - Engine	Team	Laps	Best	Time	Gap	Interval	Km/h
1	20	Cryptotower Racing Team	JPN	Yifei Ye	CHN			Dallara F320 Spiess	Cryptotower Racing Team	12	11	2:10.298			193.5
2	15	Van Amersfoort Racing	NLD	Sebastian Estner	DEU	R	1	Dallara F320 HWA	Van Amersfoort Racing	11	9	2:10.800	0.502	0.502	192.7
3	69	Cryptotower Racing Team	JPN	Lukas Dunner	AUT			Dallara F320 Spiess	Cryptotower Racing Team	12	11	2:11.072	0.774	0.272	192.3
4	4	Team Motopark	DEU	Niklas Krütten	DEU	R	2	Dallara F320 Spiess	Team Motopark	13	10	2:11.285	0.987	0.213	192.0
5	33	Team Motopark	DEU	Manuel Maldonado	VEN			Dallara F320 Spiess	Team Motopark	12	10	2:11.367	1.069	0.082	191.9
6	16	Van Amersfoort Racing	NLD	Andreas Estner	DEU			Dallara F320 HWA	Van Amersfoort Racing	12	4	2:11.495	1.197	0.128	191.7
7	28	Team Motopark	DEU	Cameron Das	USA			Dallara F320 Spiess	Team Motopark	12	10	2:11.578	1.280	0.083	191.6
8	31	Carlin	GBR	Zane Maloney	BRB	R	3	Dallara F320 Spiess	Carlin	12	11	2:12.467	2.169	0.889	190.3
9	8	Double R	GBR	Benjamin Pedersen	GBR			Dallara F320 HWA	Double R	13	12	2:12.516	2.218	0.049	190.2
10	12	DRIVEX	ESP	Glenn Van Berlo	NLD	R	4	Dallara F320 HWA	DRIVEX	14	14	2:12.530	2.232	0.014	190.2
11	6	Carlin	GBR	Ido Cohen	ISR			Dallara F320 Spiess	Carlin	12	11	2:13.002	2.704	0.472	189.5
12	25	Van Amersfoort Racing	NLD	Alexandre Bardinon	FRA			Dallara F320 HWA	Van Amersfoort Racing	13	11	2:13.241	2.943	0.239	189.2
13	99	Cryptotower Racing Team	JPN	Rui Andrade	AGO			Dallara F320 Spiess	Cryptotower Racing Team	12	4	2:13.905	3.607	0.664	188.3
14	34	DRIVEX	ESP	Matthias Lüthen	DEU	R	5	Dallara F320 HWA	DRIVEX	14	8	2:17.450	7.152	3.545	183.4

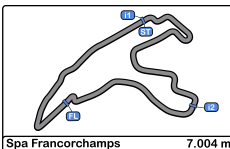
CAR 12 TIME 2:14.422 DELETED TRACK LIMITS AT T 9 - TIME 2:12.859 DELETED TRACK LIMITS AT T 9 - TIME 2:12.648 DELETED TRACK LIMITS AT T 9 - TIME 2:12.409 DELETED TRACK LIMITS AT T 9
 CAR 28 TIME 2:13.704 DELETED TRACK LIMITS AT T 9 - TIME 2:11.704 DELETED TRACK LIMITS AT T 9
 CAR 20 TIME 2:12.685 DELETED TRACK LIMITS AT T 9 - TIME 2:12.355 DELETED TRACK LIMITS AT T 9 - TIME 2:10.470 DELETED TRACK LIMITS AT T 9
 CAR 69 TIME 2:13.256 DELETED TRACK LIMITS AT T 9 - TIME 2:12.492 DELETED TRACK LIMITS AT T 9 - TIME 2:10.896 DELETED TRACK LIMITS AT T 9
 CAR 31 TIME 2:12.659 DELETED TRACK LIMITS AT T 9 - TIME 2:13.053 DELETED TRACK LIMITS AT T 9
 CAR 99 TIME 2:12.735 DELETED TRACK LIMITS AT T 9 - TIME 2:12.175 DELETED TRACK LIMITS AT T 9
 CAR 8 TIME 2:11.487 DELETED TRACK LIMITS AT T 9
 CAR 25 TIME 2:12.777 DELETED TRACK LIMITS AT T 9

Published at:.....

Track Temp: 8.0 °C Air Temp: 7.3 °C Humidity: 90 % Track Status: WET

Stewards:	Race Director:	Timekeeper:
-----------	----------------	-------------





Spa Francorchamps
Euroformula Open
Free Practice - 2
Provisional Results by Class



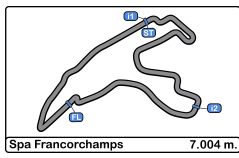
Clas	Nº	Entrant	Nat	Driver	Nat	Cat	Clas	Chassis - Engine	Team	Laps	Best	Time	Gap	Interval	Km/h
1	20	Cryptotower Racing	JPN	Yifei Ye	CHN			Dallara F320 Spiess	Cryptotower Racing	12	11	2:10.298			193.5
2	69	Cryptotower Racing	JPN	Lukas Dunner	AUT			Dallara F320 Spiess	Cryptotower Racing	12	11	2:11.072	0.774	0.774	192.3
3	33	Team Motopark	DEU	Manuel Maldonado	VEN			Dallara F320 Spiess	Team Motopark	12	10	2:11.367	1.069	0.295	191.9
4	16	Van Amersfoort	NLD	Andreas Estner	DEU			Dallara F320 HWA	Van Amersfoort	12	4	2:11.495	1.197	0.128	191.7
5	28	Team Motopark	DEU	Cameron Das	USA			Dallara F320 Spiess	Team Motopark	12	10	2:11.578	1.280	0.083	191.6
6	8	Double R	GBR	Benjamin Pedersen	GBR			Dallara F320 HWA	Double R	13	12	2:12.516	2.218	0.938	190.2
7	6	Carlin	GBR	Ido Cohen	ISR			Dallara F320 Spiess	Carlin	12	11	2:13.002	2.704	0.486	189.5
8	25	Van Amersfoort	NLD	Alexandre Bardinon	FRA			Dallara F320 HWA	Van Amersfoort	13	11	2:13.241	2.943	0.239	189.2
9	99	Cryptotower Racing	JPN	Rui Andrade	AGO			Dallara F320 Spiess	Cryptotower Racing	12	4	2:13.905	3.607	0.664	188.3
Rookie															
1	15	Van Amersfoort	NLD	Sebastian Estner	DEU	R	1	Dallara F320 HWA	Van Amersfoort	11	9	2:10.800			192.7
2	4	Team Motopark	DEU	Niklas Krütten	DEU	R	2	Dallara F320 Spiess	Team Motopark	13	10	2:11.285	0.485	0.485	192.0
3	31	Carlin	GBR	Zane Maloney	BRB	R	3	Dallara F320 Spiess	Carlin	12	11	2:12.467	1.667	1.182	190.3
4	12	DRIVEX	ESP	Glenn Van Berlo	NLD	R	4	Dallara F320 HWA	DRIVEX	14	14	2:12.530	1.730	0.063	190.2
5	34	DRIVEX	ESP	Matthias Lüthen	DEU	R	5	Dallara F320 HWA	DRIVEX	14	8	2:17.450	6.650	4.920	183.4

Published at:.....

Track Temp: 8.0 °C Air Temp: 7.3 °C Humidity: 90 % Track Status: WET

Stewards:	Race Director:	Timekeeper:
-----------	----------------	-------------





Spa Francorchamps
Euroformula Open
Free Practice - 2
Lap Analysis



4

Niklas Krütten

Dallara F320 Spiess

12

Glenn Van Berlo

Dallara F320 HWA

R

Team Motopark

R

DRIVEX

Lap	D	Time	Sector 1	Sector 2	Sector 3	T. Spd	Elapsed	Lap	D	Time	Sector 1	Sector 2	Sector 3	T. Spd	Elapsed
1		11:42:55.440 P	11:40:59.544	1:07.206	48.690	217.3	11:42:55.440	1		11:43:00.284	11:41:13.622	1:09.014	37.648	231.2	11:43:00.284
2		2:58.708	1:20.915	1:00.841	36.952	222.6	11:45:54.148	2		2:16.896	40.154	59.245	37.497	239.4	11:45:17.180
3		2:14.642	40.091	58.302	36.249	240.5	11:48:08.790	3		2:14.422	39.869	58.208	36.345	241.0	11:47:31.602
4		2:13.622	39.705	57.898	36.019	242.1	11:50:22.412	4		2:13.279	39.590	57.689	36.000	242.6	11:49:44.881
5		2:15.327	39.494	59.560	36.273	245.4	11:52:37.739	5		2:12.859	39.510	57.429	35.920	243.2	11:51:57.740
6		2:22.858 P	39.621		2:59.131	242.1	11:55:00.597	6		2:26.257	49.792	1:00.218	36.247	203.7	11:54:23.997
7		4:59.818	3:17.979	1:04.287	37.552	224.0	12:00:00.415	7		2:13.155	39.511	57.618	36.026	243.2	11:56:37.152
8		2:19.557	40.473	59.159	39.925	233.2	12:02:19.972	8		2:13.220	39.420	57.522	36.278	242.6	11:58:50.372
9		2:12.094	39.421	56.866	35.807	243.7	12:04:32.066	9		2:12.885	39.445	57.380	36.060	242.6	12:01:03.257
10		2:11.285	39.109	56.454	35.722	247.1	12:06:43.351	10		2:19.201	39.979	1:02.967	36.255	243.7	12:03:22.458
11		2:16.168	39.072	57.373	39.723	246.5	12:08:59.519	11		2:12.648	39.419	57.095	36.134	243.2	12:05:35.106
12		2:11.667	39.275	56.600	35.792	244.8	12:11:11.186	12		2:12.409	39.371	57.037	36.001	242.6	12:07:47.515
13		2:23.292 P	39.369	59.547	44.376	246.0	12:13:34.478	13		2:12.646	39.552	57.067	36.027	243.2	12:10:00.161

6

Ido Cohen

Dallara F320 Spiess

14

Sebastian Estner

Dallara F320 HWA

Carlin

15

Sebastian Estner

Dallara F320 HWA

R

Van Amersfoort Racing

Lap	D	Time	Sector 1	Sector 2	Sector 3	T. Spd	Elapsed	Lap	D	Time	Sector 1	Sector 2	Sector 3	T. Spd	Elapsed
1		11:42:48.397	11:41:04.155	1:06.597	37.645	201.8	11:42:48.397								
2		2:20.512	39.911	1:03.574	37.027	245.4	11:45:08.909								
3		2:14.817	39.687	59.087	36.043	242.6	11:47:23.726	1		11:42:44.520	11:40:59.576	1:05.952	38.992	222.2	11:42:44.520
4		2:13.812	39.639	58.184	35.989	244.3	11:49:37.538	2		2:15.354	40.083	59.124	36.147	241.6	11:44:59.874
5		2:13.985	39.629	58.316	36.040	244.8	11:51:51.523	3		2:14.233	39.651	58.331	36.251	242.6	11:47:14.107
6		2:13.505	39.534	57.541	36.430	243.7	11:54:05.028	4		2:14.287	39.427	58.748	36.112	244.8	11:49:28.394
7		2:29.182 P	39.466	1:03.696	46.020	244.8	11:56:34.210	5		2:24.510 P	39.365	58.227	46.918	244.3	11:51:52.904
8		7:48.147	6:04.097	1:06.592	37.458	202.6	12:04:22.357	6		8:30.721	6:41.303	1:10.069	39.349	195.6	12:00:23.625
9		2:24.217	40.706	1:01.353	42.158	240.0	12:06:46.574	7		2:17.216	41.699	59.679	35.838	220.8	12:02:40.841
10		2:15.218	39.524	58.139	37.555	247.1	12:09:01.792	8		2:11.206	39.283	56.201	35.722	246.0	12:04:52.047
11		2:13.002	39.412	57.565	36.025	246.5	12:11:14.794	9		2:10.800	39.101	56.027	35.672	246.0	12:07:02.847
12		2:33.328 P	40.337	1:04.377	48.614	224.5	12:13:48.122	10		2:14.359	39.021	57.459	37.879	245.4	12:09:17.206
								11		2:25.216 P	39.187	58.149	47.880	246.5	12:11:42.422

8

Benjamin Pedersen

Dallara F320 HWA

16

Andreas Estner

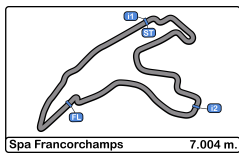
Dallara F320 HWA

Double R

Van Amersfoort Racing

Lap	D	Time	Sector 1	Sector 2	Sector 3	T. Spd	Elapsed	Lap	D	Time	Sector 1	Sector 2	Sector 3	T. Spd	Elapsed
1		11:42:59.638	11:41:09.047	1:11.079	39.512	193.5	11:42:59.638								
2		2:22.123	43.135	1:01.518	37.470	221.7	11:45:21.761								
3		2:14.270	39.674	58.503	36.093	241.6	11:47:36.031	1		11:43:36.472	11:41:48.654	1:07.766	40.052	199.6	11:43:36.472
4		2:13.622	39.486	58.079	36.057	242.6	11:49:49.653	2		2:22.964	42.223	1:01.699	39.042	225.0	11:45:59.436
5		2:13.367	39.724	57.550	36.093	242.6	11:52:03.020	3		2:12.381	39.260	57.342	35.779	246.0	11:48:11.817
6		2:14.293	39.611	57.641	37.041	241.6	11:54:17.313	4		2:11.495	39.073	57.037	35.385	248.2	11:50:23.312
7		2:20.990 P	39.569	57.495	43.926	242.6	11:56:38.303	5		2:22.674 P	39.166	59.190	44.318	252.9	11:52:45.986
8		5:35.082	3:51.106	1:05.650	38.326	204.9	12:02:13.385	6		6:44.491	5:09.996	58.523	35.972	243.2	11:59:30.477
9		2:15.915	39.973	58.815	37.127	242.6	12:04:29.300	7		2:13.026	39.531	57.215	36.280	242.6	12:01:43.503
10		2:11.487	39.188	56.630	35.669	244.3	12:06:40.787	8		2:11.856	39.335	56.702	35.819	243.2	12:03:55.359
11		2:14.686	39.012	57.356	38.318	247.1	12:08:55.473	9		2:11.535	39.254	56.521	35.760	244.8	12:06:06.894
12		2:12.516	39.222	57.429	35.865	244.8	12:11:07.989	10		2:11.714	39.142	56.627	35.945	245.4	12:08:18.608
13		2:24.777 P	39.892	1:01.649	43.236	243.7	12:13:32.766	11		2:11.596	39.221	56.587	35.788	245.4	12:10:30.204
								12		2:24.367 P	39.835	57.537	46.995	245.4	12:12:54.571





Spa Francorchamps
Euroformula Open
Free Practice - 2
Lap Analysis



20

Yifei Ye

Dallara F320 Spiess

31

Zane Maloney

Dallara F320 Spiess

Cryptotower Racing Team R

Carlin

Lap	D	Time	Sector 1	Sector 2	Sector 3	T. Spd	Elapsed	Lap	D	Time	Sector 1	Sector 2	Sector 3	T. Spd	Elapsed
1		11:43:18.007	P 11:41:18.268	1:06.245	53.494	219.9	11:43:18.007	1		11:42:45.822	11:41:01.659	1:05.536	38.627	218.1	11:42:45.822
2		2:43.454	1:07.610	59.682	36.162	241.6	11:46:01.461	2		2:18.026	41.449	59.802	36.775	237.3	11:45:03.848
3		2:42.685	39.268	57.722	35.695	245.4	11:48:14.146	3		2:13.898	39.880	57.884	36.134	241.0	11:47:17.746
4		2:42.355	39.194		2:48.050	245.4	11:50:26.501	4		2:13.660	39.807	57.853	36.000	243.2	11:49:31.406
5		2:13.016	39.161	57.285	36.570	246.5	11:52:39.517	5		2:42.659	39.530	57.267	35.862	244.8	11:51:44.065
6		2:19.849	P 39.083	57.374	43.392	247.7	11:54:59.366	6		2:43.053	39.690	57.259	36.104	241.0	11:53:57.118
7		6:22.196	4:41.508	1:03.719	36.969	231.7	12:01:21.562	7		2:25.234	P 39.614	1:02.684	42.936	240.5	11:56:22.352
8		2:19.821	40.338	1:00.204	39.279	232.2	12:03:41.383	8		8:01.709	6:26.053	59.283	36.373	236.3	12:04:24.061
9		2:10.556	39.065	56.043	35.448	244.8	12:05:51.939	9		2:15.090	39.560	58.772	36.758	244.8	12:06:39.151
10		2:10.470	39.067	55.930	35.473	245.4	12:08:02.409	10		2:13.006	39.636	57.414	35.956	243.2	12:08:52.157
11		2:10.298	39.017		2:45.771	244.8	12:10:12.707	11		2:12.467	39.692	56.770	36.005	241.0	12:11:04.624
12		2:24.949	P 40.361	59.196	45.392	227.3	12:12:37.656	12		2:19.627	P 39.661	57.149	42.817	239.4	12:13:24.251

25

Alexandre Bardion

Dallara F320 HWA

33

Manuel Maldonado

Dallara F320 Spiess

Van Amersfoort Racing

Team Motopark

Lap	D	Time	Sector 1	Sector 2	Sector 3	T. Spd	Elapsed	Lap	D	Time	Sector 1	Sector 2	Sector 3	T. Spd	Elapsed
1		11:43:13.444	11:41:15.321	1:11.596	46.527	180.9	11:43:13.444	1		11:43:46.542	11:41:58.076	1:08.495	39.971	207.2	11:43:46.542
2		2:19.644	41.746	1:01.300	36.598	239.4	11:45:33.088	2		2:26.093	41.186	1:06.400	38.507	230.2	11:46:12.635
3		2:18.163	40.068		2:54.761	242.6	11:47:51.251	3		2:13.157	39.244	57.933	35.980	247.1	11:48:25.792
4		2:17.445	39.619	59.675	38.151	243.2	11:50:08.696	4		2:18.931	42.338	59.219	37.374	220.4	11:50:44.723
5		2:15.848	39.481	59.873	36.494	246.0	11:52:24.544	5		2:20.132	P 39.188	57.232	43.712	244.8	11:53:04.855
6		2:16.660	39.530	1:00.463	36.667	244.8	11:54:41.204	6		6:25.164	4:39.216	1:06.966	38.982	223.6	11:59:30.019
7		2:15.313	39.579		2:51.980	243.2	11:56:56.517	7		2:28.383	42.990	1:05.267	40.126	230.2	12:01:58.402
8		2:25.981	P 39.471	1:01.792	44.718	243.7	11:59:22.498	8		2:12.100	39.042	57.270	35.788	248.8	12:04:10.502
9		5:16.608	3:28.328	1:10.494	37.786	198.8	12:04:39.106	9		2:16.616	40.949	59.050	36.617	230.7	12:06:27.118
10		2:14.089	39.389	58.740	35.960	245.4	12:06:53.195	10		2:11.367	38.930	56.515	35.922	249.4	12:08:38.485
11		2:13.241	39.233		2:49.201	246.0	12:09:06.436	11		2:16.964	40.812	59.690	36.462	230.2	12:10:55.449
12		2:42.777	39.087		5:01.978	246.5	12:11:19.213	12		2:19.365	P 38.761	56.676	43.928	249.4	12:13:14.814
13		2:28.346	P 39.627	1:01.066	47.653	247.1	12:13:47.559								

28

Cameron Das

Dallara F320 Spiess

34

Matthias Lüthen

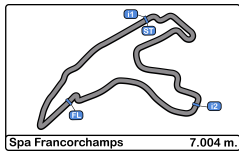
Dallara F320 HWA

Team Motopark

DRIVEX

Lap	D	Time	Sector 1	Sector 2	Sector 3	T. Spd	Elapsed	Lap	D	Time	Sector 1	Sector 2	Sector 3	T. Spd	Elapsed
1		11:42:33.275	11:40:52.717	1:02.992	37.566	215.5	11:42:33.275	1		11:43:16.973	11:41:25.058	1:11.146	40.769	199.6	11:43:16.973
2		2:17.948	41.081	59.597	37.270	211.3	11:44:51.223	2		2:25.230	43.488	1:04.640	37.102	208.0	11:45:42.203
3		2:14.364	39.733	58.413	36.218	239.4	11:47:05.587	3		2:19.017	40.546	1:01.960	36.511	239.4	11:48:01.220
4		2:43.704	39.626	57.867	36.211	241.0	11:49:19.291	4		2:18.564	40.176	1:01.601	36.787	238.4	11:50:19.784
5		2:21.538	P 39.537	59.727	42.274	241.0	11:51:40.829	5		2:20.762	40.344	1:01.105	39.313	240.0	11:52:40.546
6		4:46.506	3:03.564	1:05.456	37.486	174.7	11:56:27.335	6		2:17.935	39.501	1:01.391	37.043	242.6	11:54:58.481
7		2:16.045	40.771	58.431	36.843	231.2	11:58:43.380	7		2:18.551	40.180	1:01.452	36.919	237.3	11:57:17.032
8		2:12.566	39.436	57.141	35.989	242.1	12:00:55.946	8		2:17.450	39.873	1:01.162	36.415	241.6	11:59:34.482
9		2:44.704	39.289	56.676	35.739	242.1	12:03:07.650	9		2:18.812	39.627	1:02.387	36.798	245.4	12:01:53.294
10		2:11.578	39.209	56.600	35.769	243.7	12:05:19.228	10		2:18.123	39.997	1:01.208	36.918	240.0	12:04:11.417
11		2:11.654	39.183	56.704	35.767	243.2	12:07:30.882	11		2:23.014	40.268	1:02.646	40.100	218.6	12:06:34.431
12		2:19.115	P 39.525	56.627	42.963	243.2	12:09:49.997	12		2:18.371	40.016	1:01.215	37.140	239.4	12:08:52.802
13								13		2:19.850	39.404	1:02.459	37.987	232.2	12:11:12.652
14								14		2:27.446	P 39.478	1:01.759	46.209	242.6	12:13:40.098





Spa Francorchamps
Euroformula Open
Free Practice - 2
Lap Analysis



69

Lukas Dunner

Dallara F320 Spiess

Cryptotower Racing Team

Lap	D	Time	Sector 1	Sector 2	Sector 3	T. Spd	Elapsed
1		11:42:49.651 P	11:40:53.328	1:07.597	48.726	194.5	11:42:49.651
2		2:48.830	1:10.367	1:00.467	37.996	224.0	11:45:38.481
3		2:14.945	39.517	59.548	35.880	243.2	11:47:53.426
4		2:13.256	39.390	58.094	35.772	244.8	11:50:06.682
5		2:12.492	39.281	57.294	35.917	243.7	11:52:19.174
6		2:18.305 P	39.236	57.125	41.944	244.3	11:54:37.479
7		8:05.226	6:21.015	1:03.905	40.306	215.1	12:02:42.705
8		2:14.688	39.977	57.983	36.728	232.7	12:04:57.393
9		2:11.214	39.220	56.457	35.537	244.8	12:07:08.607
10		2:10.896	39.268	56.062	35.566	245.4	12:09:19.503
11		2:11.072	39.014	56.650	35.408	247.7	12:11:30.575
12		2:19.252 P	39.059	56.261	43.932	246.0	12:13:49.827

99

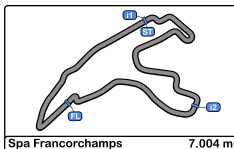
Rui Andrade

Dallara F320 Spiess

Cryptotower Racing Team

Lap	D	Time	Sector 1	Sector 2	Sector 3	T. Spd	Elapsed
1		11:43:45.544	11:41:57.621	1:07.270	40.653	203.0	11:43:45.544
2		2:25.028	41.833	1:06.126	37.069	230.7	11:46:10.572
3		2:18.213	41.399	1:00.443	36.371	227.8	11:48:28.785
4		2:13.905	39.323	58.493	36.089	247.1	11:50:42.690
5		2:26.028 P	41.262	59.968	44.798	206.5	11:53:08.718
6		6:20.307	4:34.739	1:06.216	39.352	211.7	11:59:29.025
7		2:27.594	43.492	1:05.207	38.895	237.3	12:01:56.619
8		2:16.032	40.807	59.440	35.785	199.6	12:04:12.651
9		2:12.735	38.845	57.827	36.063	248.2	12:06:25.386
10		2:14.937	40.723	58.242	35.972	210.9	12:08:40.323
11		2:12.475	38.902	57.303	35.970	250.0	12:10:52.498
12		2:25.139 P	41.691	59.694	43.754	204.9	12:13:17.637



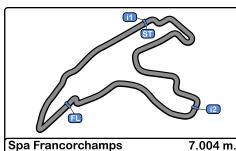


Spa Francorchamps
Euroformula Open
Free Practice - 2
Best Sectors Results



Sector - 1				Sector - 2				Sector - 3				Ideal Lap vs Best Lap				
Clas	Nº	Driver	Time	Nº	Driver	Time	Nº	Driver	Time	Clas	Nº	Driver	Ideal Lap	Best Lap	Clas	
1	33	Manuel Maldonado	38.761	20	Yifei Ye	55.930	16	Andreas Estner	35.385	1	20	Yifei Ye	2:10.395	2:10.298	1	
2	99	Rui Andrade	38.845	15	Sebastian Estner	56.027	69	Lukas Dunner	35.408	2	69	Lukas Dunner	2:10.484	2:11.072	3	
3	8	Benjamin Pedersen	39.012	69	Lukas Dunner	56.062	20	Yifei Ye	35.448	3	15	Sebastian Estner	2:10.720	2:10.800	2	
4	69	Lukas Dunner	39.014	4	Niklas Krütten	56.454	8	Benjamin Pedersen	35.669	4	16	Andreas Estner	2:10.979	2:11.495	6	
5	20	Yifei Ye	39.017	33	Manuel Maldonado	56.515	15	Sebastian Estner	35.672	5	33	Manuel Maldonado	2:11.064	2:11.367	5	
6	15	Sebastian Estner	39.021	16	Andreas Estner	56.521	4	Niklas Krütten	35.722	6	4	Niklas Krütten	2:11.248	2:11.285	4	
7	4	Niklas Krütten	39.072	28	Cameron Das	56.600	28	Cameron Das	35.739	7	8	Benjamin Pedersen	2:11.311	2:12.516	9	
8	16	Andreas Estner	39.073	8	Benjamin Pedersen	56.630	99	Rui Andrade	35.785	8	28	Cameron Das	2:11.522	2:11.578	7	
9	25	Alexandre Bardinon	39.087	31	Zane Maloney	56.770	33	Manuel Maldonado	35.788	9	99	Rui Andrade	2:11.933	2:13.905	13	
10	28	Cameron Das	39.183	12	Glenn Van Berlo	57.037	31	Zane Maloney	35.862	10	31	Zane Maloney	2:12.162	2:12.467	8	
11	12	Glenn Van Berlo	39.371	99	Rui Andrade	57.303	12	Glenn Van Berlo	35.920	11	12	Glenn Van Berlo	2:12.328	2:12.530	10	
12	34	Matthias Lüthen	39.404	6	Ido Cohen	57.541	25	Alexandre Bardinon	35.960	12	6	Ido Cohen	2:12.942	2:13.002	11	
13	6	Ido Cohen	39.412	25	Alexandre Bardinon	58.740	6	Ido Cohen	35.989	13	25	Alexandre Bardinon	2:13.787	2:13.241	12	
14	31	Zane Maloney	39.530	34	Matthias Lüthen	1:01.105	34	Matthias Lüthen	36.415	14	34	Matthias Lüthen	2:16.924	2:17.450	14	



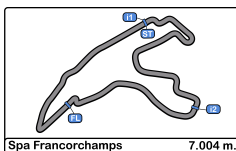


Spa Francorchamps
Euroformula Open
Free Practice - 2
Best 5 Lap Times



Cls	Nº	Entrant	Nat	Driver	Nat	Cat	Cls	Chassis - Engine	Team	Best 1		Best 2		Best 3		Best 4		Best 5	
										Time	Lap	Time	Lap	Time	Lap	Time	Lap	Time	Lap
1	20	Cryptotower Racing		Yifei Ye				Dallara F320 Spiess	Cryptotower Racing	2:10.298	11	2:10.556	9	2:13.016	5	2:19.821	8	2:19.849	6
2	15	Van Amersfoort Racing		Sebastian Estner		R	1	Dallara F320 HWA	Van Amersfoort Racing	2:10.800	9	2:11.206	8	2:14.233	3	2:14.287	4	2:14.359	10
3	69	Cryptotower Racing		Lukas Dunner				Dallara F320 Spiess	Cryptotower Racing	2:11.072	11	2:11.214	9	2:14.688	8	2:14.945	3	2:18.305	6
4	4	Team Motopark		Niklas Krütten		R	2	Dallara F320 Spiess	Team Motopark	2:11.285	10	2:11.667	12	2:12.094	9	2:13.622	4	2:14.642	3
5	33	Team Motopark		Manuel Maldonado				Dallara F320 Spiess	Team Motopark	2:11.367	10	2:12.100	8	2:13.157	3	2:16.616	9	2:16.964	11
6	16	Van Amersfoort Racing		Andreas Estner				Dallara F320 HWA	Van Amersfoort Racing	2:11.495	4	2:11.535	9	2:11.596	11	2:11.714	10	2:11.856	8
7	28	Team Motopark		Cameron Das				Dallara F320 Spiess	Team Motopark	2:11.578	10	2:11.654	11	2:12.566	8	2:14.364	3	2:16.045	7
8	31	Carlin		Zane Maloney		R	3	Dallara F320 Spiess	Carlin	2:12.467	11	2:13.006	10	2:13.660	4	2:13.898	3	2:15.090	9
9	8	Double R		Benjamin Pedersen				Dallara F320 HWA	Double R	2:12.516	12	2:13.367	5	2:13.622	4	2:14.270	3	2:14.293	6
10	12	DRIVEX		Glenn Van Berlo		R	4	Dallara F320 HWA	DRIVEX	2:12.530	14	2:12.646	13	2:12.885	9	2:13.155	7	2:13.220	8
11	6	Carlin		Ido Cohen				Dallara F320 Spiess	Carlin	2:13.002	11	2:13.505	6	2:13.812	4	2:13.985	5	2:14.817	3
12	25	Van Amersfoort Racing		Alexandre Bardinon				Dallara F320 HWA	Van Amersfoort Racing	2:13.241	11	2:14.089	10	2:15.313	7	2:15.848	5	2:16.660	6
13	99	Cryptotower Racing		Rui Andrade				Dallara F320 Spiess	Cryptotower Racing	2:13.905	4	2:14.937	10	2:16.032	8	2:18.213	3	2:25.028	2
14	34	DRIVEX		Matthias Lüthen		R	5	Dallara F320 HWA	DRIVEX	2:17.450	8	2:17.935	6	2:18.123	10	2:18.371	12	2:18.551	7



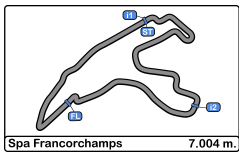


Spa Francorchamps
Euroformula Open
Free Practice - 2
Best 5 Top Speeds



Cls	Nº	Entrant	Nat	Driver	Nat	Cat	Cls	Chassis - Engine	Team	Top 1		Top 2		Top 3		Top 4		Top 5		Avg
										Km/h	Lap	Km/h	Lap	Km/h	Lap	Km/h	Lap	Km/h	Lap	
1	16	Van Amersfoort Racing	NLD	Andreas Estner	DEU			Dallara F320 HWA	Van Amersfoort Racing	252.9	5	248.2	4	246.0	3	245.4	10	245.4	11	247.6
2	99	Cryptotower Racing	JPN	Rui Andrade	AGO			Dallara F320 Spiess	Cryptotower Racing	250.0	11	248.2	9	247.1	4	237.3	7	230.7	2	242.7
3	33	Team Motopark	DEU	Manuel Maldonado	VEN			Dallara F320 Spiess	Team Motopark	249.4	10	249.4	12	248.8	8	247.1	3	244.8	5	247.9
4	20	Cryptotower Racing	JPN	Yifei Ye	CHN			Dallara F320 Spiess	Cryptotower Racing	247.7	6	246.5	5	245.4	3	245.4	4	245.4	10	246.1
5	69	Cryptotower Racing	JPN	Lukas Dunner	AUT			Dallara F320 Spiess	Cryptotower Racing	247.7	11	246.0	12	245.4	10	244.8	4	244.8	9	245.7
6	4	Team Motopark	DEU	Niklas Krütten	DEU	R	1	Dallara F320 Spiess	Team Motopark	247.1	10	246.5	11	246.0	13	245.4	5	244.8	12	246.0
7	6	Carlin	GBR	Ido Cohen	ISR			Dallara F320 Spiess	Carlin	247.1	10	246.5	11	245.4	2	244.8	5	244.8	7	245.7
8	8	Double R	GBR	Benjamin Pedersen	GBR			Dallara F320 HWA	Double R	247.1	11	244.8	12	244.3	10	243.7	13	242.6	4	244.5
9	25	Van Amersfoort Racing	NLD	Alexandre Bardinon	FRA			Dallara F320 HWA	Van Amersfoort Racing	247.1	13	246.5	12	246.0	5	246.0	11	245.4	10	246.2
10	15	Van Amersfoort Racing	NLD	Sebastian Estner	DEU	R	2	Dallara F320 HWA	Van Amersfoort Racing	246.5	11	246.0	8	246.0	9	245.4	10	244.8	4	245.7
11	34	DRIVEX	ESP	Matthias Lüthen	DEU	R	3	Dallara F320 HWA	DRIVEX	245.4	9	242.6	6	242.6	14	241.6	8	240.0	5	242.4
12	31	Carlin	GBR	Zane Maloney	BRB	R	4	Dallara F320 Spiess	Carlin	244.8	5	244.8	9	243.2	4	243.2	10	241.0	3	243.4
13	12	DRIVEX	ESP	Glenn Van Berlo	NLD	R	5	Dallara F320 HWA	DRIVEX	243.7	10	243.2	5	243.2	7	243.2	11	243.2	13	243.3
14	28	Team Motopark	DEU	Cameron Das	USA			Dallara F320 Spiess	Team Motopark	243.7	10	243.2	11	243.2	12	242.1	8	242.1	9	242.9



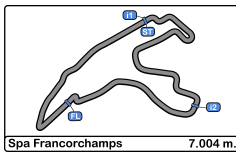


Spa Francorchamps
Euroformula Open
Free Practice - 2
Fastest Laps Sequence



Lap	Time of Day	Session Time	Nº	Entrant	Nat	Driver	Nat	Cat	Chassis - Engine	Team	Time	Km/h
2	11:44:51.223	4:51.223	28	Team Motopark	DEU	Cameron Das	USA		Dallara F320 Spiess	Team Motopark	2:17.948	182.7
2	11:44:59.874	4:59.874	15	Van Amersfoort Racing	NLD	Sebastian Estner	DEU	R	Dallara F320 HWA	Van Amersfoort Racing	2:15.354	186.2
3	11:47:05.587	7:05.587	28	Team Motopark	DEU	Cameron Das	USA		Dallara F320 Spiess	Team Motopark	2:14.364	187.6
3	11:47:14.107	7:14.107	15	Van Amersfoort Racing	NLD	Sebastian Estner	DEU	R	Dallara F320 HWA	Van Amersfoort Racing	2:14.233	187.8
3	11:47:17.746	7:17.746	31	Carlin	GBR	Zane Maloney	BRB	R	Dallara F320 Spiess	Carlin	2:13.898	188.3
3	11:48:11.817	8:11.817	16	Van Amersfoort Racing	NLD	Andreas Estner	DEU		Dallara F320 HWA	Van Amersfoort Racing	2:12.381	190.4
4	11:50:23.312	10:23.312	16	Van Amersfoort Racing	NLD	Andreas Estner	DEU		Dallara F320 HWA	Van Amersfoort Racing	2:11.495	191.7
8	12:04:52.047	24:52.047	15	Van Amersfoort Racing	NLD	Sebastian Estner	DEU	R	Dallara F320 HWA	Van Amersfoort Racing	2:11.206	192.1
9	12:05:51.939	25:51.939	20	Cryptotower Racing Team	JPN	Yifei Ye	CHN		Dallara F320 Spiess	Cryptotower Racing Team	2:10.556	193.1
11	12:10:12.707	30:12.707	20	Cryptotower Racing Team	JPN	Yifei Ye	CHN		Dallara F320 Spiess	Cryptotower Racing Team	2:10.298	193.5



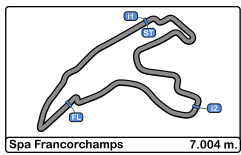


Spa Francorchamps
Euroformula Open
Free Practice - 2
Event Best Maximum Speed



Nº	Entrant	Nat	Driver	Nat	Cat	Clas	Chassis - Engine	Team	Km/h	Session
16	Van Amersfoort Racing	NLD	Andreas Estner	DEU			Dallara F320 HWA	Van Amersfoort Racing	254.1	Free Practice - 1
99	Cryptotower Racing Team	JPN	Rui Andrade	AGO			Dallara F320 Spiess	Cryptotower Racing Team	251.1	Free Practice - 1
28	Team Motopark	DEU	Cameron Das	USA			Dallara F320 Spiess	Team Motopark	250.0	Free Practice - 1
33	Team Motopark	DEU	Manuel Maldonado	VEN			Dallara F320 Spiess	Team Motopark	249.4	Free Practice - 2
20	Cryptotower Racing Team	JPN	Yifei Ye	CHN			Dallara F320 Spiess	Cryptotower Racing Team	247.7	Free Practice - 2
69	Cryptotower Racing Team	JPN	Lukas Dunner	AUT			Dallara F320 Spiess	Cryptotower Racing Team	247.7	Free Practice - 2
4	Team Motopark	DEU	Niklas Krütten	DEU	R	1	Dallara F320 Spiess	Team Motopark	247.1	Free Practice - 2
8	Double R	GBR	Benjamin Pedersen	GBR			Dallara F320 HWA	Double R	247.1	Free Practice - 2
6	Carlin	GBR	Ido Cohen	ISR			Dallara F320 Spiess	Carlin	247.1	Free Practice - 2
25	Van Amersfoort Racing	NLD	Alexandre Bardinon	FRA			Dallara F320 HWA	Van Amersfoort Racing	247.1	Free Practice - 2
15	Van Amersfoort Racing	NLD	Sebastian Estner	DEU	R	2	Dallara F320 HWA	Van Amersfoort Racing	246.5	Free Practice - 1
34	DRIVEX	ESP	Matthias Lüthen	DEU	R	3	Dallara F320 HWA	DRIVEX	245.4	Free Practice - 2
26	Double R	GBR	Louis Foster	GBR			Dallara F320 HWA	Double R	244.8	Free Practice - 1
31	Carlin	GBR	Zane Maloney	BRB	R	4	Dallara F320 Spiess	Carlin	244.8	Free Practice - 2
12	DRIVEX	ESP	Glenn Van Berlo	NLD	R	5	Dallara F320 HWA	DRIVEX	243.7	Free Practice - 1





Spa Francorchamps
Euroformula Open
Free Practice - 2
Pit Stop Analysis



4 Niklas Krütten R Team Motopark
Dallara F320 Spiess

Nr.	In Day Time	In Time	Out Time	Pit Time	T. Pit Time	Handicap	Penalty
1	11:42:49.199	11:42:49.199	11:43:17.516	28.317	28.317		
2	11:54:54.646	11:54:54.646	11:57:37.275	2:42.629	3:10.946		

6 Ido Cohen Carlin
Dallara F320 Spiess

Nr.	In Day Time	In Time	Out Time	Pit Time	T. Pit Time	Handicap	Penalty
1	11:56:29.009	11:56:29.009	12:01:55.242	5:26.233	5:26.233		

8 Benjamin Pedersen Double R
Dallara F320 HWA

Nr.	In Day Time	In Time	Out Time	Pit Time	T. Pit Time	Handicap	Penalty
1	11:56:32.910	11:56:32.910	11:59:46.015	3:13.105	3:13.105		

15 Sebastian Estner R Van Amersfoort Racing
Dallara F320 HWA

Nr.	In Day Time	In Time	Out Time	Pit Time	T. Pit Time	Handicap	Penalty
1	11:51:47.625	11:51:47.625	11:57:48.632	6:01.007	6:01.007		

16 Andreas Estner Van Amersfoort Racing
Dallara F320 HWA

Nr.	In Day Time	In Time	Out Time	Pit Time	T. Pit Time	Handicap	Penalty
1	11:52:40.702	11:52:40.702	11:57:20.644	4:39.942	4:39.942		

20 Yifei Ye Cryptotower Racing Team
Dallara F320 Spiess

Nr.	In Day Time	In Time	Out Time	Pit Time	T. Pit Time	Handicap	Penalty
1	11:43:12.308	11:43:12.308	11:43:38.427	26.119	26.119		
2	11:54:52.982	11:54:52.982	11:59:00.601	4:07.619	4:33.738		

25 Alexandre Bardinon Van Amersfoort Racing
Dallara F320 HWA

Nr.	In Day Time	In Time	Out Time	Pit Time	T. Pit Time	Handicap	Penalty
1	11:59:17.351	11:59:17.351	12:02:05.075	2:47.724	2:47.724		

28 Cameron Das Team Motopark
Dallara F320 Spiess

Nr.	In Day Time	In Time	Out Time	Pit Time	T. Pit Time	Handicap	Penalty
1	11:51:35.478	11:51:35.478	11:54:03.526	2:28.048	2:28.048		

31 Zane Maloney R Carlin
Dallara F320 Spiess

Nr.	In Day Time	In Time	Out Time	Pit Time	T. Pit Time	Handicap	Penalty
1	11:56:17.102	11:56:17.102	12:02:11.879	5:54.777	5:54.777		

33 Manuel Maldonado Team Motopark
Dallara F320 Spiess

Nr.	In Day Time	In Time	Out Time	Pit Time	T. Pit Time	Handicap	Penalty
1	11:52:59.488	11:52:59.488	11:57:00.993	4:01.505	4:01.505		

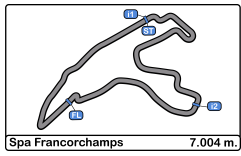
69 Lukas Dunner Cryptotower Racing Team
Dallara F320 Spiess

Nr.	In Day Time	In Time	Out Time	Pit Time	T. Pit Time	Handicap	Penalty
1	11:42:44.026	11:42:44.026	11:43:10.339	26.313	26.313		
2	11:54:32.017	11:54:32.017	12:00:19.506	5:47.489	6:13.802		

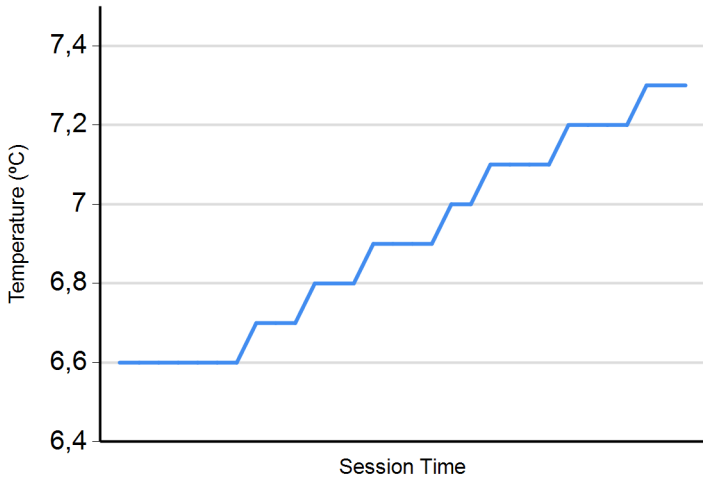
99 Rui Andrade Cryptotower Racing Team
Dallara F320 Spiess

Nr.	In Day Time	In Time	Out Time	Pit Time	T. Pit Time	Handicap	Penalty
1	11:53:02.934	11:53:02.934	11:56:59.526	3:56.592	3:56.592		

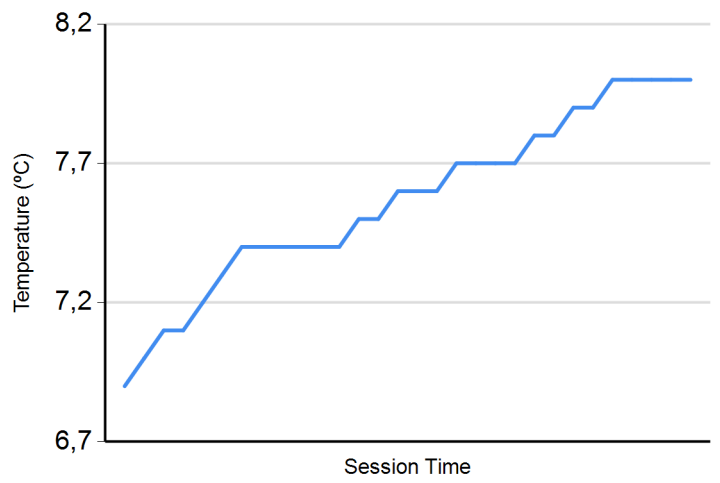




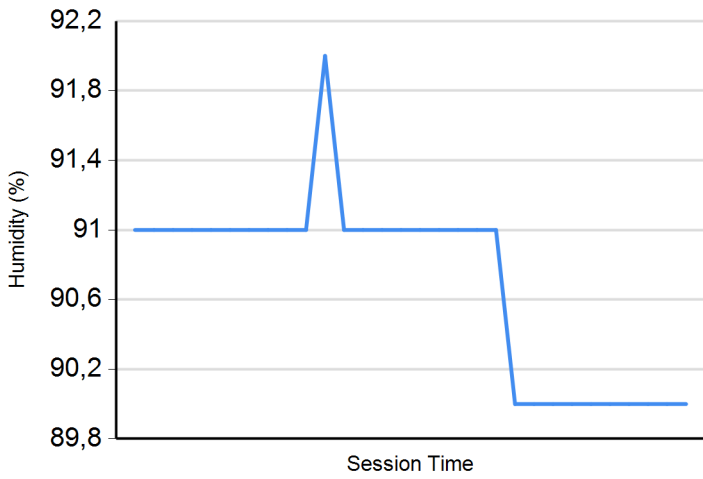
Air Temperature



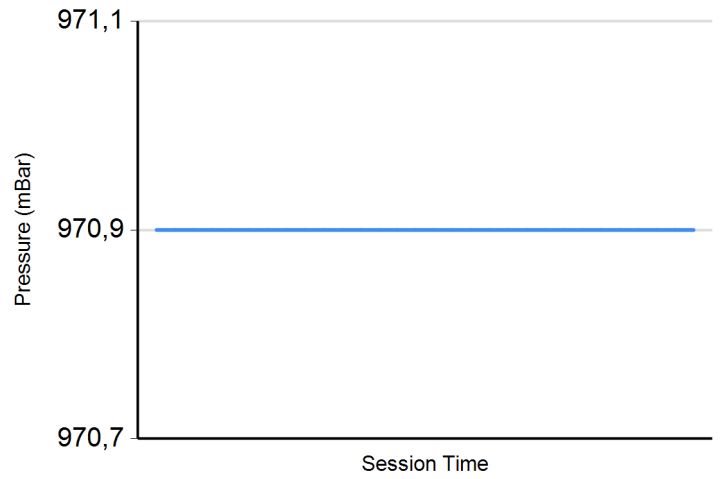
Track Temperature



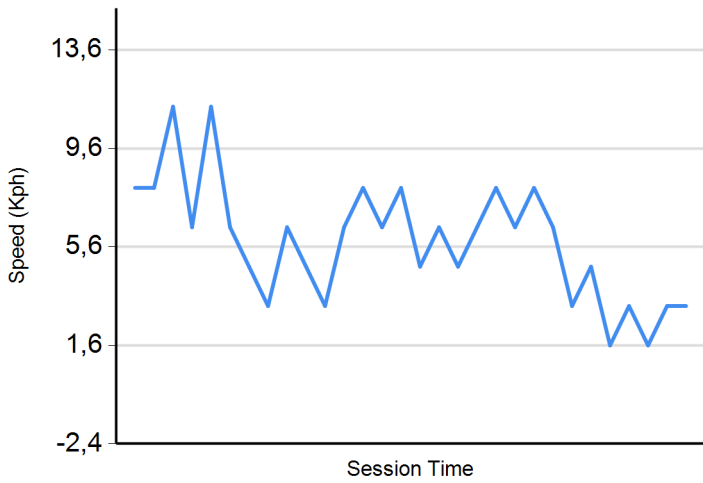
Humidity



Pressure

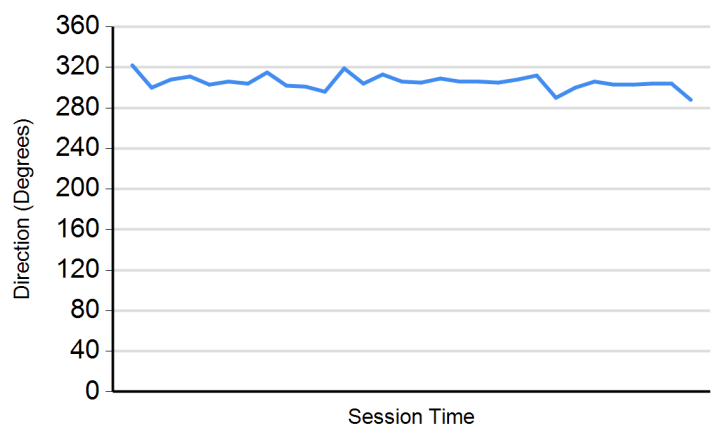


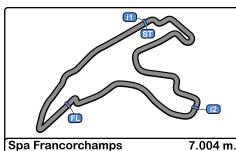
Wind Speed



Wind direction

North = 0°/360° Est = 90° South = 180° West = 270°





Spa Francorchamps
Euroformula Open
Free Practice 1 - 2
Combined Results



Cls	Nº	Entrant	Nat	Driver	Nat	Cat	Cls	Chassis - Engine	Team	Laps	Free Practice - 1	Free Practice - 2	Best	Gap	Interval	Km/h
1	20	Cryptotower Racing	● JPN	Yifei Ye	🇨🇳 CHN			Dallara F320 Spiess	Cryptotower Racing	21	2:12.553	8	2:10.298	11	2:10.298	193.5
2	15	Van Amersfoort Racing	🇳🇱 NLD	Sebastian Estner	🇩🇪 DEU	R	1	Dallara F320 HWA	Van Amersfoort Racing	23	2:11.988	11	2:10.800	9	2:10.800	192.7
3	69	Cryptotower Racing	● JPN	Lukas Dunner	🇦🇹 AUT			Dallara F320 Spiess	Cryptotower Racing	21	2:12.841	8	2:11.072	11	2:11.072	192.3
4	4	Team Motopark	🇩🇪 DEU	Niklas Krütten	🇩🇪 DEU	R	2	Dallara F320 Spiess	Team Motopark	22	2:13.682	8	2:11.285	10	2:11.285	192.0
5	33	Team Motopark	🇩🇪 DEU	Manuel Maldonado	🇲🇾 VEN			Dallara F320 Spiess	Team Motopark	21	2:13.747	8	2:11.367	10	2:11.367	191.9
6	16	Van Amersfoort Racing	🇳🇱 NLD	Andreas Estner	🇩🇪 DEU			Dallara F320 HWA	Van Amersfoort Racing	22	2:13.207	8	2:11.495	4	2:11.495	191.7
7	28	Team Motopark	🇩🇪 DEU	Cameron Das	🇺🇸 USA			Dallara F320 Spiess	Team Motopark	22	2:12.773	9	2:11.578	10	2:11.578	191.6
8	31	Carlin	🇬🇧 GBR	Zane Maloney	🇲🇩 BRB	R	3	Dallara F320 Spiess	Carlin	20	2:12.674	7	2:12.467	11	2:12.467	190.3
9	8	Double R	🇬🇧 GBR	Benjamin Pedersen	🇬🇧 GBR			Dallara F320 HWA	Double R	23	2:13.911	8	2:12.516	12	2:12.516	190.2
10	12	DRIVEX	🇪🇸 ESP	Glenn Van Berlo	🇳🇱 NLD	R	4	Dallara F320 HWA	DRIVEX	25	2:13.247	9	2:12.530	14	2:12.530	190.2
11	6	Carlin	🇬🇧 GBR	Ido Cohen	🇮🇱 ISR			Dallara F320 Spiess	Carlin	19	2:16.684	6	2:13.002	11	2:13.002	189.5
12	25	Van Amersfoort Racing	🇳🇱 NLD	Alexandre Bardinon	🇫🇷 FRA			Dallara F320 HWA	Van Amersfoort Racing	23	2:18.112	9	2:13.241	11	2:13.241	189.2
13	99	Cryptotower Racing	● JPN	Rui Andrade	🇦🇴 AGO			Dallara F320 Spiess	Cryptotower Racing	21	2:14.087	8	2:13.905	4	2:13.905	188.3
14	34	DRIVEX	🇪🇸 ESP	Matthias Lüthen	🇩🇪 DEU	R	5	Dallara F320 HWA	DRIVEX	22	2:24.189	7	2:17.450	8	2:17.450	183.4
15	26	Double R	🇬🇧 GBR	Louis Foster	🇬🇧 GBR			Dallara F320 HWA	Double R	4	2:18.447	4	2:18.447	8.149	0.997	182.1

CAR 33 TIME 2:20.034 DELETED TRACK LIMITS AT T 3
 CAR 12 TIME 2:14.970 DELETED TRACK LIMITS AT T 3
 CAR 16 TIME 2:15.394 DELETED TRACK LIMITS AT T 3
 CAR 33 TIME 2:15.823 DELETED TRACK LIMITS AT T 3
 CAR 12 TIME 2:14.422 DELETED TRACK LIMITS AT T 9 - TIME 2:12.859 DELETED TRACK LIMITS AT T 9 - TIME 2:12.648 DELETED TRACK LIMITS AT T 9 - TIME 2:12.409 DELETED TRACK LIMITS AT T 9
 CAR 28 TIME 2:13.704 DELETED TRACK LIMITS AT T 9 - TIME 2:11.704 DELETED TRACK LIMITS AT T 9
 CAR 20 TIME 2:12.685 DELETED TRACK LIMITS AT T 9 - TIME 2:12.355 DELETED TRACK LIMITS AT T 9 - TIME 2:10.470 DELETED TRACK LIMITS AT T 9
 CAR 69 TIME 2:13.256 DELETED TRACK LIMITS AT T 9 - TIME 2:12.492 DELETED TRACK LIMITS AT T 9 - TIME 2:10.896 DELETED TRACK LIMITS AT T 9
 CAR 31 TIME 2:12.659 DELETED TRACK LIMITS AT T 9 - TIME 2:13.053 DELETED TRACK LIMITS AT T 9
 CAR 99 TIME 2:12.735 DELETED TRACK LIMITS AT T 9 - TIME 2:12.175 DELETED TRACK LIMITS AT T 9
 CAR 8 TIME 2:11.487 DELETED TRACK LIMITS AT T 9
 CAR 25 TIME 2:12.777 DELETED TRACK LIMITS AT T 9

Published at:.....

Stewards:	Race Director:	Timekeeper:
-----------	----------------	-------------

