

**Spa Francorchamps**  
**Euroformula Open**  
**Qualifying - 1**  
**Provisional Results**



Clas	Nº	Entrant	Nat	Driver	Nat	Cat	Clas	Chassis - Engine	Team	Laps	Best	Time	Gap	Interval	Km/h
1	69	Cryptotower Racing Team	JPN	Lukas Dunner	AUT			Dallara F320 Spiess	Cryptotower Racing Team	6	6	2:09.533			194.6
2	20	Cryptotower Racing Team	JPN	Yifei Ye	CHN			Dallara F320 Spiess	Cryptotower Racing Team	6	6	2:09.578	0.045	0.045	194.5
3	28	Team Motopark	DEU	Cameron Das	USA			Dallara F320 Spiess	Team Motopark	7	6	2:09.893	0.360	0.315	194.1
4	4	Team Motopark	DEU	Niklas Krütten	DEU	R	1	Dallara F320 Spiess	Team Motopark	11	10	2:10.078	0.545	0.185	193.8
5	8	Double R	GBR	Benjamin Pedersen	GBR			Dallara F320 HWA	Double R	11	10	2:10.293	0.760	0.215	193.5
6	16	Van Amersfoort Racing	NLD	Andreas Estner	DEU			Dallara F320 HWA	Van Amersfoort Racing	11	10	2:10.452	0.919	0.159	193.2
7	12	DRIVEX	ESP	Glenn Van Berlo	NLD	R	2	Dallara F320 HWA	DRIVEX	12	11	2:10.495	0.962	0.043	193.2
8	6	Carlin	GBR	Ido Cohen	ISR			Dallara F320 Spiess	Carlin	11	10	2:10.612	1.079	0.117	193.0
9	31	Carlin	GBR	Zane Maloney	BRB	R	3	Dallara F320 Spiess	Carlin	10	7	2:10.784	1.251	0.172	192.7
10	99	Cryptotower Racing Team	JPN	Rui Andrade	AGO			Dallara F320 Spiess	Cryptotower Racing Team	9	8	2:10.819	1.286	0.035	192.7
11	26	Double R	GBR	Louis Foster	GBR			Dallara F320 HWA	Double R	13	9	2:10.876	1.343	0.057	192.6
12	25	Van Amersfoort Racing	NLD	Alexandre Bardinon	FRA			Dallara F320 HWA	Van Amersfoort Racing	12	11	2:11.501	1.968	0.625	191.7
13	33	Team Motopark	DEU	Manuel Maldonado	VEN			Dallara F320 Spiess	Team Motopark	9	3	2:11.797	2.264	0.296	191.3
14	15	Van Amersfoort Racing	NLD	Sebastian Estner	DEU	R	4	Dallara F320 HWA	Van Amersfoort Racing	11	3	2:11.996	2.463	0.199	191.0
15	34	DRIVEX	ESP	Matthias Lüthen	DEU	R	5	Dallara F320 HWA	DRIVEX	8	8	2:14.859	5.326	2.863	186.9

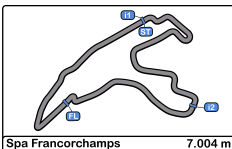
CAR 12 TIME 2:12.848 DELETED TRACK LIMITS AT T 9 - TIME 2:10.780 DELETED TRACK LIMITS AT T 9  
 CAR 4 TIME 2:12.336 DELETED TRACK LIMITS AT T 9 - TIME 2:10.799 DELETED TRACK LIMITS AT T 9  
 CAR 16 TIME 2:13.177 DELETED TRACK LIMITS AT T 9 - TIME 2:09.866 DELETED TRACK LIMITS AT T 9  
 CAR 34 TIME 2:17.745 DELETED TRACK LIMITS AT T 9 - TIME 2:16.089 DELETED TRACK LIMITS AT T 4  
 CAR 99 TIME 2:17.482 DELETED TRACK LIMITS AT T 9  
 CAR 31 TIME 2:32.502 DELETED TRACK LIMITS AT T 9  
 CAR 33 TIME 2:10.744 DELETED TRACK LIMITS AT T 9 - TIME 2:10.793 DELETED TRACK LIMITS AT T 9  
 CAR 15 TIME 2:18.104 DELETED TRACK LIMITS AT T 9 - TIME 2:09.923 DELETED TRACK LIMITS AT T 9  
 CAR 31 TIME 2:09.766 DELETED TRACK LIMITS AT T 9

Published at:.....

Track Temp: 5.8 °C    Air Temp: 6.0 °C    Humidity: 88 %    Track Status: DRY

<b>Stewards:</b>	<b>Race Director:</b>	<b>Timekeeper:</b>
------------------	-----------------------	--------------------






Spa Francorchamps  
Euroformula Open  
Qualifying - 1  
Provisional Results by Class



Clas	Nº	Entrant	Nat	Driver	Nat	Cat	Clas	Chassis - Engine	Team	Laps	Best	Time	Gap	Interval	Km/h
1	69	Cryptotower Racing	JPN	Lukas Dunner	AUT			Dallara F320 Spiess	Cryptotower Racing	6	6	2:09.533			194.6
2	20	Cryptotower Racing	JPN	Yifei Ye	CHN			Dallara F320 Spiess	Cryptotower Racing	6	6	2:09.578	0.045	0.045	194.5
3	28	Team Motopark	DEU	Cameron Das	USA			Dallara F320 Spiess	Team Motopark	7	6	2:09.893	0.360	0.315	194.1
4	8	Double R	GBR	Benjamin Pedersen	GBR			Dallara F320 HWA	Double R	11	10	2:10.293	0.760	0.400	193.5
5	16	Van Amersfoort	NLD	Andreas Estner	DEU			Dallara F320 HWA	Van Amersfoort	11	10	2:10.452	0.919	0.159	193.2
6	6	Carlin	GBR	Ido Cohen	ISR			Dallara F320 Spiess	Carlin	11	10	2:10.612	1.079	0.160	193.0
7	99	Cryptotower Racing	JPN	Rui Andrade	AGO			Dallara F320 Spiess	Cryptotower Racing	9	8	2:10.819	1.286	0.207	192.7
8	26	Double R	GBR	Louis Foster	GBR			Dallara F320 HWA	Double R	13	9	2:10.876	1.343	0.057	192.6
9	25	Van Amersfoort	NLD	Alexandre Bardinon	FRA			Dallara F320 HWA	Van Amersfoort	12	11	2:11.501	1.968	0.625	191.7
10	33	Team Motopark	DEU	Manuel Maldonado	VEN			Dallara F320 Spiess	Team Motopark	9	3	2:11.797	2.264	0.296	191.3
<b>Rookie</b>															
1	4	Team Motopark	DEU	Niklas Krütten	DEU	R	1	Dallara F320 Spiess	Team Motopark	11	10	2:10.078			193.8
2	12	DRIVEX	ESP	Glenn Van Berlo	NLD	R	2	Dallara F320 HWA	DRIVEX	12	11	2:10.495	0.417	0.417	193.2
3	31	Carlin	GBR	Zane Maloney	BRB	R	3	Dallara F320 Spiess	Carlin	10	7	2:10.784	0.706	0.289	192.7
4	15	Van Amersfoort	NLD	Sebastian Estner	DEU	R	4	Dallara F320 HWA	Van Amersfoort	11	3	2:11.996	1.918	1.212	191.0
5	34	DRIVEX	ESP	Matthias Lüthen	DEU	R	5	Dallara F320 HWA	DRIVEX	8	8	2:14.859	4.781	2.863	186.9

Published at:.....

Track Temp: 5.8 °C    Air Temp: 6.0 °C    Humidity: 88 %    Track Status: DRY

Stewards:	Race Director:	Timekeeper: 
-----------	----------------	---





**Spa Francorchamps**  
Euroformula Open  
Qualifying - 1  
Lap Analysis



**4** Niklas Krütten Dallara F320 Spiess **12** Glenn Van Berlo Dallara F320 HWA  
R Team Motopark R DRIVEX

Lap	D	Time	Sector 1	Sector 2	Sector 3	T. Spd	Elapsed	Lap	D	Time	Sector 1	Sector 2	Sector 3	T. Spd	Elapsed
1		9:02:42.609	9:00:58.211	1:06.606	37.792	216.4	9:02:42.609	1		9:02:44.046	9:01:00.341	1:07.263	36.442	201.4	9:02:44.046
2		2:21.133	42.408	1:01.254	37.471	194.2	9:05:03.742	2		2:14.882	39.838	58.871	36.173	241.6	9:04:58.928
3		<del>2:42.336</del>	39.717		2:49.807	240.5	9:07:16.078	3		<del>2:42.848</del>	39.785	57.293	35.770	241.0	9:07:11.776
4		2:19.861 P	39.415		5:09.668	242.1	9:09:35.939	4		2:18.357 P	39.477	56.917	41.963	241.0	9:09:30.133
5		5:36.431	3:48.312	1:03.932	44.187	226.8	9:15:12.370	5		5:25.852	3:33.434	1:09.509	42.909	228.3	9:14:55.985
6		2:24.488	40.194	58.623	45.671	235.8	9:17:36.858	6		2:15.904	40.016	1:00.236	35.652	243.2	9:17:11.889
7		<del>2:40.799</del>	39.374		2:56.470	243.2	9:19:47.657	7		<del>2:40.799</del>	39.374	56.184	35.222	244.3	9:19:22.669
8		2:28.066 P	39.004		5:24.536	245.4	9:22:15.723	8		2:10.027	38.955	55.734	35.338	245.4	9:21:32.696
9		8:22.749	6:43.823	58.301	40.625	234.7	9:30:38.472	9		3:24.805 P	53.845	1:31.022	59.938	127.3	9:24:57.501
10		2:10.078	39.109		2:50.703	244.8	9:32:48.550	10		5:47.564	4:06.944	1:00.940	39.680	219.5	9:30:45.065
11		2:57.554 P	41.963	1:06.526	1:09.065	216.4	9:35:46.104	11		2:10.495	39.215	56.081	35.199	246.0	9:32:55.560
12		2:58.536 P						12		2:58.536 P	43.887	1:10.818	1:03.831	208.0	9:35:54.096

**6** Ido Cohen Dallara F320 Spiess **15** Sebastian Estner Dallara F320 HWA  
R Carlin R Van Amersfoort Racing

Lap	D	Time	Sector 1	Sector 2	Sector 3	T. Spd	Elapsed	Lap	D	Time	Sector 1	Sector 2	Sector 3	T. Spd	Elapsed
1		9:02:58.192	9:01:08.408	1:10.732	39.052	197.4	9:02:58.192	1		9:02:45.151	9:01:02.846	1:05.602	36.703	199.2	9:02:45.151
2		2:29.256 P	42.704	1:01.241	45.311	240.0	9:05:27.448	2		2:28.973	46.049	1:04.297	38.627	149.3	9:05:14.124
3		5:10.089	3:24.627	1:05.948	39.514	221.3	9:10:37.537	3		2:11.996	39.546	56.854	35.596	244.8	9:07:26.120
4		2:18.224	41.384	1:00.854	35.986	225.0	9:12:55.761	4		2:12.468	39.070	56.027	37.371	245.4	9:09:38.588
5		2:14.302	38.719	59.531	36.052	255.9	9:15:10.063	5		2:20.686 P	39.696	56.695	44.295	242.6	9:11:59.274
6		2:12.943	38.774	57.723	36.446	251.1	9:17:23.006	6		5:45.910	4:03.011	1:05.558	37.341	185.5	9:17:45.184
7		2:10.756	38.681	57.137	34.938	251.7	9:19:33.762	7		<del>2:48.404</del>	41.288	58.854	37.962	213.8	9:20:03.288
8		2:28.077 P	39.295	1:00.343	48.439	246.0	9:22:01.839	8		2:35.872 P	39.238	1:01.843	54.791	243.7	9:22:39.160
9		8:26.149	6:49.421	58.833	37.895	248.2	9:30:27.988	9		7:36.857	6:01.239	59.880	35.738	240.5	9:30:16.017
10		2:10.612	38.661	56.964	34.987	252.9	9:32:38.600	10		<del>2:00.923</del>	38.908	55.750	35.265	247.1	9:32:25.940
11		2:56.685 P	42.569	1:12.198	1:01.918	179.7	9:35:35.285	11		3:02.146 P	51.470	1:09.290	1:01.386	177.6	9:35:28.086

**8** Benjamin Pedersen Dallara F320 HWA **16** Andreas Estner Dallara F320 HWA  
R Double R R Van Amersfoort Racing

Lap	D	Time	Sector 1	Sector 2	Sector 3	T. Spd	Elapsed	Lap	D	Time	Sector 1	Sector 2	Sector 3	T. Spd	Elapsed
1		9:02:58.220	9:01:10.039	1:09.461	38.720	196.0	9:02:58.220	1		9:03:26.411	9:01:33.621	1:11.493	41.297	202.2	9:03:26.411
2		2:18.812	40.910	59.811	38.091	238.9	9:05:17.032	2		2:18.850	42.084	59.648	37.118	225.0	9:05:45.261
3		2:12.983	39.296	57.779	35.908	244.8	9:07:30.015	3		<del>2:43.477</del>	39.399	58.280	35.498	244.8	9:07:58.438
4		2:22.874 P	39.308	57.526	46.040	244.3	9:09:52.889	4		2:23.845 P	43.354	57.023	43.468	229.7	9:10:22.283
5		5:09.951	3:25.567	1:05.101	39.283	216.0	9:15:02.840	5		6:27.444	4:47.675	1:03.346	36.423	213.4	9:16:49.727
6		2:29.011	40.554	1:03.711	44.746	231.7	9:17:31.851	6		2:13.144	39.587	57.874	35.683	244.3	9:19:02.871
7		2:11.518	39.155	56.822	35.541	247.1	9:19:43.369	7		<del>2:09.866</del>	38.942	55.677	35.247	245.4	9:21:12.737
8		2:30.320 P	38.718	58.794	52.808	250.0	9:22:13.689	8		3:23.849 P	44.697	1:34.811	1:04.341	177.9	9:24:36.586
9		8:26.747	6:47.130	59.352	40.265	210.9	9:30:40.436	9		5:55.744	4:16.055	58.980	40.709	233.2	9:30:32.330
10		2:10.293	39.009	56.156	35.128	247.1	9:32:50.729	10		2:10.452	38.869		2:51.161	248.2	9:32:42.782
11		2:57.972 P	44.509	1:09.316	1:04.147	194.2	9:35:48.701	11		2:58.403 P	40.955	1:10.840	1:06.608	227.8	9:35:41.185

**20** Yifei Ye Dallara F320 Spiess  
Cryptotower Racing Team

Lap	D	Time	Sector 1	Sector 2	Sector 3	T. Spd	Elapsed
1		9:15:37.066	9:13:45.448	1:08.827	42.791	188.8	9:15:37.066
2		2:19.875	43.069	58.914	37.892	178.5	9:17:56.941
3		2:10.212	39.065	55.882	35.265	244.3	9:20:07.153
4		2:36.807 P	38.870	1:00.930	57.007	245.4	9:22:43.960
5		7:30.067	5:56.380	58.042	35.645	241.6	9:30:14.027
6		2:09.578	39.086	55.405	35.087	242.6	9:32:23.605
7			53.284	1:12.327		162.4	





Spa Francorchamps  
Euroformula Open  
Qualifying - 1  
Lap Analysis



25

Alexandre Bardino

Dallara F320 HWA

33

Manuel Maldonado

Dallara F320 Spiess

Van Amersfoort Racing

Team Motopark

Lap	D	Time	Sector 1	Sector 2	Sector 3	T. Spd	Elapsed	Lap	D	Time	Sector 1	Sector 2	Sector 3	T. Spd	Elapsed
1		9:02:55.157	9:01:06.412	1:09.734	39.011	178.2	9:02:55.157	1		9:10:35.139	9:08:44.345	1:09.787	41.007	192.5	9:10:35.139
2		2:20.671	39.841	1:01.479	39.351	244.3	9:05:15.828	2		2:18.889	40.945	1:00.647	37.297	238.9	9:12:54.028
3		2:12.540	39.205	57.862	35.473	246.5	9:07:28.368	3		2:11.797	39.177	56.945	35.675	246.5	9:15:05.825
4		2:22.751 P	39.084	58.460	45.207	246.5	9:09:51.119	4		2:14.938	40.422	58.291	36.225	236.8	9:17:20.763
5		5:02.344	3:03.520	1:14.820	44.004	206.1	9:14:53.463	5		<del>2:40.744</del>	38.960	56.465	35.319	246.0	9:19:31.507
6		2:13.920	39.838	58.567	35.515	242.6	9:17:07.383	6		2:26.681 P	40.338	57.949	48.394	241.0	9:21:58.188
7		2:11.926	39.231	57.108	35.587	244.3	9:19:19.309	7		8:23.394	6:45.569	59.833	37.992	241.0	9:30:21.582
8		2:11.533	39.137	56.857	35.539	243.7	9:21:30.842	8		<del>2:40.793</del>	39.034	56.515	35.244	247.7	9:32:32.375
9		3:25.722 P	54.661	1:31.143	59.918	148.3	9:24:56.564	9		3:01.664 P	46.877	1:12.495	1:02.292	172.8	9:35:34.039
10		5:45.503	4:06.109	59.926	39.468	228.8	9:30:42.067								
11		2:11.501	38.888	57.346	35.267	249.4	9:32:53.568								
12		2:58.146 P	44.763	1:10.973	1:02.410	200.7	9:35:51.714								

26

Louis Foster

Dallara F320 HWA

34

Matthias Lüthen

Dallara F320 HWA

R

DRIVEX

Lap	D	Time	Sector 1	Sector 2	Sector 3	T. Spd	Elapsed	Lap	D	Time	Sector 1	Sector 2	Sector 3	T. Spd	Elapsed
1		9:03:00.628	9:01:10.903	1:11.320	38.405	193.8	9:03:00.628	1		9:03:31.128	9:01:31.950	1:18.121	41.057	173.3	9:03:31.128
2		2:23.934	42.104	1:04.715	37.115	240.5	9:05:24.562	2		2:22.595	40.981	1:05.052	36.562	237.8	9:05:53.723
3		2:19.880	40.691	1:02.399	36.790	238.9	9:07:44.442	3		<del>2:47.745</del>	40.173	1:01.390	36.182	240.0	9:08:11.468
4		2:14.671	39.906	58.845	35.920	241.0	9:09:59.113	4		2:24.530	40.086	1:03.441	41.003	243.2	9:10:35.998
5		2:13.217	39.661	57.688	35.868	240.0	9:12:12.330	5		2:18.881	41.256	1:00.740	36.885	246.5	9:12:54.879
6		2:13.195	40.517	57.101	35.577	237.8	9:14:25.525	6		<del>2:46.089</del>	39.079	59.853	37.157	248.8	9:15:10.968
7		2:11.859	39.494	56.789	35.576	241.0	9:16:37.384	7		2:15.898	39.246	1:00.016	36.636	252.3	9:17:26.866
8		2:11.313	39.413	56.262	35.638	240.5	9:18:48.697	8		2:14.859	38.933	59.628	36.298	251.7	9:19:41.725
9		2:10.876	39.362	56.005	35.509	242.1	9:20:59.573	9			39.007			248.2	
10		2:50.423 P	43.389	1:16.083	50.951	182.7	9:23:49.996								
11		6:58.142	5:15.202	1:01.654	41.286	217.7	9:30:48.138								
12		2:10.966	39.273	56.393	35.300	244.8	9:32:59.104								
13		2:57.345 P	43.744	1:09.003	1:04.598	233.2	9:35:56.449								

28

Cameron Das

Dallara F320 Spiess

69

Lukas Dunner

Dallara F320 Spiess

Team Motopark

Cryptotower Racing Team

Lap	D	Time	Sector 1	Sector 2	Sector 3	T. Spd	Elapsed	Lap	D	Time	Sector 1	Sector 2	Sector 3	T. Spd	Elapsed
1		9:14:58.881	9:13:14.705	1:04.874	39.302	180.0	9:14:58.881	1		9:14:58.062	9:13:12.756	1:06.358	38.948	187.5	9:14:58.062
2		2:41.148	42.028	1:06.765	52.355	221.7	9:17:40.029	2		2:28.167	41.554	1:06.003	40.610	208.8	9:17:26.229
3		2:11.028	39.270		3:03.383	246.0	9:19:51.057	3		2:10.830	39.129	56.373	35.328	247.1	9:19:37.059
4		2:26.074 P	38.725		5:29.457	247.7	9:22:17.131	4		2:23.096 P	38.821	55.879	48.396	247.7	9:22:00.155
5		8:18.371	6:37.930	58.842	41.599	221.3	9:30:35.502	5		8:18.978	6:42.019	1:00.166	36.793	225.4	9:30:19.133
6		2:09.893	38.877	55.995	35.021	245.4	9:32:45.395	6		2:09.533	38.862	55.523	35.148	246.5	9:32:28.666
7		2:58.555 P	41.460	1:08.603	1:08.492	240.0	9:35:43.950	7			49.636	1:11.970		173.9	

31

Zane Maloney

Dallara F320 Spiess

99

Rui Andrade

Dallara F320 Spiess

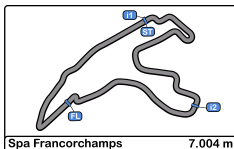
R

Carlin

Cryptotower Racing Team

Lap	D	Time	Sector 1	Sector 2	Sector 3	T. Spd	Elapsed	Lap	D	Time	Sector 1	Sector 2	Sector 3	T. Spd	Elapsed
1		9:02:48.334	9:01:05.708	1:05.484	37.142	204.1	9:02:48.334	1		9:10:34.058	9:08:43.575	1:08.613	41.870	192.8	9:10:34.058
2		2:18.040	42.339	59.650	36.051	232.2	9:05:06.374	2		<del>2:47.482</del>	41.394	59.277	36.811	240.0	9:12:51.540
3		2:11.889	39.224	57.186	35.479	247.1	9:07:18.263	3		2:15.846	41.855	58.333	35.658	233.7	9:15:07.386
4		2:19.444 P	39.109	56.671	43.664	249.4	9:09:37.707	4		2:11.780	38.782	57.431	35.567	249.4	9:17:19.166
5		5:19.883 P	3:19.371	1:11.896	48.616	231.7	9:14:57.590	5		2:13.820	40.708	57.722	35.390	225.9	9:19:32.986
6		<del>2:32.502</del>	52.416	59.087	40.999	247.7	9:17:30.092	6		2:22.850 P	38.829	56.693	47.328	247.7	9:21:55.836
7		2:10.784	38.871	56.839	35.074	248.2	9:19:40.876	7		8:27.607	6:50.666	58.049	38.892	246.5	9:30:23.443
8		2:22.705 P	38.892	55.681	48.132	250.0	9:22:03.581	8		2:10.819	38.926	56.626	35.267	247.7	9:32:34.262
9		8:22.343	6:44.995	58.632	38.716	246.0	9:30:25.924	9		3:03.012 P	45.747	1:12.098	1:05.167	171.4	9:35:37.274
10		<del>2:09.766</del>	39.025	55.904	34.837	249.4	9:32:35.690								
11			44.668	1:12.694		155.6									



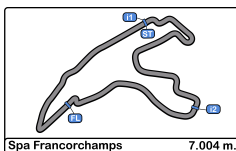


Spa Francorchamps  
Euroformula Open  
Qualifying - 1  
**Best Sectors Results**



Sector - 1				Sector - 2				Sector - 3				Ideal Lap vs Best Lap					
Clas	Nº	Driver	Time	Nº	Driver	Time	Nº	Driver	Time	Clas	Nº	Driver	Ideal Lap	Best Lap	Clas		
1	6	Ido Cohen	38.661	20	Yifei Ye	55.405	31	Zane Maloney	34.837	1	20	Yifei Ye	2:09.362	2:09.578	2		
2	8	Benjamin Pedersen	38.718	69	Lukas Dunner	55.523	6	Ido Cohen	34.938	2	31	Zane Maloney	2:09.389	2:10.784	9		
3	28	Cameron Das	38.725	16	Andreas Estner	55.677	28	Cameron Das	35.021	3	69	Lukas Dunner	2:09.492	2:09.533	1		
4	99	Rui Andrade	38.782	31	Zane Maloney	55.681	20	Yifei Ye	35.087	4	28	Cameron Das	2:09.741	2:09.893	3		
5	69	Lukas Dunner	38.821	12	Glenn Van Berlo	55.734	8	Benjamin Pedersen	35.128	5	16	Andreas Estner	2:09.793	2:10.452	6		
6	16	Andreas Estner	38.869	15	Sebastian Estner	55.750	69	Lukas Dunner	35.148	6	12	Glenn Van Berlo	2:09.888	2:10.495	7		
7	20	Yifei Ye	38.870	28	Cameron Das	55.995	12	Glenn Van Berlo	35.199	7	15	Sebastian Estner	2:09.923	2:11.996	14		
8	31	Zane Maloney	38.871	26	Louis Foster	56.005	33	Manuel Maldonado	35.244	8	8	Benjamin Pedersen	2:10.002	2:10.293	5		
9	25	Alexandre Bardinon	38.888	8	Benjamin Pedersen	56.156	16	Andreas Estner	35.247	9	6	Ido Cohen	2:10.563	2:10.612	8		
10	15	Sebastian Estner	38.908	33	Manuel Maldonado	56.465	15	Sebastian Estner	35.265	10	26	Louis Foster	2:10.578	2:10.876	11		
11	34	Matthias Lüthen	38.933	99	Rui Andrade	56.626	99	Rui Andrade	35.267	11	33	Manuel Maldonado	2:10.669	2:11.797	13		
12	12	Glenn Van Berlo	38.955	25	Alexandre Bardinon	56.857	25	Alexandre Bardinon	35.267	12	99	Rui Andrade	2:10.675	2:10.819	10		
13	33	Manuel Maldonado	38.960	6	Ido Cohen	56.964	26	Louis Foster	35.300	13	25	Alexandre Bardinon	2:11.012	2:11.501	12		
14	4	Niklas Krütten	39.004	4	Niklas Krütten	58.301	34	Matthias Lüthen	36.182	14	34	Matthias Lüthen	2:14.743	2:14.859	15		
15	26	Louis Foster	39.273	34	Matthias Lüthen	59.628	4	Niklas Krütten	37.471	15	4	Niklas Krütten	2:14.776	2:10.078	4		



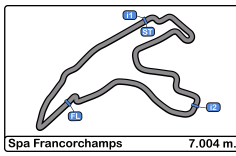


Spa Francorchamps  
Euroformula Open  
Qualifying - 1  
Best 5 Lap Times



Cls	Nº	Entrant	Nat	Driver	Nat	Cat	Cls	Chassis - Engine	Team	Best 1		Best 2		Best 3		Best 4		Best 5	
										Time	Lap	Time	Lap	Time	Lap	Time	Lap	Time	Lap
1	69	Cryptotower Racing		Lukas Dunner				Dallara F320 Spiess	Cryptotower Racing	<b>2:09.533</b>	6	2:10.830	3	2:28.167	2	8:18.978	5		
2	20	Cryptotower Racing		Yifei Ye				Dallara F320 Spiess	Cryptotower Racing	<b>2:09.578</b>	6	2:10.212	3	2:19.875	2	7:30.067	5		
3	28	Team Motopark		Cameron Das				Dallara F320 Spiess	Team Motopark	<b>2:09.893</b>	6	2:11.028	3	2:41.148	2	2:58.555	7	8:18.371	5
4	4	Team Motopark		Niklas Krütten		R	1	Dallara F320 Spiess	Team Motopark	<b>2:10.078</b>	10	2:19.861	4	2:21.133	2	2:24.488	6	2:57.554	11
5	8	Double R		Benjamin Pedersen				Dallara F320 HWA	Double R	<b>2:10.293</b>	10	2:11.518	7	2:12.983	3	2:18.812	2	2:22.874	4
6	16	Van Amersfoort Racing		Andreas Estner				Dallara F320 HWA	Van Amersfoort Racing	<b>2:10.452</b>	10	2:13.144	6	2:18.850	2	2:23.845	4	2:58.403	11
7	12	DRIVEX		Glenn Van Berlo		R	2	Dallara F320 HWA	DRIVEX	<b>2:10.495</b>	11	2:14.882	2	2:15.904	6	2:18.357	4	2:58.536	12
8	6	Carlin		Ido Cohen				Dallara F320 Spiess	Carlin	<b>2:10.612</b>	10	2:10.756	7	2:12.943	6	2:14.302	5	2:18.224	4
9	31	Carlin		Zane Maloney		R	3	Dallara F320 Spiess	Carlin	<b>2:10.784</b>	7	2:11.889	3	2:18.040	2	2:19.444	4	5:19.883	5
10	99	Cryptotower Racing		Rui Andrade				Dallara F320 Spiess	Cryptotower Racing	<b>2:10.819</b>	8	2:11.780	4	2:13.820	5	2:15.846	3	3:03.012	9
11	26	Double R		Louis Foster				Dallara F320 HWA	Double R	<b>2:10.876</b>	9	2:10.966	12	2:11.313	8	2:11.859	7	2:13.195	6
12	25	Van Amersfoort Racing		Alexandre Bardinon				Dallara F320 HWA	Van Amersfoort Racing	<b>2:11.501</b>	11	2:11.926	7	2:12.540	3	2:13.920	6	2:20.671	2
13	33	Team Motopark		Manuel Maldonado				Dallara F320 Spiess	Team Motopark	<b>2:11.797</b>	3	2:14.938	4	2:18.889	2	3:01.664	9	8:23.394	7
14	15	Van Amersfoort Racing		Sebastian Estner		R	4	Dallara F320 HWA	Van Amersfoort Racing	<b>2:11.996</b>	3	2:12.468	4	2:20.686	5	2:28.973	2	3:02.146	11
15	34	DRIVEX		Matthias Lüthen		R	5	Dallara F320 HWA	DRIVEX	<b>2:14.859</b>	8	2:15.898	7	2:18.881	5	2:22.595	2	2:24.530	4



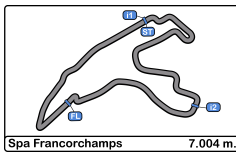


**Spa Francorchamps**  
**Euroformula Open**  
**Qualifying - 1**  
**Best 5 Top Speeds**



Cls	Nº	Entrant	Nat	Driver	Nat	Cat	Cls	Chassis - Engine	Team	Top 1		Top 2		Top 3		Top 4		Top 5		Avg
										Km/h	Lap	Km/h	Lap	Km/h	Lap	Km/h	Lap	Km/h	Lap	
1	6	Carlin		Ido Cohen				Dallara F320 Spiess	Carlin	255.9	5	252.9	10	251.7	7	251.1	6	248.2	9	252.0
2	34	DRIVEX		Matthias Lüthen		R	1	Dallara F320 HWA	DRIVEX	252.3	7	251.7	8	248.8	6	248.2	9	246.5	5	249.5
3	8	Double R		Benjamin Pedersen				Dallara F320 HWA	Double R	250.0	8	247.1	7	247.1	10	244.8	3	244.3	4	246.7
4	31	Carlin		Zane Maloney		R	2	Dallara F320 Spiess	Carlin	250.0	8	249.4	4	249.4	10	248.2	7	247.7	6	248.9
5	25	Van Amersfoort Racing		Alexandre Bardinon				Dallara F320 HWA	Van Amersfoort Racing	249.4	11	246.5	3	246.5	4	244.3	2	244.3	7	246.2
6	99	Cryptotower Racing		Rui Andrade				Dallara F320 Spiess	Cryptotower Racing	249.4	4	247.7	6	247.7	8	246.5	7	240.0	2	246.2
7	16	Van Amersfoort Racing		Andreas Estner				Dallara F320 HWA	Van Amersfoort Racing	248.2	10	245.4	7	244.8	3	244.3	6	233.2	9	243.2
8	28	Team Motopark		Cameron Das				Dallara F320 Spiess	Team Motopark	247.7	4	246.0	3	245.4	6	240.0	7	221.7	2	240.1
9	33	Team Motopark		Manuel Maldonado				Dallara F320 Spiess	Team Motopark	247.7	8	246.5	3	246.0	5	241.0	6	241.0	7	244.4
10	69	Cryptotower Racing		Lukas Dunner				Dallara F320 Spiess	Cryptotower Racing	247.7	4	247.1	3	246.5	6	225.4	5	208.8	2	235.1
11	15	Van Amersfoort Racing		Sebastian Estner		R	3	Dallara F320 HWA	Van Amersfoort Racing	247.1	10	245.4	4	244.8	3	243.7	8	242.6	5	244.7
12	12	DRIVEX		Glenn Van Berlo		R	4	Dallara F320 HWA	DRIVEX	246.0	11	245.4	8	244.3	7	243.2	6	241.6	2	244.1
13	4	Team Motopark		Niklas Krütten		R	5	Dallara F320 Spiess	Team Motopark	245.4	8	244.8	10	243.2	7	242.1	4	240.5	3	243.2
14	20	Cryptotower Racing		Yifei Ye				Dallara F320 Spiess	Cryptotower Racing	245.4	4	244.3	3	242.6	6	241.6	5	188.8	1	232.5
15	26	Double R		Louis Foster				Dallara F320 HWA	Double R	244.8	12	242.1	9	241.0	4	241.0	7	240.5	2	241.9





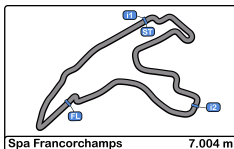
Spa Francorchamps  
Euroformula Open  
Qualifying - 1  
Fastest Laps Sequence



Lap	Time of Day	Session Time	Nº	Entrant	Nat	Driver	Nat	Cat	Chassis - Engine	Team	Time	Km/h
2	9:04:58.928	4:58.928	12	DRIVEX	ESP	Glenn Van Berlo	NLD	R	Dallara F320 HWA	DRIVEX	2:14.882	186.9
3	9:07:18.263	7:18.263	31	Carlin	GBR	Zane Maloney	BRB	R	Dallara F320 Spiess	Carlin	2:11.889	191.1
3	9:15:05.825	15:05.825	33	Team Motopark	DEU	Manuel Maldonado	VEN		Dallara F320 Spiess	Team Motopark	2:11.797	191.3
4	9:17:19.166	17:19.166	99	Cryptotower Racing Team	JPN	Rui Andrade	AGO		Dallara F320 Spiess	Cryptotower Racing Team	2:11.780	191.3
8	9:18:48.697	18:48.697	26	Double R	GBR	Louis Foster	GBR		Dallara F320 HWA	Double R	2:11.313	192.0
7	9:19:33.762	19:33.762	6	Carlin	GBR	Ido Cohen	ISR		Dallara F320 Spiess	Carlin	2:10.756	192.8
3	9:20:07.153	20:07.153	20	Cryptotower Racing Team	JPN	Yifei Ye	CHN		Dallara F320 Spiess	Cryptotower Racing Team	2:10.212	193.6
6	9:32:23.605	32:23.605	20	Cryptotower Racing Team	JPN	Yifei Ye	CHN		Dallara F320 Spiess	Cryptotower Racing Team	2:09.578	194.5
6	9:32:28.666	32:28.666	69	Cryptotower Racing Team	JPN	Lukas Dunner	AUT		Dallara F320 Spiess	Cryptotower Racing Team	2:09.533	194.6





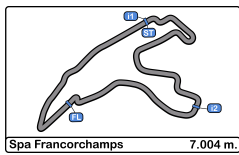


Spa Francorchamps  
Euroformula Open  
Qualifying - 1  
Event Best Maximum Speed



Nº	Entrant	Nat	Driver	Nat	Cat	Clas	Chassis - Engine	Team	Km/h	Session
6	Carlin	GBR	Ido Cohen	ISR			Dallara F320 Spiess	Carlin	255.9	Qualifying - 1
16	Van Amersfoort Racing	NLD	Andreas Estner	DEU			Dallara F320 HWA	Van Amersfoort Racing	254.1	Free Practice - 1
34	DRIVEX	ESP	Matthias Lüthen	DEU	R	1	Dallara F320 HWA	DRIVEX	252.3	Qualifying - 1
99	Cryptotower Racing Team	JPN	Rui Andrade	AGO			Dallara F320 Spiess	Cryptotower Racing Team	251.1	Free Practice - 1
28	Team Motopark	DEU	Cameron Das	USA			Dallara F320 Spiess	Team Motopark	250.0	Free Practice - 1
31	Carlin	GBR	Zane Maloney	BRB	R	2	Dallara F320 Spiess	Carlin	250.0	Qualifying - 1
8	Double R	GBR	Benjamin Pedersen	GBR			Dallara F320 HWA	Double R	250.0	Qualifying - 1
33	Team Motopark	DEU	Manuel Maldonado	VEN			Dallara F320 Spiess	Team Motopark	249.4	Free Practice - 2
15	Van Amersfoort Racing	NLD	Sebastian Estner	DEU	R	3	Dallara F320 HWA	Van Amersfoort Racing	249.4	Free Practice - 3
25	Van Amersfoort Racing	NLD	Alexandre Bardinon	FRA			Dallara F320 HWA	Van Amersfoort Racing	249.4	Qualifying - 1
20	Cryptotower Racing Team	JPN	Yifei Ye	CHN			Dallara F320 Spiess	Cryptotower Racing Team	247.7	Free Practice - 2
69	Cryptotower Racing Team	JPN	Lukas Dunner	AUT			Dallara F320 Spiess	Cryptotower Racing Team	247.7	Free Practice - 2
4	Team Motopark	DEU	Niklas Krütten	DEU	R	4	Dallara F320 Spiess	Team Motopark	247.1	Free Practice - 2
12	DRIVEX	ESP	Glenn Van Berlo	NLD	R	5	Dallara F320 HWA	DRIVEX	246.0	Qualifying - 1
26	Double R	GBR	Louis Foster	GBR			Dallara F320 HWA	Double R	244.8	Qualifying - 1





**Spa Francorchamps**  
Euroformula Open  
Qualifying - 1  
**Pit Stop Analysis**



**4** Niklas Krütten R Team Motopark  
Dallara F320 Spiess

Nr.	In Day Time	In Time	Out Time	Pit Time	T. Pit Time	Handicap	Penalty
1	9:09:30.543	9:09:30.543	9:12:41.278	3:10.735	3:10.735		
2	9:22:09.955	9:22:09.955	9:28:23.019	6:13.064	9:23.799		

**6** Ido Cohen Carlin  
Dallara F320 Spiess

Nr.	In Day Time	In Time	Out Time	Pit Time	T. Pit Time	Handicap	Penalty
1	9:05:22.302	9:05:22.302	9:08:12.140	2:49.838	2:49.838		
2	9:21:56.401	9:21:56.401	9:28:15.365	6:18.964	9:08.802		

**8** Benjamin Pedersen Double R  
Dallara F320 HWA

Nr.	In Day Time	In Time	Out Time	Pit Time	T. Pit Time	Handicap	Penalty
1	9:09:46.939	9:09:46.939	9:12:36.301	2:49.362	2:49.362		
2	9:22:08.281	9:22:08.281	9:28:23.823	6:15.542	9:04.904		

**12** Glenn Van Berlo R DRIVEX  
Dallara F320 HWA

Nr.	In Day Time	In Time	Out Time	Pit Time	T. Pit Time	Handicap	Penalty
1	9:09:24.939	9:09:24.939	9:12:24.814	2:59.875	2:59.875		
2	9:24:52.074	9:24:52.074	9:28:27.157	3:35.083	6:34.958		

**15** Sebastian Estner R Van Amersfoort Racing  
Dallara F320 HWA

Nr.	In Day Time	In Time	Out Time	Pit Time	T. Pit Time	Handicap	Penalty
1	9:11:54.006	9:11:54.006	9:15:19.639	3:25.633	3:25.633		
2	9:22:33.733	9:22:33.733	9:28:05.633	5:31.900	8:57.533		

**16** Andreas Estner Van Amersfoort Racing  
Dallara F320 HWA

Nr.	In Day Time	In Time	Out Time	Pit Time	T. Pit Time	Handicap	Penalty
1	9:10:17.013	9:10:17.013	9:14:28.858	4:11.845	4:11.845		
2	9:24:30.453	9:24:30.453	9:28:16.810	3:46.357	7:58.202		

**20** Yifei Ye Cryptotower Racing Team  
Dallara F320 Spiess

Nr.	In Day Time	In Time	Out Time	Pit Time	T. Pit Time	Handicap	Penalty
1	9:22:37.988	9:22:37.988	9:28:06.540	5:28.552	5:28.552		

**25** Alexandre Bardinon Van Amersfoort Racing  
Dallara F320 HWA

Nr.	In Day Time	In Time	Out Time	Pit Time	T. Pit Time	Handicap	Penalty
1	9:09:45.943	9:09:45.943	9:12:12.324	2:26.381	2:26.381		
2	9:24:51.235	9:24:51.235	9:28:25.872	3:34.637	6:01.018		

**26** Louis Foster Double R  
Dallara F320 HWA

Nr.	In Day Time	In Time	Out Time	Pit Time	T. Pit Time	Handicap	Penalty
1	9:23:44.728	9:23:44.728	9:28:29.513	4:44.785	4:44.785		

**28** Cameron Das Team Motopark  
Dallara F320 Spiess

Nr.	In Day Time	In Time	Out Time	Pit Time	T. Pit Time	Handicap	Penalty
1	9:22:11.818	9:22:11.818	9:28:18.302	6:06.484	6:06.484		

**31** Zane Maloney R Carlin  
Dallara F320 Spiess

Nr.	In Day Time	In Time	Out Time	Pit Time	T. Pit Time	Handicap	Penalty
1	9:09:32.382	9:09:32.382	9:12:17.446	2:45.064	2:45.064		
2	9:14:52.373	9:14:52.373	9:15:15.742	23.369	3:08.433		
3	9:21:58.140	9:21:58.140	9:28:13.514	6:15.374	9:23.807		

**33** Manuel Maldonado Team Motopark  
Dallara F320 Spiess

Nr.	In Day Time	In Time	Out Time	Pit Time	T. Pit Time	Handicap	Penalty
1	9:21:52.465	9:21:52.465	9:28:08.851	6:16.386	6:16.386		

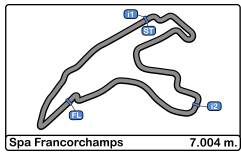
**69** Lukas Dunner Cryptotower Racing Team  
Dallara F320 Spiess

Nr.	In Day Time	In Time	Out Time	Pit Time	T. Pit Time	Handicap	Penalty
1	9:21:54.014	9:21:54.014	9:28:07.841	6:13.827	6:13.827		

**99** Rui Andrade Cryptotower Racing Team  
Dallara F320 Spiess

Nr.	In Day Time	In Time	Out Time	Pit Time	T. Pit Time	Handicap	Penalty
1	9:21:50.186	9:21:50.186	9:28:12.206	6:22.020	6:22.020		

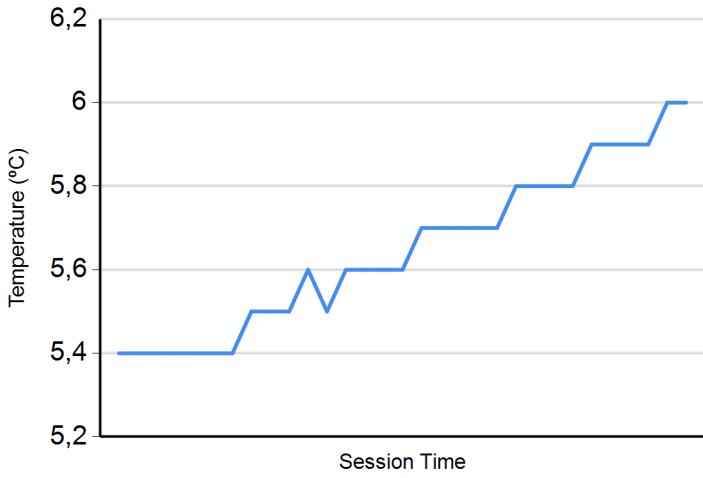




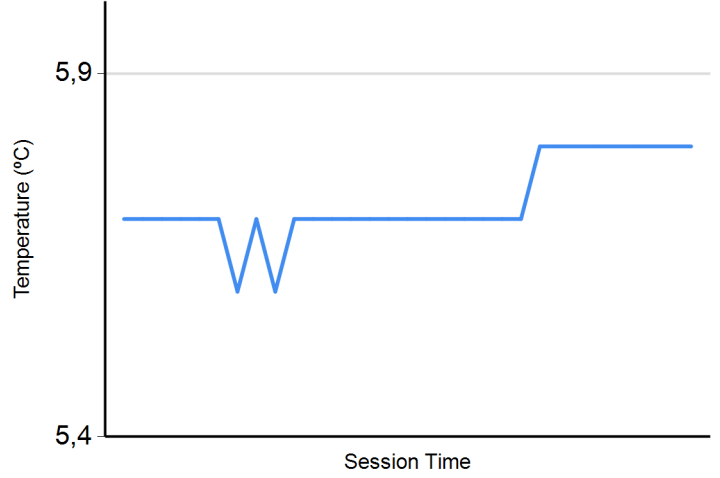
**Spa Francorchamps**  
**Euroformula Open**  
**Qualifying - 1**  
**Weather Report**



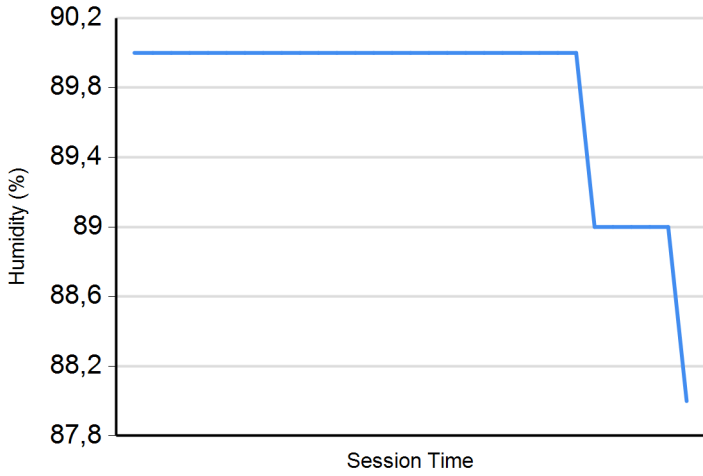
**Air Temperature**



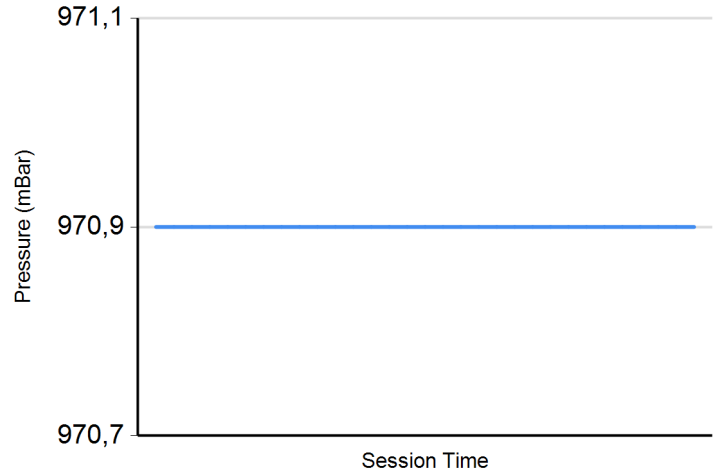
**Track Temperature**



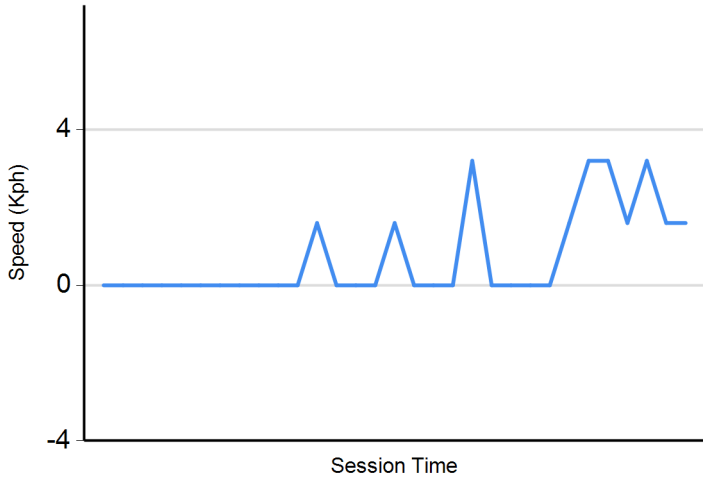
**Humidity**



**Pressure**



**Wind Speed**



**Wind direction**

North = 0°/360° Est = 90° South = 180° West = 270°

