

Spa Francorchamps
Euroformula Open
Race - 1
Provisional Results



Cls	Nº	Entrant	Nat	Driver	Nat	Cat	Cls	Chassis - Engine	Team	Laps	Total Time	Gap	Interval	Km/h	Best	Time	Km/h
1	20	Cryptotower Racing Team	●	JPN Yifei Ye	●	CHN		Dallara F320 Spiess	Cryptotower Racing Team	14	30:43.866			191.4	7	2:10.959	192.5
2	69	Cryptotower Racing Team	●	JPN Lukas Dunner	●	AUT		Dallara F320 Spiess	Cryptotower Racing Team	14	30:44.314	0.448	0.448	191.3	7	2:10.950	192.5
3	6	Carlin	●	GBR Ido Cohen	●	ISR		Dallara F320 Spiess	Carlin	14	30:52.412	8.546	8.098	190.5	3	2:11.116	192.3
4	16	Van Amersfoort Racing	●	NLD Andreas Estner	●	DEU		Dallara F320 HWA	Van Amersfoort Racing	14	30:55.272	11.406	2.860	190.2	4	2:11.464	191.7
5	28	Team Motopark	●	DEU Cameron Das	●	USA		Dallara F320 Spiess	Team Motopark	14	30:55.457	11.591	0.185	190.2	6	2:11.066	192.3
6	33	Team Motopark	●	DEU Manuel Maldonado	●	VEN		Dallara F320 Spiess	Team Motopark	14	30:58.861	14.995	3.404	189.9	9	2:11.610	191.5
7	26	Double R	●	GBR Louis Foster	●	GBR		Dallara F320 HWA	Double R	14	31:05.614	21.748	6.753	189.2	8	2:11.888	191.1
8	8	Double R	●	GBR Benjamin Pedersen	●	GBR		Dallara F320 HWA	Double R	14	31:06.189	22.323	0.575	189.1	8	2:11.940	191.1
9	15	Van Amersfoort Racing	●	NLD Sebastian Estner	●	DEU	R 1	Dallara F320 HWA	Van Amersfoort Racing	14	31:07.967	24.101	1.778	188.9	7	2:12.014	190.9
10	12	DRIVEX	●	ESP Glenn Van Berlo	●	NLD	R 2	Dallara F320 HWA	DRIVEX	14	31:09.243	25.377	1.276	188.8	8	2:11.316	192.0
11	99	Cryptotower Racing Team	●	JPN Rui Andrade	●	AGO		Dallara F320 Spiess	Cryptotower Racing Team	14	31:14.217	30.351	4.974	188.3	7	2:12.687	190.0
12	4	Team Motopark	●	DEU Niklas Krütten	●	DEU	R 3	Dallara F320 Spiess	Team Motopark	14	31:27.020	43.154	12.803	187.0	4	2:11.190	192.1
13	25	Van Amersfoort Racing	●	NLD Alexandre Bardinon	●	FRA		Dallara F320 HWA	Van Amersfoort Racing	14	31:35.105	51.239	8.085	186.2	3	2:13.161	189.3
14	31	Carlin	●	GBR Zane Maloney	●	BRB	R 4	Dallara F320 Spiess	Carlin	13	28:37.443	1 Lap	1 Lap	190.8	5	2:11.063	192.3

Fastest lap Lukas Dunner in 2:10.950 at 192.5 Km/h in lap 7

CAR #12 - 1 SECOND TIME PENALTY ADDED TO RACE TIME - TRACK LIMITS REPEATEDLY

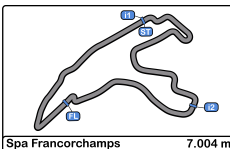
CAR #25 - 1 SECOND TIME PENALTY ADDED TO RACE TIME - TRACK LIMITS REPEATEDLY

Published at:.....

Track Temp: 9.8 °C Air Temp: 8.4 °C Humidity: 74 % Track Status: DRY

Stewards:	Race Director:	Timekeeper:
------------------	-----------------------	--------------------





Spa Francorchamps
Euroformula Open
Race - 1
Provisional Results by Class



Cls	Nº	Entrant	Nat	Driver	Nat	Cat	Cls	Chassis - Engine	Team	Laps	Total Time	Gap	Interval	Km/h	Best	Time	Km/h	
1	20	Cryptotower Racing	●	JPN Yifei Ye	🇨🇳	CHN		Dallara F320 Spiess	Cryptotower Racing	14	30:43.866			191.4	7	2:10.959	192.5	
2	69	Cryptotower Racing	●	JPN Lukas Dunner	🇦🇹	AUT		Dallara F320 Spiess	Cryptotower Racing	14	30:44.314	0.448	0.448	191.3	7	2:10.950	192.5	
3	6	Carlin	🇬🇧	GBR Ido Cohen	🇮🇱	ISR		Dallara F320 Spiess	Carlin	14	30:52.412	8.546	8.098	190.5	3	2:11.116	192.3	
4	16	Van Amersfoort	🇳🇱	NLD Andreas Estner	🇩🇪	DEU		Dallara F320 HWA	Van Amersfoort	14	30:55.272	11.406	2.860	190.2	4	2:11.464	191.7	
5	28	Team Motopark	🇩🇪	DEU Cameron Das	🇺🇸	USA		Dallara F320 Spiess	Team Motopark	14	30:55.457	11.591	0.185	190.2	6	2:11.066	192.3	
6	33	Team Motopark	🇩🇪	DEU Manuel Maldonado	🇻🇪	VEN		Dallara F320 Spiess	Team Motopark	14	30:58.861	14.995	3.404	189.9	9	2:11.610	191.5	
7	26	Double R	🇬🇧	GBR Louis Foster	🇬🇧	GBR		Dallara F320 HWA	Double R	14	31:05.614	21.748	6.753	189.2	8	2:11.888	191.1	
8	8	Double R	🇬🇧	GBR Benjamin Pedersen	🇬🇧	GBR		Dallara F320 HWA	Double R	14	31:06.189	22.323	0.575	189.1	8	2:11.940	191.1	
9	99	Cryptotower Racing	●	JPN Rui Andrade	🇦🇴	AGO		Dallara F320 Spiess	Cryptotower Racing	14	31:14.217	30.351	8.028	188.3	7	2:12.687	190.0	
10	25	Van Amersfoort	🇳🇱	NLD Alexandre Bardinon	🇫🇷	FRA		Dallara F320 HWA	Van Amersfoort	14	31:35.105	51.239	20.888	186.2	3	2:13.161	189.3	
Rookie																		
1	15	Van Amersfoort	🇳🇱	NLD Sebastian Estner	🇩🇪	DEU	R	1	Dallara F320 HWA	Van Amersfoort	14	31:07.967			188.9	7	2:12.014	190.9
2	12	DRIVEX	🇪🇸	ESP Glenn Van Berlo	🇳🇱	NLD	R	2	Dallara F320 HWA	DRIVEX	14	31:09.243	25.377	1.276	188.8	8	2:11.316	192.0
3	4	Team Motopark	🇩🇪	DEU Niklas Krütten	🇩🇪	DEU	R	3	Dallara F320 Spiess	Team Motopark	14	31:27.020	43.154	17.777	187.0	4	2:11.190	192.1
4	31	Carlin	🇬🇧	GBR Zane Maloney	🇧🇪	BRB	R	4	Dallara F320 Spiess	Carlin	13	28:37.443	1 Lap	1 Lap	190.8	5	2:11.063	192.3

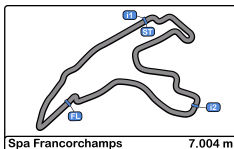
Fastest lap Lukas Dunner in 2:10.950 at 192.5 Km/h in lap 7

Published at:.....

Track Temp: 9.8 °C Air Temp: 8.4 °C Humidity: 74 % Track Status: DRY

Stewards:	Race Director:	Timekeeper: 
-----------	----------------	---





Spa Francorchamps

Euroformula Open

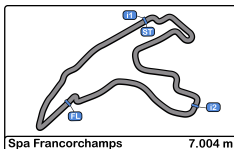
Race - 1

Provisional Classification by Driver Fastest Lap



Clas	Nº	Entrant	Nat	Driver	Nat	Cat	Clas	Chassis - Engine	Team	Laps	Best	Time	Gap	Interval	Km/h
1	69	Cryptotower Racing		Lukas Dunner				Dallara F320 Spiess	Cryptotower Racing	14	7	2:10.950			192.5
2	20	Cryptotower Racing		Yifei Ye				Dallara F320 Spiess	Cryptotower Racing	14	7	2:10.959	0.009	0.009	192.5
3	31	Carlin		Zane Maloney		R	1	Dallara F320 Spiess	Carlin	13	5	2:11.063	0.113	0.104	192.3
4	28	Team Motopark		Cameron Das				Dallara F320 Spiess	Team Motopark	14	6	2:11.066	0.116	0.003	192.3
5	6	Carlin		Ido Cohen				Dallara F320 Spiess	Carlin	14	3	2:11.116	0.166	0.050	192.3
6	4	Team Motopark		Niklas Krütten		R	2	Dallara F320 Spiess	Team Motopark	14	4	2:11.190	0.240	0.074	192.1
7	12	DRIVEX		Glenn Van Berlo		R	3	Dallara F320 HWA	DRIVEX	14	8	2:11.316	0.366	0.126	192.0
8	16	Van Amersfoort Racing		Andreas Estner				Dallara F320 HWA	Van Amersfoort Racing	14	4	2:11.464	0.514	0.148	191.7
9	33	Team Motopark		Manuel Maldonado				Dallara F320 Spiess	Team Motopark	14	9	2:11.610	0.660	0.146	191.5
10	26	Double R		Louis Foster				Dallara F320 HWA	Double R	14	8	2:11.888	0.938	0.278	191.1
11	8	Double R		Benjamin Pedersen				Dallara F320 HWA	Double R	14	8	2:11.940	0.990	0.052	191.1
12	15	Van Amersfoort Racing		Sebastian Estner		R	4	Dallara F320 HWA	Van Amersfoort Racing	14	7	2:12.014	1.064	0.074	190.9
13	99	Cryptotower Racing		Rui Andrade				Dallara F320 Spiess	Cryptotower Racing	14	7	2:12.687	1.737	0.673	190.0
14	25	Van Amersfoort Racing		Alexandre Bardinon				Dallara F320 HWA	Van Amersfoort Racing	14	3	2:13.161	2.211	0.474	189.3



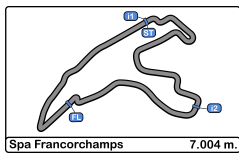


Spa Francorchamps
Euroformula Open
Race - 1
Distance and Speed Average



Clas	Nº	Entrant	Nat	Driver	Nat	Cat	Clas	Chassis - Engine	Team	Laps	Distance	Total Time	Km/h
1	20	Cryptotower Racing Team		Yifei Ye				Dallara F320 Spiess	Cryptotower Racing Team	14	98.05	30:43.866	191.4
2	69	Cryptotower Racing Team		Lukas Dunner				Dallara F320 Spiess	Cryptotower Racing Team	14	98.05	30:44.314	191.3
3	6	Carlin		Ido Cohen				Dallara F320 Spiess	Carlin	14	98.05	30:52.412	190.5
4	16	Van Amersfoort Racing		Andreas Estner				Dallara F320 HWA	Van Amersfoort Racing	14	98.05	30:55.272	190.2
5	28	Team Motopark		Cameron Das				Dallara F320 Spiess	Team Motopark	14	98.05	30:55.457	190.2
6	33	Team Motopark		Manuel Maldonado				Dallara F320 Spiess	Team Motopark	14	98.05	30:58.861	189.9
7	26	Double R		Louis Foster				Dallara F320 HWA	Double R	14	98.05	31:05.614	189.2
8	8	Double R		Benjamin Pedersen				Dallara F320 HWA	Double R	14	98.05	31:06.189	189.1
9	15	Van Amersfoort Racing		Sebastian Estner		R	1	Dallara F320 HWA	Van Amersfoort Racing	14	98.05	31:07.967	188.9
10	12	DRIVEX		Glenn Van Berlo		R	2	Dallara F320 HWA	DRIVEX	14	98.05	31:09.243	188.8
11	99	Cryptotower Racing Team		Rui Andrade				Dallara F320 Spiess	Cryptotower Racing Team	14	98.05	31:14.217	188.3
12	4	Team Motopark		Niklas Krütten		R	3	Dallara F320 Spiess	Team Motopark	14	98.05	31:27.020	187.0
13	25	Van Amersfoort Racing		Alexandre Bardinon				Dallara F320 HWA	Van Amersfoort Racing	14	98.05	31:35.105	186.2
14	31	Carlin		Zane Maloney		R	4	Dallara F320 Spiess	Carlin	13	91.05	28:37.443	190.8





Spa Francorchamps
Euroformula Open
Race - 1
Lap Analysis



4 Niklas Krütten Dallara F320 Spiess **12** Glenn Van Berlo Dallara F320 HWA
R Team Motopark R DRIVEX

Lap	D	Time	Sector 1	Sector 2	Sector 3	T. Spd	Elapsed	Lap	D	Time	Sector 1	Sector 2	Sector 3	T. Spd	Elapsed
1		2:15.784	42.217	58.087	35.480	242.6	2:15.784	1		2:28.231	52.011	1:00.234	35.986	235.8	2:28.231
2		2:11.395	39.087	56.923	35.385	247.1	4:27.179	2		2:12.471	39.473	57.401	35.597	244.3	4:40.702
3		2:11.708	39.523	56.757	35.428	244.8	6:38.887	3		2:11.837	39.289	56.944	35.604	246.5	6:52.539
4		2:11.190	39.096	56.600	35.494	245.4	8:50.077	4		2:11.568	39.138	56.863	35.567	247.7	9:04.107
5		2:11.439	39.198	56.671	35.570	244.8	11:01.516	5		2:12.405	38.835	57.736	35.834	255.3	11:16.512
6		2:11.441	39.170	56.868	35.403	244.8	13:12.957	6		2:11.441	39.118	57.147	35.176	248.8	13:27.953
7		2:11.429	39.198	56.719	35.512	246.5	15:24.386	7		2:12.654	38.817	58.182	35.655	254.1	15:40.607
8		2:11.888	39.204		2:47.400	245.4	17:36.274	8		2:11.316	38.499	57.241	35.576	256.5	17:51.923
9		2:12.337	39.272	57.394	35.671	243.2	19:48.611	9		2:12.059	39.190	57.226	35.643	249.4	20:03.982
10		2:12.027	39.140	57.279	35.608	246.0	22:00.638	10		2:11.882	39.045	57.199	35.638	248.8	22:15.864
11		2:12.021	39.181		2:47.629	246.0	24:12.659	11		2:12.359	38.960	57.637	35.762	249.4	24:28.223
12		2:11.820	39.192		4:59.449	244.8	26:24.479	12		2:12.555	39.052	57.824	35.679	251.1	26:40.778
13		2:11.975	39.271		7:11.424	243.2	28:36.454	13		2:13.861	39.279	59.043	35.539	246.0	28:54.639
14		2:50.566	39.278		10:01.990	241.6	31:27.020	14		2:13.604	38.795	58.897	35.912	254.7	31:08.243

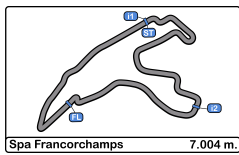
6 Ido Cohen Dallara F320 Spiess **15** Sebastian Estner Dallara F320 HWA
R Carlin R Van Amersfoort Racing

Lap	D	Time	Sector 1	Sector 2	Sector 3	T. Spd	Elapsed	Lap	D	Time	Sector 1	Sector 2	Sector 3	T. Spd	Elapsed
1		2:17.241	42.688	59.248	35.305	250.0	2:17.241	1		2:21.931	45.115	1:01.436	35.380	241.6	2:21.931
2		2:12.017	38.412		2:47.322	252.3	4:29.258	2		2:13.338	38.771	59.054	35.513	252.9	4:35.269
3		2:11.116	38.732		4:58.438	252.3	6:40.374	3		2:12.394	38.892	58.135	35.367	253.5	6:47.663
4		2:11.652	38.814		7:10.090	253.5	8:52.026	4		2:12.753	38.612	58.429	35.712	258.3	9:00.416
5		2:12.665	39.026		9:22.755	250.5	11:04.691	5		2:12.906	38.738		2:48.618	255.3	11:13.322
6		2:11.670	38.690		11:34.425	255.9	13:16.361	6		2:12.285	38.611	58.229	35.445	259.6	13:25.607
7		2:11.914	38.756		13:46.339	256.5	15:28.275	7		2:12.014	38.693		2:47.459	257.7	15:37.621
8		2:11.386	38.705		15:57.725	255.9	17:39.661	8		2:12.351	38.748		4:59.810	256.5	17:49.972
9		2:11.635	38.626	57.704	35.305	257.7	19:51.296	9		2:12.113	38.884		7:11.923	253.5	20:02.085
10		2:11.956	38.563		2:47.261	258.3	22:03.252	10		2:12.157	38.727		9:24.080	253.5	22:14.242
11		2:12.102	38.579		4:59.363	257.1	24:15.354	11		2:13.082	38.788		11:37.162	252.9	24:27.324
12		2:12.115	38.744		7:11.478	254.7	26:27.469	12		2:14.071	38.939		13:51.233	252.3	26:41.395
13		2:12.403	38.798		9:23.881	252.9	28:39.872	13		2:12.855	38.589		16:04.088	255.3	28:54.250
14		2:12.540	38.835		11:36.421	249.4	30:52.412	14		2:13.717	38.888	58.727	36.102	251.1	31:07.967

8 Benjamin Pedersen Dallara F320 HWA **16** Andreas Estner Dallara F320 HWA
R Double R R Van Amersfoort Racing

Lap	D	Time	Sector 1	Sector 2	Sector 3	T. Spd	Elapsed	Lap	D	Time	Sector 1	Sector 2	Sector 3	T. Spd	Elapsed
1		2:19.563	42.666	1:01.015	35.882	246.0	2:19.563	1		2:16.768	42.657	58.570	35.541	251.1	2:16.768
2		2:12.939	38.821	57.890	36.228	255.3	4:32.502	2		2:13.843	38.892		2:49.384	250.5	4:30.611
3		2:12.248	38.936	57.807	35.505	251.7	6:44.750	3		2:11.855	38.495	57.956	35.404	258.3	6:42.466
4		2:13.365	39.013	58.114	36.238	247.7	8:58.115	4		2:11.464	38.876	57.079	35.509	251.1	8:53.930
5		2:14.079	39.464	59.070	35.545	247.7	11:12.194	5		2:11.872	38.862	57.468	35.542	251.1	11:05.802
6		2:11.966	38.844	57.693	35.429	251.7	13:24.160	6		2:11.785	38.833		2:47.327	251.7	13:17.587
7		2:12.230	38.786	57.528	35.916	253.5	15:36.390	7		2:11.673	38.806		4:59.000	251.7	15:29.260
8		2:11.940	38.961	57.388	35.591	251.1	17:48.330	8		2:11.821	38.746	57.543	35.532	254.1	17:41.081
9		2:11.984	38.794	57.566	35.624	251.1	20:00.314	9		2:11.833	38.803	57.281	35.749	251.7	19:52.914
10		2:12.513	38.876	57.587	36.050	250.0	22:12.827	10		2:11.991	38.899	57.402	35.690	250.5	22:04.905
11		2:13.398	39.223	58.634	35.541	251.7	24:26.225	11		2:12.294	38.981		2:47.984	250.0	24:17.199
12		2:12.659	39.035	57.808	35.816	247.7	26:38.884	12		2:12.615	38.945		5:00.599	248.8	26:29.814
13		2:12.952	39.229	57.956	35.767	246.0	28:51.836	13		2:12.590	39.000		7:13.189	250.0	28:42.404
14		2:14.353	39.097	59.556	35.700	246.5	31:06.189	14		2:12.868	39.012		9:26.057	247.1	30:55.272





Spa Francorchamps
Euroformula Open
Race - 1
Lap Analysis



20

Yifei Ye

Dallara F320 Spiess 28

Cameron Das

Dallara F320 Spiess

Cryptotower Racing Team

Team Motopark

Lap D	Time	Sector 1	Sector 2	Sector 3	T. Spd	Elapsed	Lap D	Time	Sector 1	Sector 2	Sector 3	T. Spd	Elapsed
1	2:14.213	41.428	57.184	35.601	242.1	2:14.213	1	2:20.372	44.814	59.992	35.566	256.5	2:20.372
2	2:11.218	39.309	56.414	35.495	243.2	4:25.431	2	2:12.381	38.557	58.331	35.493	255.9	4:32.753
3	2:11.088	39.229	56.351	35.508	243.7	6:36.519	3	2:13.021	38.968	58.752	35.301	254.7	6:45.774
4	2:11.325	39.204	56.560	35.561	243.7	8:47.844	4	2:12.009	38.442		2:47.310	255.3	8:57.783
5	2:11.418	39.203	56.656	35.559	244.3	10:59.262	5	2:13.380	39.760	58.038	35.582	246.0	11:11.163
6	2:11.869	39.280	57.018	35.571	242.6	13:11.131	6	2:11.066	38.767		2:46.648	248.8	13:22.229
7	2:10.959	39.120	56.276	35.563	243.7	15:22.090	7	2:11.267	39.039		4:57.915	246.5	15:33.496
8	2:11.861	39.193	57.077	35.591	244.3	17:33.951	8	2:11.183	39.028	56.637	35.518	247.1	17:44.679
9	2:12.563	39.230	57.956	35.377	243.2	19:46.514	9	2:11.222	38.966	56.724	35.532	248.2	19:55.901
10	2:11.538	39.250	56.675	35.613	244.3	21:58.052	10	2:11.561	38.958	56.997	35.606	247.1	22:07.462
11	2:11.378	39.201	56.588	35.589	243.7	24:09.430	11	2:11.869	38.979	57.297	35.593	248.2	24:19.331
12	2:11.521	39.223	56.656	35.642	243.2	26:20.951	12	2:12.001	39.010	57.277	35.714	247.1	26:31.332
13	2:11.422	39.243	56.564	35.615	243.7	28:32.373	13	2:11.980	38.915	57.569	35.496	248.8	28:43.312
14	2:11.493	39.176	56.613	35.704	244.3	30:43.866	14	2:12.145	38.692	57.656	35.797	251.7	30:55.457

25

Alexandre Bardinon

Dallara F320 HWA 31

Zane Maloney

Dallara F320 Spiess

Van Amersfoort Racing R

Carlin

Lap D	Time	Sector 1	Sector 2	Sector 3	T. Spd	Elapsed	Lap D	Time	Sector 1	Sector 2	Sector 3	T. Spd	Elapsed
1	2:22.587	44.695	1:01.532	36.360	248.2	2:22.587	1	2:18.615	42.786	1:00.439	35.390	252.3	2:18.615
2	2:13.958	38.693	59.568	35.697	253.5	4:36.545	2	2:11.506	38.940	57.584	34.982	249.4	4:30.121
3	2:13.161	38.718	58.859	35.584	254.1	6:49.706	3	2:11.082	38.624	57.307	35.151	257.1	6:41.203
4	2:14.040	38.997	59.224	35.819	251.1	9:03.746	4	2:11.373	38.457	57.600	35.316	258.9	8:52.576
5	2:15.759	38.965		2:51.578	250.5	11:19.505	5	2:11.063	38.458		2:46.379	255.3	11:03.639
6	2:13.864	39.059	59.073	35.732	249.4	13:33.369	6	2:11.628	38.962	57.290	35.376	252.3	13:15.267
7	2:14.282	39.147	59.173	35.962	248.2	15:47.651	7	2:11.732	39.044	57.272	35.416	250.5	15:26.999
8	2:13.986	39.138		2:49.948	248.8	18:01.637	8	2:11.848	38.918	57.474	35.456	251.1	17:38.847
9	2:15.015	39.167	59.608	36.240	248.2	20:16.652	9	2:11.661	38.960	57.316	35.385	251.7	19:50.508
10	2:14.729	39.345	59.474	35.910	246.5	22:31.381	10	2:11.937	38.846	57.550	35.541	253.5	22:02.445
11	2:14.142	39.194	58.996	35.952	247.1	24:45.523	11	2:11.650	38.757	57.439	35.454	252.3	24:14.095
12	2:14.797	39.183	59.659	35.955	246.5	27:00.320	12	2:11.682	38.791	57.541	35.350	252.9	26:25.777
13	2:15.348	39.266	59.982	36.100	247.1	29:15.668	13	2:11.666	38.806	57.509	35.351	252.3	28:37.443
14	2:18.437	39.230	1:02.447	36.760	246.5	31:34.105	14		38.677	57.578		254.1	

26

Louis Foster

Dallara F320 HWA 33

Manuel Maldonado

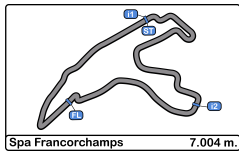
Dallara F320 Spiess

Double R

Team Motopark

Lap D	Time	Sector 1	Sector 2	Sector 3	T. Spd	Elapsed	Lap D	Time	Sector 1	Sector 2	Sector 3	T. Spd	Elapsed
1	2:21.191	44.940	1:00.345	35.906	252.9	2:21.191	1	2:19.554	42.868	1:01.114	35.572	250.0	2:19.554
2	2:13.068	38.640	59.018	35.410	255.9	4:34.259	2	2:12.852	38.959	58.235	35.658	255.3	4:32.406
3	2:12.065	38.643	58.009	35.413	247.7	6:46.324	3	2:12.703	39.124	58.312	35.267	247.1	6:45.109
4	2:12.777	38.861		2:48.190	252.9	8:59.101	4	2:13.213	38.654	59.183	35.376	248.8	8:58.322
5	2:13.660	38.721		5:01.850	246.5	11:12.761	5	2:12.499	39.179	57.514	35.806	249.4	11:10.821
6	2:12.236	38.866	57.914	35.456	254.7	13:24.997	6	2:12.542	39.194	57.883	35.465	247.7	13:23.363
7	2:11.982	38.939		2:47.438	251.1	15:36.979	7	2:11.715	38.858	57.267	35.590	250.0	15:35.078
8	2:11.888	38.626		4:59.326	256.5	17:48.867	8	2:11.960	39.017	57.355	35.588	250.0	17:47.038
9	2:12.068	38.726		7:11.394	254.7	20:00.935	9	2:11.610	38.972	57.107	35.531	248.8	19:58.648
10	2:12.140	38.905		9:23.534	252.3	22:13.075	10	2:11.893	39.088	57.152	35.653	247.1	22:10.541
11	2:12.527	38.903		11:36.061	248.2	24:25.602	11	2:11.897	39.140	57.125	35.632	247.7	24:22.438
12	2:13.828	39.782		13:49.889	250.5	26:39.430	12	2:12.307	39.160	57.377	35.770	247.1	26:34.745
13	2:12.848	38.793		16:02.737	253.5	28:52.278	13	2:11.874	39.078	57.254	35.542	247.7	28:46.619
14	2:13.336	38.802		18:16.073	254.7	31:05.614	14	2:12.242	39.066		2:47.784	246.5	30:58.861





Spa Francorchamps
Euroformula Open
Race - 1
Lap Analysis



69 Lukas Dunner Dallara F320 Spiess

Cryptotower Racing Team

Lap	D	Time	Sector 1	Sector 2	Sector 3	T. Spd	Elapsed
1		2:14.858	41.542	57.948	35.368	238.4	2:14.858
2		2:11.207	39.010	56.943	35.254	248.8	4:26.065
3		2:11.066	38.813	56.959	35.294	251.1	6:37.131
4		2:11.209	38.735		2:46.503	251.7	8:48.340
5		2:11.409	38.788	57.298	35.323	251.7	10:59.749
6		2:12.020	38.792	57.907	35.321	248.8	13:11.769
7		2:10.950	38.745	56.903	35.302	247.1	15:22.719
8		2:11.828	38.637	57.800	35.391	251.1	17:34.547
9		2:11.417	38.635	57.231	35.551	250.0	19:45.964
10		2:12.975	39.786		2:48.526	241.6	21:58.939
11		2:11.221	38.692		4:59.747	250.5	24:10.160
12		2:11.540	38.819		7:11.287	251.1	26:21.700
13		2:11.308	38.742	57.184	35.382	250.5	28:33.008
14		2:11.306	38.798	57.052	35.456	251.7	30:44.314

99 Rui Andrade Dallara F320 Spiess

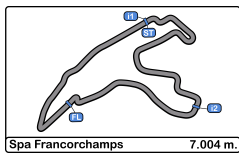
Cryptotower Racing Team

Lap	D	Time	Sector 1	Sector 2	Sector 3	T. Spd	Elapsed
1		2:20.945	43.091	1:01.578	36.276	251.7	2:20.945
2		2:12.951	38.843	58.583	35.525	247.7	4:33.896
3		2:13.041	39.106	58.584	35.351	246.5	6:46.937
4		2:13.249	38.871	58.447	35.931	253.5	9:00.186
5		2:13.925	39.061	59.254	35.610	249.4	11:14.111
6		2:13.209	38.869	58.519	35.821	251.1	13:27.320
7		2:12.687	39.040	57.930	35.717	248.8	15:40.007
8		2:13.231	39.077	58.587	35.567	247.7	17:53.238
9		2:13.137	39.058	57.962	36.117	250.0	20:06.375
10		2:13.420	39.276	58.220	35.924	247.1	22:19.795
11		2:13.633	39.151	58.567	35.915	247.7	24:33.428
12		2:13.443	39.183	58.376	35.884	246.0	26:46.871
13		2:13.414	39.167	58.374	35.873	246.5	29:00.285
14		2:13.932	39.231	58.544	36.157	245.4	31:14.217



CIRCUIT DE SPA
FRANCORCHAMPS



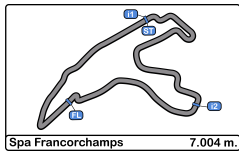


Spa Francorchamps
Euroformula Open
Race - 1
Analysis by Lap



Num	Lap Time	Gap	Num	Lap Time	Gap	Num	Lap Time	Gap	Num	Lap Time	Gap	Num	Lap Time	Gap
Lap 1			33	2:12.703	08.590	Lap 6			33	2:11.960	13.087	Lap 11		
20	2:14.213		28	2:13.021	09.255	20	2:11.869		8	2:11.940	14.379	20	2:11.378	
69	2:14.858	00.645	26	2:12.065	09.805	69	2:12.020	00.638	26	2:11.888	14.916	69	2:11.221	00.730
4	2:15.784	01.571	99	2:13.041	10.418	4	2:11.441	01.826	15	2:12.351	16.021	4	2:12.021	03.229
16	2:16.768	02.555	15	2:12.394	11.144	31	2:11.628	04.136	12	2:11.316	17.972	31	2:11.650	04.665
6	2:17.241	03.028	25	2:13.161	13.187	6	2:11.670	05.230	99	2:13.231	19.287	6	2:12.102	05.924
31	2:18.615	04.402	12	2:11.837	16.020	16	2:11.785	06.456	25	2:13.986	27.686	16	2:12.294	07.769
33	2:19.554	05.341	Num	Lap Time	Gap	28	2:11.066	11.098	Num	Lap Time	Gap	28	2:11.869	09.901
8	2:19.563	05.350	Lap 4			33	2:12.542	12.232	Lap 9			33	2:11.897	13.008
28	2:20.372	06.159	20	2:11.325		8	2:11.966	13.029	69	2:11.417		26	2:12.527	16.172
99	2:20.945	06.732	69	2:11.209	00.496	26	2:12.236	13.866	20	2:12.563	00.550	8	2:13.398	16.795
26	2:21.191	06.978	4	2:11.190	02.233	15	2:12.285	14.476	4	2:12.337	02.647	15	2:13.082	17.894
15	2:21.931	07.718	6	2:11.652	04.182	99	2:13.209	16.189	31	2:11.661	04.544	12	2:12.359	18.793
25	2:22.587	08.374	31	2:11.373	04.732	12	2:11.441	16.822	6	2:11.635	05.332	99	2:13.633	23.998
12	2:28.231	14.018	16	2:11.464	06.086	25	2:13.864	22.238	16	2:11.833	06.950	25	2:14.142	36.093
Num	Lap Time	Gap	28	2:12.009	09.939	Num	Lap Time	Gap	28	2:11.222	09.937	Num	Lap Time	Gap
Lap 2			8	2:13.365	10.271	Lap 7			33	2:11.610	12.684	Lap 12		
20	2:11.218		33	2:13.213	10.478	20	2:10.959		8	2:11.984	14.350	20	2:11.521	
69	2:11.207	00.634	26	2:12.777	11.257	69	2:10.950	00.629	26	2:12.068	14.971	69	2:11.540	00.749
4	2:11.395	01.748	99	2:13.249	12.342	4	2:11.429	02.296	15	2:12.113	16.121	4	2:11.820	03.528
6	2:12.017	03.827	15	2:12.753	12.572	31	2:11.732	04.909	12	2:12.059	18.018	31	2:11.682	04.826
31	2:11.506	04.690	25	2:14.040	15.902	6	2:11.914	06.185	99	2:13.137	20.411	6	2:12.115	06.518
16	2:13.843	05.180	12	2:11.568	16.263	16	2:11.673	07.170	25	2:15.015	30.688	16	2:12.615	08.863
33	2:12.852	06.975	Num	Lap Time	Gap	28	2:11.267	11.406	Num	Lap Time	Gap	28	2:12.001	10.381
8	2:12.939	07.071	Lap 5			33	2:11.715	12.988	Lap 10			33	2:12.307	13.794
28	2:12.381	07.322	20	2:11.418		8	2:12.230	14.300	20	2:11.538		8	2:12.659	17.933
99	2:12.951	08.465	69	2:11.409	00.487	26	2:11.982	14.889	69	2:12.975	00.887	26	2:13.828	18.479
26	2:13.068	08.828	4	2:11.439	02.254	15	2:12.014	15.531	4	2:12.027	02.586	12	2:12.555	19.827
15	2:13.338	09.838	31	2:11.063	04.377	99	2:12.687	17.917	31	2:11.937	04.393	15	2:14.071	20.444
25	2:13.958	11.114	6	2:12.665	05.429	12	2:12.654	18.517	6	2:11.956	05.200	99	2:13.443	25.920
12	2:12.471	15.271	16	2:11.872	06.540	25	2:14.282	25.561	16	2:11.991	06.853	25	2:14.797	39.369
Num	Lap Time	Gap	33	2:12.499	11.559	Num	Lap Time	Gap	28	2:11.561	09.410	Num	Lap Time	Gap
Lap 3			28	2:13.380	11.901	Lap 8			33	2:11.893	12.489	Lap 13		
20	2:11.088		8	2:14.079	12.932	20	2:11.861		8	2:12.513	14.775	20	2:11.422	
69	2:11.066	00.612	26	2:13.660	13.499	69	2:11.828	00.596	26	2:12.140	15.023	69	2:11.308	00.635
4	2:11.708	02.368	15	2:12.906	14.060	4	2:11.888	02.323	15	2:12.157	16.190	4	2:11.975	04.081
6	2:11.116	03.855	99	2:13.925	14.849	31	2:11.848	04.896	12	2:11.882	17.812	31	2:11.666	05.070
31	2:11.082	04.684	12	2:12.405	17.250	6	2:11.386	05.710	99	2:13.420	21.743	6	2:12.403	07.499
16	2:11.855	05.947	25	2:15.759	20.243	16	2:11.821	07.130	25	2:14.729	33.329	16	2:12.590	10.031
8	2:12.248	08.231				28	2:11.183	10.728				28	2:11.980	10.939





Spa Francorchamps
Euroformula Open
Race - 1
Analysis by Lap



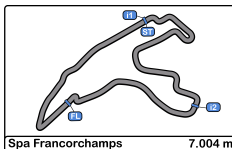
Num	Lap Time	Gap
33	2:11.874	14.246
8	2:12.952	19.463
26	2:12.848	19.905
15	2:12.855	21.877
12	2:13.861	22.266
99	2:13.414	27.912
25	2:15.348	43.295

Num	Lap Time	Gap
-----	----------	-----

Lap 14

20	2:11.493	
69	2:11.306	00.448
6	2:12.540	08.546
16	2:12.868	11.406
28	2:12.145	11.591
33	2:12.242	14.995
26	2:13.336	21.748
8	2:14.353	22.323
15	2:13.717	24.101
12	2:13.604	24.377
99	2:13.932	30.351
4	2:50.566	43.154
25	2:18.437	50.239



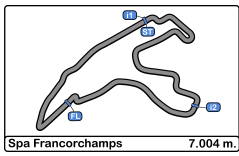


Spa Francorchamps
Euroformula Open
Race - 1
Best Sectors Results



Sector - 1				Sector - 2				Sector - 3				Ideal Lap vs Best Lap				
Clas	Nº	Driver	Time	Nº	Driver	Time	Nº	Driver	Time	Clas	Nº	Driver	Ideal Lap	Best Lap	Clas	
1	6	Ido Cohen	38.412	20	Yifei Ye	56.276	31	Zane Maloney	34.982	1	28	Cameron Das	2:10.380	2:11.066	4	
2	28	Cameron Das	38.442	4	Niklas Krütten	56.600	12	Glenn Van Berlo	35.176	2	12	Glenn Van Berlo	2:10.538	2:11.316	7	
3	31	Zane Maloney	38.457	28	Cameron Das	56.637	69	Lukas Dunner	35.254	3	31	Zane Maloney	2:10.711	2:11.063	3	
4	16	Andreas Estner	38.495	12	Glenn Van Berlo	56.863	33	Manuel Maldonado	35.267	4	20	Yifei Ye	2:10.773	2:10.959	2	
5	12	Glenn Van Berlo	38.499	69	Lukas Dunner	56.903	28	Cameron Das	35.301	5	69	Lukas Dunner	2:10.792	2:10.950	1	
6	15	Sebastian Estner	38.589	16	Andreas Estner	57.079	6	Ido Cohen	35.305	6	16	Andreas Estner	2:10.978	2:11.464	8	
7	26	Louis Foster	38.626	33	Manuel Maldonado	57.107	99	Rui Andrade	35.351	7	33	Manuel Maldonado	2:11.028	2:11.610	9	
8	69	Lukas Dunner	38.635	31	Zane Maloney	57.272	15	Sebastian Estner	35.367	8	4	Niklas Krütten	2:11.072	2:11.190	6	
9	33	Manuel Maldonado	38.654	8	Benjamin Pedersen	57.388	20	Yifei Ye	35.377	9	6	Ido Cohen	2:11.421	2:11.116	5	
10	25	Alexandre Bardinon	38.693	6	Ido Cohen	57.704	4	Niklas Krütten	35.385	10	8	Benjamin Pedersen	2:11.603	2:11.940	11	
11	8	Benjamin Pedersen	38.786	26	Louis Foster	57.914	16	Andreas Estner	35.404	11	26	Louis Foster	2:11.950	2:11.888	10	
12	99	Rui Andrade	38.843	99	Rui Andrade	57.930	26	Louis Foster	35.410	12	15	Sebastian Estner	2:12.091	2:12.014	12	
13	4	Niklas Krütten	39.087	15	Sebastian Estner	58.135	8	Benjamin Pedersen	35.429	13	99	Rui Andrade	2:12.124	2:12.687	13	
14	20	Yifei Ye	39.120	25	Alexandre Bardinon	58.859	25	Alexandre Bardinon	35.584	14	25	Alexandre Bardinon	2:13.136	2:13.161	14	



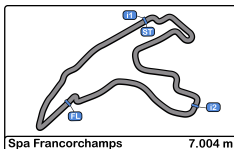


Spa Francorchamps
Euroformula Open
Race - 1
Leader Sequence



Nº	Entrant	Nat	Driver	Nat	Cat	Chassis	Team	Start Lap	End Lap	Laps	Total Laps
20	Cryptotower Racing		<small>CHN</small> Yifei Ye		CHN	Dallara F320 Spiess	Cryptotower Racing	1	8	8	8
69	Cryptotower Racing		<small>AUT</small> Lukas Dunner		AUT	Dallara F320 Spiess	Cryptotower Racing	9	9	1	1
20	Cryptotower Racing		<small>CHN</small> Yifei Ye		CHN	Dallara F320 Spiess	Cryptotower Racing	10	14	5	13



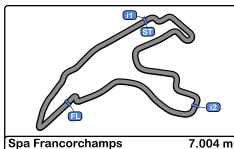


Spa Francorchamps
Euroformula Open
Race - 1
Best 5 Lap Times



Cls	Nº	Entrant	Nat	Driver	Nat	Cat	Cls	Chassis - Engine	Team	Best 1		Best 2		Best 3		Best 4		Best 5	
										Time	Lap	Time	Lap	Time	Lap	Time	Lap	Time	Lap
1	69	Cryptotower Racing		Lukas Dunner				Dallara F320 Spiess	Cryptotower Racing	2:10.950	7	2:11.066	3	2:11.207	2	2:11.209	4	2:11.221	11
2	20	Cryptotower Racing		Yifei Ye				Dallara F320 Spiess	Cryptotower Racing	2:10.959	7	2:11.088	3	2:11.218	2	2:11.325	4	2:11.378	11
3	31	Carlin		Zane Maloney		R	1	Dallara F320 Spiess	Carlin	2:11.063	5	2:11.082	3	2:11.373	4	2:11.506	2	2:11.628	6
4	28	Team Motopark		Cameron Das				Dallara F320 Spiess	Team Motopark	2:11.066	6	2:11.183	8	2:11.222	9	2:11.267	7	2:11.561	10
5	6	Carlin		Ido Cohen				Dallara F320 Spiess	Carlin	2:11.116	3	2:11.386	8	2:11.635	9	2:11.652	4	2:11.670	6
6	4	Team Motopark		Niklas Krütten		R	2	Dallara F320 Spiess	Team Motopark	2:11.190	4	2:11.395	2	2:11.429	7	2:11.439	5	2:11.441	6
7	12	DRIVEX		Glenn Van Berlo		R	3	Dallara F320 HWA	DRIVEX	2:11.316	8	2:11.441	6	2:11.568	4	2:11.837	3	2:11.882	10
8	16	Van Amersfoort Racing		Andreas Estner				Dallara F320 HWA	Van Amersfoort Racing	2:11.464	4	2:11.673	7	2:11.785	6	2:11.821	8	2:11.833	9
9	33	Team Motopark		Manuel Maldonado				Dallara F320 Spiess	Team Motopark	2:11.610	9	2:11.715	7	2:11.874	13	2:11.893	10	2:11.897	11
10	26	Double R		Louis Foster				Dallara F320 HWA	Double R	2:11.888	8	2:11.982	7	2:12.065	3	2:12.068	9	2:12.140	10
11	8	Double R		Benjamin Pedersen				Dallara F320 HWA	Double R	2:11.940	8	2:11.966	6	2:11.984	9	2:12.230	7	2:12.248	3
12	15	Van Amersfoort Racing		Sebastian Estner		R	4	Dallara F320 HWA	Van Amersfoort Racing	2:12.014	7	2:12.113	9	2:12.157	10	2:12.285	6	2:12.351	8
13	99	Cryptotower Racing		Rui Andrade				Dallara F320 Spiess	Cryptotower Racing	2:12.687	7	2:12.951	2	2:13.041	3	2:13.137	9	2:13.209	6
14	25	Van Amersfoort Racing		Alexandre Bardinon				Dallara F320 HWA	Van Amersfoort Racing	2:13.161	3	2:13.864	6	2:13.958	2	2:13.986	8	2:14.040	4



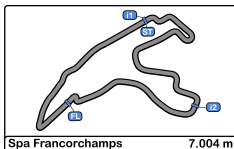


Spa Francorchamps
Euroformula Open
Race - 1
Best 5 Top Speeds



Cls	Nº	Entrant	Nat	Driver	Nat	Cat	Cls	Chassis - Engine	Team	Top 1		Top 2		Top 3		Top 4		Top 5		Avg
										Km/h	Lap	Km/h	Lap	Km/h	Lap	Km/h	Lap	Km/h	Lap	
1	15	Van Amersfoort Racing	NLD	Sebastian Estner	DEU	R	1	Dallara F320 HWA	Van Amersfoort Racing	259.6	6	258.3	4	257.7	7	256.5	8	255.3	5	257.5
2	31	Carlin	GBR	Zane Maloney	BRB	R	2	Dallara F320 Spiess	Carlin	258.9	4	257.1	3	255.3	5	254.1	14	253.5	10	255.8
3	6	Carlin	GBR	Ido Cohen	ISR			Dallara F320 Spiess	Carlin	258.3	10	257.7	9	257.1	11	256.5	7	255.9	6	257.1
4	16	Van Amersfoort Racing	NLD	Andreas Estner	DEU			Dallara F320 HWA	Van Amersfoort Racing	258.3	3	254.1	8	251.7	6	251.7	7	251.7	9	253.5
5	12	DRIVEX	ESP	Glenn Van Berlo	NLD	R	3	Dallara F320 HWA	DRIVEX	256.5	8	255.3	5	254.7	14	254.1	7	251.1	12	254.3
6	26	Double R	GBR	Louis Foster	GBR			Dallara F320 HWA	Double R	256.5	8	255.9	2	254.7	6	254.7	9	254.7	14	255.3
7	28	Team Motopark	DEU	Cameron Das	USA			Dallara F320 Spiess	Team Motopark	256.5	1	255.9	2	255.3	4	254.7	3	251.7	14	254.8
8	8	Double R	GBR	Benjamin Pedersen	GBR			Dallara F320 HWA	Double R	255.3	2	253.5	7	251.7	3	251.7	6	251.7	11	252.8
9	33	Team Motopark	DEU	Manuel Maldonado	VEN			Dallara F320 Spiess	Team Motopark	255.3	2	250.0	1	250.0	7	250.0	8	249.4	5	250.9
10	25	Van Amersfoort Racing	NLD	Alexandre Bardinon	FRA			Dallara F320 HWA	Van Amersfoort Racing	254.1	3	253.5	2	251.1	4	250.5	5	249.4	6	251.7
11	99	Cryptotower Racing	JPN	Rui Andrade	AGO			Dallara F320 Spiess	Cryptotower Racing	253.5	4	251.7	1	251.1	6	250.0	9	249.4	5	251.1
12	69	Cryptotower Racing	JPN	Lukas Dunner	AUT			Dallara F320 Spiess	Cryptotower Racing	251.7	4	251.7	5	251.7	14	251.1	3	251.1	8	251.5
13	4	Team Motopark	DEU	Niklas Krütten	DEU	R	4	Dallara F320 Spiess	Team Motopark	247.1	2	246.5	7	246.0	10	246.0	11	245.4	4	246.2
14	20	Cryptotower Racing	JPN	Yifei Ye	CHN			Dallara F320 Spiess	Cryptotower Racing	244.3	5	244.3	8	244.3	10	244.3	14	243.7	3	244.2



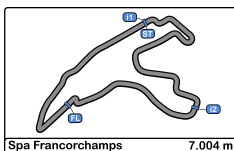


Spa Francorchamps
Euroformula Open
Race - 1
Fastest Laps Sequence



Lap	Time of Day	Session Time	Nº	Entrant	Nat	Driver	Nat	Cat	Chassis - Engine	Team	Time	Km/h
2	16:08:20.157	4:25.157	20	Cryptotower Racing Team		JPN Yifei Ye		CHN	Dallara F320 Spiess	Cryptotower Racing Team	2:11.218	192.1
2	16:08:20.791	4:25.791	69	Cryptotower Racing Team		JPN Lukas Dunner		AUT	Dallara F320 Spiess	Cryptotower Racing Team	2:11.207	192.1
3	16:10:31.245	6:36.245	20	Cryptotower Racing Team		JPN Yifei Ye		CHN	Dallara F320 Spiess	Cryptotower Racing Team	2:11.088	192.3
3	16:10:31.857	6:36.857	69	Cryptotower Racing Team		JPN Lukas Dunner		AUT	Dallara F320 Spiess	Cryptotower Racing Team	2:11.066	192.3
5	16:14:58.365	11:03.365	31	Carlin		GBR Zane Maloney		BRB R	Dallara F320 Spiess	Carlin	2:11.063	192.3
7	16:19:16.816	15:21.816	20	Cryptotower Racing Team		JPN Yifei Ye		CHN	Dallara F320 Spiess	Cryptotower Racing Team	2:10.959	192.5
7	16:19:17.446	15:22.446	69	Cryptotower Racing Team		JPN Lukas Dunner		AUT	Dallara F320 Spiess	Cryptotower Racing Team	2:10.950	192.5



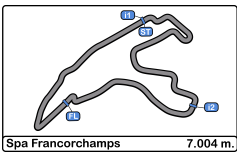


Spa Francorchamps
Euroformula Open
Race - 1
Event Best Maximum Speed



Nº	Entrant	Nat	Driver	Nat	Cat	Clas	Chassis - Engine	Team	Km/h	Session
15	Van Amersfoort Racing		NLD Sebastian Estner		DEU R	1	Dallara F320 HWA	Van Amersfoort Racing	259.6	Race - 1
31	Carlin		GBR Zane Maloney		BRB R	2	Dallara F320 Spiess	Carlin	258.9	Race - 1
16	Van Amersfoort Racing		NLD Andreas Estner		DEU		Dallara F320 HWA	Van Amersfoort Racing	258.3	Race - 1
6	Carlin		GBR Ido Cohen		ISR		Dallara F320 Spiess	Carlin	258.3	Race - 1
28	Team Motopark		DEU Cameron Das		USA		Dallara F320 Spiess	Team Motopark	256.5	Race - 1
26	Double R		GBR Louis Foster		GBR		Dallara F320 HWA	Double R	256.5	Race - 1
12	DRIVEX		ESP Glenn Van Berlo		NLD R	3	Dallara F320 HWA	DRIVEX	256.5	Race - 1
8	Double R		GBR Benjamin Pedersen		GBR		Dallara F320 HWA	Double R	255.3	Race - 1
33	Team Motopark		DEU Manuel Maldonado		VEN		Dallara F320 Spiess	Team Motopark	255.3	Race - 1
25	Van Amersfoort Racing		NLD Alexandre Bardinon		FRA		Dallara F320 HWA	Van Amersfoort Racing	254.1	Race - 1
99	Cryptotower Racing Team		JPN Rui Andrade		AGO		Dallara F320 Spiess	Cryptotower Racing Team	253.5	Race - 1
34	DRIVEX		ESP Matthias Lüthen		DEU R	4	Dallara F320 HWA	DRIVEX	252.3	Qualifying - 1
69	Cryptotower Racing Team		JPN Lukas Dunner		AUT		Dallara F320 Spiess	Cryptotower Racing Team	251.7	Race - 1
4	Team Motopark		DEU Niklas Krütten		DEU R	5	Dallara F320 Spiess	Team Motopark	250.0	Qualifying - 2
20	Cryptotower Racing Team		JPN Yifei Ye		CHN		Dallara F320 Spiess	Cryptotower Racing Team	247.7	Free Practice - 2



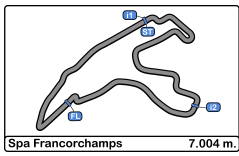


Spa Francorchamps
Euroformula Open
Race - 1
Lap Chart



LAP																
Nr	Po	Grid	1	2	3	4	5	6	7	8	9	10	11	12	13	14
69	1	69	20	20	20	20	20	20	20	20	69	20	20	20	20	20
20	2	20	69	69	69	69	69	69	69	69	20	69	69	69	69	69
4	3	4	4	4	4	4	4	4	4	4	4	4	4	4	4	6
8	4	8	16	6	6	6	31	31	31	31	31	31	31	31	31	16
16	5	16	6	31	31	31	6	6	6	6	6	6	6	6	6	28
12	6	12	31	16	16	16	16	16	16	16	16	16	16	16	16	33
6	7	6	33	33	8	28	33	28	28	28	28	28	28	28	28	26
33	8	33	8	8	33	8	28	33	33	33	33	33	33	33	33	8
31	9	31	28	28	28	33	8	8	8	8	8	8	26	8	8	15
99	10	99	99	99	26	26	26	26	26	26	26	26	8	26	26	12
26	11	26	26	26	99	99	15	15	15	15	15	15	15	12	15	99
25	12	25	15	15	15	15	99	99	99	12	12	12	12	15	12	4
15	13	15	25	25	25	25	12	12	12	99	99	99	99	99	99	25
28	14	28	12	12	12	12	25	25	25	25	25	25	25	25	25	25

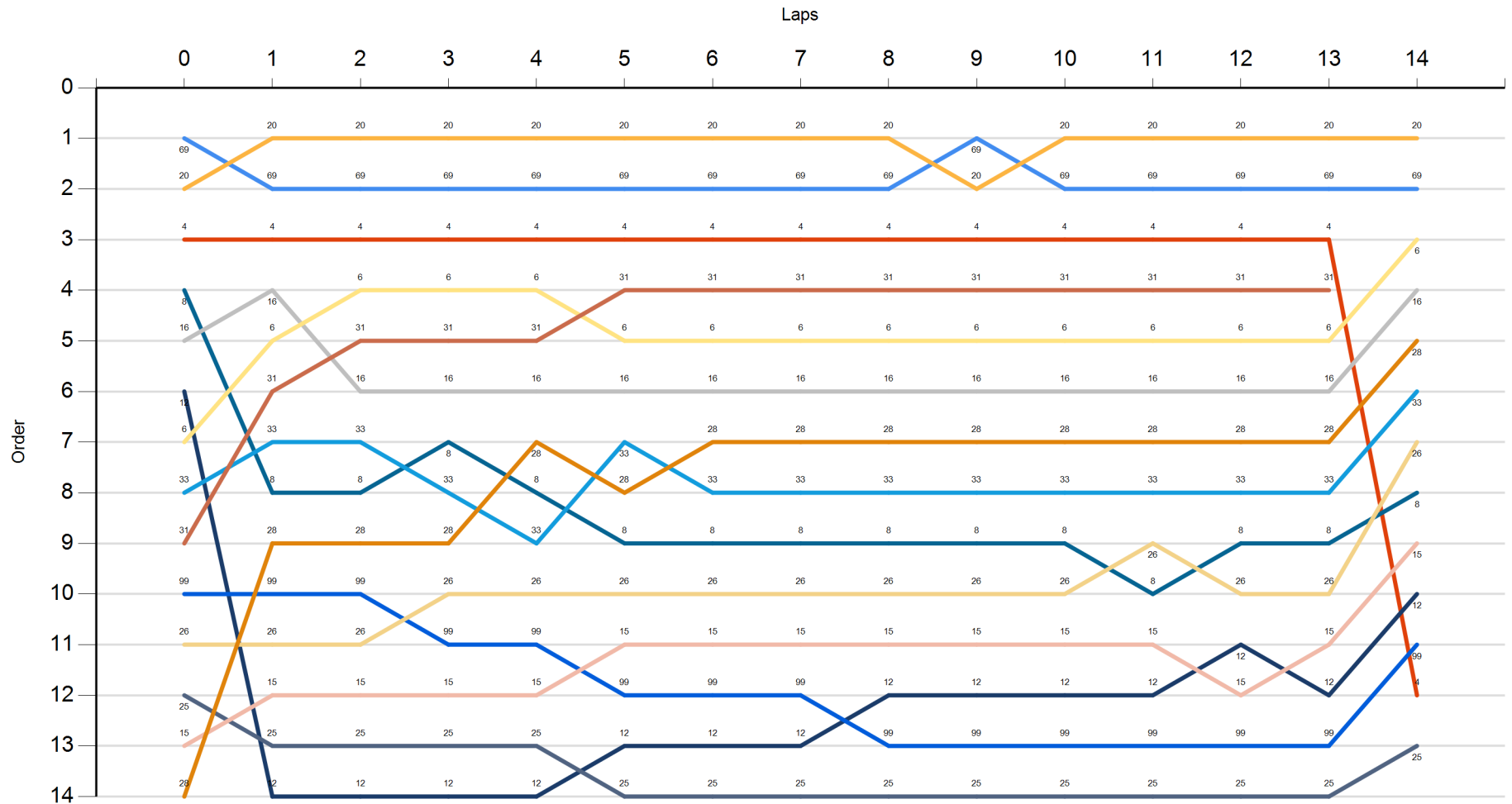


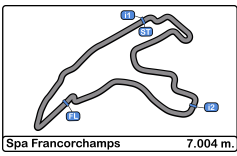


Spa Francorchamps
Euroformula Open
Race - 1
Graphic Lap Chart



- 69
- 20
- 4
- 8
- 16
- 12
- 6
- 33
- 31
- 99
- 26
- 25
- 15
- 28



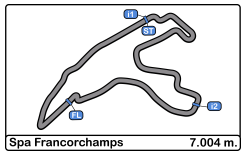


Spa Francorchamps
 Euroformula Open
 Race - 1
 Pit Stop Analysis



<u>Nr.</u>	<u>In Day Time</u>	<u>Entrant</u>	<u>Nat</u>	<u>Driver</u>	<u>Nat</u>	<u>Cat</u>	<u>Chassis - Engine</u>	<u>Team</u>	<u>In Time</u>	<u>Stop N°</u>	<u>Pit Time</u>	<u>Handicap</u>	<u>Penalty</u>
------------	--------------------	----------------	------------	---------------	------------	------------	-------------------------	-------------	----------------	----------------	-----------------	-----------------	----------------

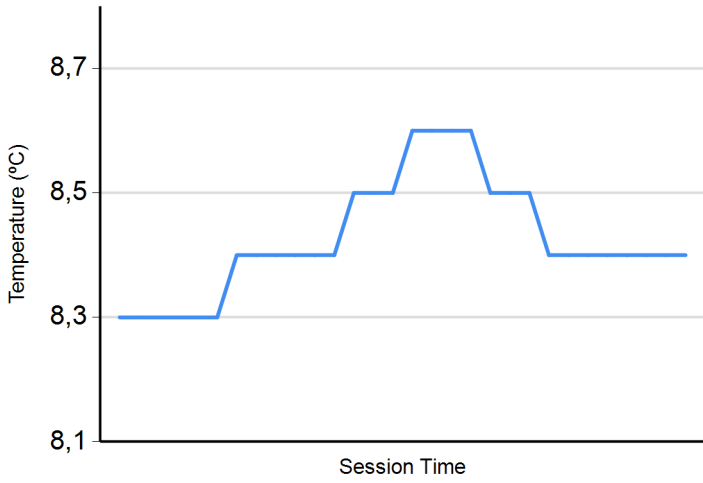




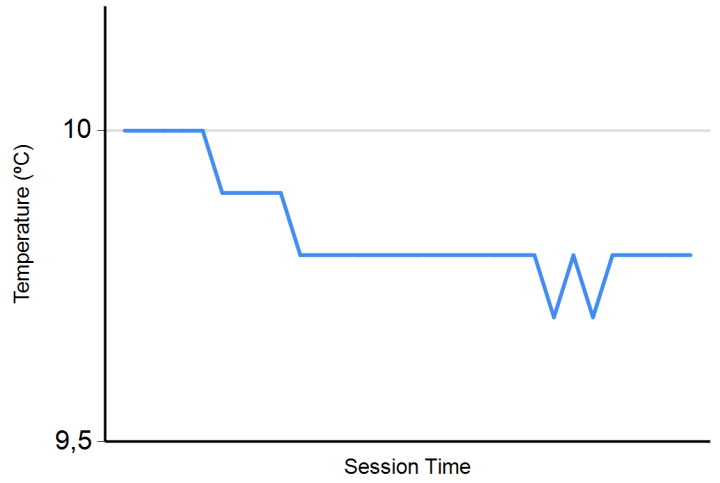
Spa Francorchamps
Euroformula Open
Race - 1
Weather Report



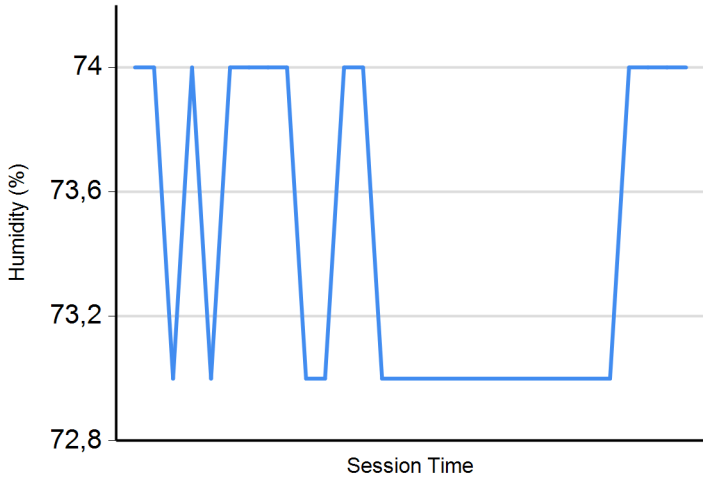
Air Temperature



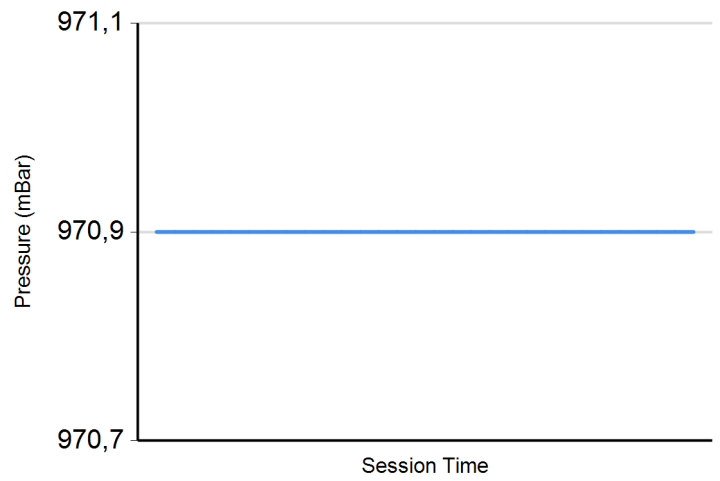
Track Temperature



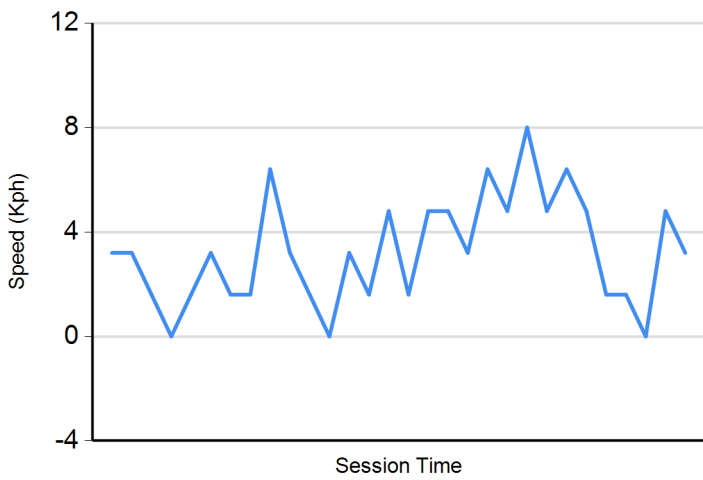
Humidity



Pressure



Wind Speed



Wind direction

North = 0°/360° Est = 90° South = 180° West = 270°

