

**Spa Francorchamps**  
**Euroformula Open**  
**Qualifying - 3**  
**Provisional Results**



Clas	Nº	Entrant	Nat	Driver	Nat	Cat	Clas	Chassis - Engine	Team	Laps	Best	Time	Gap	Interval	Km/h
1	20	Cryptotower Racing Team	JPN	Yifei Ye	CHN			Dallara F320 Spiess	Cryptotower Racing Team	10	10	2:08.447			196.3
2	69	Cryptotower Racing Team	JPN	Lukas Dunner	AUT			Dallara F320 Spiess	Cryptotower Racing Team	10	9	2:08.969	0.522	0.522	195.5
3	28	Team Motopark	DEU	Cameron Das	USA			Dallara F320 Spiess	Team Motopark	8	7	2:09.227	0.780	0.258	195.1
4	26	Double R	GBR	Louis Foster	GBR			Dallara F320 HWA	Double R	11	10	2:09.317	0.870	0.090	194.9
5	8	Double R	GBR	Benjamin Pedersen	DNK			Dallara F320 HWA	Double R	11	9	2:09.463	1.016	0.146	194.7
6	33	Team Motopark	DEU	Manuel Maldonado	VEN			Dallara F320 Spiess	Team Motopark	10	9	2:09.525	1.078	0.062	194.6
7	16	Van Amersfoort Racing	NLD	Andreas Estner	DEU			Dallara F320 HWA	Van Amersfoort Racing	11	9	2:09.533	1.086	0.008	194.6
8	4	Team Motopark	DEU	Niklas Krütten	DEU	R	1	Dallara F320 Spiess	Team Motopark	10	9	2:09.618	1.171	0.085	194.5
9	12	DRIVEX	ESP	Glenn Van Berlo	NLD	R	2	Dallara F320 HWA	DRIVEX	10	8	2:09.716	1.269	0.098	194.3
10	31	Carlin	GBR	Zane Maloney	BRB	R	3	Dallara F320 Spiess	Carlin	11	10	2:10.027	1.580	0.311	193.9
11	99	Cryptotower Racing Team	JPN	Rui Andrade	AGO			Dallara F320 Spiess	Cryptotower Racing Team	9	8	2:10.191	1.744	0.164	193.6
12	15	Van Amersfoort Racing	NLD	Sebastian Estner	DEU	R	4	Dallara F320 HWA	Van Amersfoort Racing	10	9	2:10.236	1.789	0.045	193.6
13	6	Carlin	GBR	Ido Cohen	ISR			Dallara F320 Spiess	Carlin	6	5	2:10.381	1.934	0.145	193.3
14	25	Van Amersfoort Racing	NLD	Alexandre Bardion	FRA			Dallara F320 HWA	Van Amersfoort Racing	11	8	2:11.376	2.929	0.995	191.9

CAR 25 TIME 2:19.880 DELETED TRACK LIMITS AT T 19  
 CAR 4 TIME 2:14.073 DELETED TRACK LIMITS AT T 4  
 CAR 15 TIME 2:12.549 DELETED TRACK LIMITS AT T 19  
 CAR 4 TIME 2:13.256 DELETED TRACK LIMITS AT T 19  
 CAR 99 TIME 2:11.658 DELETED TRACK LIMITS AT T 4  
 CAR 31 TIME 2:10.111 DELETED TRACK LIMITS AT T 9

Published at:.....

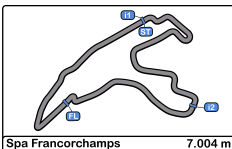
Track Temp: 4.2 °C    Air Temp: 2.6 °C    Humidity: 92 %    Track Status: DRY

<b>Stewards:</b>	<b>Race Director:</b>	<b>Timekeeper:</b>
------------------	-----------------------	--------------------



CIRCUIT DE SPA  
FRANCORCHAMPS






Spa Francorchamps  
Euroformula Open  
Qualifying - 3  
Provisional Results by Class



Clas	Nº	Entrant	Nat	Driver	Nat	Cat	Clas	Chassis - Engine	Team	Laps	Best	Time	Gap	Interval	Km/h
1	20	Cryptotower Racing	JPN	Yifei Ye	CHN			Dallara F320 Spiess	Cryptotower Racing	10	10	2:08.447			196.3
2	69	Cryptotower Racing	JPN	Lukas Dunner	AUT			Dallara F320 Spiess	Cryptotower Racing	10	9	2:08.969	0.522	0.522	195.5
3	28	Team Motopark	DEU	Cameron Das	USA			Dallara F320 Spiess	Team Motopark	8	7	2:09.227	0.780	0.258	195.1
4	26	Double R	GBR	Louis Foster	GBR			Dallara F320 HWA	Double R	11	10	2:09.317	0.870	0.090	194.9
5	8	Double R	GBR	Benjamin Pedersen	DNK			Dallara F320 HWA	Double R	11	9	2:09.463	1.016	0.146	194.7
6	33	Team Motopark	DEU	Manuel Maldonado	VEN			Dallara F320 Spiess	Team Motopark	10	9	2:09.525	1.078	0.062	194.6
7	16	Van Amersfoort	NLD	Andreas Estner	DEU			Dallara F320 HWA	Van Amersfoort	11	9	2:09.533	1.086	0.008	194.6
8	99	Cryptotower Racing	JPN	Rui Andrade	AGO			Dallara F320 Spiess	Cryptotower Racing	9	8	2:10.191	1.744	0.658	193.6
9	6	Carlin	GBR	Ido Cohen	ISR			Dallara F320 Spiess	Carlin	6	5	2:10.381	1.934	0.190	193.3
10	25	Van Amersfoort	NLD	Alexandre Bardinon	FRA			Dallara F320 HWA	Van Amersfoort	11	8	2:11.376	2.929	0.995	191.9
<b>Rookie</b>															
1	4	Team Motopark	DEU	Niklas Krütten	DEU	R	1	Dallara F320 Spiess	Team Motopark	10	9	2:09.618			194.5
2	12	DRIVEX	ESP	Glenn Van Berlo	NLD	R	2	Dallara F320 HWA	DRIVEX	10	8	2:09.716	0.098	0.098	194.3
3	31	Carlin	GBR	Zane Maloney	BRB	R	3	Dallara F320 Spiess	Carlin	11	10	2:10.027	0.409	0.311	193.9
4	15	Van Amersfoort	NLD	Sebastian Estner	DEU	R	4	Dallara F320 HWA	Van Amersfoort	10	9	2:10.236	0.618	0.209	193.6

Published at:.....

Track Temp: 4.2 °C    Air Temp: 2.6 °C    Humidity: 92 %    Track Status: DRY

Stewards:	Race Director:	Timekeeper: 
-----------	----------------	---





Spa Francorchamps  
Euroformula Open  
Qualifying - 3  
Lap Analysis



4 Niklas Krütten Dallara F320 Spiess Team Motopark							15 Sebastian Estner Dallara F320 HWA Van Amersfoort Racing							
Lap	D	Time	Sector 1	Sector 2	Sector 3	T. Spd	Lap	D	Time	Sector 1	Sector 2	Sector 3	T. Spd	Elapsed
1		9:02:43.926	9:00:58.124	1:06.923	38.879	220.8	1		9:03:47.297	9:02:04.820	1:05.261	37.216	190.4	9:03:47.297
2		2:20.343	40.480	59.730	40.133	234.7	2		2:15.011	40.337	58.374	36.300	240.5	9:06:02.308
3		<del>2:14.073</del>	39.532	58.010	36.531	243.7	3		<del>2:12.549</del>	39.454	57.394	35.701	245.4	9:08:14.857
4		<del>2:13.256</del>	39.226	58.558	35.472	244.8	4		2:19.867 P	39.505	57.146	43.216	242.6	9:10:34.724
5		2:19.729 P	38.993	57.390	43.346	249.4	5		6:30.580	4:45.242	1:06.652	38.686	216.4	9:17:05.304
6		4:37.996	2:54.747	1:05.051	38.198	225.0	6		2:26.811	41.652	1:00.086	45.073	228.3	9:19:32.115
7		2:20.620	40.769	1:00.592	39.259	234.2	7		2:16.228	39.074	59.583	37.571	247.1	9:21:48.343
8		2:11.019	39.378	56.119	35.522	243.2	8		2:10.614	39.028	55.876	35.710	245.4	9:23:58.957
9		2:09.618	39.102	55.375	35.141	243.7	9		2:10.236	39.007		2:45.946	247.1	9:26:09.193
10		2:09.675	39.010		2:44.816	244.8	10		2:43.241 P	44.731	1:06.783	51.727	198.1	9:28:52.434
11			43.764	1:03.410		187.1								
6 Ido Cohen Dallara F320 Spiess Carlin							16 Andreas Estner Dallara F320 HWA Van Amersfoort Racing							
Lap	D	Time	Sector 1	Sector 2	Sector 3	T. Spd	Lap	D	Time	Sector 1	Sector 2	Sector 3	T. Spd	Elapsed
1		9:03:03.647 P	9:01:07.307	1:09.070	47.270	211.7	1		9:02:46.839	9:01:04.818	1:05.087	36.934	230.2	9:02:46.839
2		16:25.059	14:37.041	1:08.079	39.939	203.7	2		2:19.529	39.391		2:56.463	247.1	9:05:06.368
3		2:14.977	40.181		2:54.916	248.2	3		2:12.497	39.239		5:08.960	246.0	9:07:18.865
4		2:10.668	39.065		5:05.584	248.8	4		2:12.011	38.687		7:20.971	246.5	9:09:30.876
5		2:10.381	38.697		7:15.965	251.1	5		2:18.931 P	39.179		9:39.902	245.4	9:11:49.807
6		2:37.683 P	43.590	1:05.601	48.492	244.8	6		6:03.712	4:22.499	1:03.830	37.383	211.7	9:17:53.519
							7		2:13.331	39.502		2:50.714	243.7	9:20:06.850
							8		2:09.949	39.010		5:00.663	244.3	9:22:16.799
							9		2:09.533	38.946		7:10.196	244.3	9:24:26.332
							10		2:09.758	38.976		9:19.954	244.3	9:26:36.090
							11		2:26.484 P	40.391	59.478	46.615	240.5	9:29:02.574
8 Benjamin Pedersen Dallara F320 HWA Double R							20 Yifei Ye Dallara F320 Spiess Cryptotower Racing Team							
Lap	D	Time	Sector 1	Sector 2	Sector 3	T. Spd	Lap	D	Time	Sector 1	Sector 2	Sector 3	T. Spd	Elapsed
1		9:02:57.901	9:01:10.679	1:08.603	38.619	198.1	1		9:02:39.966	9:00:53.928	1:07.952	38.086	165.6	9:02:39.966
2		2:16.185	40.303		2:54.804	242.1	2		2:19.885	40.829	1:00.942	38.114	237.8	9:04:59.851
3		2:12.298	39.067		5:07.102	247.1	3		2:11.899	39.445	56.957	35.497	242.1	9:07:11.750
4		2:20.186 P	38.932		7:27.288	249.4	4		2:11.260	39.313	56.425	35.522	242.1	9:09:23.010
5		5:38.894	3:54.082	1:07.066	37.746	207.6	5		2:19.447 P	39.362	56.307	43.778	242.6	9:11:42.457
6		2:29.743	48.365	1:03.012	38.366	220.4	6		6:16.905	4:37.531	1:03.315	36.059	230.7	9:17:59.362
7		2:14.527	39.042	59.438	36.047	249.4	7		2:14.038	39.406	57.444	37.188	242.6	9:20:13.400
8		2:09.988	38.830		2:46.035	247.1	8		2:09.120	38.833	55.329	34.958	246.0	9:22:22.520
9		2:09.463	38.772	55.682	35.009	247.7	9		2:08.550	38.640	54.976	34.934	248.2	9:24:31.070
10		2:09.522	38.762	55.594	35.166	248.2	10		2:08.447	38.552	55.077	34.818	249.4	9:26:39.517
11		2:42.741 P	43.846	1:10.242	48.653	181.8	11			56.245	1:17.857		140.6	
12 Glenn Van Berlo Dallara F320 HWA DRIVEX							25 Alexandre Bardinon Dallara F320 HWA Van Amersfoort Racing							
Lap	D	Time	Sector 1	Sector 2	Sector 3	T. Spd	Lap	D	Time	Sector 1	Sector 2	Sector 3	T. Spd	Elapsed
1		9:02:45.475	9:00:58.855	1:07.099	39.521	196.3	1		9:02:56.349	9:01:06.574	1:11.104	38.671	177.0	9:02:56.349
2		2:16.488	39.757	59.477	37.254	246.5	2		<del>2:40.880</del>	39.460	1:04.884	35.536	246.5	9:05:16.229
3		2:19.916 P	39.421	57.920	42.575	248.8	3		2:12.184	38.954		2:47.720	250.0	9:07:28.413
4		7:42.012	5:57.544	1:08.354	36.114	234.2	4		2:20.531 P	38.761		5:08.251	250.5	9:09:48.944
5		2:39.342	39.972	1:15.228	44.142	206.5	5		5:10.474	3:26.099	1:07.189	37.186	202.6	9:14:59.418
6		2:11.335	39.410	56.565	35.360	244.8	6		2:37.869	39.287	1:21.483	37.099	247.7	9:17:37.287
7		2:12.686	38.934	58.427	35.325	246.5	7		2:12.117	39.216	57.335	35.566	244.8	9:19:49.404
8		2:09.716	38.953	55.549	35.214	246.5	8		2:11.376	39.037		2:46.942	246.0	9:22:00.780
9		2:09.798	38.481	55.949	35.368	253.5	9		2:15.513	38.927	59.055	37.531	246.0	9:24:16.293
10		2:30.608 P	41.055	58.563	50.990	199.6	10		2:15.175	38.812	1:00.877	35.486	250.0	9:26:31.468
							11		2:46.688 P	45.989	1:10.928	49.771	204.1	9:29:18.156





**Spa Francorchamps**  
Euroformula Open  
Qualifying - 3  
Lap Analysis



**26**

Louis Foster

Dallara F320 HWA

**69**

Lukas Dunner

Dallara F320 Spiess

Double R

Cryptotower Racing Team

Lap	D	Time	Sector 1	Sector 2	Sector 3	T. Spd	Elapsed	Lap	D	Time	Sector 1	Sector 2	Sector 3	T. Spd	Elapsed
1		9:02:51.341	9:01:07.778		9:02:51.341	184.3	9:02:51.341	1		9:02:41.583	9:00:54.664	1:08.694	38.225	162.1	9:02:41.583
2		2:19.163	39.746		9:05:10.504	244.3	9:05:10.504	2		2:19.805	41.283	1:00.036	38.486	220.4	9:05:01.388
3		2:12.968	39.206		9:07:23.472	246.5	9:07:23.472	3		2:15.270	39.105	1:00.000	36.165	246.5	9:07:16.658
4		2:18.655 P	39.110		9:09:42.127	247.1	9:09:42.127	4		2:11.415	39.309		2:47.580	244.3	9:09:28.073
5		5:27.445	3:47.704	1:03.378	36.363	236.8	9:15:09.572	5		2:17.715 P	39.024		5:05.295	244.8	9:11:45.788
6		2:35.204	39.350	1:10.929	44.925	246.0	9:17:44.776	6		4:40.309	2:54.979	1:06.520	38.810	193.8	9:16:26.097
7		2:10.465	39.002	56.406	35.057	251.7	9:19:55.241	7		2:16.576	40.203	59.865	36.508	222.2	9:18:42.673
8		2:09.423	38.320	55.971	35.132	257.1	9:22:04.664	8		2:09.646	39.050		2:46.154	244.8	9:20:52.319
9		2:09.613	38.679	55.866	35.068	248.8	9:24:14.277	9		2:08.969	38.863		4:55.123	244.8	9:23:01.288
10		2:09.317	38.660	55.731	34.926	250.0	9:26:23.594	10		2:09.233	38.852		7:04.356	245.4	9:25:10.521
11		2:32.531 P	40.647	1:01.155	50.729	225.9	9:28:56.125	11			50.694	1:03.506		186.5	

**28**

Cameron Das

Dallara F320 Spiess

**99**

Rui Andrade

Dallara F320 Spiess

Team Motopark

Cryptotower Racing Team

Lap	D	Time	Sector 1	Sector 2	Sector 3	T. Spd	Elapsed	Lap	D	Time	Sector 1	Sector 2	Sector 3	T. Spd	Elapsed
1		9:02:50.882 P	9:00:55.760	1:08.689	46.433	181.5	9:02:50.882	1		9:02:38.008	9:00:53.414	1:06.254	38.340	213.0	9:02:38.008
2		2:45.650	1:09.760		3:32.083	227.3	9:05:36.532	2		2:17.804	41.267		2:56.144	228.3	9:04:55.812
3		2:19.709 P	39.777		5:51.792	242.1	9:07:56.241	3		2:21.562 P	39.586		5:17.706	240.5	9:07:17.374
4		8:30.528	6:45.321	1:06.444	38.763	182.4	9:16:26.769	4		7:36.573	5:53.546	1:05.054	37.973	219.5	9:14:53.947
5		2:18.768	40.663	59.825	38.280	234.7	9:18:45.537	5		2:19.047	40.935	1:00.228	37.884	230.2	9:17:12.994
6		2:10.114	39.094		2:48.394	244.8	9:20:55.651	6		2:11.658	39.167	56.969	35.522	250.5	9:19:24.652
7		2:09.227	38.823		4:57.621	246.0	9:23:04.878	7		2:15.611	41.235		2:51.133	225.9	9:21:40.263
8		2:09.371	38.821		7:06.992	246.5	9:25:14.249	8		2:10.191	38.763	56.068	35.360	248.2	9:23:50.454
9			48.228	1:03.956		186.5		9		2:23.566 P	41.310	59.069	43.187	197.8	9:26:14.020

**31**

Zane Maloney

Dallara F320 Spiess

R

Carlin

Lap	D	Time	Sector 1	Sector 2	Sector 3	T. Spd	Elapsed
1		9:02:47.966	9:01:05.776	1:04.920	37.270	212.5	9:02:47.966
2		2:20.616	39.886	59.519	41.211	237.3	9:05:08.582
3		2:15.935	41.186	59.069	35.680	254.1	9:07:24.517
4		2:19.589 P	39.153	57.150	43.286	251.1	9:09:44.106
5		5:18.017	3:37.469	1:03.699	36.849	219.9	9:15:02.123
6		2:38.204	39.949	1:15.395	42.860	230.7	9:17:40.327
7		2:11.717	39.638	56.824	35.255	244.8	9:19:52.044
8		2:10.271	39.134	55.919	35.218	246.0	9:22:02.315
9		2:40.444	38.921	55.890	35.300	247.1	9:24:12.426
10		2:10.027	39.184	55.527	35.316	243.7	9:26:22.453
11		2:31.601 P	41.087	59.516	50.998	232.2	9:28:54.054

**33**

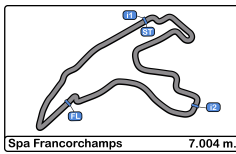
Manuel Maldonado

Dallara F320 Spiess

Team Motopark

Lap	D	Time	Sector 1	Sector 2	Sector 3	T. Spd	Elapsed
1		9:02:49.029 P	9:00:55.295	1:08.938	44.796	188.4	9:02:49.029
2		2:48.051 P	1:02.661	1:02.848	42.542	242.6	9:05:37.080
3		2:42.944 P	1:01.682	58.739	42.523	241.6	9:08:20.024
4		6:32.907	4:49.668	1:05.712	37.527	229.7	9:14:52.931
5		2:18.617	40.406	1:00.874	37.337	238.9	9:17:11.548
6		2:15.770	40.511	58.765	36.494	222.6	9:19:27.318
7		2:09.991	38.815	55.963	35.213	251.1	9:21:37.309
8		2:15.829	41.780	58.294	35.755	225.9	9:23:53.138
9		2:09.525	38.635		2:45.280	249.4	9:26:02.663
10		2:25.268 P	39.793	59.188	46.287	244.8	9:28:27.931



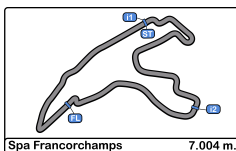


Spa Francorchamps  
Euroformula Open  
Qualifying - 3  
Best Sectors Results



Sector - 1				Sector - 2				Sector - 3				Ideal Lap vs Best Lap				
Clas	Nº	Driver	Time	Nº	Driver	Time	Nº	Driver	Time	Clas	Nº	Driver	Ideal Lap	Best Lap	Clas	
1	26	Louis Foster	38.320	20	Yifei Ye	54.976	20	Yifei Ye	34.818	1	20	Yifei Ye	2:08.346	2:08.447	1	
2	12	Glenn Van Berlo	38.481	4	Niklas Krütten	55.375	26	Louis Foster	34.926	2	26	Louis Foster	2:08.977	2:09.317	4	
3	20	Yifei Ye	38.552	31	Zane Maloney	55.527	8	Benjamin Pedersen	35.009	3	12	Glenn Van Berlo	2:09.244	2:09.716	9	
4	33	Manuel Maldonado	38.635	12	Glenn Van Berlo	55.549	4	Niklas Krütten	35.141	4	8	Benjamin Pedersen	2:09.365	2:09.463	5	
5	16	Andreas Estner	38.687	8	Benjamin Pedersen	55.594	33	Manuel Maldonado	35.213	5	4	Niklas Krütten	2:09.509	2:09.618	8	
6	6	Ido Cohen	38.697	26	Louis Foster	55.731	12	Glenn Van Berlo	35.214	6	31	Zane Maloney	2:09.666	2:10.027	10	
7	25	Alexandre Bardinon	38.761	15	Sebastian Estner	55.876	31	Zane Maloney	35.218	7	33	Manuel Maldonado	2:09.811	2:09.525	6	
8	8	Benjamin Pedersen	38.762	33	Manuel Maldonado	55.963	99	Rui Andrade	35.360	8	99	Rui Andrade	2:10.191	2:10.191	11	
9	99	Rui Andrade	38.763	99	Rui Andrade	56.068	25	Alexandre Bardinon	35.486	9	15	Sebastian Estner	2:10.584	2:10.236	12	
10	28	Cameron Das	38.821	25	Alexandre Bardinon	57.335	15	Sebastian Estner	35.701	10	25	Alexandre Bardinon	2:11.582	2:11.376	14	
11	69	Lukas Dunner	38.852	16	Andreas Estner	59.478	69	Lukas Dunner	36.165	11	69	Lukas Dunner	2:14.882	2:08.969	2	
12	31	Zane Maloney	38.921	28	Cameron Das	59.825	16	Andreas Estner	36.934	12	16	Andreas Estner	2:15.099	2:09.533	7	
13	4	Niklas Krütten	38.993	69	Lukas Dunner	59.865	28	Cameron Das	38.280	13	28	Cameron Das	2:16.926	2:09.227	3	
14	15	Sebastian Estner	39.007	6	Ido Cohen	1:05.601	6	Ido Cohen	39.939	14	6	Ido Cohen	2:24.237	2:10.381	13	





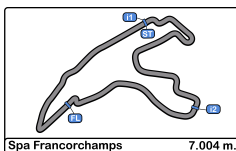
Spa Francorchamps  
Euroformula Open  
Qualifying - 3  
Best 5 Lap Times



Cls	Nº	Entrant	Nat	Driver	Nat	Cat	Cls	Chassis - Engine	Team	Best 1		Best 2		Best 3		Best 4		Best 5	
										Time	Lap	Time	Lap	Time	Lap	Time	Lap	Time	Lap
1	20	Cryptotower Racing		Yifei Ye				Dallara F320 Spiess	Cryptotower Racing	2:08.447	10	2:08.550	9	2:09.120	8	2:11.260	4	2:11.899	3
2	69	Cryptotower Racing		Lukas Dunner				Dallara F320 Spiess	Cryptotower Racing	2:08.969	9	2:09.233	10	2:09.646	8	2:11.415	4	2:15.270	3
3	28	Team Motopark		Cameron Das				Dallara F320 Spiess	Team Motopark	2:09.227	7	2:09.371	8	2:10.114	6	2:18.768	5	2:19.709	3
4	26	Double R		Louis Foster				Dallara F320 HWA	Double R	2:09.317	10	2:09.423	8	2:09.613	9	2:10.465	7	2:12.968	3
5	8	Double R		Benjamin Pedersen				Dallara F320 HWA	Double R	2:09.463	9	2:09.522	10	2:09.988	8	2:12.298	3	2:14.527	7
6	33	Team Motopark		Manuel Maldonado				Dallara F320 Spiess	Team Motopark	2:09.525	9	2:09.991	7	2:15.770	6	2:15.829	8	2:18.617	5
7	16	Van Amersfoort Racing		Andreas Estner				Dallara F320 HWA	Van Amersfoort Racing	2:09.533	9	2:09.758	10	2:09.949	8	2:12.011	4	2:12.497	3
8	4	Team Motopark		Niklas Krütten		R	1	Dallara F320 Spiess	Team Motopark	2:09.618	9	2:09.675	10	2:11.019	8	2:19.729	5	2:20.343	2
9	12	DRIVEX		Glenn Van Berlo		R	2	Dallara F320 HWA	DRIVEX	2:09.716	8	2:09.798	9	2:11.335	6	2:12.686	7	2:16.488	2
10	31	Carlin		Zane Maloney		R	3	Dallara F320 Spiess	Carlin	2:10.027	10	2:10.271	8	2:11.717	7	2:15.935	3	2:19.589	4
11	99	Cryptotower Racing		Rui Andrade				Dallara F320 Spiess	Cryptotower Racing	2:10.191	8	2:15.611	7	2:17.804	2	2:19.047	5	2:21.562	3
12	15	Van Amersfoort Racing		Sebastian Estner		R	4	Dallara F320 HWA	Van Amersfoort Racing	2:10.236	9	2:10.614	8	2:15.011	2	2:16.228	7	2:19.867	4
13	6	Carlin		Ido Cohen				Dallara F320 Spiess	Carlin	2:10.381	5	2:10.668	4	2:14.977	3	2:37.683	6	16:25.05	2
14	25	Van Amersfoort Racing		Alexandre Bardinon				Dallara F320 HWA	Van Amersfoort Racing	2:11.376	8	2:12.117	7	2:12.184	3	2:15.175	10	2:15.513	9





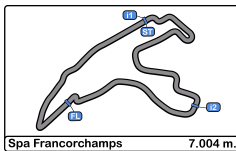


Spa Francorchamps  
Euroformula Open  
Qualifying - 3  
Best 5 Top Speeds



Cls	Nº	Entrant	Nat	Driver	Nat	Cat	Cls	Chassis - Engine	Team	Top 1		Top 2		Top 3		Top 4		Top 5		Avg
										Km/h	Lap	Km/h	Lap	Km/h	Lap	Km/h	Lap	Km/h	Lap	
1	26	Double R	GBR	Louis Foster	GBR			Dallara F320 HWA	Double R	257.1	8	251.7	7	250.0	10	248.8	9	247.1	4	250.9
2	31	Carlin	GBR	Zane Maloney	BRB	R	1	Dallara F320 Spiess	Carlin	254.1	3	251.1	4	247.1	9	246.0	8	244.8	7	248.6
3	12	DRIVEX	ESP	Glenn Van Berlo	NLD	R	2	Dallara F320 HWA	DRIVEX	253.5	9	248.8	3	246.5	2	246.5	7	246.5	8	248.4
4	6	Carlin	GBR	Ido Cohen	ISR			Dallara F320 Spiess	Carlin	251.1	5	248.8	4	248.2	3	244.8	6	211.7	1	240.9
5	33	Team Motopark	DEU	Manuel Maldonado	VEN			Dallara F320 Spiess	Team Motopark	251.1	7	249.4	9	244.8	10	242.6	2	241.6	3	245.9
6	25	Van Amersfoort Racing	NLD	Alexandre Bardinon	FRA			Dallara F320 HWA	Van Amersfoort Racing	250.5	4	250.0	3	250.0	10	247.7	6	246.5	2	248.9
7	99	Cryptotower Racing	JPN	Rui Andrade	AGO			Dallara F320 Spiess	Cryptotower Racing	250.5	6	248.2	8	240.5	3	230.2	5	228.3	2	239.5
8	4	Team Motopark	DEU	Niklas Krütten	DEU	R	3	Dallara F320 Spiess	Team Motopark	249.4	5	244.8	4	244.8	10	243.7	3	243.7	9	245.3
9	8	Double R	GBR	Benjamin Pedersen	DNK			Dallara F320 HWA	Double R	249.4	4	249.4	7	248.2	10	247.7	9	247.1	3	248.3
10	20	Cryptotower Racing	JPN	Yifei Ye	CHN			Dallara F320 Spiess	Cryptotower Racing	249.4	10	248.2	9	246.0	8	242.6	5	242.6	7	245.8
11	15	Van Amersfoort Racing	NLD	Sebastian Estner	DEU	R	4	Dallara F320 HWA	Van Amersfoort Racing	247.1	7	247.1	9	245.4	3	245.4	8	242.6	4	245.5
12	16	Van Amersfoort Racing	NLD	Andreas Estner	DEU			Dallara F320 HWA	Van Amersfoort Racing	247.1	2	246.5	4	246.0	3	245.4	5	244.3	8	245.9
13	28	Team Motopark	DEU	Cameron Das	USA			Dallara F320 Spiess	Team Motopark	246.5	8	246.0	7	244.8	6	242.1	3	234.7	5	242.8
14	69	Cryptotower Racing	JPN	Lukas Dunner	AUT			Dallara F320 Spiess	Cryptotower Racing	246.5	3	245.4	10	244.8	5	244.8	8	244.8	9	245.3





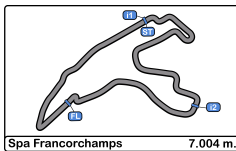
Spa Francorchamps  
Euroformula Open  
Qualifying - 3  
Fastest Laps Sequence



Lap	Time of Day	Session Time	Nº	Entrant	Nat	Driver	Nat	Cat	Chassis - Engine	Team	Time	Km/h
2	9:04:55.812	4:55.812	99	Cryptotower Racing Team	● JPN	Rui Andrade	🇲🇵 AGO		Dallara F320 Spiess	Cryptotower Racing Team	<b>2:17.804</b>	182.9
2	9:05:01.963	5:01.963	12	DRIVEX	🇪🇸 ESP	Glenn Van Berlo	🇳🇱 NLD	R	Dallara F320 HWA	DRIVEX	<b>2:16.488</b>	184.7
2	9:05:14.086	5:14.086	8	Double R	🇬🇧 GBR	Benjamin Pedersen	🇩🇰 DNK		Dallara F320 HWA	Double R	<b>2:16.185</b>	185.1
2	9:06:02.308	6:02.308	15	Van Amersfoort Racing	🇳🇱 NLD	Sebastian Estner	🇩🇪 DEU	R	Dallara F320 HWA	Van Amersfoort Racing	<b>2:15.011</b>	186.7
3	9:07:11.750	7:11.750	20	Cryptotower Racing Team	● JPN	Yifei Ye	🇨🇳 CHN		Dallara F320 Spiess	Cryptotower Racing Team	<b>2:11.899</b>	191.1
4	9:09:23.010	9:23.010	20	Cryptotower Racing Team	● JPN	Yifei Ye	🇨🇳 CHN		Dallara F320 Spiess	Cryptotower Racing Team	<b>2:11.260</b>	192.0
7	9:19:55.241	19:55.241	26	Double R	🇬🇧 GBR	Louis Foster	🇬🇧 GBR		Dallara F320 HWA	Double R	<b>2:10.465</b>	193.2
8	9:20:52.319	20:52.319	69	Cryptotower Racing Team	● JPN	Lukas Dunner	🇦🇹 AUT		Dallara F320 Spiess	Cryptotower Racing Team	<b>2:09.646</b>	194.4
8	9:22:04.664	22:04.664	26	Double R	🇬🇧 GBR	Louis Foster	🇬🇧 GBR		Dallara F320 HWA	Double R	<b>2:09.423</b>	194.8
8	9:22:22.520	22:22.520	20	Cryptotower Racing Team	● JPN	Yifei Ye	🇨🇳 CHN		Dallara F320 Spiess	Cryptotower Racing Team	<b>2:09.120</b>	195.2
9	9:23:01.288	23:01.288	69	Cryptotower Racing Team	● JPN	Lukas Dunner	🇦🇹 AUT		Dallara F320 Spiess	Cryptotower Racing Team	<b>2:08.969</b>	195.5
9	9:24:31.070	24:31.070	20	Cryptotower Racing Team	● JPN	Yifei Ye	🇨🇳 CHN		Dallara F320 Spiess	Cryptotower Racing Team	<b>2:08.550</b>	196.1
10	9:26:39.517	26:39.517	20	Cryptotower Racing Team	● JPN	Yifei Ye	🇨🇳 CHN		Dallara F320 Spiess	Cryptotower Racing Team	<b>2:08.447</b>	196.3





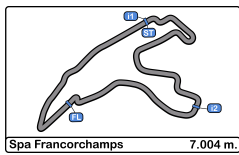


**Spa Francorchamps**  
**Euroformula Open**  
**Qualifying - 3**  
**Event Best Maximum Speed**



Nº	Entrant	Nat	Driver	Nat	Cat	Clas	Chassis - Engine	Team	Km/h	Session
15	Van Amersfoort Racing		NLD Sebastian Estner		DEU R	1	Dallara F320 HWA	Van Amersfoort Racing	259.6	Race - 1
31	Carlin		GBR Zane Maloney		BRB R	2	Dallara F320 Spiess	Carlin	258.9	Race - 1
16	Van Amersfoort Racing		NLD Andreas Estner		DEU		Dallara F320 HWA	Van Amersfoort Racing	258.3	Race - 1
6	Carlin		GBR Ido Cohen		ISR		Dallara F320 Spiess	Carlin	258.3	Race - 1
26	Double R		GBR Louis Foster		GBR		Dallara F320 HWA	Double R	257.1	Qualifying - 3
28	Team Motopark		DEU Cameron Das		USA		Dallara F320 Spiess	Team Motopark	256.5	Race - 1
12	DRIVEX		ESP Glenn Van Berlo		NLD R	3	Dallara F320 HWA	DRIVEX	256.5	Race - 1
8	Double R		GBR Benjamin Pedersen		DNK		Dallara F320 HWA	Double R	255.3	Race - 1
33	Team Motopark		DEU Manuel Maldonado		VEN		Dallara F320 Spiess	Team Motopark	255.3	Race - 1
25	Van Amersfoort Racing		NLD Alexandre Bardinon		FRA		Dallara F320 HWA	Van Amersfoort Racing	254.1	Race - 1
99	Cryptotower Racing Team		JPN Rui Andrade		AGO		Dallara F320 Spiess	Cryptotower Racing Team	253.5	Race - 1
34	DRIVEX		ESP Matthias Lüthen		DEU R	4	Dallara F320 HWA	DRIVEX	252.3	Qualifying - 1
69	Cryptotower Racing Team		JPN Lukas Dunner		AUT		Dallara F320 Spiess	Cryptotower Racing Team	251.7	Race - 1
4	Team Motopark		DEU Niklas Krütten		DEU R	5	Dallara F320 Spiess	Team Motopark	250.0	Qualifying - 2
20	Cryptotower Racing Team		JPN Yifei Ye		CHN		Dallara F320 Spiess	Cryptotower Racing Team	249.4	Qualifying - 3





**Spa Francorchamps**  
Euroformula Open  
Qualifying - 3  
**Pit Stop Analysis**



**4** Niklas Krütten R Team Motopark  
Dallara F320 Spiess

Nr.	In Day Time	In Time	Out Time	Pit Time	T. Pit Time	Handicap	Penalty
1	9:11:45.798	9:11:45.798	9:14:04.378	2:18.580	2:18.580		

**6** Ido Cohen Carlin  
Dallara F320 Spiess

Nr.	In Day Time	In Time	Out Time	Pit Time	T. Pit Time	Handicap	Penalty
1	9:02:58.567	9:02:58.567	9:16:56.683	13:58.116	13:58.116		

**8** Benjamin Pedersen Double R  
Dallara F320 HWA

Nr.	In Day Time	In Time	Out Time	Pit Time	T. Pit Time	Handicap	Penalty
1	9:09:41.235	9:09:41.235	9:12:58.326	3:17.091	3:17.091		

**12** Glenn Van Berlo R DRIVEX  
Dallara F320 HWA

Nr.	In Day Time	In Time	Out Time	Pit Time	T. Pit Time	Handicap	Penalty
1	9:07:16.571	9:07:16.571	9:12:40.076	5:23.505	5:23.505		

**15** Sebastian Estner R Van Amersfoort Racing  
Dallara F320 HWA

Nr.	In Day Time	In Time	Out Time	Pit Time	T. Pit Time	Handicap	Penalty
1	9:10:29.467	9:10:29.467	9:14:38.727	4:09.260	4:09.260		

**16** Andreas Estner Van Amersfoort Racing  
Dallara F320 HWA

Nr.	In Day Time	In Time	Out Time	Pit Time	T. Pit Time	Handicap	Penalty
1	9:11:44.562	9:11:44.562	9:15:30.122	3:45.560	3:45.560		

**20** Yifei Ye Cryptotower Racing Team  
Dallara F320 Spiess

Nr.	In Day Time	In Time	Out Time	Pit Time	T. Pit Time	Handicap	Penalty
1	9:11:35.883	9:11:35.883	9:15:39.760	4:03.877	4:03.877		

**25** Alexandre Bardinon Van Amersfoort Racing  
Dallara F320 HWA

Nr.	In Day Time	In Time	Out Time	Pit Time	T. Pit Time	Handicap	Penalty
1	9:09:43.710	9:09:43.710	9:12:33.316	2:49.606	2:49.606		

**26** Louis Foster Double R  
Dallara F320 HWA

Nr.	In Day Time	In Time	Out Time	Pit Time	T. Pit Time	Handicap	Penalty
1	9:09:36.913	9:09:36.913	9:12:50.986	3:14.073	3:14.073		

**28** Cameron Das Team Motopark  
Dallara F320 Spiess

Nr.	In Day Time	In Time	Out Time	Pit Time	T. Pit Time	Handicap	Penalty
1	9:02:45.480	9:02:45.480	9:03:13.403	27.923	27.923		
2	9:07:50.916	9:07:50.916	9:14:00.950	6:10.034	6:37.957		

**31** Zane Maloney R Carlin  
Dallara F320 Spiess

Nr.	In Day Time	In Time	Out Time	Pit Time	T. Pit Time	Handicap	Penalty
1	9:09:38.833	9:09:38.833	9:12:41.488	3:02.655	3:02.655		

**33** Manuel Maldonado Team Motopark  
Dallara F320 Spiess

Nr.	In Day Time	In Time	Out Time	Pit Time	T. Pit Time	Handicap	Penalty
1	9:02:43.662	9:02:43.662	9:03:07.824	24.162	24.162		
2	9:05:31.685	9:05:31.685	9:05:55.827	24.142	48.304		
3	9:08:14.657	9:08:14.657	9:12:25.304	4:10.647	4:58.951		

**69** Lukas Dunner Cryptotower Racing Team  
Dallara F320 Spiess

Nr.	In Day Time	In Time	Out Time	Pit Time	T. Pit Time	Handicap	Penalty
1	9:11:40.206	9:11:40.206	9:13:58.919	2:18.713	2:18.713		

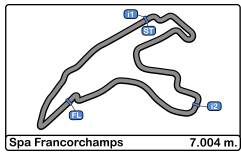
**99** Rui Andrade Cryptotower Racing Team  
Dallara F320 Spiess

Nr.	In Day Time	In Time	Out Time	Pit Time	T. Pit Time	Handicap	Penalty
1	9:07:11.844	9:07:11.844	9:12:27.340	5:15.496	5:15.496		



CIRCUIT DE SPA  
FRANCORCHAMPS

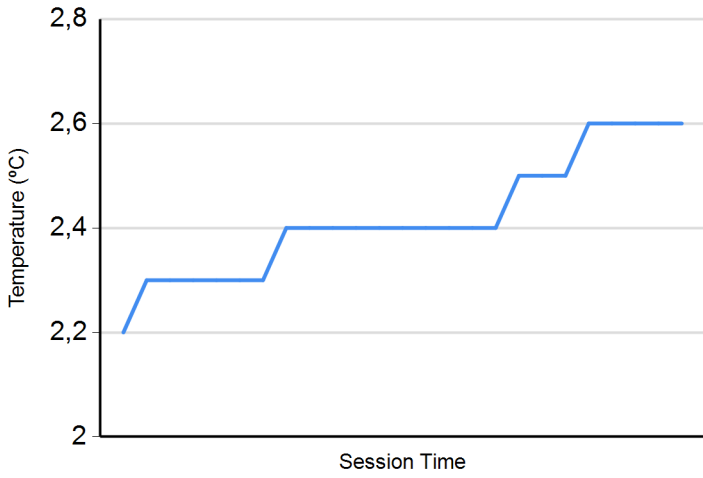




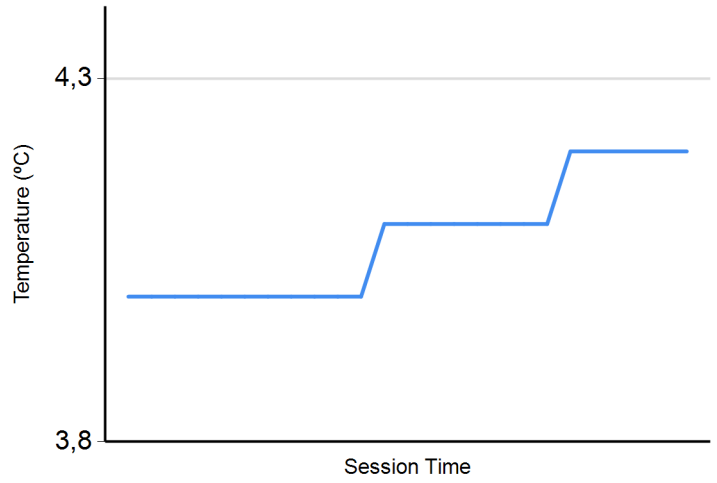
**Spa Francorchamps**  
**Euroformula Open**  
**Qualifying - 3**  
**Weather Report**



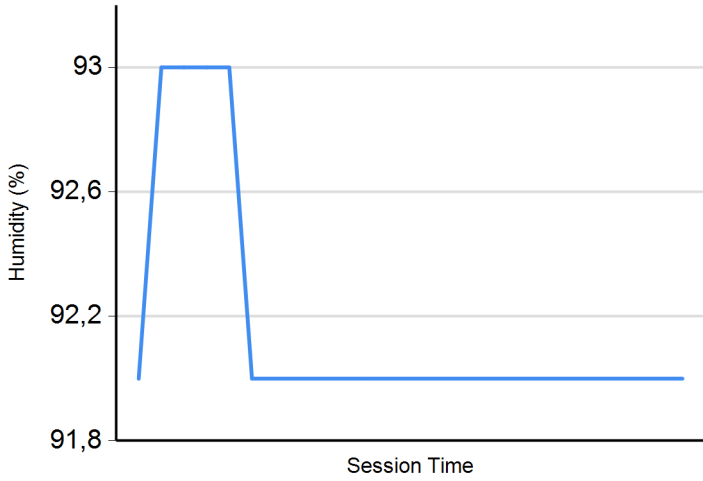
**Air Temperature**



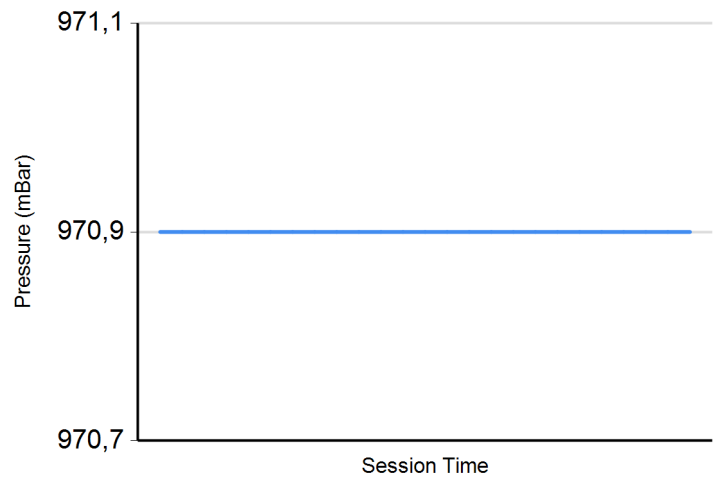
**Track Temperature**



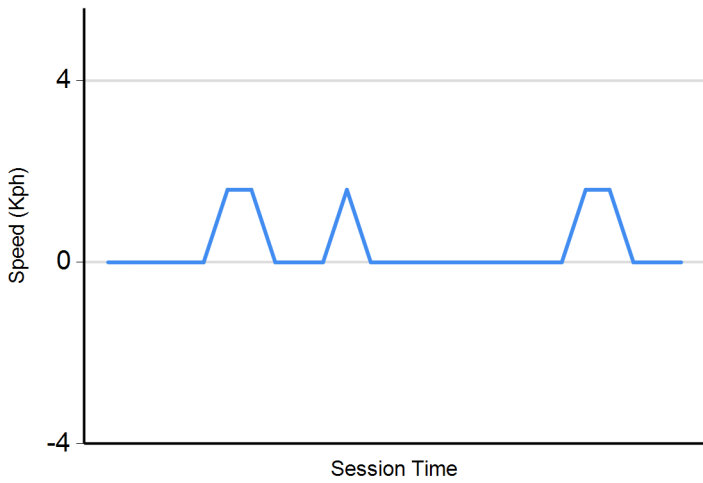
**Humidity**



**Pressure**

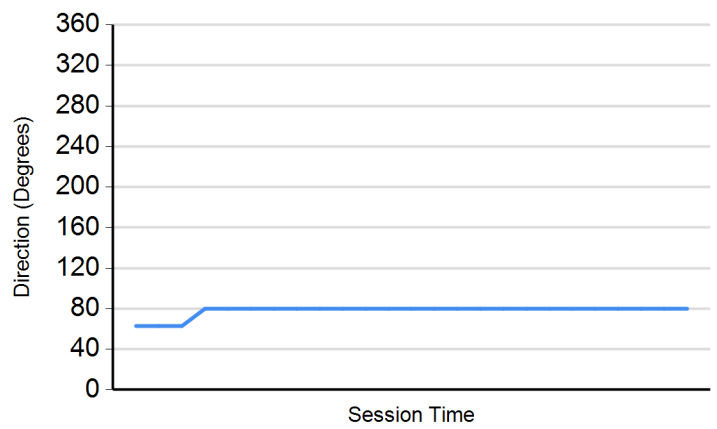


**Wind Speed**



**Wind direction**

North = 0°/360° Est = 90° South = 180° West = 270°



CIRCUIT DE SPA  
FRANCORCHAMPS

