

Spa Francorchamps
Euroformula Open
Race - 2
Provisional Results



Cls	Nº	Entrant	Nat	Driver	Nat	Cat	Cls	Chassis - Engine	Team	Laps	Total Time	Gap	Interval	Km/h	Best	Time	Km/h
1	26	Double R	GBR	Louis Foster	GBR			Dallara F320 HWA	Double R	15	36:54.368			170.8	10	2:11.091	192.3
2	6	Carlin	GBR	Ido Cohen	ISR			Dallara F320 Spiess	Carlin	15	36:57.207	2.839	2.839	170.5	10	2:11.010	192.4
3	12	DRIVEX	ESP	Glenn Van Berlo	NLD	R	1	Dallara F320 HWA	DRIVEX	15	36:57.261	2.893	0.054	170.5	7	2:11.027	192.4
4	28	Team Motopark	DEU	Cameron Das	USA			Dallara F320 Spiess	Team Motopark	15	36:57.312	2.944	0.051	170.5	9	2:10.184	193.6
5	8	Double R	GBR	Benjamin Pedersen	USA			Dallara F320 HWA	Double R	15	36:57.777	3.409	0.465	170.5	12	2:10.692	192.9
6	4	Team Motopark	DEU	Niklas Krütten	DEU	R	2	Dallara F320 Spiess	Team Motopark	15	37:04.523	10.155	6.746	170.0	9	2:10.957	192.5
7	16	Van Amersfoort Racing	NLD	Andreas Estner	DEU			Dallara F320 HWA	Van Amersfoort Racing	15	37:05.454	11.086	0.931	169.9	9	2:11.678	191.4
8	99	Cryptotower Racing Team	JPN	Rui Andrade	AGO			Dallara F320 Spiess	Cryptotower Racing Team	15	37:06.099	11.731	0.645	169.9	12	2:11.415	191.8
9	15	Van Amersfoort Racing	NLD	Sebastian Estner	DEU	R	3	Dallara F320 HWA	Van Amersfoort Racing	15	37:08.749	14.381	2.650	169.6	12	2:11.512	191.7
10	25	Van Amersfoort Racing	NLD	Alexandre Bardinon	FRA			Dallara F320 HWA	Van Amersfoort Racing	15	37:13.733	19.365	4.984	169.3	8	2:12.253	190.6
11	20	Cryptotower Racing Team	JPN	Yifei Ye	CHN			Dallara F320 Spiess	Cryptotower Racing Team	15	37:45.825	51.457	32.092	166.9	2	2:09.738	194.3
12	33	Team Motopark	DEU	Manuel Maldonado	VEN			Dallara F320 Spiess	Team Motopark	15	38:20.076	1:25.708	34.251	164.4	15	2:10.816	192.7
13	69	Cryptotower Racing Team	JPN	Lukas Dunner	AUT			Dallara F320 Spiess	Cryptotower Racing Team	15	38:32.283	1:37.915	12.207	163.5	8	2:09.755	194.3
Not classified: (Requirements: 75% of number laps of leader = 12 Laps)																	
	31	Carlin	GBR	Zane Maloney	BRB	R	4	Dallara F320 Spiess	Carlin	1	2:17.273	14 Laps	14 Laps	183.6	1	2:17.273	183.6

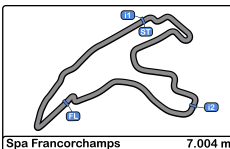
Fastest lap Yifei Ye in 2:09.738 at 194.3 Km/h in lap 2

Published at:.....

Track Temp: 8.0 °C Air Temp: 6.1 °C Humidity: 87 % Track Status: DRY

Stewards:	Race Director:	Timekeeper:
-----------	----------------	-------------





Spa Francorchamps
Euroformula Open
Race - 2
Provisional Results by Class



Cls	Nº	Entrant	Nat	Driver	Nat	Cat	Cls	Chassis - Engine	Team	Laps	Total Time	Gap	Interval	Km/h	Best	Time	Km/h
1	26	Double R	GBR	Louis Foster	GBR			Dallara F320 HWA	Double R	15	36:54.368			170.8	10	2:11.091	192.3
2	6	Carlin	GBR	Ido Cohen	ISR			Dallara F320 Spiess	Carlin	15	36:57.207	2.839	2.839	170.5	10	2:11.010	192.4
3	28	Team Motopark	DEU	Cameron Das	USA			Dallara F320 Spiess	Team Motopark	15	36:57.312	2.944	0.105	170.5	9	2:10.184	193.6
4	8	Double R	GBR	Benjamin Pedersen	USA			Dallara F320 HWA	Double R	15	36:57.777	3.409	0.465	170.5	12	2:10.692	192.9
5	16	Van Amersfoort	NLD	Andreas Estner	DEU			Dallara F320 HWA	Van Amersfoort	15	37:05.454	11.086	7.677	169.9	9	2:11.678	191.4
6	99	Cryptotower Racing	JPN	Rui Andrade	AGO			Dallara F320 Spiess	Cryptotower Racing	15	37:06.099	11.731	0.645	169.9	12	2:11.415	191.8
7	25	Van Amersfoort	NLD	Alexandre Bardinon	FRA			Dallara F320 HWA	Van Amersfoort	15	37:13.733	19.365	7.634	169.3	8	2:12.253	190.6
8	20	Cryptotower Racing	JPN	Yifei Ye	CHN			Dallara F320 Spiess	Cryptotower Racing	15	37:45.825	51.457	32.092	166.9	2	2:09.738	194.3
9	33	Team Motopark	DEU	Manuel Maldonado	VEN			Dallara F320 Spiess	Team Motopark	15	38:20.076	1:25.708	34.251	164.4	15	2:10.816	192.7
10	69	Cryptotower Racing	JPN	Lukas Dunner	AUT			Dallara F320 Spiess	Cryptotower Racing	15	38:32.283	1:37.915	12.207	163.5	8	2:09.755	194.3
Rookie																	
1	12	DRIVEX	ESP	Glenn Van Berlo	NLD	R	1	Dallara F320 HWA	DRIVEX	15	36:57.261			170.5	7	2:11.027	192.4
2	4	Team Motopark	DEU	Niklas Krütten	DEU	R	2	Dallara F320 Spiess	Team Motopark	15	37:04.523	10.155	7.262	170.0	9	2:10.957	192.5
3	15	Van Amersfoort	NLD	Sebastian Estner	DEU	R	3	Dallara F320 HWA	Van Amersfoort	15	37:08.749	14.381	4.226	169.6	12	2:11.512	191.7
Not classified: (Requirements: 75% of number laps of leader = 12 Laps)																	
	31	Carlin	GBR	Zane Maloney	BRE	R	4	Dallara F320 Spiess	Carlin	1	2:17.273	14 Laps	14 Laps	183.6	1	2:17.273	183.6

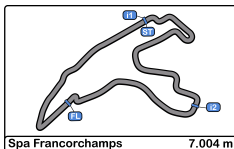
Fastest lap Yifei Ye in 2:09.738 at 194.3 Km/h in lap 2

Published at:.....

Track Temp: 8.0 °C Air Temp: 6.1 °C Humidity: 87 % Track Status: DRY

Stewards:	Race Director:	Timekeeper:
-----------	----------------	-------------





Spa Francorchamps

Euroformula Open

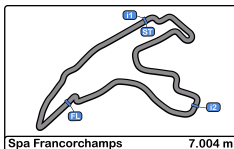
Race - 2

Provisional Classification by Driver Fastest Lap



Clas	Nº	Entrant	Nat	Driver	Nat	Cat	Clas	Chassis - Engine	Team	Laps	Best	Time	Gap	Interval	Km/h
1	20	Cryptotower Racing		Yifei Ye				Dallara F320 Spiess	Cryptotower Racing	15	2	2:09.738			194.3
2	69	Cryptotower Racing		Lukas Dunner				Dallara F320 Spiess	Cryptotower Racing	15	8	2:09.755	0.017	0.017	194.3
3	28	Team Motopark		Cameron Das				Dallara F320 Spiess	Team Motopark	15	9	2:10.184	0.446	0.429	193.6
4	8	Double R		Benjamin Pedersen				Dallara F320 HWA	Double R	15	12	2:10.692	0.954	0.508	192.9
5	33	Team Motopark		Manuel Maldonado				Dallara F320 Spiess	Team Motopark	15	15	2:10.816	1.078	0.124	192.7
6	4	Team Motopark		Niklas Krütten		R	1	Dallara F320 Spiess	Team Motopark	15	9	2:10.957	1.219	0.141	192.5
7	6	Carlin		Ido Cohen				Dallara F320 Spiess	Carlin	15	10	2:11.010	1.272	0.053	192.4
8	12	DRIVEX		Glenn Van Berlo		R	2	Dallara F320 HWA	DRIVEX	15	7	2:11.027	1.289	0.017	192.4
9	26	Double R		Louis Foster				Dallara F320 HWA	Double R	15	10	2:11.091	1.353	0.064	192.3
10	99	Cryptotower Racing		Rui Andrade				Dallara F320 Spiess	Cryptotower Racing	15	12	2:11.415	1.677	0.324	191.8
11	15	Van Amersfoort Racing		Sebastian Estner		R	3	Dallara F320 HWA	Van Amersfoort Racing	15	12	2:11.512	1.774	0.097	191.7
12	16	Van Amersfoort Racing		Andreas Estner				Dallara F320 HWA	Van Amersfoort Racing	15	9	2:11.678	1.940	0.166	191.4
13	25	Van Amersfoort Racing		Alexandre Bardinon				Dallara F320 HWA	Van Amersfoort Racing	15	8	2:12.253	2.515	0.575	190.6
14	31	Carlin		Zane Maloney		R	4	Dallara F320 Spiess	Carlin	1	1	2:17.273	7.535	5.020	183.6



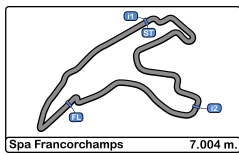


Spa Francorchamps
Euroformula Open
Race - 2
Distance and Speed Average



Clas	Nº	Entrant	Nat	Driver	Nat	Cat	Clas	Chassis - Engine	Team	Laps	Distance	Total Time	Km/h
1	26	Double R		Louis Foster				Dallara F320 HWA	Double R	15	105.06	36:54.368	170.8
2	6	Carlin		Ido Cohen				Dallara F320 Spiess	Carlin	15	105.06	36:57.207	170.5
3	12	DRIVEX		Glenn Van Berlo		R	1	Dallara F320 HWA	DRIVEX	15	105.06	36:57.261	170.5
4	28	Team Motopark		Cameron Das				Dallara F320 Spiess	Team Motopark	15	105.06	36:57.312	170.5
5	8	Double R		Benjamin Pedersen				Dallara F320 HWA	Double R	15	105.06	36:57.777	170.5
6	4	Team Motopark		Niklas Krütten		R	2	Dallara F320 Spiess	Team Motopark	15	105.06	37:04.523	170.0
7	16	Van Amersfoort Racing		Andreas Estner				Dallara F320 HWA	Van Amersfoort Racing	15	105.06	37:05.454	169.9
8	99	Cryptotower Racing Team		Rui Andrade				Dallara F320 Spiess	Cryptotower Racing Team	15	105.06	37:06.099	169.9
9	15	Van Amersfoort Racing		Sebastian Estner		R	3	Dallara F320 HWA	Van Amersfoort Racing	15	105.06	37:08.749	169.6
10	25	Van Amersfoort Racing		Alexandre Bardion				Dallara F320 HWA	Van Amersfoort Racing	15	105.06	37:13.733	169.3
11	20	Cryptotower Racing Team		Yifei Ye				Dallara F320 Spiess	Cryptotower Racing Team	15	105.06	37:45.825	166.9
12	33	Team Motopark		Manuel Maldonado				Dallara F320 Spiess	Team Motopark	15	105.06	38:20.076	164.4
13	69	Cryptotower Racing Team		Lukas Dunner				Dallara F320 Spiess	Cryptotower Racing Team	15	105.06	38:32.283	163.5
Not classified: (Requirements: 75% of number laps of leader = 12 Laps)													
	31	Carlin		Zane Maloney		R	4	Dallara F320 Spiess	Carlin	1	07.00	2:17.273	183.6





Spa Francorchamps
Euroformula Open
Race - 2
Lap Analysis



4 Niklas Krütten Dallara F320 Spiess **12** Glenn Van Berlo Dallara F320 HWA
R Team Motopark R DRIVEX

Lap	D	Time	Sector 1	Sector 2	Sector 3	T. Spd	Elapsed	Lap	D	Time	Sector 1	Sector 2	Sector 3	T. Spd	Elapsed
1		2:20.284	44.588	1:00.269	35.427	243.7	2:20.284	1		2:17.940	43.002	59.831	35.107	250.0	2:17.940
2		2:13.563	38.778	59.138	35.647	252.9	4:33.847	2		2:12.669	38.893	58.573	35.203	252.3	4:30.609
3		2:18.054	38.493	58.758	40.803	253.5	6:51.901	3		2:17.432	38.915	56.867	41.650	249.4	6:48.041
4		4:32.983	1:13.774	2:04.088	1:15.121	102.0	11:24.884	4		4:31.952	1:13.684	2:04.075	1:14.193	90.6	11:19.993
5		3:35.597	1:09.082	1:29.778	56.737	160.2	15:00.481	5		3:39.276	1:09.018	1:32.054	58.204	123.5	14:59.269
6		2:14.320	39.154	59.317	35.849	254.7	17:14.801	6		2:13.048	38.918	58.716	35.414	254.1	17:12.317
7		2:13.686	38.836	59.450	35.400	247.7	19:28.487	7		2:11.027	38.408	57.457	35.162	257.1	19:23.344
8		2:12.438	38.745	58.211	35.482	250.5	21:40.925	8		2:11.035	38.724	57.141	35.170	251.7	21:34.379
9		2:10.957	38.739		2:46.439	247.1	23:51.882	9		2:11.259	38.549		2:46.429	254.1	23:45.638
10		2:11.235	39.117		4:57.674	246.0	26:03.117	10		2:11.039	38.798	56.934	35.307	250.5	25:56.677
11		2:11.490	39.233		7:09.164	245.4	28:14.607	11		2:11.608	38.898		2:46.915	250.0	28:08.285
12		2:11.522	38.925	57.095	35.502	248.2	30:26.129	12		2:11.455	39.232	56.823	35.400	245.4	30:19.740
13		2:13.592	39.635		2:49.094	236.8	32:39.721	13		2:12.669	38.887	58.384	35.398	249.4	32:32.409
14		2:12.273	38.933		5:01.367	243.2	34:51.994	14		2:11.486	38.781	57.158	35.547	251.7	34:43.895
15		2:12.529	39.338		7:13.896	241.6	37:04.523	15		2:13.366	39.109	57.364	36.893	244.8	36:57.261

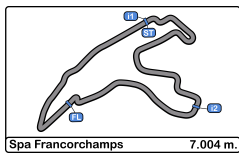
6 Ido Cohen Dallara F320 Spiess **15** Sebastian Estner Dallara F320 HWA
R Carlin R Van Amersfoort Racing

Lap	D	Time	Sector 1	Sector 2	Sector 3	T. Spd	Elapsed	Lap	D	Time	Sector 1	Sector 2	Sector 3	T. Spd	Elapsed
1		2:16.751	41.874	59.569	35.308	254.1	2:16.751	1		2:17.541	42.305	59.630	35.606	251.7	2:17.541
2		2:12.271	38.970	58.140	35.161	247.7	4:29.022	2		2:12.149	38.336	58.561	35.252	254.7	4:29.690
3		2:16.872	38.520		2:52.033	254.1	6:45.894	3		2:17.626	38.808	57.411	41.407	250.0	6:47.316
4		4:32.149	1:14.044	2:04.041	1:14.064	83.1	11:18.043	4		4:32.177	1:13.573	2:04.359	1:14.245	85.5	11:19.493
5		3:40.543	1:08.484	1:32.926	59.133	98.9	14:58.586	5		3:39.363	1:09.003	1:31.952	58.408	132.6	14:58.856
6		2:12.974	38.938		3:12.107	252.3	17:11.560	6		2:13.193	38.848	58.713	35.632	257.7	17:12.049
7		2:11.013	38.737		5:23.120	252.3	19:22.573	7		2:15.799	38.603	1:00.953	36.243	255.3	19:27.848
8		2:11.117	38.642		7:34.237	253.5	21:33.690	8		2:12.745	38.924	58.266	35.555	252.3	21:40.593
9		2:11.146	38.724		9:45.383	253.5	23:44.836	9		2:12.879	39.105	58.316	35.458	246.5	23:53.472
10		2:11.010	38.691		11:56.393	252.3	25:55.846	10		2:13.172	39.157	58.554	35.461	246.5	26:06.644
11		2:11.102	38.706		14:07.495	253.5	28:06.948	11		2:12.283	38.996	57.610	35.677	251.1	28:18.927
12		2:11.692	38.621		16:19.187	254.1	30:18.640	12		2:11.512	39.024	56.951	35.537	248.2	30:30.439
13		2:13.298	39.371		18:32.485	241.6	32:31.938	13		2:13.539	39.704	58.248	35.587	237.8	32:43.978
14		2:12.756	39.212		20:45.241	246.0	34:44.694	14		2:12.224	39.183	57.366	35.675	245.4	34:56.202
15		2:12.513	38.488		22:57.754	258.3	36:57.207	15		2:12.547	39.102	57.755	35.690	246.0	37:08.749

8 Benjamin Pedersen Dallara F320 HWA **16** Andreas Estner Dallara F320 HWA
R Double R R Van Amersfoort Racing

Lap	D	Time	Sector 1	Sector 2	Sector 3	T. Spd	Elapsed	Lap	D	Time	Sector 1	Sector 2	Sector 3	T. Spd	Elapsed
1		2:19.148	42.720	1:01.100	35.328	254.7	2:19.148	1		2:18.811	42.845	1:00.533	35.433	254.1	2:18.811
2		2:13.806	38.549	59.416	35.841	258.3	4:32.954	2		2:12.730	38.472	58.939	35.319	255.9	4:31.541
3		2:17.851	39.104	57.851	40.896	248.8	6:50.805	3		2:17.954	38.898	56.946	42.110	250.0	6:49.495
4		4:31.438	1:13.572	2:03.588	1:14.278	109.0	11:22.243	4		4:31.469	1:14.077	2:02.982	1:14.410	91.9	11:20.964
5		3:37.765	1:10.234	1:29.759	57.772	151.0	15:00.008	5		3:38.592	1:09.900	1:30.840	57.852	133.0	14:59.556
6		2:14.611	38.927	59.864	35.820	255.3	17:14.619	6		2:13.331	38.869	59.000	35.462	257.1	17:12.887
7		2:12.719	38.552	59.033	35.134	252.9	19:27.338	7		2:11.705	38.860	57.499	35.346	251.1	19:24.592
8		2:11.231	38.969	57.073	35.189	250.0	21:38.569	8		2:11.805	38.859		2:47.151	250.0	21:36.397
9		2:11.545	38.862	57.541	35.142	255.9	23:50.114	9		2:11.678	39.069	57.029	35.580	247.1	23:48.075
10		2:10.920	38.524	57.026	35.370	253.5	26:01.034	10		2:12.729	39.133	57.358	36.238	247.1	26:00.804
11		2:10.979	38.575	57.236	35.168	255.3	28:12.013	11		2:12.847	38.939		2:49.085	251.1	28:13.651
12		2:10.692	38.623	56.956	35.113	252.3	30:22.705	12		2:12.091	39.002	57.384	35.705	247.1	30:25.742
13		2:11.070	38.713	57.157	35.200	252.9	32:33.775	13		2:13.624	39.661	58.024	35.939	239.4	32:39.366
14		2:12.196	38.695	58.174	35.327	250.0	34:45.971	14		2:13.562	39.305	58.571	35.686	243.7	34:52.928
15		2:11.806	38.367	58.227	35.212	254.1	36:57.777	15		2:12.526	39.018	57.979	35.529	247.1	37:05.454





Spa Francorchamps
Euroformula Open
Race - 2
Lap Analysis



20

Yifei Ye

Dallara F320 Spiess

28

Cameron Das

Dallara F320 Spiess

Cryptotower Racing Team

Team Motopark

Lap	D	Time	Sector 1	Sector 2	Sector 3	T. Spd	Elapsed	Lap	D	Time	Sector 1	Sector 2	Sector 3	T. Spd	Elapsed
1		2:14.274	41.540	57.573	35.161	241.6	2:14.274	1		2:16.385	41.621	59.265	35.499	236.8	2:16.385
2		2:09.738	38.722	56.122	34.894	250.5	4:24.012	2		2:23.874 P	39.322	1:01.093	43.459	242.6	4:40.259
3		2:18.856	38.630	56.474	43.752	247.7	6:42.868	3		3:10.300	1:35.588	58.763	35.949	233.7	7:50.559
4		4:32.438	1:14.953	2:03.716	1:13.769	93.9	11:15.306	4		3:36.574	40.042	1:41.308	1:15.224	232.2	11:27.133
5		3:41.186	1:07.503	1:34.664	59.019	125.5	14:56.492	5		3:34.623	1:11.057	1:28.434	55.132	138.8	15:01.756
6		2:11.461	39.604	56.283	35.574	240.5	17:07.953	6		2:13.403	39.132	58.943	35.328	251.1	17:15.159
7		2:11.277	39.361	56.893	35.023	242.6	19:19.230	7		2:12.898	38.560	58.937	35.401	251.7	19:28.057
8		2:09.832	38.700	56.189	34.943	251.1	21:29.062	8		2:10.866	38.580	57.130	35.156	255.3	21:38.923
9		2:09.970	38.848	56.036	35.086	250.0	23:39.032	9		2:10.184	38.424		2:45.340	248.8	23:49.107
10		2:09.986	38.625	56.023	35.338	246.0	25:49.018	10		2:11.096	38.766	57.073	35.257	251.1	26:00.203
11		2:11.228	39.249	56.895	35.084	242.6	28:00.246	11		2:10.617	39.046		2:45.874	246.0	28:10.820
12		2:10.793	38.761	56.377	35.655	250.5	30:11.039	12		2:10.720	38.966		4:56.594	247.1	30:21.540
13		2:47.555	1:09.836	1:01.151	36.568	192.8	32:58.594	13		2:11.262	39.155		7:07.856	245.4	32:32.802
14		2:18.541	40.045	1:00.360	38.136	241.0	35:17.135	14		2:12.297	38.471		9:20.153	251.7	34:45.099
15		2:28.690	41.787	1:04.085	42.818	219.9	37:45.825	15		2:12.213	38.190		11:32.366	250.0	36:57.312

25

Alexandre Bardinon

Dallara F320 HWA

31

Zane Maloney

Dallara F320 Spiess

Van Amersfoort Racing

R

Carlin

Lap	D	Time	Sector 1	Sector 2	Sector 3	T. Spd	Elapsed	Lap	D	Time	Sector 1	Sector 2	Sector 3	T. Spd	Elapsed
1		2:21.275	44.965	1:00.641	35.669	233.2	2:21.275	1		2:17.273	42.819	59.578	34.876	250.0	2:17.273
2		2:14.023	38.835	59.584	35.604	254.7	4:35.298	2			38.507			257.1	
3		2:17.776	38.799	59.024	39.953	252.9	6:53.074								
4		4:33.143	1:15.185	2:02.987	1:14.971	115.0	11:26.217								
5		3:35.276	1:11.143	1:28.283	55.850	135.8	15:01.493								
6		2:14.715	39.974	59.098	35.643	254.1	17:16.208								
7		2:14.534	38.775	59.699	36.060	233.7	19:30.742								
8		2:12.253	38.879	58.015	35.359	252.9	21:42.995								
9		2:12.437	38.943		2:47.796	252.3	23:55.432								
10		2:13.043	38.983		5:00.839	251.7	26:08.475								
11		2:12.901	38.987		7:13.740	251.1	28:21.376								
12		2:12.697	39.096		9:26.437	250.0	30:34.073								
13		2:13.594	39.147		11:40.031	249.4	32:47.667								
14		2:12.722	38.969		13:52.753	248.8	35:00.389								
15		2:13.344	39.085		16:06.097	249.4	37:13.733								

26

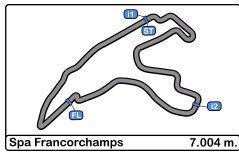
Louis Foster

Dallara F320 HWA

Double R

Lap	D	Time	Sector 1	Sector 2	Sector 3	T. Spd	Elapsed	Lap	D	Time	Sector 1	Sector 2	Sector 3	T. Spd	Elapsed
1		2:16.217	41.546	58.972	35.699	227.8	2:16.217								
2		2:11.723	39.411	57.048	35.264	246.5	4:27.940								
3		2:17.582	38.934	56.756	41.892	247.1	6:45.522								
4		4:32.030	1:13.924	2:03.935	1:14.171	82.0	11:17.552								
5		3:39.996	1:08.034	1:33.271	58.691	129.4	14:57.548								
6		2:12.262	39.238		3:10.953	244.8	17:09.810								
7		2:11.384	38.792		5:22.337	250.5	19:21.194								
8		2:11.140	38.887		7:33.477	249.4	21:32.334								
9		2:11.288	38.942		9:44.765	248.8	23:43.622								
10		2:11.091	39.006		11:55.856	247.1	25:54.713								
11		2:11.144	39.112		14:07.000	246.5	28:05.857								
12		2:11.667	39.204		16:18.667	246.5	30:17.524								
13		2:12.192	39.077		18:30.859	246.5	32:29.716								
14		2:12.042	39.199	57.357	35.486	244.3	34:41.758								
15		2:12.610	39.283	57.824	35.503	245.4	36:54.368								





Spa Francorchamps
Euroformula Open
Race - 2
Lap Analysis



69

Lukas Dunner

Dallara F320 Spiess

Cryptotower Racing Team

Lap	D	Time	Sector 1	Sector 2	Sector 3	T. Spd	Elapsed
1		2:13.478	41.423		2:13.478	241.6	2:13.478
2		2:09.985	39.236		4:23.463	243.2	4:23.463
3		2:20.277	39.173		6:43.740	241.6	6:43.740
4		4:32.260	1:14.868	2:03.558	1:13.834	91.2	11:16.000
5		3:41.215	1:07.223	1:34.728	59.264	122.3	14:57.215
6		2:11.143	39.399		3:10.407	245.4	17:08.358
7		2:10.173	38.902		5:20.580	244.3	19:18.531
8		2:09.755	39.166		7:30.335	243.2	21:28.286
9		2:10.233	39.256		9:40.568	242.6	23:38.519
10		2:10.908	39.207		11:51.476	233.7	25:49.427
11		2:10.073	38.782		14:01.549	245.4	27:59.500
12		2:11.186	39.225		16:12.735	242.6	30:10.686
13		3:12.139 P	39.547	1:26.760	1:05.832	234.7	33:22.825
14		2:57.837	1:23.538	58.605	35.694	240.5	36:20.662
15		2:11.621	39.346	56.741	35.534	243.7	38:32.283

99

Rui Andrade

Dallara F320 Spiess

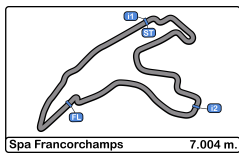
Cryptotower Racing Team

Lap	D	Time	Sector 1	Sector 2	Sector 3	T. Spd	Elapsed
1		2:19.818	44.552	59.912	35.354	247.7	2:19.818
2		2:13.512	38.628	59.357	35.527	255.9	4:33.330
3		2:19.195	38.938	59.443	40.814	251.7	6:52.525
4		4:32.794	1:14.047	2:03.707	1:15.040	115.5	11:25.319
5		3:35.689	1:10.010	1:29.014	56.665	149.5	15:01.008
6		2:14.500	38.790	59.796	35.914	252.3	17:15.508
7		2:13.493	38.803		2:49.407	253.5	19:29.001
8		2:12.407	38.448	58.596	35.363	255.3	21:41.408
9		2:12.647	38.711		2:48.010	254.1	23:54.055
10		2:11.636	38.609		4:59.646	251.7	26:05.691
11		2:11.513	39.009		7:11.159	247.7	28:17.204
12		2:11.415	38.938		9:22.574	247.7	30:28.619
13		2:12.187	39.005		11:34.761	247.7	32:40.806
14		2:12.596	38.801		13:47.357	249.4	34:53.402
15		2:12.697	38.617		16:00.054	254.7	37:06.099



CIRCUIT DE SPA FRANCORCHAMPS





Spa Francorchamps
Euroformula Open
Race - 2
Analysis by Lap



Num Lap Time Gap

Lap 1

69	2:13.478	
20	2:14.274	00.796
26	2:16.217	02.739
28	2:16.385	02.907
6	2:16.751	03.273
31	2:17.273	03.795
15	2:17.541	04.063
12	2:17.940	04.462
16	2:18.811	05.333
8	2:19.148	05.670
33	2:19.524	06.046
99	2:19.818	06.340
4	2:20.284	06.806
25	2:21.275	07.797

Num Lap Time Gap

Lap 2

69	2:09.985	
20	2:09.738	00.549
26	2:11.723	04.477
6	2:12.271	05.559
15	2:12.149	06.227
12	2:12.669	07.146
16	2:12.730	08.078
33	2:13.269	09.330
8	2:13.806	09.491
99	2:13.512	09.867
4	2:13.563	10.384
25	2:14.023	11.835
28	2:23.874	16.796

Num Lap Time Gap

Lap 3

20	2:18.856	
69	2:20.277	00.872
26	2:17.582	02.654
6	2:16.872	03.026
15	2:17.626	04.448
12	2:17.432	05.173
16	2:17.954	06.627
8	2:17.851	07.937

Num Lap Time Gap

Lap 4

33	2:18.575	08.500
4	2:18.054	09.033
99	2:19.195	09.657
25	2:17.776	10.206
28	3:10.300	1:07.691

Num Lap Time Gap

Lap 5

20	4:32.438	
69	4:32.260	00.694
26	4:32.030	02.246
6	4:32.149	02.737
15	4:32.177	04.187
12	4:31.952	04.687
16	4:31.469	05.658
8	4:31.438	06.937
33	4:31.887	07.949
4	4:32.983	09.578
99	4:32.794	10.013
25	4:33.143	10.911
28	3:36.574	11.827

Num Lap Time Gap

Lap 6

20	3:41.186	
69	3:41.215	00.723
26	3:39.996	01.056
6	3:40.543	02.094
15	3:39.363	02.364
12	3:39.276	02.777
16	3:38.592	03.064
8	3:37.765	03.516
33	3:36.878	03.641
4	3:35.597	03.989
99	3:35.689	04.516
25	3:35.276	05.001
28	3:34.623	05.264

Num Lap Time Gap

Num Lap Time Gap

Lap 7

6	2:12.974	03.607
15	2:13.193	04.096
12	2:13.048	04.364
16	2:13.331	04.934
33	2:13.688	05.868
8	2:14.611	06.666
4	2:14.320	06.848
28	2:13.403	07.206
99	2:14.500	07.555
25	2:14.715	08.255

Num Lap Time Gap

Lap 8

69	2:10.173	
20	2:11.277	00.699
26	2:11.384	02.663
6	2:11.013	04.042
12	2:11.027	04.813
16	2:11.705	06.061
8	2:12.719	08.807
15	2:15.799	09.317
28	2:12.898	09.526
4	2:13.686	09.956
99	2:13.493	10.470
25	2:14.534	12.211
33	2:17.671	12.961

Num Lap Time Gap

Lap 9

69	2:10.233	
20	2:09.970	00.513
26	2:11.288	05.103
6	2:11.146	06.317
12	2:11.259	07.119
16	2:11.678	09.556
28	2:10.184	10.588
8	2:11.545	11.595
4	2:10.957	13.363
15	2:12.879	14.953
99	2:12.647	15.536
25	2:12.437	16.913
33	2:26.772	33.041

Num Lap Time Gap

Num Lap Time Gap

Lap 10

20	2:09.986	
69	2:10.908	00.409
26	2:11.091	05.695
6	2:11.010	06.828
12	2:11.039	07.659
28	2:11.096	11.185
16	2:12.729	11.786
8	2:10.920	12.016
4	2:11.235	14.099
99	2:11.636	16.673
15	2:13.172	17.626
25	2:13.043	19.457
33	3:12.400	1:34.942

Num Lap Time Gap

Lap 11

69	2:10.073	
20	2:11.228	00.746
26	2:11.144	06.357
6	2:11.102	07.448
12	2:11.608	08.785
28	2:10.617	11.320
8	2:10.979	12.513
16	2:12.847	14.151
4	2:11.490	15.107

Num Lap Time Gap

Lap 12

99	2:11.513	17.704
15	2:12.283	19.427
25	2:12.901	21.876
33	2:11.791	1:36.251

Num Lap Time Gap

Num Lap Time Gap

Lap 13

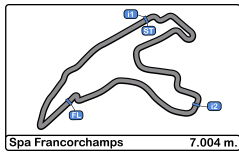
69	2:11.186	
20	2:10.793	00.353
26	2:11.667	06.838
6	2:11.692	07.954
12	2:11.455	09.054
28	2:10.720	10.854
8	2:10.692	12.019
16	2:12.091	15.056
4	2:11.522	15.443
99	2:11.415	17.933
15	2:11.512	19.753
25	2:12.697	23.387
33	2:11.271	1:36.336

Num Lap Time Gap

Lap 14

26	2:12.192	
6	2:13.298	02.222
12	2:12.669	02.693
28	2:11.262	03.086
8	2:11.070	04.059
16	2:13.624	09.650
4	2:13.592	10.005
99	2:12.187	11.090
15	2:13.539	14.262
25	2:13.594	17.951
20	2:47.555	28.878
69	3:12.139	53.109
33	2:11.063	1:28.369





Spa Francorchamps
Euroformula Open
Race - 2
Analysis by Lap



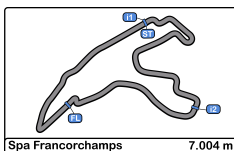
Num	Lap Time	Gap
8	2:12.196	04.213
4	2:12.273	10.236
16	2:13.562	11.170
99	2:12.596	11.644
15	2:12.224	14.444
25	2:12.722	18.631
20	2:18.541	35.377
33	2:11.175	1:27.502
69	2:57.837	1:38.904

Num	Lap Time	Gap
-----	----------	-----

Lap 15

26	2:12.610	
6	2:12.513	02.839
12	2:13.366	02.893
28	2:12.213	02.944
8	2:11.806	03.409
4	2:12.529	10.155
16	2:12.526	11.086
99	2:12.697	11.731
15	2:12.547	14.381
25	2:13.344	19.365
20	2:28.690	51.457
33	2:10.816	1:25.708
69	2:11.621	1:37.915



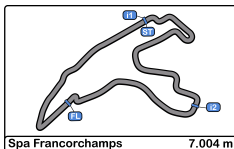


Spa Francorchamps
Euroformula Open
Race - 2
Best Sectors Results



Sector - 1				Sector - 2				Sector - 3				Ideal Lap vs Best Lap				
Clas	Nº	Driver	Time	Nº	Driver	Time	Nº	Driver	Time	Clas	Nº	Driver	Ideal Lap	Best Lap	Clas	
1	28	Cameron Das	38.190	20	Yifei Ye	56.023	31	Zane Maloney	34.876	1	20	Yifei Ye	2:09.542	2:09.738	1	
2	15	Sebastian Estner	38.336	33	Manuel Maldonado	56.256	20	Yifei Ye	34.894	2	33	Manuel Maldonado	2:10.079	2:10.816	5	
3	8	Benjamin Pedersen	38.367	69	Lukas Dunner	56.741	12	Glenn Van Berlo	35.107	3	12	Glenn Van Berlo	2:10.338	2:11.027	8	
4	12	Glenn Van Berlo	38.408	26	Louis Foster	56.756	8	Benjamin Pedersen	35.113	4	28	Cameron Das	2:10.419	2:10.184	3	
5	99	Rui Andrade	38.448	12	Glenn Van Berlo	56.823	28	Cameron Das	35.156	5	8	Benjamin Pedersen	2:10.436	2:10.692	4	
6	33	Manuel Maldonado	38.457	16	Andreas Estner	56.946	6	Ido Cohen	35.161	6	15	Sebastian Estner	2:10.539	2:11.512	11	
7	16	Andreas Estner	38.472	15	Sebastian Estner	56.951	15	Sebastian Estner	35.252	7	16	Andreas Estner	2:10.737	2:11.678	12	
8	6	Ido Cohen	38.488	8	Benjamin Pedersen	56.956	26	Louis Foster	35.264	8	26	Louis Foster	2:10.812	2:11.091	9	
9	4	Niklas Krütten	38.493	28	Cameron Das	57.073	16	Andreas Estner	35.319	9	4	Niklas Krütten	2:10.988	2:10.957	6	
10	31	Zane Maloney	38.507	4	Niklas Krütten	57.095	99	Rui Andrade	35.354	10	69	Lukas Dunner	2:11.057	2:09.755	2	
11	20	Yifei Ye	38.625	25	Alexandre Bardinon	58.015	25	Alexandre Bardinon	35.359	11	6	Ido Cohen	2:11.789	2:11.010	7	
12	25	Alexandre Bardinon	38.775	6	Ido Cohen	58.140	33	Manuel Maldonado	35.366	12	25	Alexandre Bardinon	2:12.149	2:12.253	13	
13	69	Lukas Dunner	38.782	99	Rui Andrade	58.596	4	Niklas Krütten	35.400	13	99	Rui Andrade	2:12.398	2:11.415	10	
14	26	Louis Foster	38.792	31	Zane Maloney	59.578	69	Lukas Dunner	35.534	14	31	Zane Maloney	2:12.961	2:17.273	14	



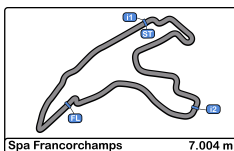


Spa Francorchamps
Euroformula Open
Race - 2
Leader Sequence



Nº	Entrant	Nat	Driver	Nat	Cat	Chassis	Team	Start Lap	End Lap	Laps	Total Laps
69	Cryptotower Racing	JPN	Lukas Dunner	AUT	AUT	Dallara F320 Spiess	Cryptotower Racing	1	2	2	2
20	Cryptotower Racing	JPN	Yifei Ye	CHN	CHN	Dallara F320 Spiess	Cryptotower Racing	3	6	4	4
69	Cryptotower Racing	JPN	Lukas Dunner	AUT	AUT	Dallara F320 Spiess	Cryptotower Racing	7	9	3	5
20	Cryptotower Racing	JPN	Yifei Ye	CHN	CHN	Dallara F320 Spiess	Cryptotower Racing	10	10	1	5
69	Cryptotower Racing	JPN	Lukas Dunner	AUT	AUT	Dallara F320 Spiess	Cryptotower Racing	11	12	2	7
26	Double R	GBR	Louis Foster	GBR	GBR	Dallara F320 HWA	Double R	13	15	3	3



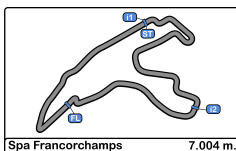


Spa Francorchamps
Euroformula Open
Race - 2
Best 5 Lap Times



Cls	Nº	Entrant	Nat	Driver	Nat	Cat	Cls	Chassis - Engine	Team	Best 1		Best 2		Best 3		Best 4		Best 5	
										Time	Lap	Time	Lap	Time	Lap	Time	Lap	Time	Lap
1	20	Cryptotower Racing		Yifei Ye				Dallara F320 Spiess	Cryptotower Racing	2:09.738	2	2:09.832	8	2:09.970	9	2:09.986	10	2:10.793	12
2	69	Cryptotower Racing		Lukas Dunner				Dallara F320 Spiess	Cryptotower Racing	2:09.755	8	2:09.985	2	2:10.073	11	2:10.173	7	2:10.233	9
3	28	Team Motopark		Cameron Das				Dallara F320 Spiess	Team Motopark	2:10.184	9	2:10.617	11	2:10.720	12	2:10.866	8	2:11.096	10
4	8	Double R		Benjamin Pedersen				Dallara F320 HWA	Double R	2:10.692	12	2:10.920	10	2:10.979	11	2:11.070	13	2:11.231	8
5	33	Team Motopark		Manuel Maldonado				Dallara F320 Spiess	Team Motopark	2:10.816	15	2:11.063	13	2:11.175	14	2:11.271	12	2:11.791	11
6	4	Team Motopark		Niklas Krütten		R	1	Dallara F320 Spiess	Team Motopark	2:10.957	9	2:11.235	10	2:11.490	11	2:11.522	12	2:12.273	14
7	6	Carlin		Ido Cohen				Dallara F320 Spiess	Carlin	2:11.010	10	2:11.013	7	2:11.102	11	2:11.117	8	2:11.146	9
8	12	DRIVEX		Glenn Van Berlo		R	2	Dallara F320 HWA	DRIVEX	2:11.027	7	2:11.035	8	2:11.039	10	2:11.259	9	2:11.455	12
9	26	Double R		Louis Foster				Dallara F320 HWA	Double R	2:11.091	10	2:11.140	8	2:11.144	11	2:11.288	9	2:11.384	7
10	99	Cryptotower Racing		Rui Andrade				Dallara F320 Spiess	Cryptotower Racing	2:11.415	12	2:11.513	11	2:11.636	10	2:12.187	13	2:12.407	8
11	15	Van Amersfoort Racing		Sebastian Estner		R	3	Dallara F320 HWA	Van Amersfoort Racing	2:11.512	12	2:12.149	2	2:12.224	14	2:12.283	11	2:12.547	15
12	16	Van Amersfoort Racing		Andreas Estner				Dallara F320 HWA	Van Amersfoort Racing	2:11.678	9	2:11.705	7	2:11.805	8	2:12.091	12	2:12.526	15
13	25	Van Amersfoort Racing		Alexandre Bardinon				Dallara F320 HWA	Van Amersfoort Racing	2:12.253	8	2:12.437	9	2:12.697	12	2:12.722	14	2:12.901	11
14	31	Carlin		Zane Maloney		R	4	Dallara F320 Spiess	Carlin	2:17.273	1								



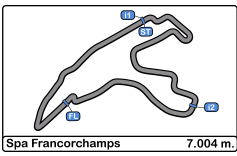


Spa Francorchamps
Euroformula Open
Race - 2
Best 5 Top Speeds



Cls	Nº	Entrant	Nat	Driver	Nat	Cat	Cls	Chassis - Engine	Team	Top 1		Top 2		Top 3		Top 4		Top 5		Avg
										Km/h	Lap	Km/h	Lap	Km/h	Lap	Km/h	Lap	Km/h	Lap	
1	6	Carlin	GBR	Ido Cohen	ISR			Dallara F320 Spiess	Carlin	258.3	15	254.1	1	254.1	3	254.1	12	253.5	8	254.8
2	8	Double R	GBR	Benjamin Pedersen	USA			Dallara F320 HWA	Double R	258.3	2	255.9	9	255.3	6	255.3	11	254.7	1	255.9
3	15	Van Amersfoort Racing	NLD	Sebastian Estner	DEU	R	1	Dallara F320 HWA	Van Amersfoort Racing	257.7	6	255.3	7	254.7	2	252.3	8	251.7	1	254.3
4	12	DRIVEX	ESP	Glenn Van Berlo	NLD	R	2	Dallara F320 HWA	DRIVEX	257.1	7	254.1	6	254.1	9	252.3	2	251.7	8	253.8
5	16	Van Amersfoort Racing	NLD	Andreas Estner	DEU			Dallara F320 HWA	Van Amersfoort Racing	257.1	6	255.9	2	254.1	1	251.1	7	251.1	11	253.9
6	31	Carlin	GBR	Zane Maloney	BRB	R	3	Dallara F320 Spiess	Carlin	257.1	2	250.0	1							253.5
7	99	Cryptotower Racing	JPN	Rui Andrade	AGO			Dallara F320 Spiess	Cryptotower Racing	255.9	2	255.3	8	254.7	15	254.1	9	253.5	7	254.7
8	28	Team Motopark	DEU	Cameron Das	USA			Dallara F320 Spiess	Team Motopark	255.3	8	251.7	7	251.7	14	251.1	6	251.1	10	252.2
9	4	Team Motopark	DEU	Niklas Krütten	DEU	R	4	Dallara F320 Spiess	Team Motopark	254.7	6	253.5	3	252.9	2	250.5	8	248.2	12	252.0
10	25	Van Amersfoort Racing	NLD	Alexandre Bardinon	FRA			Dallara F320 HWA	Van Amersfoort Racing	254.7	2	254.1	6	252.9	3	252.9	8	252.3	9	253.4
11	33	Team Motopark	DEU	Manuel Maldonado	VEN			Dallara F320 Spiess	Team Motopark	254.1	1	252.9	3	248.8	2	248.8	6	243.2	14	249.5
12	20	Cryptotower Racing	JPN	Yifei Ye	CHN			Dallara F320 Spiess	Cryptotower Racing	251.1	8	250.5	2	250.5	12	250.0	9	247.7	3	250.0
13	26	Double R	GBR	Louis Foster	GBR			Dallara F320 HWA	Double R	250.5	7	249.4	8	248.8	9	247.1	3	247.1	10	248.6
14	69	Cryptotower Racing	JPN	Lukas Dunner	AUT			Dallara F320 Spiess	Cryptotower Racing	245.4	6	245.4	11	244.3	7	243.7	15	243.2	2	244.4



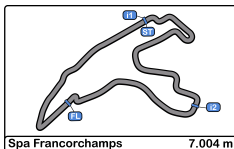


Spa Francorchamps
Euroformula Open
Race - 2
Fastest Laps Sequence



Lap	Time of Day	Session Time	Nº	Entrant	Nat	Driver	Nat	Cat	Chassis - Engine	Team	Time	Km/h
2	11:28:17.183	4:23.183	69	Cryptotower Racing Team		Lukas Dunner		AUT	Dallara F320 Spiess	Cryptotower Racing Team	2:09.985	193.9
2	11:28:17.732	4:23.732	20	Cryptotower Racing Team		Yifei Ye		CHN	Dallara F320 Spiess	Cryptotower Racing Team	2:09.738	194.3



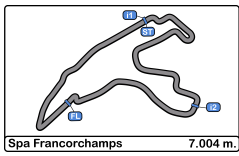


Spa Francorchamps
Euroformula Open
Race - 2
Event Best Maximum Speed



Nº	Entrant	Nat	Driver	Nat	Cat	Clas	Chassis - Engine	Team	Km/h	Session
15	Van Amersfoort Racing		NLD Sebastian Estner		DEU R	1	Dallara F320 HWA	Van Amersfoort Racing	259.6	Race - 1
31	Carlin		GBR Zane Maloney		BRB R	2	Dallara F320 Spiess	Carlin	258.9	Race - 1
16	Van Amersfoort Racing		NLD Andreas Estner		DEU		Dallara F320 HWA	Van Amersfoort Racing	258.3	Race - 1
6	Carlin		GBR Ido Cohen		ISR		Dallara F320 Spiess	Carlin	258.3	Race - 1
8	Double R		GBR Benjamin Pedersen		USA		Dallara F320 HWA	Double R	258.3	Race - 2
26	Double R		GBR Louis Foster		GBR		Dallara F320 HWA	Double R	257.1	Qualifying - 3
12	DRIVEX		ESP Glenn Van Berlo		NLD R	3	Dallara F320 HWA	DRIVEX	257.1	Race - 2
28	Team Motopark		DEU Cameron Das		USA		Dallara F320 Spiess	Team Motopark	256.5	Race - 1
99	Cryptotower Racing Team		JPN Rui Andrade		AGO		Dallara F320 Spiess	Cryptotower Racing Team	255.9	Race - 2
33	Team Motopark		DEU Manuel Maldonado		VEN		Dallara F320 Spiess	Team Motopark	255.3	Race - 1
25	Van Amersfoort Racing		NLD Alexandre Bardinon		FRA		Dallara F320 HWA	Van Amersfoort Racing	254.7	Race - 2
4	Team Motopark		DEU Niklas Krütten		DEU R	4	Dallara F320 Spiess	Team Motopark	254.7	Race - 2
34	DRIVEX		ESP Matthias Lüthen		DEU R	5	Dallara F320 HWA	DRIVEX	252.3	Qualifying - 1
69	Cryptotower Racing Team		JPN Lukas Dunner		AUT		Dallara F320 Spiess	Cryptotower Racing Team	251.7	Race - 1
20	Cryptotower Racing Team		JPN Yifei Ye		CHN		Dallara F320 Spiess	Cryptotower Racing Team	251.1	Race - 2





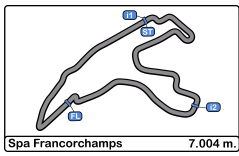
Spa Francorchamps
Euroformula Open
Race - 2
Lap Chart



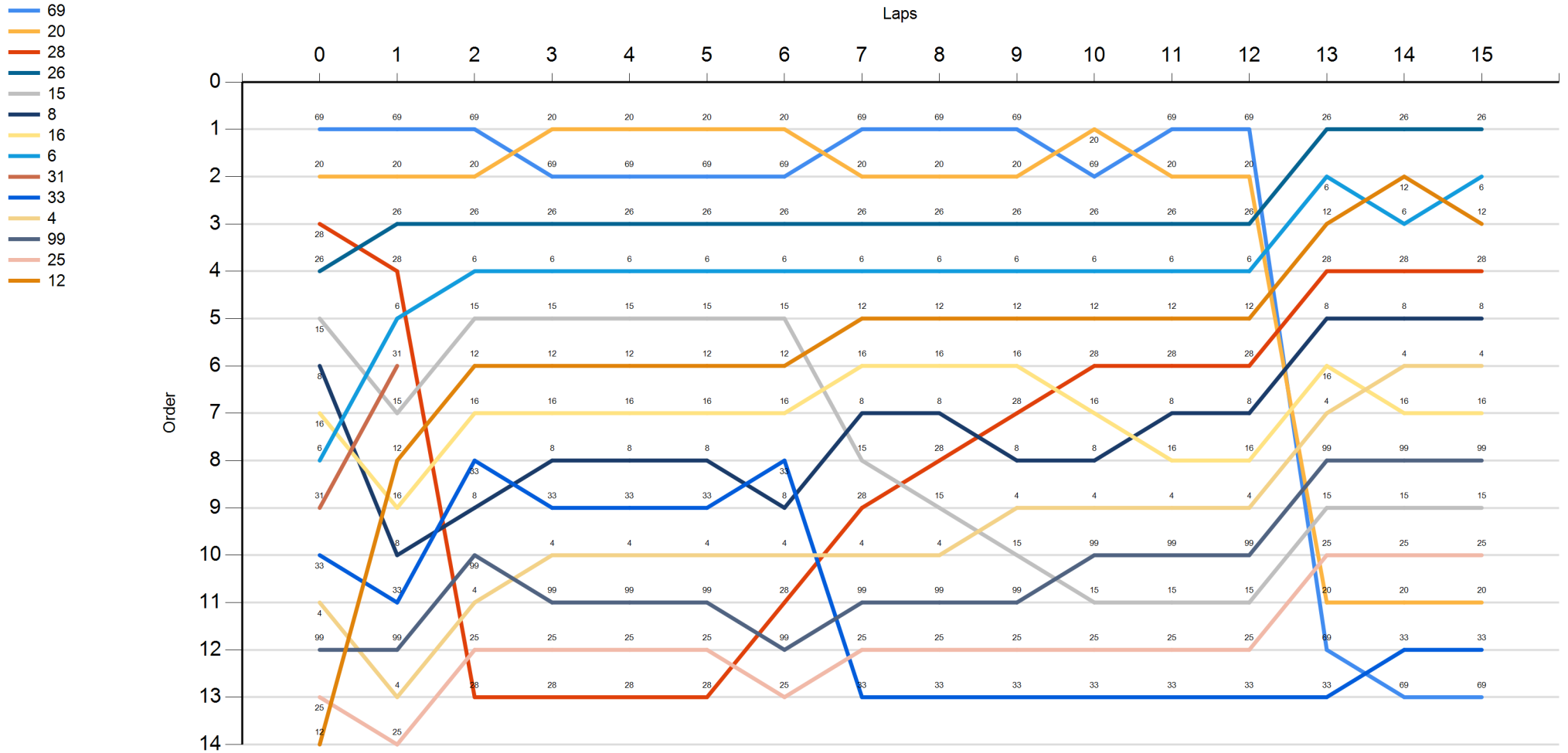
LAP

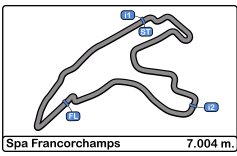
Nr	Po	Grid	1	2	3	4	5	6	7	8	9	10	11	12	13	14	15
69	1	69	69	69	20	20	20	20	69	69	69	20	69	69	26	26	26
20	2	20	20	20	69	69	69	69	20	20	20	69	20	20	6	12	6
28	3	28	26	26	26	26	26	26	26	26	26	26	26	26	12	6	12
26	4	26	28	6	6	6	6	6	6	6	6	6	6	6	28	28	28
15	5	15	6	15	15	15	15	15	12	12	12	12	12	12	8	8	8
8	6	8	31	12	12	12	12	12	16	16	16	28	28	28	16	4	4
16	7	16	15	16	16	16	16	16	8	8	28	16	8	8	4	16	16
6	8	6	12	33	8	8	8	33	15	28	8	8	16	16	99	99	99
31	9	31	16	8	33	33	33	8	28	15	4	4	4	4	15	15	15
33	10	33	8	99	4	4	4	4	4	4	15	99	99	99	25	25	25
4	11	4	33	4	99	99	99	28	99	99	99	15	15	15	20	20	20
99	12	99	99	25	25	25	25	99	25	25	25	25	25	25	69	33	33
25	13	25	4	28	28	28	28	25	33	33	33	33	33	33	33	69	69
12	14	12	25														





Spa Francorchamps
Euroformula Open
Race - 2
Graphic Lap Chart



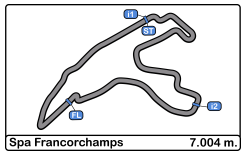


Spa Francorchamps
Euroformula Open
Race - 2
Pit Stop Analysis



Nr.	In Day Time	Entrant	Nat	Driver	Nat	Cat	Chassis - Engine	Team	In Time	Stop N°	Pit Time	Handicap	Penalty
28	11:28:28.576	Team Motopark		Cameron Das		US	Dallara F320 Spiess	Team Motopark	4:34.856	1	1:05.824		
33	11:47:59.898	Team Motopark		Manuel Maldonado		VE	Dallara F320 Spiess	Team Motopark	24:06.178	1	1:11.088		
69	11:57:10.287	Cryptotower Racing Te		Lukas Dunner		AUT	Dallara F320 Spiess	Cryptotower Racing Te	33:16.567	1	55.330		

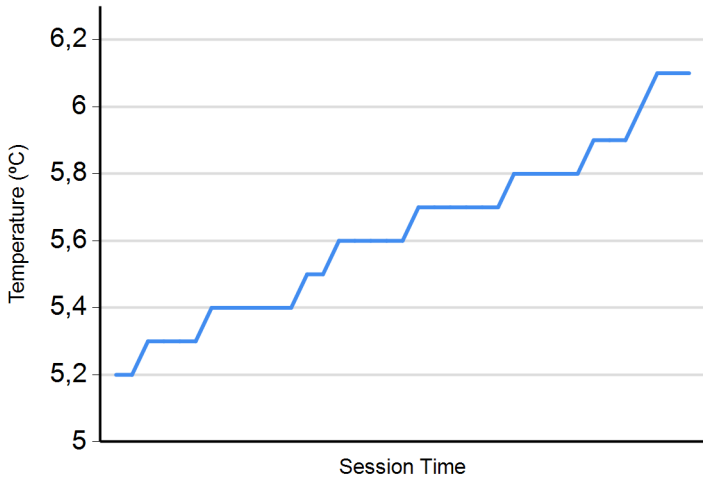




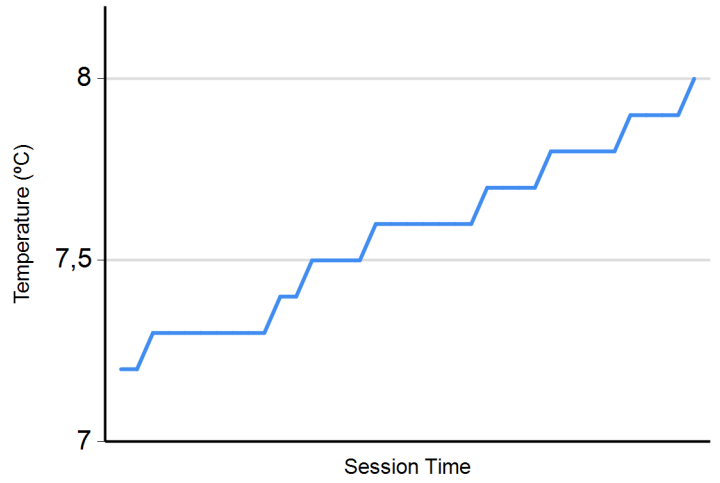
Spa Francorchamps
Euroformula Open
Race - 2
Weather Report



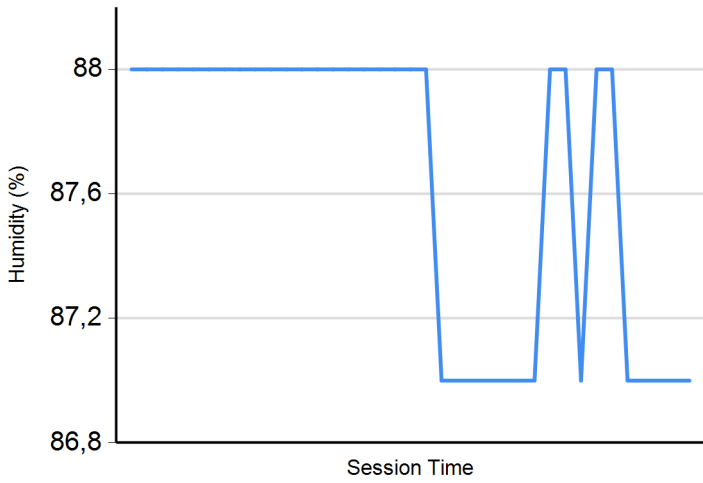
Air Temperature



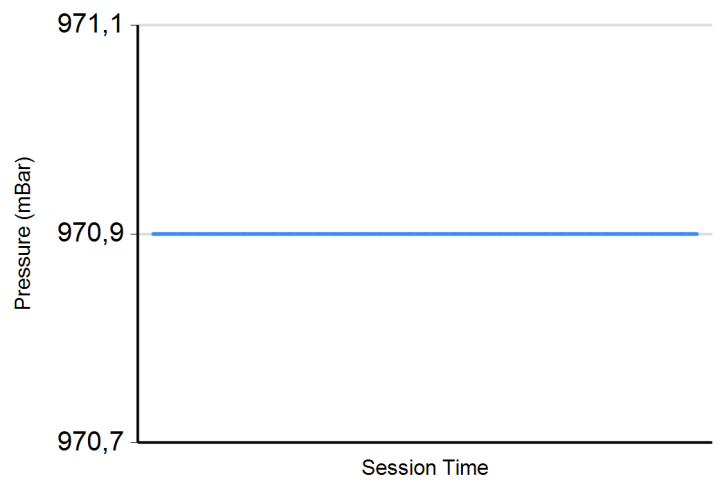
Track Temperature



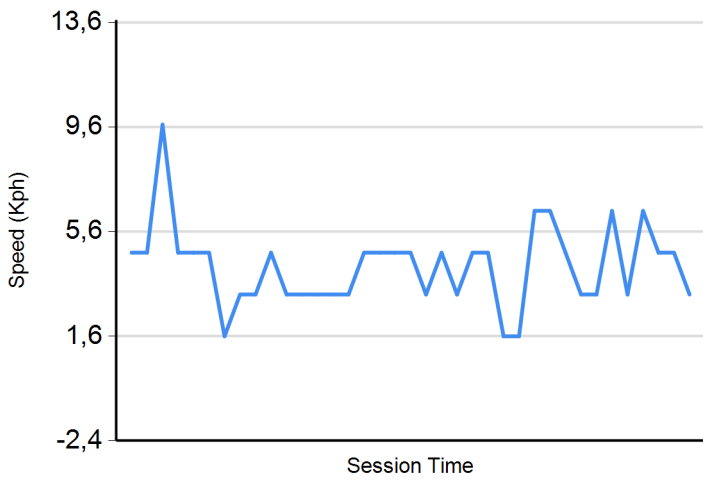
Humidity



Pressure



Wind Speed



Wind direction

North = 0°/360° Est = 90° South = 180° West = 270°

