

Spa Francorchamps  
Euroformula Open  
Race - 3  
Provisional Results



Cls	Nº	Entrant	Nat	Driver	Nat	Cat	Cls	Chassis - Engine	Team	Laps	Total Time	Gap	Interval	Km/h	Best	Time	Km/h
1	69	Cryptotower Racing Team	●	JPN Lukas Dunner	●	AUT		Dallara F320 Spiess	Cryptotower Racing Team	15	<b>34:53.969</b>			180.6	7	2:10.302	193.5
2	33	Team Motopark	●	DEU Manuel Maldonado	●	VEN		Dallara F320 Spiess	Team Motopark	15	<b>35:00.968</b>	6.999	6.999	180.0	11	2:11.142	192.2
3	20	Cryptotower Racing Team	●	JPN Yifei Ye	●	CHN		Dallara F320 Spiess	Cryptotower Racing Team	15	<b>35:04.860</b>	10.891	3.892	179.6	7	2:10.894	192.6
4	28	Team Motopark	●	DEU Cameron Das	●	USA		Dallara F320 Spiess	Team Motopark	15	<b>35:06.986</b>	13.017	2.126	179.5	7	2:10.765	192.8
5	4	Team Motopark	●	DEU Niklas Krütten	●	DEU R	1	Dallara F320 Spiess	Team Motopark	15	<b>35:12.497</b>	18.528	5.511	179.0	7	2:11.021	192.4
6	12	DRIVEX	●	ESP Glenn Van Berlo	●	NLD R	2	Dallara F320 HWA	DRIVEX	15	<b>35:15.101</b>	21.132	2.604	178.8	10	2:11.973	191.0
7	6	Carlin	●	GBR Ido Cohen	●	ISR		Dallara F320 Spiess	Carlin	15	<b>35:17.921</b>	23.952	2.820	178.5	8	2:11.621	191.5
8	16	Van Amersfoort Racing	●	NLD Andreas Estner	●	DEU		Dallara F320 HWA	Van Amersfoort Racing	15	<b>35:20.893</b>	26.924	2.972	178.3	6	2:12.083	190.8
9	15	Van Amersfoort Racing	●	NLD Sebastian Estner	●	DEU R	3	Dallara F320 HWA	Van Amersfoort Racing	15	<b>35:25.899</b>	31.930	5.006	177.9	9	2:12.150	190.8
10	99	Cryptotower Racing Team	●	JPN Rui Andrade	●	AGO		Dallara F320 Spiess	Cryptotower Racing Team	15	<b>35:27.282</b>	33.313	1.383	177.7	8	2:12.391	190.4
11	25	Van Amersfoort Racing	●	NLD Alexandre Bardinon	●	FRA		Dallara F320 HWA	Van Amersfoort Racing	15	<b>35:29.877</b>	35.908	2.595	177.5	14	2:12.267	190.6
12	31	Carlin	●	GBR Zane Maloney	●	BRB R	4	Dallara F320 Spiess	Carlin	15	<b>35:33.237</b>	39.268	3.360	177.2	7	2:12.616	190.1
<b>Not classified: (Requirements: 75% of number laps of leader = 12 Laps)</b>																	
	26	Double R	●	GBR Louis Foster	●	GBR		Dallara F320 HWA	Double R								
	8	Double R	●	GBR Benjamin Pedersen	●	USA		Dallara F320 HWA	Double R								

Fastest lap Lukas Dunner in 2:10.302 at 193.5 Km/h in lap 7

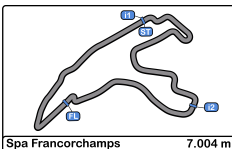
CAR #31 - 2 SECONDS TIME PENALTY ADDED TO RACE TIME - FORCING ANOTHER DRIVER OUT OF TRACK

Published at:.....

Track Temp: 10.5 °C Air Temp: 9.7 °C Humidity: 76 % Track Status: DRY

Stewards:	Race Director:	Timekeeper:
-----------	----------------	-------------





**Spa Francorchamps**  
**Euroformula Open**  
**Race - 3**  
**Provisional Results by Class**



Cls	Nº	Entrant	Nat	Driver	Nat	Cat	Cls	Chassis - Engine	Team	Laps	Total Time	Gap	Interval	Km/h	Best	Time	Km/h
1	69	Cryptotower Racing	●	JPN Lukas Dunner	●	AUT		Dallara F320 Spiess	Cryptotower Racing	15	<b>34:53.969</b>			180.6	7	2:10.302	193.5
2	33	Team Motopark	●	DEU Manuel Maldonado	●	VEN		Dallara F320 Spiess	Team Motopark	15	<b>35:00.968</b>	6.999	6.999	180.0	11	2:11.142	192.2
3	20	Cryptotower Racing	●	JPN Yifei Ye	●	CHN		Dallara F320 Spiess	Cryptotower Racing	15	<b>35:04.860</b>	10.891	3.892	179.6	7	2:10.894	192.6
4	28	Team Motopark	●	DEU Cameron Das	●	USA		Dallara F320 Spiess	Team Motopark	15	<b>35:06.986</b>	13.017	2.126	179.5	7	2:10.765	192.8
5	6	Carlin	●	GBR Ido Cohen	●	ISR		Dallara F320 Spiess	Carlin	15	<b>35:17.921</b>	23.952	10.935	178.5	8	2:11.621	191.5
6	16	Van Amersfoort	●	NLD Andreas Estner	●	DEU		Dallara F320 HWA	Van Amersfoort	15	<b>35:20.893</b>	26.924	2.972	178.3	6	2:12.083	190.8
7	99	Cryptotower Racing	●	JPN Rui Andrade	●	AGO		Dallara F320 Spiess	Cryptotower Racing	15	<b>35:27.282</b>	33.313	6.389	177.7	8	2:12.391	190.4
8	25	Van Amersfoort	●	NLD Alexandre Bardinon	●	FRA		Dallara F320 HWA	Van Amersfoort	15	<b>35:29.877</b>	35.908	2.595	177.5	14	2:12.267	190.6

**Not classified: (Requirements: 75% of number laps of leader = 12 Laps)**

26	Double R	●	GBR Louis Foster	●	GBR		Dallara F320 HWA	Double R
8	Double R	●	GBR Benjamin Pedersen	●	USA		Dallara F320 HWA	Double R

**Rookie**

1	4	Team Motopark	●	DEU Niklas Krütten	●	DEU	R 1	Dallara F320 Spiess	Team Motopark	15	<b>35:12.497</b>			179.0	7	2:11.021	192.4
2	12	DRIVEX	●	ESP Glenn Van Berlo	●	NLD	R 2	Dallara F320 HWA	DRIVEX	15	<b>35:15.101</b>	21.132	2.604	178.8	10	2:11.973	191.0
3	15	Van Amersfoort	●	NLD Sebastian Estner	●	DEU	R 3	Dallara F320 HWA	Van Amersfoort	15	<b>35:25.899</b>	31.930	10.798	177.9	9	2:12.150	190.8
4	31	Carlin	●	GBR Zane Maloney	●	BRE	R 4	Dallara F320 Spiess	Carlin	15	<b>35:33.237</b>	39.268	7.338	177.2	7	2:12.616	190.1

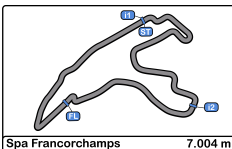
**Fastest lap Lukas Dunner in 2:10.302 at 193.5 Km/h in lap 7**

Published at:.....

Track Temp: **10.5 °C** Air Temp: **9.7 °C** Humidity: **76 %** Track Status: **DRY**

<b>Stewards:</b>	<b>Race Director:</b>	<b>Timekeeper:</b>
------------------	-----------------------	--------------------





Spa Francorchamps

Euroformula Open

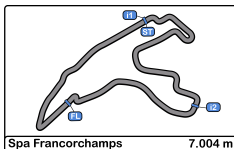
Race - 3

Provisional Classification by Driver Fastest Lap



Clas	Nº	Entrant	Nat	Driver	Nat	Cat	Clas	Chassis - Engine	Team	Laps	Best	Time	Gap	Interval	Km/h
1	69	Cryptotower Racing		Lukas Dunner				Dallara F320 Spiess	Cryptotower Racing	15	7	2:10.302			193.5
2	28	Team Motopark		Cameron Das				Dallara F320 Spiess	Team Motopark	15	7	2:10.765	0.463	0.463	192.8
3	20	Cryptotower Racing		Yifei Ye				Dallara F320 Spiess	Cryptotower Racing	15	7	2:10.894	0.592	0.129	192.6
4	4	Team Motopark		Niklas Krütten		R	1	Dallara F320 Spiess	Team Motopark	15	7	2:11.021	0.719	0.127	192.4
5	33	Team Motopark		Manuel Maldonado				Dallara F320 Spiess	Team Motopark	15	11	2:11.142	0.840	0.121	192.2
6	6	Carlin		Ido Cohen				Dallara F320 Spiess	Carlin	15	8	2:11.621	1.319	0.479	191.5
7	12	DRIVEX		Glenn Van Berlo		R	2	Dallara F320 HWA	DRIVEX	15	10	2:11.973	1.671	0.352	191.0
8	16	Van Amersfoort Racing		Andreas Estner				Dallara F320 HWA	Van Amersfoort Racing	15	6	2:12.083	1.781	0.110	190.8
9	15	Van Amersfoort Racing		Sebastian Estner		R	3	Dallara F320 HWA	Van Amersfoort Racing	15	9	2:12.150	1.848	0.067	190.8
10	25	Van Amersfoort Racing		Alexandre Bardinon				Dallara F320 HWA	Van Amersfoort Racing	15	14	2:12.267	1.965	0.117	190.6
11	99	Cryptotower Racing		Rui Andrade				Dallara F320 Spiess	Cryptotower Racing	15	8	2:12.391	2.089	0.124	190.4
12	31	Carlin		Zane Maloney		R	4	Dallara F320 Spiess	Carlin	15	7	2:12.616	2.314	0.225	190.1



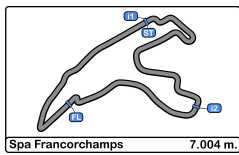


Spa Francorchamps  
Euroformula Open  
Race - 3  
Distance and Speed Average



Clas	Nº	Entrant	Nat	Driver	Nat	Cat	Clas	Chassis - Engine	Team	Laps	Distance	Total Time	Km/h
1	69	Cryptotower Racing Team		Lukas Dunner				Dallara F320 Spiess	Cryptotower Racing Team	15	105.06	34:53.969	180.6
2	33	Team Motopark		Manuel Maldonado				Dallara F320 Spiess	Team Motopark	15	105.06	35:00.968	180.0
3	20	Cryptotower Racing Team		Yifei Ye				Dallara F320 Spiess	Cryptotower Racing Team	15	105.06	35:04.860	179.6
4	28	Team Motopark		Cameron Das				Dallara F320 Spiess	Team Motopark	15	105.06	35:06.986	179.5
5	4	Team Motopark		Niklas Krütten		R	1	Dallara F320 Spiess	Team Motopark	15	105.06	35:12.497	179.0
6	12	DRIVEX		Glenn Van Berlo		R	2	Dallara F320 HWA	DRIVEX	15	105.06	35:15.101	178.8
7	6	Carlin		Ido Cohen				Dallara F320 Spiess	Carlin	15	105.06	35:17.921	178.5
8	16	Van Amersfoort Racing		Andreas Estner				Dallara F320 HWA	Van Amersfoort Racing	15	105.06	35:20.893	178.3
9	15	Van Amersfoort Racing		Sebastian Estner		R	3	Dallara F320 HWA	Van Amersfoort Racing	15	105.06	35:25.899	177.9
10	99	Cryptotower Racing Team		Rui Andrade				Dallara F320 Spiess	Cryptotower Racing Team	15	105.06	35:27.282	177.7
11	25	Van Amersfoort Racing		Alexandre Bardinon				Dallara F320 HWA	Van Amersfoort Racing	15	105.06	35:29.877	177.5
12	31	Carlin		Zane Maloney		R	4	Dallara F320 Spiess	Carlin	15	105.06	35:33.237	177.2
<b>Not classified: (Requirements: 75% of number laps of leader = 12 Laps)</b>													
	26	Double R		Louis Foster				Dallara F320 HWA	Double R				
	8	Double R		Benjamin Pedersen				Dallara F320 HWA	Double R				





**Spa Francorchamps**  
Euroformula Open  
Race - 3  
Lap Analysis



**4**

Niklas Krütten

Dallara F320 Spiess **15**

Sebastian Estner

Dallara F320 HWA

R

Team Motopark

R

Van Amersfoort Racing

Lap	D	Time	Sector 1	Sector 2	Sector 3	T. Spd	Elapsed	Lap	D	Time	Sector 1	Sector 2	Sector 3	T. Spd	Elapsed
1		2:31.073	42.875	1:01.630	46.568	247.1	2:31.073	1		2:44.274 P	43.003		2:44.274	261.5	2:44.274
2		4:00.412	1:10.864	1:42.030	1:07.518	112.8	6:31.485	2		3:50.081	1:28.947	1:15.694	1:05.440	242.6	6:34.355
3		2:15.527	38.906	1:00.346	36.275	248.2	8:47.012	3		2:14.855	39.051	1:00.185	35.619	254.1	8:49.210
4		2:13.247	38.960	58.934	35.353	251.1	11:00.259	4		2:14.344	38.782	1:00.135	35.427	255.9	11:03.554
5		2:13.580	39.059	59.158	35.363	242.6	13:13.839	5		2:14.145	38.465	1:00.270	35.410	256.5	13:17.699
6		2:11.501	39.063		2:46.864	248.8	15:25.340	6		2:12.482	38.331	58.619	35.532	258.9	15:30.181
7		2:11.021	38.593		4:57.885	251.1	17:36.361	7		2:12.554	38.879	58.145	35.530	254.1	17:42.735
8		2:11.775	38.591		7:09.660	254.7	19:48.136	8		2:12.724	38.798	58.375	35.551	252.9	19:55.459
9		2:11.432	38.979		9:21.092	250.0	21:59.568	9		2:12.150	38.810	57.929	35.411	253.5	22:07.609
10		2:12.502	38.706		11:33.594	250.5	24:12.070	10		2:12.409	38.789	58.110	35.510	254.1	24:20.018
11		2:11.626	38.666		13:45.220	251.7	26:23.696	11		2:12.927	38.826	58.403	35.698	254.7	26:32.945
12		2:12.267	39.379		15:57.487	242.1	28:35.963	12		2:13.308	38.963	58.650	35.695	252.9	28:46.253
13		2:12.129	39.418		18:09.616	243.7	30:48.092	13		2:12.936	38.994	58.260	35.682	251.7	30:59.189
14		2:12.263	39.428		20:21.879	243.7	33:00.355	14		2:13.304	39.043	58.554	35.707	250.5	33:12.493
15		2:12.142	39.379		22:34.021	243.7	35:12.497	15		2:13.406	39.159	58.454	35.793	248.8	35:25.899

**6**

Ido Cohen

Dallara F320 Spiess **16**

Andreas Estner

Dallara F320 HWA

Carlin

Van Amersfoort Racing

Lap	D	Time	Sector 1	Sector 2	Sector 3	T. Spd	Elapsed	Lap	D	Time	Sector 1	Sector 2	Sector 3	T. Spd	Elapsed
1		2:32.240	43.735		2:32.240	254.7	2:32.240	1		2:33.445	43.791	1:03.436	46.218	258.9	2:33.445
2		3:59.646	1:10.393	1:42.153	1:07.100	107.8	6:31.886	2		3:59.018	1:09.988	1:42.092	1:06.938	99.6	6:32.463
3		2:14.589	38.993	1:00.144	35.452	255.3	8:46.475	3		2:15.397	38.907	1:00.628	35.862	260.8	8:47.860
4		2:12.288	38.933		2:47.740	252.9	10:58.763	4		2:14.464	38.607	1:00.387	35.470	255.3	11:02.324
5		2:13.105	39.135	58.696	35.274	247.7	13:11.868	5		2:14.411	38.670	1:00.183	35.558	254.1	13:16.735
6		2:11.737	38.771		2:47.011	254.7	15:23.605	6		2:12.083	38.853	57.756	35.474	252.3	15:28.818
7		2:12.195	38.861		4:59.206	249.4	17:35.800	7		2:12.537	38.663	58.352	35.522	258.3	17:41.355
8		2:11.621	38.739		7:10.827	254.7	19:47.421	8		2:12.880	38.601		2:48.402	248.8	19:54.235
9		2:11.922	38.691		9:22.749	254.1	21:59.343	9		2:12.316	39.073	57.550	35.693	249.4	22:06.551
10		2:12.351	38.854		11:35.100	252.3	24:11.694	10		2:12.427	39.112	57.656	35.659	248.8	24:18.978
11		2:12.823	39.033	58.541	35.249	247.7	26:24.517	11		2:12.746	39.189		2:48.405	248.8	26:31.724
12		2:13.051	38.631		2:48.300	257.7	28:37.568	12		2:12.292	39.119		5:00.697	248.8	28:44.016
13		2:12.246	38.882	57.866	35.498	253.5	30:49.814	13		2:12.167	39.074		7:12.864	249.4	30:56.183
14		2:11.914	38.797		2:47.412	252.9	33:01.728	14		2:12.325	39.109	57.480	35.736	248.2	33:08.508
15		2:16.193	38.745		5:03.605	254.1	35:17.921	15		2:12.385	39.081	57.581	35.723	249.4	35:20.893

**12**

Glenn Van Berlo

Dallara F320 HWA **20**

Yifei Ye

Dallara F320 Spiess

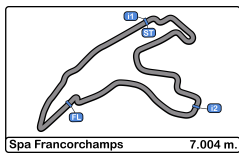
R

DRIVEX

Cryptotower Racing Team

Lap	D	Time	Sector 1	Sector 2	Sector 3	T. Spd	Elapsed	Lap	D	Time	Sector 1	Sector 2	Sector 3	T. Spd	Elapsed
1		2:26.142	42.801	1:00.028	43.313	249.4	2:26.142	1		2:30.567	41.117	1:03.153	46.297	245.4	2:30.567
2		4:04.025	1:13.211	1:42.881	1:07.933	108.6	6:30.167	2		4:00.405	1:10.763	1:42.069	1:07.573	105.2	6:30.972
3		2:15.888	38.939	1:00.098	36.851	254.7	8:46.055	3		2:14.973	38.788	1:00.399	35.786	254.1	8:45.945
4		2:14.009	39.540	58.921	35.548	247.7	11:00.064	4		2:13.333	39.528	58.489	35.316	242.6	10:59.278
5		2:12.517	39.162	58.106	35.249	247.7	13:12.581	5		2:11.698	38.672	57.633	35.393	254.1	13:10.976
6		2:12.383	38.769	58.281	35.333	252.9	15:24.964	6		2:11.221	39.154	56.712	35.355	244.3	15:22.197
7		2:13.176	39.042	58.569	35.565	248.2	17:38.140	7		2:10.894	39.117	56.473	35.304	245.4	17:33.091
8		2:12.154	39.070	57.395	35.689	248.2	19:50.294	8		2:11.068	39.103	56.620	35.345	246.0	19:44.159
9		2:12.127	38.990	57.558	35.579	248.8	22:02.421	9		2:11.266	39.052	56.710	35.504	246.0	21:55.425
10		2:11.973	39.068	57.434	35.471	248.8	24:14.394	10		2:11.106	39.096	56.646	35.364	246.5	24:06.531
11		2:12.084	39.109		2:47.555	248.2	26:26.478	11		2:11.296	39.054	56.787	35.455	246.5	26:17.827
12		2:12.370	38.956	57.926	35.488	248.2	28:38.848	12		2:11.626	39.077	57.044	35.505	246.0	28:29.453
13		2:12.134	38.977	57.697	35.460	250.5	30:50.982	13		2:11.724	39.170	57.064	35.490	245.4	30:41.177
14		2:12.026	38.976		2:47.486	251.1	33:03.008	14		2:11.829	39.108	57.248	35.473	246.5	32:53.006
15		2:12.093	38.903	57.494	35.696	250.5	35:15.101	15		2:11.854	39.140	57.184	35.530	246.0	35:04.860





**Spa Francorchamps**  
Euroformula Open  
Race - 3  
Lap Analysis



**25**

Alexandre Bardinon

Dallara F320 HWA

**33**

Manuel Maldonado

Dallara F320 Spiess

Van Amersfoort Racing

Team Motopark

Lap	D	Time	Sector 1	Sector 2	Sector 3	T. Spd	Elapsed	Lap	D	Time	Sector 1	Sector 2	Sector 3	T. Spd	Elapsed
1		2:36.188	44.622	1:03.516	48.050	254.1	2:36.188	1		2:25.292	42.549	59.554	43.189	246.5	2:25.292
2		3:57.612	1:10.849	1:40.978	1:05.785	107.2	6:33.800	2		4:04.531	1:13.300	1:43.294	1:07.937	101.2	6:29.823
3		2:16.772	38.956	1:02.051	35.765	248.8	8:50.572	3		2:13.793	39.231		3:21.730	247.7	8:43.616
4		2:13.775	38.980	59.177	35.618	253.5	11:04.347	4		2:11.969	39.224	57.330	35.415	248.8	10:55.585
5		2:14.336	38.694	1:00.148	35.494	256.5	13:18.683	5		2:11.660	39.239		2:47.075	248.8	13:07.245
6		2:13.277	38.863		2:48.771	254.1	15:31.960	6		2:11.395	39.055		4:58.470	248.8	15:18.640
7		2:12.912	38.788		5:01.683	255.3	17:44.872	7		2:11.364	39.100		7:09.834	248.2	17:30.004
8		2:12.575	38.691		7:14.258	257.1	19:57.447	8		2:11.593	39.135		9:21.427	246.5	19:41.597
9		2:12.859	38.720	58.502	35.637	255.3	22:10.306	9		2:11.252	39.126		11:32.679	247.1	21:52.849
10		2:13.844	38.638	59.150	36.056	255.3	24:24.150	10		2:11.187	39.128		13:43.866	246.5	24:04.036
11		2:12.896	38.946		2:48.952	254.1	26:37.046	11		2:11.142	39.163		15:55.008	245.4	26:15.178
12		2:13.006	38.838		5:01.958	254.7	28:50.052	12		2:11.156	39.135		18:06.164	246.5	28:26.334
13		2:13.684	38.925		7:15.642	250.5	31:03.736	13		2:11.577	39.216		20:17.741	246.5	30:37.911
14		2:12.267	38.572	58.210	35.485	253.5	33:16.003	14		2:11.569	39.247	56.903	35.419	245.4	32:49.480
15		2:13.874	38.933	59.236	35.705	251.7	35:29.877	15		2:11.488	39.191		2:46.907	245.4	35:00.968

**28**

Cameron Das

Dallara F320 Spiess

**69**

Lukas Dunner

Dallara F320 Spiess

Team Motopark

Cryptotower Racing Team

Lap	D	Time	Sector 1	Sector 2	Sector 3	T. Spd	Elapsed	Lap	D	Time	Sector 1	Sector 2	Sector 3	T. Spd	Elapsed
1		2:34.106	41.102	1:06.251	46.753	244.3	2:34.106	1		2:24.430	41.017		2:24.430	244.8	2:24.430
2		3:58.526	1:10.125	1:41.694	1:06.707	110.3	6:32.632	2		4:04.760	1:13.613	1:43.148	1:07.999	102.1	6:29.190
3		2:14.668	38.531		3:21.375	257.1	8:47.300	3		2:13.278	39.671		3:21.277	241.0	8:42.468
4		2:13.531	38.722		5:34.906	252.3	11:00.831	4		2:11.671	39.346		5:32.948	242.6	10:54.139
5		2:12.171	38.376		7:47.077	250.0	13:13.002	5		2:11.585	39.281		7:44.533	243.7	13:05.724
6		2:10.967	38.229		9:58.044	255.3	15:23.969	6		2:11.060	39.316		9:55.593	243.2	15:16.784
7		2:10.765	38.478		12:08.809	248.8	17:34.734	7		2:10.302	39.177		12:05.895	244.3	17:27.086
8		2:11.172	38.900		14:19.981	248.2	19:45.906	8		2:10.566	39.266		14:16.461	243.2	19:37.652
9		2:11.137	38.918		16:31.118	248.8	21:57.043	9		2:10.637	39.218		16:27.098	242.6	21:48.289
10		2:11.287	38.926		18:42.405	248.2	24:08.330	10		2:10.768	39.277		18:37.866	243.7	23:59.057
11		2:11.520	39.004		20:53.925	247.7	26:19.850	11		2:10.918	39.281		20:48.784	243.2	26:09.975
12		2:11.743	39.025		23:05.668	247.7	28:31.593	12		2:10.881	39.256		22:59.665	243.2	28:20.856
13		2:11.831	38.969		25:17.499	247.7	30:43.424	13		2:10.817	39.356		25:10.482	242.6	30:31.673
14		2:11.722	39.039		27:29.221	247.1	32:55.146	14		2:11.003	39.206		27:21.485	243.7	32:42.676
15		2:11.840	39.022		29:41.061	247.1	35:06.986	15		2:11.293	39.280		29:32.778	242.6	34:53.969

**31**

Zane Maloney

Dallara F320 Spiess

**99**

Rui Andrade

Dallara F320 Spiess

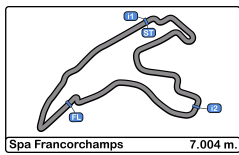
R

Carlin

Cryptotower Racing Team

Lap	D	Time	Sector 1	Sector 2	Sector 3	T. Spd	Elapsed	Lap	D	Time	Sector 1	Sector 2	Sector 3	T. Spd	Elapsed
1		2:27.792	42.866	1:00.631	44.295	248.2	2:27.792	1		2:34.991	44.058	1:03.579	47.354	256.5	2:34.991
2		4:02.753	1:12.376	1:42.799	1:07.578	100.4	6:30.545	2		3:58.349	1:10.120	1:41.787	1:06.442	94.6	6:33.340
3		2:15.286	39.134	1:00.005	36.147	252.9	8:45.831	3		2:15.017	39.178		3:21.459	251.1	8:48.357
4		2:16.101	40.203	1:00.239	35.659	240.5	11:01.932	4		2:14.784	38.911		5:36.243	253.5	11:03.141
5		2:13.303	39.058	58.665	35.580	250.0	13:15.235	5		2:14.166	39.026		7:50.409	251.7	13:17.307
6		2:12.746	39.093	57.935	35.718	250.0	15:27.981	6		2:13.517	38.673		10:03.926	255.9	15:30.824
7		2:12.616	39.287	57.720	35.609	248.2	17:40.597	7		2:13.173	39.090		12:17.099	250.5	17:43.997
8		2:14.584	39.421	59.323	35.840	247.1	19:55.181	8		2:12.391	38.912		14:29.490	250.5	19:56.388
9		2:13.467	39.179	58.707	35.581	248.2	22:08.648	9		2:13.651	38.929		16:43.141	251.1	22:10.039
10		2:13.231	39.159	58.250	35.822	249.4	24:21.879	10		2:12.791	38.876		18:55.932	251.7	24:22.830
11		2:13.383	39.363	58.181	35.839	248.2	26:35.262	11		2:13.025	38.807		21:08.957	254.7	26:35.855
12		2:14.369	39.379	59.070	35.920	244.3	28:49.631	12		2:12.493	38.759		23:21.450	253.5	28:48.348
13		2:13.565	39.313	58.484	35.768	247.7	31:03.196	13		2:13.106	39.096		25:34.556	247.7	31:01.454
14		2:14.253	39.208	59.155	35.890	249.4	33:17.449	14		2:12.889	39.250		27:47.445	248.2	33:14.343
15		2:13.788	39.316	58.547	35.925	247.7	35:31.237	15		2:12.939	39.054		30:00.384	248.8	35:27.282





**Spa Francorchamps**  
Euroformula Open  
Race - 3  
Analysis by Lap



Num	Lap Time	Gap
<b>Lap 1</b>		
69	2:24.430	
33	2:25.292	00.862
12	2:26.142	01.712
31	2:27.792	03.362
20	2:30.567	06.137
4	2:31.073	06.643
6	2:32.240	07.810
16	2:33.445	09.015
28	2:34.106	09.676
99	2:34.991	10.561
25	2:36.188	11.758
15	2:44.274	19.844
Num	Lap Time	Gap

Num	Lap Time	Gap
<b>Lap 2</b>		
69	4:04.760	
33	4:04.531	00.633
12	4:04.025	00.977
31	4:02.753	01.355
20	4:00.405	01.782
4	4:00.412	02.295
6	3:59.646	02.696
16	3:59.018	03.273
28	3:58.526	03.442
99	3:58.349	04.150
25	3:57.612	04.610
15	3:50.081	05.165
Num	Lap Time	Gap

Num	Lap Time	Gap
<b>Lap 3</b>		
69	2:13.278	
33	2:13.793	01.148
31	2:15.286	03.363
20	2:14.973	03.477
12	2:15.888	03.587
6	2:14.589	04.007
4	2:15.527	04.544
28	2:14.668	04.832
16	2:15.397	05.392
99	2:15.017	05.889
15	2:14.855	06.742

Num	Lap Time	Gap
25	2:16.772	08.104
Num	Lap Time	Gap
<b>Lap 4</b>		
69	2:11.671	
33	2:11.969	01.446
6	2:12.288	04.624
20	2:13.333	05.139
12	2:14.009	05.925
4	2:13.247	06.120
28	2:13.531	06.692
31	2:16.101	07.793
16	2:14.464	08.185
99	2:14.784	09.002
15	2:14.344	09.415
25	2:13.775	10.208
Num	Lap Time	Gap

Num	Lap Time	Gap
<b>Lap 5</b>		
69	2:11.585	
33	2:11.660	01.521
20	2:11.698	05.252
6	2:13.105	06.144
12	2:12.517	06.857
28	2:12.171	07.278
4	2:13.580	08.115
31	2:13.303	09.511
16	2:14.411	11.011
99	2:14.166	11.583
15	2:14.145	11.975
25	2:14.336	12.959
Num	Lap Time	Gap

Num	Lap Time	Gap
<b>Lap 6</b>		
69	2:11.060	
33	2:11.395	01.856
20	2:11.221	05.413
6	2:11.737	06.821
28	2:10.967	07.185
12	2:12.383	08.180
4	2:11.501	08.556
31	2:12.746	11.197
16	2:12.083	12.034

Num	Lap Time	Gap
15	2:12.482	13.397
99	2:13.517	14.040
25	2:13.277	15.176
Num	Lap Time	Gap

Num	Lap Time	Gap
<b>Lap 7</b>		
69	2:10.302	
33	2:11.364	02.918
20	2:10.894	06.005
28	2:10.765	07.648
6	2:12.195	08.714
4	2:11.021	09.275
12	2:13.176	11.054
31	2:12.616	13.511
16	2:12.537	14.269
15	2:12.554	15.649
99	2:13.173	16.911
25	2:12.912	17.786
Num	Lap Time	Gap

Num	Lap Time	Gap
<b>Lap 8</b>		
69	2:10.566	
33	2:11.593	03.945
20	2:11.068	06.507
28	2:11.172	08.254
6	2:11.621	09.769
4	2:11.775	10.484
12	2:12.154	12.642
16	2:12.880	16.583
31	2:14.584	17.529
15	2:12.724	17.807
99	2:12.391	18.736
25	2:12.575	19.795
Num	Lap Time	Gap

Num	Lap Time	Gap
<b>Lap 9</b>		
69	2:10.637	
33	2:11.252	04.560
20	2:11.266	07.136
28	2:11.137	08.754
6	2:11.922	11.054
4	2:11.432	11.279
12	2:12.127	14.132

Num	Lap Time	Gap
16	2:12.316	18.262
15	2:12.150	19.320
31	2:13.467	20.359
99	2:13.651	21.750
25	2:12.859	22.017
Num	Lap Time	Gap

Num	Lap Time	Gap
<b>Lap 10</b>		
69	2:10.768	
33	2:11.187	04.979
20	2:11.106	07.474
28	2:11.287	09.273
6	2:12.351	12.637
4	2:12.502	13.013
12	2:11.973	15.337
16	2:12.427	19.921
15	2:12.409	20.961
31	2:13.231	22.822
99	2:12.791	23.773
25	2:13.844	25.093
Num	Lap Time	Gap

Num	Lap Time	Gap
<b>Lap 11</b>		
69	2:10.918	
33	2:11.142	05.203
20	2:11.296	07.852
28	2:11.520	09.875
4	2:11.626	13.721
6	2:12.823	14.542
12	2:12.084	16.503
16	2:12.746	21.749
15	2:12.927	22.970
31	2:13.383	25.287
99	2:13.025	25.880
25	2:12.896	27.071
Num	Lap Time	Gap

Num	Lap Time	Gap
<b>Lap 12</b>		
69	2:10.881	
33	2:11.156	05.478
20	2:11.626	08.597
28	2:11.743	10.737
4	2:12.267	15.107

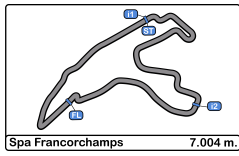
Num	Lap Time	Gap
6	2:13.051	16.712
12	2:12.370	17.992
16	2:12.292	23.160
15	2:13.308	25.397
99	2:12.493	27.492
31	2:14.369	28.775
25	2:13.006	29.196
Num	Lap Time	Gap

Num	Lap Time	Gap
<b>Lap 13</b>		
69	2:10.817	
33	2:11.577	06.238
20	2:11.724	09.504
28	2:11.831	11.751
4	2:12.129	16.419
6	2:12.246	18.141
12	2:12.134	19.309
16	2:12.167	24.510
15	2:12.936	27.516
99	2:13.106	29.781
31	2:13.565	31.523
25	2:13.684	32.063
Num	Lap Time	Gap

Num	Lap Time	Gap
<b>Lap 14</b>		
69	2:11.003	
33	2:11.569	06.804
20	2:11.829	10.330
28	2:11.722	12.470
4	2:12.263	17.679
6	2:11.914	19.052
12	2:12.026	20.332
16	2:12.325	25.832
15	2:13.304	29.817
99	2:12.889	31.667
25	2:12.267	33.327
31	2:14.253	34.773
Num	Lap Time	Gap

Num	Lap Time	Gap
<b>Lap 15</b>		
69	2:11.293	
33	2:11.488	06.999
20	2:11.854	10.891





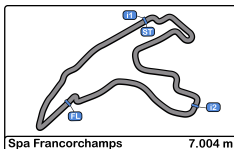
**Spa Francorchamps**  
**Euroformula Open**  
**Race - 3**  
**Analysis by Lap**



Num	Lap Time	Gap
28	2:11.840	13.017
4	2:12.142	18.528
12	2:12.093	21.132
6	2:16.193	23.952
16	2:12.385	26.924
15	2:13.406	31.930
99	2:12.939	33.313
25	2:13.874	35.908
31	2:13.788	37.268





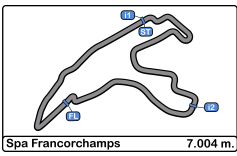


Spa Francorchamps  
Euroformula Open  
Race - 3  
Best Sectors Results



Sector - 1				Sector - 2				Sector - 3				Ideal Lap vs Best Lap				
Clas	Nº	Driver	Time	Nº	Driver	Time	Nº	Driver	Time	Clas	Nº	Driver	Ideal Lap	Best Lap	Clas	
1	28	Cameron Das	38.229	20	Yifei Ye	56.473	12	Glenn Van Berlo	35.249	1	20	Yifei Ye	2:10.449	2:10.894	3	
2	15	Sebastian Estner	38.331	33	Manuel Maldonado	56.903	6	Ido Cohen	35.249	2	33	Manuel Maldonado	2:11.373	2:11.142	5	
3	25	Alexandre Bardinon	38.572	12	Glenn Van Berlo	57.395	20	Yifei Ye	35.304	3	12	Glenn Van Berlo	2:11.413	2:11.973	7	
4	4	Niklas Krütten	38.591	16	Andreas Estner	57.480	4	Niklas Krütten	35.353	4	16	Andreas Estner	2:11.551	2:12.083	8	
5	16	Andreas Estner	38.601	31	Zane Maloney	57.720	15	Sebastian Estner	35.410	5	15	Sebastian Estner	2:11.670	2:12.150	9	
6	6	Ido Cohen	38.631	6	Ido Cohen	57.866	33	Manuel Maldonado	35.415	6	6	Ido Cohen	2:11.746	2:11.621	6	
7	20	Yifei Ye	38.672	15	Sebastian Estner	57.929	16	Andreas Estner	35.470	7	25	Alexandre Bardinon	2:12.267	2:12.267	10	
8	99	Rui Andrade	38.673	25	Alexandre Bardinon	58.210	25	Alexandre Bardinon	35.485	8	31	Zane Maloney	2:12.358	2:12.616	12	
9	12	Glenn Van Berlo	38.769	4	Niklas Krütten	58.934	31	Zane Maloney	35.580	9	4	Niklas Krütten	2:12.878	2:11.021	4	
10	33	Manuel Maldonado	39.055	99	Rui Andrade	1:03.579	28	Cameron Das	46.753	10	99	Rui Andrade	2:29.606	2:12.391	11	
11	31	Zane Maloney	39.058	28	Cameron Das	1:06.251	99	Rui Andrade	47.354	11	28	Cameron Das	2:31.233	2:10.765	2	
12	69	Lukas Dunner	39.177	69	Lukas Dunner	1:43.148	69	Lukas Dunner	1:07.999	12	69	Lukas Dunner	3:30.324	2:10.302	1	



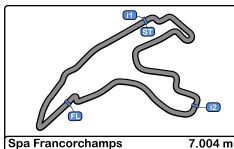


Spa Francorchamps  
Euroformula Open  
Race - 3  
Leader Sequence



Nº	Entrant	Nat	Driver	Nat	Cat	Chassis	Team	Start Lap	End Lap	Laps	Total Laps
69	Cryptotower Racing		Lukas Dunner		AUT	Dallara F320 Spiess	Cryptotower Racing	1	15	15	15



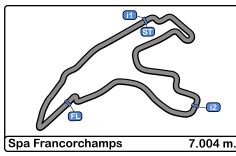


Spa Francorchamps  
Euroformula Open  
Race - 3  
Best 5 Lap Times



Cls	Nº	Entrant	Nat	Driver	Nat	Cat	Cls	Chassis - Engine	Team	Best 1		Best 2		Best 3		Best 4		Best 5		
										Time	Lap	Time	Lap	Time	Lap	Time	Lap	Time	Lap	
1	69	Cryptotower Racing		Lukas Dunner		AUT		Dallara F320 Spiess	Cryptotower Racing	<b>2:10.302</b>	7	2:10.566	8	2:10.637	9	2:10.768	10	2:10.817	13	
2	28	Team Motopark		Cameron Das		USA		Dallara F320 Spiess	Team Motopark	<b>2:10.765</b>	7	2:10.967	6	2:11.137	9	2:11.172	8	2:11.287	10	
3	20	Cryptotower Racing		Yifei Ye		CHN		Dallara F320 Spiess	Cryptotower Racing	<b>2:10.894</b>	7	2:11.068	8	2:11.106	10	2:11.221	6	2:11.266	9	
4	4	Team Motopark		Niklas Krütten		DEU	R	1	Dallara F320 Spiess	Team Motopark	<b>2:11.021</b>	7	2:11.432	9	2:11.501	6	2:11.626	11	2:11.775	8
5	33	Team Motopark		Manuel Maldonado		VEN		Dallara F320 Spiess	Team Motopark	<b>2:11.142</b>	11	2:11.156	12	2:11.187	10	2:11.252	9	2:11.364	7	
6	6	Carlin		Ido Cohen		ISR		Dallara F320 Spiess	Carlin	<b>2:11.621</b>	8	2:11.737	6	2:11.914	14	2:11.922	9	2:12.195	7	
7	12	DRIVEX		Glenn Van Berlo		NLD	R	2	Dallara F320 HWA	DRIVEX	<b>2:11.973</b>	10	2:12.026	14	2:12.084	11	2:12.093	15	2:12.127	9
8	16	Van Amersfoort Racing		Andreas Estner		DEU		Dallara F320 HWA	Van Amersfoort Racing	<b>2:12.083</b>	6	2:12.167	13	2:12.292	12	2:12.316	9	2:12.325	14	
9	15	Van Amersfoort Racing		Sebastian Estner		DEU	R	3	Dallara F320 HWA	Van Amersfoort Racing	<b>2:12.150</b>	9	2:12.409	10	2:12.482	6	2:12.554	7	2:12.724	8
10	25	Van Amersfoort Racing		Alexandre Bardinon		FRA		Dallara F320 HWA	Van Amersfoort Racing	<b>2:12.267</b>	14	2:12.575	8	2:12.859	9	2:12.896	11	2:12.912	7	
11	99	Cryptotower Racing		Rui Andrade		AGO		Dallara F320 Spiess	Cryptotower Racing	<b>2:12.391</b>	8	2:12.493	12	2:12.791	10	2:12.889	14	2:12.939	15	
12	31	Carlin		Zane Maloney		BRB	R	4	Dallara F320 Spiess	Carlin	<b>2:12.616</b>	7	2:12.746	6	2:13.231	10	2:13.303	5	2:13.383	11



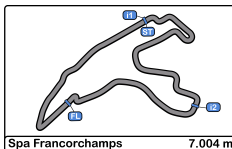


**Spa Francorchamps**  
**Euroformula Open**  
**Race - 3**  
**Best 5 Top Speeds**



Cls	Nº	Entrant	Nat	Driver	Nat	Cat	Cls	Chassis - Engine	Team	Top 1		Top 2		Top 3		Top 4		Top 5		Avg
										Km/h	Lap	Km/h	Lap	Km/h	Lap	Km/h	Lap	Km/h	Lap	
1	15	Van Amersfoort Racing		Sebastian Estner		R	1	Dallara F320 HWA	Van Amersfoort Racing	<b>261.5</b>	1	258.9	6	256.5	5	255.9	4	254.7	11	257.5
2	16	Van Amersfoort Racing		Andreas Estner				Dallara F320 HWA	Van Amersfoort Racing	<b>260.8</b>	3	258.9	1	258.3	7	255.3	4	254.1	5	257.5
3	6	Carlin		Ido Cohen				Dallara F320 Spiess	Carlin	<b>257.7</b>	12	255.3	3	254.7	1	254.7	6	254.7	8	255.4
4	25	Van Amersfoort Racing		Alexandre Bardion				Dallara F320 HWA	Van Amersfoort Racing	<b>257.1</b>	8	256.5	5	255.3	7	255.3	9	255.3	10	255.9
5	28	Team Motopark		Cameron Das				Dallara F320 Spiess	Team Motopark	<b>257.1</b>	3	255.3	6	252.3	4	250.0	5	248.8	7	252.7
6	99	Cryptotower Racing		Rui Andrade				Dallara F320 Spiess	Cryptotower Racing	<b>256.5</b>	1	255.9	6	254.7	11	253.5	4	253.5	12	254.8
7	4	Team Motopark		Niklas Krütten		R	2	Dallara F320 Spiess	Team Motopark	<b>254.7</b>	8	251.7	11	251.1	4	251.1	7	250.5	10	251.8
8	12	DRIVEX		Glenn Van Berlo		R	3	Dallara F320 HWA	DRIVEX	<b>254.7</b>	3	252.9	6	251.1	14	250.5	13	250.5	15	251.9
9	20	Cryptotower Racing		Yifei Ye				Dallara F320 Spiess	Cryptotower Racing	<b>254.1</b>	3	254.1	5	246.5	10	246.5	11	246.5	14	249.5
10	31	Carlin		Zane Maloney		R	4	Dallara F320 Spiess	Carlin	<b>252.9</b>	3	250.0	5	250.0	6	249.4	10	249.4	14	250.3
11	33	Team Motopark		Manuel Maldonado				Dallara F320 Spiess	Team Motopark	<b>248.8</b>	4	248.8	5	248.8	6	248.2	7	247.7	3	248.5
12	69	Cryptotower Racing		Lukas Dunner				Dallara F320 Spiess	Cryptotower Racing	<b>244.8</b>	1	244.3	7	243.7	5	243.7	10	243.7	14	244.1



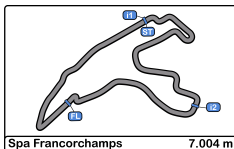


Spa Francorchamps  
Euroformula Open  
Race - 3  
Fastest Laps Sequence



Lap	Time of Day	Session Time	Nº	Entrant	Nat	Driver	Nat	Cat	Chassis - Engine	Team	Time	Km/h
3	15:27:12.753	8:42.753	69	Cryptotower Racing Team		Lukas Dunner		AUT	Dallara F320 Spiess	Cryptotower Racing Team	<b>2:13.278</b>	189.1
4	15:29:24.424	10:54.424	69	Cryptotower Racing Team		Lukas Dunner		AUT	Dallara F320 Spiess	Cryptotower Racing Team	<b>2:11.671</b>	191.4
5	15:31:36.009	13:06.009	69	Cryptotower Racing Team		Lukas Dunner		AUT	Dallara F320 Spiess	Cryptotower Racing Team	<b>2:11.585</b>	191.6
6	15:33:47.069	15:17.069	69	Cryptotower Racing Team		Lukas Dunner		AUT	Dallara F320 Spiess	Cryptotower Racing Team	<b>2:11.060</b>	192.3
6	15:33:54.254	15:24.254	28	Team Motopark		Cameron Das		USA	Dallara F320 Spiess	Team Motopark	<b>2:10.967</b>	192.5
7	15:35:57.371	17:27.371	69	Cryptotower Racing Team		Lukas Dunner		AUT	Dallara F320 Spiess	Cryptotower Racing Team	<b>2:10.302</b>	193.5



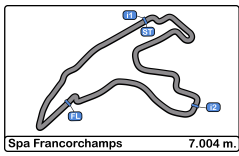


Spa Francorchamps  
Euroformula Open  
Race - 3  
Event Best Maximum Speed



Nº	Entrant	Nat	Driver	Nat	Cat	Clas	Chassis - Engine	Team	Km/h	Session
15	Van Amersfoort Racing	NLD	Sebastian Estner	DEU	R	1	Dallara F320 HWA	Van Amersfoort Racing	261.5	Race - 3
16	Van Amersfoort Racing	NLD	Andreas Estner	DEU			Dallara F320 HWA	Van Amersfoort Racing	260.8	Race - 3
31	Carlin	GBR	Zane Maloney	BRB	R	2	Dallara F320 Spiess	Carlin	258.9	Race - 1
6	Carlin	GBR	Ido Cohen	ISR			Dallara F320 Spiess	Carlin	258.3	Race - 1
8	Double R	GBR	Benjamin Pedersen	USA			Dallara F320 HWA	Double R	258.3	Race - 2
26	Double R	GBR	Louis Foster	GBR			Dallara F320 HWA	Double R	257.1	Qualifying - 3
12	DRIVEX	ESP	Glenn Van Berlo	NLD	R	3	Dallara F320 HWA	DRIVEX	257.1	Race - 2
28	Team Motopark	DEU	Cameron Das	USA			Dallara F320 Spiess	Team Motopark	257.1	Race - 3
25	Van Amersfoort Racing	NLD	Alexandre Bardinon	FRA			Dallara F320 HWA	Van Amersfoort Racing	257.1	Race - 3
99	Cryptotower Racing Team	JPN	Rui Andrade	AGO			Dallara F320 Spiess	Cryptotower Racing Team	256.5	Race - 3
33	Team Motopark	DEU	Manuel Maldonado	VEN			Dallara F320 Spiess	Team Motopark	255.3	Race - 1
4	Team Motopark	DEU	Niklas Krütten	DEU	R	4	Dallara F320 Spiess	Team Motopark	254.7	Race - 2
20	Cryptotower Racing Team	JPN	Yifei Ye	CHN			Dallara F320 Spiess	Cryptotower Racing Team	254.1	Race - 3
34	DRIVEX	ESP	Matthias Lüthen	DEU	R	5	Dallara F320 HWA	DRIVEX	252.3	Qualifying - 1
69	Cryptotower Racing Team	JPN	Lukas Dunner	AUT			Dallara F320 Spiess	Cryptotower Racing Team	251.7	Race - 1





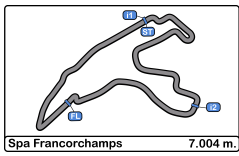
Spa Francorchamps  
Euroformula Open  
Race - 3  
Lap Chart



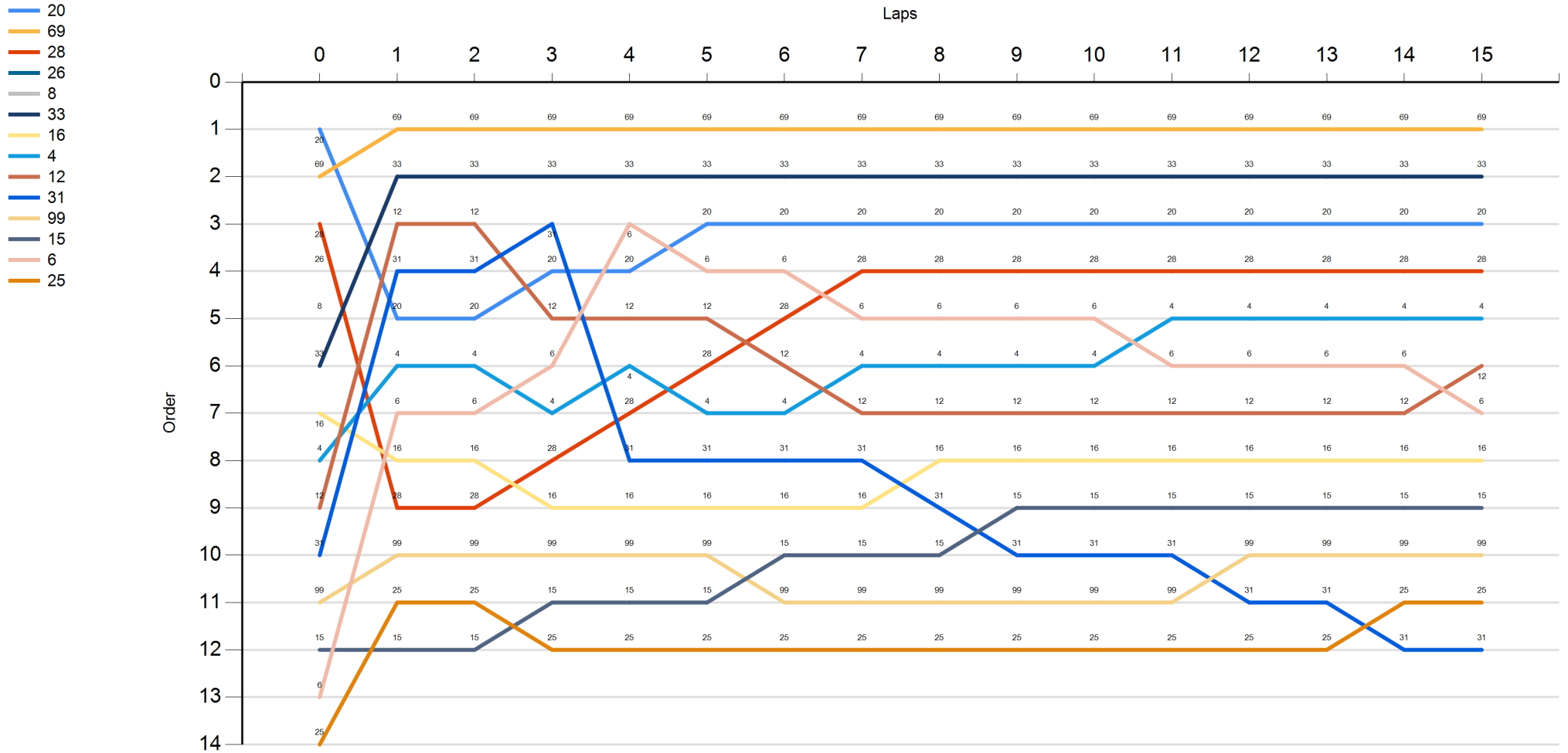
LAP

Nr	Po	Grid	1	2	3	4	5	6	7	8	9	10	11	12	13	14	15
20	<b>1</b>	20	69	69	69	69	69	69	69	69	69	69	69	69	69	69	69
69	<b>2</b>	69	33	33	33	33	33	33	33	33	33	33	33	33	33	33	33
28	<b>3</b>	28	12	12	31	6	20	20	20	20	20	20	20	20	20	20	20
26	<b>4</b>	26	31	31	20	20	6	6	28	28	28	28	28	28	28	28	28
8	<b>5</b>	8	20	20	12	12	12	28	6	6	6	6	4	4	4	4	4
33	<b>6</b>	33	4	4	6	4	28	12	4	4	4	4	6	6	6	6	12
16	<b>7</b>	16	6	6	4	28	4	4	12	12	12	12	12	12	12	12	6
4	<b>8</b>	4	16	16	28	31	31	31	31	16	16	16	16	16	16	16	16
12	<b>9</b>	12	28	28	16	16	16	16	16	31	15	15	15	15	15	15	15
31	<b>10</b>	31	99	99	99	99	99	15	15	15	31	31	31	99	99	99	99
99	<b>11</b>	99	25	25	15	15	15	99	99	99	99	99	99	31	31	25	25
15	<b>12</b>	15	15	15	25	25	25	25	25	25	25	25	25	25	25	31	31
6	<b>13</b>	6															
25	<b>14</b>	25															

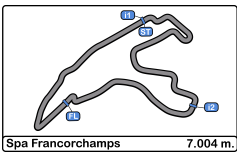




Spa Francorchamps  
Euroformula Open  
Race - 3  
Graphic Lap Chart





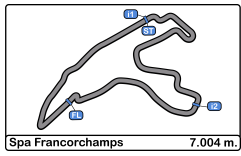


Spa Francorchamps  
Euroformula Open  
Race - 3  
Pit Stop Analysis



Nr.	In Day Time	Entrant	Nat	Driver	Nat	Cat	Chassis - Engine	Team	In Time	Stop N°	Pit Time	Handicap	Penalty
15	15:21:09.295	Van Amersfoort Racing		Sebastian Estner		R	Dallara F320 HWA	Van Amersfoort Racing	2:39.010	1	55.192		

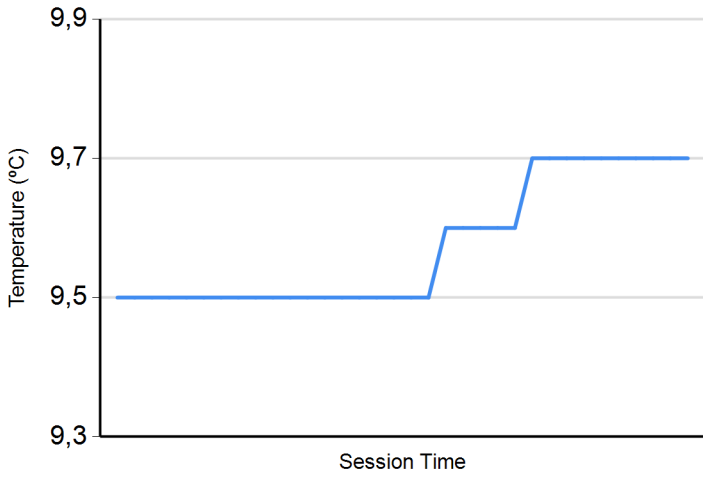




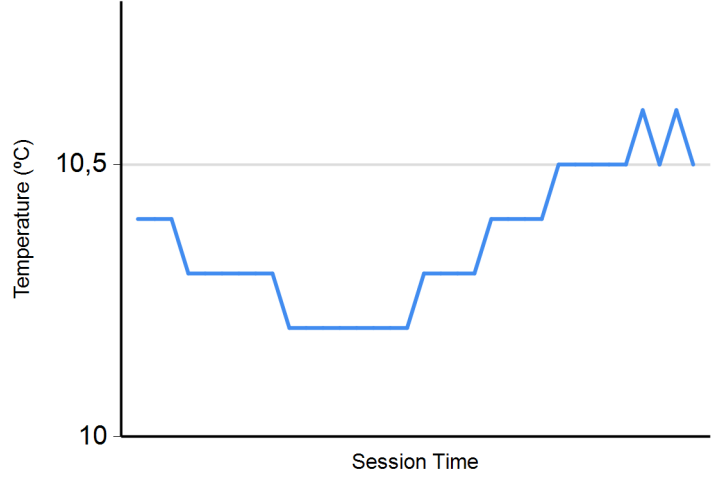
**Spa Francorchamps**  
**Euroformula Open**  
**Race - 3**  
**Weather Report**



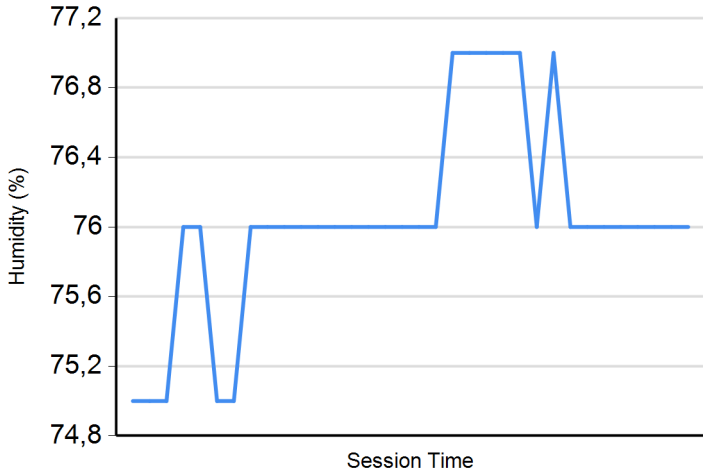
**Air Temperature**



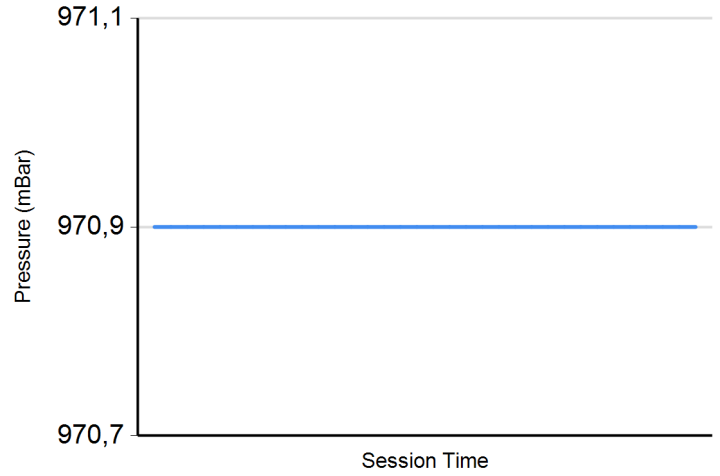
**Track Temperature**



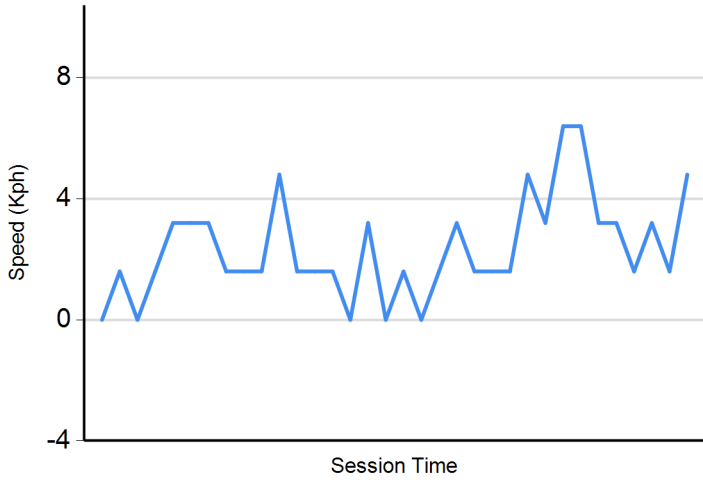
**Humidity**



**Pressure**



**Wind Speed**



**Wind direction**

North = 0°/360° Est = 90° South = 180° West = 270°

