




Spa Francorchamps
Championnat de France F4
Free Practice
Provisional Results



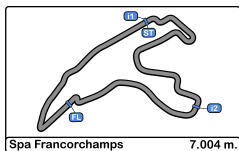
Cls	N°	Driver	Nat	Team	Class	Cls	Laps	Best	Time	Gap	Interval	Km/h
1	2	Marijn Kremers	NLD				12	7	2:28.259			170.0
2	7	Sami Meguetounif	FRA				12	12	2:29.053	0.794	0.794	169.1
3	12	Loris Cabirou	FRA				12	12	2:29.310	1.051	0.257	168.8
4	4	Ayumu Iwasa	JPN				12	10	2:29.388	1.129	0.078	168.7
5	79	Owen Tangavelou	FRA				12	12	2:29.432	1.173	0.044	168.7
6	6	Isack Hadjar	FRA				12	10	2:29.492	1.233	0.060	168.6
7	85	Ren Sato	JPN				12	10	2:29.796	1.537	0.304	168.3
8	8	Rafael Villagomez	MEX				12	7	2:29.872	1.613	0.076	168.2
9	11	Valentino Catalano	DEU		JUNIOR	1	12	11	2:29.912	1.653	0.040	168.1
10	23	Ivan Peklin	UKR				12	8	2:30.035	1.776	0.123	168.0
11	16	Romain Leroux	FRA				12	12	2:30.203	1.944	0.168	167.8
12	17	Noah Andy	FRA				12	11	2:30.286	2.027	0.083	167.7
13	22	Daniel Ligier	FRA		JUNIOR	2	12	12	2:31.032	2.773	0.746	166.9
14	69	Lev Lomko	RUS				12	12	2:32.290	4.031	1.258	165.5

Published at:.....

Track Temp: 10.3 °C Air Temp: 8.7 °C Humidity: 83 % Track Status: DRY

Stewards:	Race Director:	Timekeeper: 
------------------	-----------------------	---





Spa Francorchamps
Championnat de France F4
Free Practice
Provisional Results by Class



Cls	N°	Driver	Nat	Team	Class	Cls	Laps	Best	Time	Gap	Interval	Km/h
1	2	Marijn Kremers	NLD				12	7	2:28.259			170.0
2	7	Sami Meguetounif	FRA				12	12	2:29.053	0.794	0.794	169.1
3	12	Loris Cabirou	FRA				12	12	2:29.310	1.051	0.257	168.8
4	4	Ayumu Iwasa	JPN				12	10	2:29.388	1.129	0.078	168.7
5	79	Owen Tangavelou	FRA				12	12	2:29.432	1.173	0.044	168.7
6	6	Isack Hadjar	FRA				12	10	2:29.492	1.233	0.060	168.6
7	85	Ren Sato	JPN				12	10	2:29.796	1.537	0.304	168.3
8	8	Rafael Villagomez	MEX				12	7	2:29.872	1.613	0.076	168.2
9	23	Ivan Peklin	UKR				12	8	2:30.035	1.776	0.163	168.0
10	16	Romain Leroux	FRA				12	12	2:30.203	1.944	0.168	167.8
11	17	Noah Andy	FRA				12	11	2:30.286	2.027	0.083	167.7
12	69	Lev Lomko	RUS				12	12	2:32.290	4.031	2.004	165.5

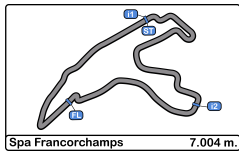
Published at:.....

Track Temp: **10.3 °C** Air Temp: **8.7 °C** Humidity: **83 %** Track Status: **DRY**

Stewards:	Race Director:	Timekeeper:
------------------	-----------------------	------------------------



CIRCUIT DE SPA
FRANCORCHAMPS



Spa Francorchamps
Championnat de France F4
Free Practice
Provisional Results by Class



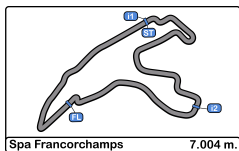
Cls	N°	Driver	Nat	Team	Class	Cls	Laps	Best	Time	Gap	Interval	Km/h
JUNIOR												
1	11	Valentino Catalano	DEU		JUNIOR	1	12	11	2:29.912			168.1
2	22	Daniel Ligier	FRA		JUNIOR	2	12	12	2:31.032	1.120	1.120	166.9

Published at:.....

Track Temp: **10.3 °C** Air Temp: **8.7 °C** Humidity: **83 %** Track Status: **DRY**

Stewards:	Race Director:	Timekeeper:
------------------	-----------------------	------------------------





Spa Francorchamps
Championnat de France F4
Free Practice
Provisional 2 Fastest Lap Results



Cls	N°	Driver	Nat	Team	Class	Cls	Laps	Best	Time	Gap	Interval	Km/h
1	2	Marijn Kremers	NLD				12	9	2:28.383			170.0
2	7	Sami Meguetounif	FRA				12	11	2:29.090	0.707	0.707	169.1
3	12	Loris Cabirou	FRA				12	11	2:29.392	1.009	0.302	168.8
4	4	Ayumu Iwasa	JPN				12	12	2:29.455	1.072	0.063	168.7
5	79	Owen Tangavelou	FRA				12	10	2:29.743	1.360	0.288	168.7
6	6	Isack Hadjar	FRA				12	7	2:29.763	1.380	0.020	168.6
7	8	Rafael Villagomez	MEX				12	11	2:29.959	1.576	0.196	168.2
8	85	Ren Sato	JPN				12	6	2:30.031	1.648	0.072	168.3
9	11	Valentino Catalano	DEU		JUNIOR	1	12	9	2:30.050	1.667	0.019	168.1
10	23	Ivan Peklin	UKR				12	7	2:30.146	1.763	0.096	168.0
11	16	Romain Leroux	FRA				12	10	2:30.483	2.100	0.337	167.8
12	17	Noah Andy	FRA				12	9	2:30.911	2.528	0.428	167.7
13	22	Daniel Ligier	FRA		JUNIOR	2	12	10	2:31.040	2.657	0.129	166.9
14	69	Lev Lomko	RUS				12	10	2:32.486	4.103	1.446	165.5

Published at:.....

Track Temp: 10.3 °C Air Temp: 8.7 °C Humidity: 83 % Track Status: DRY

Stewards:	Race Director:	Timekeeper:
------------------	-----------------------	------------------------





Spa Francorchamps
Championnat de France F4
Free Practice
Lap Analysis



2

Marijn Kremers

7

Sami Meguetounif

Lap D	Time	Sector 1	Sector 2	Sector 3	T. Spd	Elapsed	Lap D	Time	Sector 1	Sector 2	Sector 3	T. Spd	Elapsed
1	15:13:20.547	15:11:07.138	1:29.277	44.132	113.8	15:13:20.547	1	15:13:03.955	15:10:56.419	1:20.700	46.836	118.1	15:13:03.955
2	2:38.074	46.042	1:10.062	41.970	208.0	15:15:58.621	2	2:42.758	50.616	1:10.347	41.795	173.6	15:15:46.713
3	2:31.055	45.056	1:06.018	39.981	214.7	15:18:29.676	3	2:33.955	44.744	1:08.532	40.679	186.5	15:18:20.668
4	2:28.881	43.813	1:05.338	39.730	217.7	15:20:58.557	4	2:30.388	43.931	1:06.283	40.174	216.8	15:20:51.056
5	2:28.869	43.817	1:05.313	39.739	216.8	15:23:27.426	5	2:30.340	43.932	1:06.270	40.138	216.4	15:23:21.396
6	2:28.785	43.918	1:05.150	39.717	216.4	15:25:56.211	6	2:29.906	43.875	1:05.883	40.148	216.0	15:25:51.302
7	2:28.259	43.795	1:04.690	39.774	216.8	15:28:24.470	7	2:29.332	43.871	1:05.437	40.024	216.8	15:28:20.634
8	2:28.932	43.762	1:05.394	39.776	216.8	15:30:53.402	8	2:29.126	43.744		3:09.150	216.8	15:30:49.760
9	2:28.383	43.503	1:05.359	39.521	219.0	15:33:21.785	9	2:29.117	43.838	1:05.358	39.921	216.4	15:33:18.877
10	2:28.899	43.896		3:08.420	216.0	15:35:50.684	10	2:35.343	48.933	1:05.773	40.637	217.3	15:35:54.220
11	2:34.748	43.855		5:43.168	215.5	15:38:25.432	11	2:29.090	43.500	1:05.671	39.919	218.1	15:38:23.310
12	2:28.938	43.823	1:05.450	39.665	217.3	15:40:54.370	12	2:29.053	43.700	1:05.638	39.715	217.7	15:40:52.363

4

Ayumu Iwasa

8

Rafael Villagomez

Lap D	Time	Sector 1	Sector 2	Sector 3	T. Spd	Elapsed	Lap D	Time	Sector 1	Sector 2	Sector 3	T. Spd	Elapsed
1	15:13:01.636	15:10:57.127	1:17.103	47.406	179.4	15:13:01.636	1	15:13:22.265	15:11:10.593	1:27.648	44.024	127.3	15:13:22.265
2	2:42.424	49.541	1:10.802	42.081	192.8	15:15:44.060	2	2:37.100	45.896	1:09.929	41.275	204.9	15:15:59.365
3	2:32.794	44.672	1:07.485	40.637	213.8	15:18:16.854	3	2:32.526	44.583	1:07.639	40.304	218.1	15:18:31.891
4	2:30.426	43.960	1:06.309	40.157	216.8	15:20:47.280	4	2:33.867	43.724	1:07.622	42.521	219.9	15:21:05.758
5	2:29.782	43.682	1:05.860	40.240	216.0	15:23:17.062	5	2:30.739	43.760	1:06.953	40.026	218.1	15:23:36.497
6	2:29.905	43.835	1:06.008	40.062	216.0	15:25:46.967	6	2:31.899	43.672	1:06.954	41.273	218.6	15:26:08.396
7	2:29.548	43.896	1:05.574	40.078	216.4	15:28:16.515	7	2:29.872	43.670	1:06.337	39.865	218.1	15:28:38.268
8	2:36.022	43.845	1:12.076	40.101	216.0	15:30:52.537	8	2:31.004	43.704	1:06.143	41.157	217.3	15:31:09.272
9	2:30.424	43.663	1:05.655	41.106	217.7	15:33:22.961	9	2:35.258	43.683	1:11.723	39.852	219.0	15:33:44.530
10	2:29.388	43.455	1:05.966	39.967	219.0	15:35:52.349	10	2:30.515	44.832	1:05.761	39.922	218.1	15:36:15.045
11	2:29.533	43.524	1:05.995	40.014	218.6	15:38:21.882	11	2:29.959	43.625	1:06.305	40.029	219.9	15:38:45.004
12	2:29.455	43.687	1:05.879	39.889	215.5	15:40:51.337	12	2:30.079	43.604	1:06.515	39.960	217.7	15:41:15.083

6

Isack Hadjar

11

Valentino Catalano

JUNIOR

Lap D	Time	Sector 1	Sector 2	Sector 3	T. Spd	Elapsed	Lap D	Time	Sector 1	Sector 2	Sector 3	T. Spd	Elapsed
1	15:13:31.820	15:11:19.536	1:22.954	49.330	114.4	15:13:31.820	1	15:13:23.226	15:11:08.715	1:29.027	45.484	100.7	15:13:23.226
2	2:44.413	47.436	1:08.511	48.466	165.3	15:16:16.233	2	2:38.054	45.798	1:11.346	40.910	193.2	15:16:01.280
3	2:31.234	44.124	1:06.889	40.221	216.4	15:18:47.467	3	2:32.222	44.084	1:08.105	40.033	216.4	15:18:33.502
4	2:32.512	43.854	1:08.398	40.260	218.6	15:21:19.979	4	2:30.691	43.719	1:07.021	39.951	220.4	15:21:04.193
5	2:30.409	43.880	1:06.368	40.161	216.4	15:23:50.388	5	2:30.348	43.565	1:06.792	39.991	218.6	15:23:34.541
6	2:30.394	43.803	1:06.361	40.230	218.1	15:26:20.782	6	2:30.199	43.654	1:06.604	39.941	219.0	15:26:04.740
7	2:29.763	43.854	1:05.892	40.017	216.4	15:28:50.545	7	2:30.227	43.813	1:06.536	39.878	218.6	15:28:34.967
8	2:29.983	43.893	1:05.938	40.152	216.0	15:31:20.528	8	2:30.549	43.829	1:06.853	39.867	218.1	15:31:05.516
9	2:33.351	43.959	1:08.563	40.829	216.0	15:33:53.879	9	2:30.050	43.453	1:06.740	39.857	218.6	15:33:35.566
10	2:29.492	43.647	1:05.955	39.890	218.6	15:36:23.371	10	2:30.553	43.470	1:07.230	39.853	219.0	15:36:06.119
11	2:30.096	43.818	1:06.181	40.097	216.4	15:38:53.467	11	2:29.912	43.579	1:06.525	39.808	219.0	15:38:36.031
12	2:30.031	43.752		3:10.128	216.4	15:41:23.498	12	2:30.379	43.815	1:06.655	39.909	219.5	15:41:06.410





Spa Francorchamps
Championnat de France F4
Free Practice
Lap Analysis



12 Loris Cabirou

22 Daniel Ligier JUNIOR

Lap D	Time	Sector 1	Sector 2	Sector 3	T. Spd	Elapsed	Lap D	Time	Sector 1	Sector 2	Sector 3	T. Spd	Elapsed
1	15:13:08.581	15:11:01.397	1:21.364	45.820	140.0	15:13:08.581	1	15:13:10.034	15:11:00.291	1:22.200	47.543	148.7	15:13:10.034
2	2:43.215	49.775	1:11.917	41.523	189.4	15:15:51.796	2	2:48.224	50.111	1:14.921	43.192	160.9	15:15:58.258
3	2:34.876	44.898	1:09.400	40.578	210.1	15:18:26.672	3	2:40.908	47.840	1:10.795	42.273	190.8	15:18:39.166
4	2:33.222	44.375	1:08.882	39.965	216.8	15:20:59.894	4	2:35.297	45.180	1:09.145	40.972	214.2	15:21:14.463
5	2:30.700	43.804	1:06.789	40.107	218.6	15:23:30.594	5	2:33.680	45.005	1:08.005	40.670	212.1	15:23:48.143
6	2:30.291	43.765	1:06.571	39.955	218.6	15:26:00.885	6	2:35.034	44.472	1:08.607	41.955	213.4	15:26:23.177
7	2:30.206	43.527	1:06.505	40.174	219.5	15:28:31.091	7	2:32.440	44.525	1:07.317	40.598	214.2	15:28:55.617
8	2:30.133	43.500	1:06.883	39.750	220.8	15:31:01.224	8	2:31.608	44.479	1:06.806	40.323	213.4	15:31:27.225
9	2:29.896	43.535	1:06.419	39.942	218.1	15:33:31.120	9	2:31.556	44.294	1:06.823	40.439	214.7	15:33:58.781
10	2:29.807	43.618	1:06.316	39.873	217.7	15:36:00.927	10	2:31.040	43.997	1:06.737	40.306	214.7	15:36:29.821
11	2:29.392	43.574	1:06.029	39.789	217.7	15:38:30.319	11	2:35.617	47.242	1:06.983	41.392	210.9	15:39:05.438
12	2:29.310	43.664	1:05.882	39.764	218.1	15:40:59.629	12	2:31.032	43.929	1:06.951	40.152	216.8	15:41:36.470

16 Romain Leroux

23 Ivan Peklin

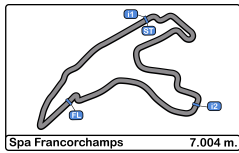
Lap D	Time	Sector 1	Sector 2	Sector 3	T. Spd	Elapsed	Lap D	Time	Sector 1	Sector 2	Sector 3	T. Spd	Elapsed
1	15:13:06.168	15:10:59.021	1:20.631	46.516	154.5	15:13:06.168	1	15:13:24.266	15:11:11.766	1:27.231	45.269	115.2	15:13:24.266
2	2:42.678	49.890	1:10.718	42.070	177.9	15:15:48.846	2	2:39.365	46.002	1:12.008	41.355	207.6	15:16:03.631
3	2:34.302	44.839	1:08.895	40.568	213.8	15:18:23.148	3	2:33.924	44.584	1:08.653	40.687	213.0	15:18:37.555
4	2:32.611	44.271	1:08.077	40.263	216.8	15:20:55.759	4	2:31.884	44.289	1:07.142	40.453	215.1	15:21:09.439
5	2:32.719	44.207	1:07.203	41.309	215.5	15:23:28.478	5	2:31.158	44.106	1:06.643	40.409	215.5	15:23:40.597
6	2:31.057	43.872	1:07.020	40.165	218.1	15:25:59.535	6	2:30.251	43.954	1:06.123	40.174	216.0	15:26:10.848
7	2:31.057	43.728	1:07.195	40.134	217.3	15:28:30.592	7	2:30.146	43.980	1:06.124	40.042	217.3	15:28:40.994
8	2:30.833	43.765	1:06.671	40.397	215.5	15:31:01.425	8	2:30.035	44.031	1:05.955	40.049	215.1	15:31:11.029
9	2:31.120	43.754	1:07.070	40.296	219.9	15:33:32.545	9	2:30.649	43.668	1:06.457	40.524	218.1	15:33:41.678
10	2:30.483	43.526	1:06.675	40.282	217.7	15:36:03.028	10	2:32.341	45.060	1:06.798	40.483	215.1	15:36:14.019
11	2:30.713	43.700	1:06.798	40.215	217.7	15:38:33.741	11	2:32.888	43.918	1:08.500	40.470	215.1	15:38:46.907
12	2:30.203	43.714	1:06.630	39.859	216.8	15:41:03.944	12	2:32.032	43.904	1:06.598	41.530	216.4	15:41:18.939

17 Noah Andy

69 Lev Lomko

Lap D	Time	Sector 1	Sector 2	Sector 3	T. Spd	Elapsed	Lap D	Time	Sector 1	Sector 2	Sector 3	T. Spd	Elapsed
1	15:13:11.524	15:11:02.062	1:21.164	48.298	145.7	15:13:11.524	1	15:13:17.909	15:11:05.771	1:25.607	46.531	124.4	15:13:17.909
2	2:51.063	49.891	1:18.283	42.889	182.4	15:16:02.587	2	2:47.801	50.055	1:14.757	42.989	180.6	15:16:05.710
3	2:48.393	47.111	1:16.069	45.213	166.6	15:18:50.980	3	2:39.348	46.001	1:11.072	42.275	174.4	15:18:45.058
4	2:34.206	45.150		3:19.419	213.8	15:21:25.186	4	2:37.977	45.987	1:11.126	40.864	213.0	15:21:23.035
5	2:31.561	44.252		5:50.980	216.0	15:23:56.747	5	2:35.757	45.113	1:09.541	41.103	214.7	15:23:58.792
6	2:32.350	45.080		8:23.330	214.7	15:26:29.097	6	2:34.797	45.105	1:08.913	40.779	216.0	15:26:33.589
7	2:50.082	51.498	1:13.520	45.064	155.8	15:29:19.179	7	2:34.079	45.458	1:08.176	40.445	216.4	15:29:07.668
8	2:37.872	44.762		3:22.936	213.4	15:31:57.051	8	2:33.002	44.391	1:07.949	40.662	217.3	15:31:40.670
9	2:30.911	44.455		5:53.847	213.8	15:34:27.962	9	2:33.054	44.675	1:07.764	40.615	216.0	15:34:13.724
10	2:45.449	44.153	1:14.705	46.591	214.7	15:37:13.411	10	2:32.486	44.442	1:07.584	40.460	215.5	15:36:46.210
11	2:30.286	44.244		3:16.877	214.2	15:39:43.697	11	2:33.312	44.473	1:08.355	40.484	216.0	15:39:19.522
12	3:38.378 P	44.228	1:21.973	1:32.177	215.1	15:43:22.075	12	2:32.290	44.485	1:07.465	40.340	216.4	15:41:51.812





Spa Francorchamps
Championnat de France F4
Free Practice
Lap Analysis



79

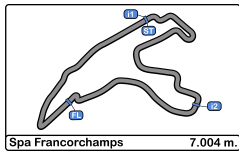
Owen Tangavelou

Lap	D	Time	Sector 1	Sector 2	Sector 3	T. Spd	Elapsed
1		15:13:35.236	15:11:12.407	1:32.224	50.605	107.0	15:13:35.236
2		2:47.192	51.818	1:12.504	42.870	178.8	15:16:22.428
3		2:35.588	45.685	1:08.981	40.922	215.1	15:18:58.016
4		2:32.679	44.854	1:07.515	40.310	214.2	15:21:30.695
5		2:31.685	44.430	1:06.985	40.270	215.5	15:24:02.380
6		2:31.524	44.108	1:07.102	40.314	217.7	15:26:33.904
7		2:31.024	44.546	1:06.453	40.025	216.4	15:29:04.928
8		2:30.158	43.979	1:06.105	40.074	216.4	15:31:35.086
9		2:30.289	43.903	1:06.387	39.999	216.0	15:34:05.375
10		2:29.743	43.816	1:05.892	40.035	216.8	15:36:35.118
11		2:29.836	43.728	1:05.729	40.379	217.3	15:39:04.954
12		2:29.432	43.793	1:05.601	40.038	216.4	15:41:34.386

85

Ren Sato

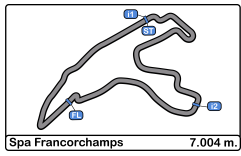
Lap	D	Time	Sector 1	Sector 2	Sector 3	T. Spd	Elapsed
1		15:13:32.425	15:11:20.094	1:22.827	49.504	110.2	15:13:32.425
2		2:44.723	47.439	1:08.679	48.605	172.5	15:16:17.148
3		2:31.855	43.894	1:07.058	40.903	219.0	15:18:49.003
4		2:32.756	43.796	1:07.468	41.492	219.0	15:21:21.759
5		2:30.120	43.715	1:06.285	40.120	218.6	15:23:51.879
6		2:30.031	43.727	1:06.370	39.934	219.0	15:26:21.910
7		2:30.408	43.529	1:06.085	40.794	219.9	15:28:52.318
8		2:30.104	43.713	1:06.229	40.162	218.1	15:31:22.422
9		2:30.114	43.535	1:06.564	40.015	218.6	15:33:52.536
10		2:29.796	43.708	1:05.995	40.093	217.3	15:36:22.332
11		2:32.197	45.197	1:06.888	40.112	206.8	15:38:54.529
12		2:30.205	43.940	1:06.361	39.904	219.9	15:41:24.734



Spa Francorchamps
Championnat de France F4
Free Practice
Best Sectors Results



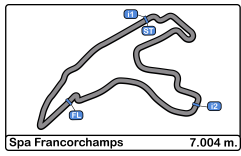
Sector - 1			Sector - 2			Sector - 3			Ideal Lap vs Best Lap						
Clas	Nº	Driver	Time	Nº	Driver	Time	Nº	Driver	Time	Clas	Nº	Driver	Ideal Lap	Best Lap	Clas
1	11	Valentino Catalano	43.453	2	Marijn Kremers	1:04.690	2	Marijn Kremers	39.521	1	2	Marijn Kremers	2:27.714	2:28.259	1
2	4	Ayumu Iwasa	43.455	7	Sami Meguetounif	1:05.358	7	Sami Meguetounif	39.715	2	7	Sami Meguetounif	2:28.573	2:29.053	2
3	7	Sami Meguetounif	43.500	4	Ayumu Iwasa	1:05.574	12	Loris Cabirou	39.750	3	4	Ayumu Iwasa	2:28.918	2:29.388	4
4	12	Loris Cabirou	43.500	79	Owen Tangavelou	1:05.601	11	Valentino Catalano	39.808	4	12	Loris Cabirou	2:29.132	2:29.310	3
5	2	Marijn Kremers	43.503	8	Rafael Villagomez	1:05.761	8	Rafael Villagomez	39.852	5	8	Rafael Villagomez	2:29.217	2:29.872	8
6	16	Romain Leroux	43.526	12	Loris Cabirou	1:05.882	16	Romain Leroux	39.859	6	79	Owen Tangavelou	2:29.328	2:29.432	5
7	85	Ren Sato	43.529	6	Isack Hadjar	1:05.892	4	Ayumu Iwasa	39.889	7	85	Ren Sato	2:29.428	2:29.796	7
8	8	Rafael Villagomez	43.604	23	Ivan Peklin	1:05.955	6	Isack Hadjar	39.890	8	6	Isack Hadjar	2:29.429	2:29.492	6
9	6	Isack Hadjar	43.647	85	Ren Sato	1:05.995	85	Ren Sato	39.904	9	23	Ivan Peklin	2:29.665	2:30.035	10
10	23	Ivan Peklin	43.668	11	Valentino Catalano	1:06.525	79	Owen Tangavelou	39.999	10	11	Valentino Catalano	2:29.786	2:29.912	9
11	79	Owen Tangavelou	43.728	16	Romain Leroux	1:06.630	23	Ivan Peklin	40.042	11	16	Romain Leroux	2:30.015	2:30.203	11
12	22	Daniel Ligier	43.929	22	Daniel Ligier	1:06.737	22	Daniel Ligier	40.152	12	22	Daniel Ligier	2:30.818	2:31.032	13
13	17	Noah Andy	44.153	69	Lev Lomko	1:07.465	69	Lev Lomko	40.340	13	69	Lev Lomko	2:32.196	2:32.290	14
14	69	Lev Lomko	44.391	17	Noah Andy	1:13.520	17	Noah Andy	42.889	14	17	Noah Andy	2:40.562	2:30.286	12



Spa Francorchamps
Championnat de France F4
Free Practice
Best 5 Lap Times



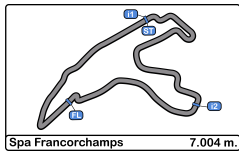
Cls	N°	Driver	Nat	Team	Class	Best 1		Best 2		Best 3		Best 4		Best 5	
						Time	Lap	Time	Lap	Time	Lap	Time	Lap	Time	Lap
1	2	Marijn Kremers	NLD			2:28.259	7	2:28.383	9	2:28.785	6	2:28.869	5	2:28.881	4
2	7	Sami Meguetounif	FRA			2:29.053	12	2:29.090	11	2:29.117	9	2:29.126	8	2:29.332	7
3	12	Loris Cabirou	FRA			2:29.310	12	2:29.392	11	2:29.807	10	2:29.896	9	2:30.133	8
4	4	Ayumu Iwasa	JPN			2:29.388	10	2:29.455	12	2:29.533	11	2:29.548	7	2:29.782	5
5	79	Owen Tangavelou	FRA			2:29.432	12	2:29.743	10	2:29.836	11	2:30.158	8	2:30.289	9
6	6	Isack Hadjar	FRA			2:29.492	10	2:29.763	7	2:29.983	8	2:30.031	12	2:30.096	11
7	85	Ren Sato	JPN			2:29.796	10	2:30.031	6	2:30.104	8	2:30.114	9	2:30.120	5
8	8	Rafael Villagomez	MEX			2:29.872	7	2:29.959	11	2:30.079	12	2:30.515	10	2:30.739	5
9	11	Valentino Catalano	DEU		JUNIO	2:29.912	11	2:30.050	9	2:30.199	6	2:30.227	7	2:30.348	5
10	23	Ivan Peklin	UKR			2:30.035	8	2:30.146	7	2:30.251	6	2:30.649	9	2:31.158	5
11	16	Romain Leroux	FRA			2:30.203	12	2:30.483	10	2:30.713	11	2:30.833	8	2:31.057	6
12	17	Noah Andy	FRA			2:30.286	11	2:30.911	9	2:31.561	5	2:32.350	6	2:34.206	4
13	22	Daniel Ligier	FRA		JUNIO	2:31.032	12	2:31.040	10	2:31.556	9	2:31.608	8	2:32.440	7
14	69	Lev Lomko	RUS			2:32.290	12	2:32.486	10	2:33.002	8	2:33.054	9	2:33.312	11



Spa Francorchamps
Championnat de France F4
Free Practice
Best 5 Top Speeds



Cls	N°	Driver	Nat	Team	Class	Top 1		Top 2		Top 3		Top 4		Top 5		Avg
						Km/h	Lap	Km/h	Lap	Km/h	Lap	Km/h	Lap	Km/h	Lap	
1	12	Loris Cahirou	FRA			220.8	8	219.5	7	218.6	5	218.6	6	218.1	9	219.1
2	11	Valentino Catalano	DEU		JUNIO	220.4	4	219.5	12	219.0	6	219.0	10	219.0	11	219.4
3	8	Rafael Villagomez	MEX			219.9	4	219.9	11	219.0	9	218.6	6	218.1	3	219.1
4	16	Romain Leroux	FRA			219.9	9	218.1	6	217.7	10	217.7	11	217.3	7	218.1
5	85	Ren Sato	JPN			219.9	7	219.9	12	219.0	3	219.0	4	219.0	6	219.4
6	2	Marijn Kremers	NLD			219.0	9	217.7	4	217.3	12	216.8	5	216.8	7	217.5
7	4	Ayumu Iwasa	JPN			219.0	10	218.6	11	217.7	9	216.8	4	216.4	7	217.7
8	6	Isack Hadjar	FRA			218.6	4	218.6	10	218.1	6	216.4	3	216.4	5	217.6
9	7	Sami Meguetounif	FRA			218.1	11	217.7	12	217.3	10	216.8	4	216.8	7	217.3
10	23	Ivan Peklin	UKR			218.1	9	217.3	7	216.4	12	216.0	6	215.5	5	216.6
11	79	Owen Tangavelou	FRA			217.7	6	217.3	11	216.8	10	216.4	7	216.4	8	216.9
12	69	Lev Lomko	RUS			217.3	8	216.4	7	216.4	12	216.0	6	216.0	9	216.4
13	22	Daniel Ligier	FRA		JUNIO	216.8	12	214.7	9	214.7	10	214.2	4	214.2	7	214.9
14	17	Noah Andy	FRA			216.0	5	215.1	12	214.7	6	214.7	10	214.2	11	214.9

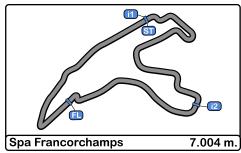


Spa Francorchamps
Championnat de France F4
Free Practice
Fastest Laps Sequence



Spa Francorchamps 7.004 m.

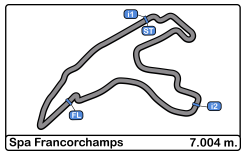
Lap	Time of Day	Session Time	N°	Driver	Nat	Team	Class	Time	Km/h
2	15:15:44.060	5:44.060	4	Ayumu Iwasa	JPN			2:42.424	155.2
2	15:15:58.621	5:58.621	2	Marijn Kremers	NLD			2:38.074	159.5
2	15:15:59.365	5:59.365	8	Rafael Villagomez	MEX			2:37.100	160.4
3	15:18:16.854	8:16.854	4	Ayumu Iwasa	JPN			2:32.794	165.0
3	15:18:29.676	8:29.676	2	Marijn Kremers	NLD			2:31.055	166.9
4	15:20:47.280	10:47.280	4	Ayumu Iwasa	JPN			2:30.426	167.6
4	15:20:51.056	10:51.056	7	Sami Meguetounif	FRA			2:30.388	167.6
4	15:20:58.557	10:58.557	2	Marijn Kremers	NLD			2:28.881	169.3
5	15:23:27.426	13:27.426	2	Marijn Kremers	NLD			2:28.869	169.3
6	15:25:56.211	15:56.211	2	Marijn Kremers	NLD			2:28.785	169.4
7	15:28:24.470	18:24.470	2	Marijn Kremers	NLD			2:28.259	170.0



Spa Francorchamps
Championnat de France F4
Free Practice
Event Best Maximum Speed

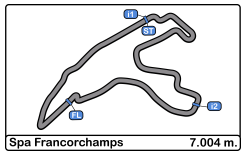


N°	Driver	Nat	Team	Class	Km/h	Session
12	Loris Cabirou	FRA			220.8	Free Practice
11	Valentino Catalano	DEU		JUNIOR	220.4	Free Practice
8	Rafael Villagomez	MEX			219.9	Free Practice
85	Ren Sato	JPN			219.9	Free Practice
16	Romain Leroux	FRA			219.9	Free Practice
2	Marijn Kremers	NLD			219.0	Free Practice
4	Ayumu Iwasa	JPN			219.0	Free Practice
6	Isack Hadjar	FRA			218.6	Free Practice
23	Ivan Peklin	UKR			218.1	Free Practice
7	Sami Meguetounif	FRA			218.1	Free Practice
79	Owen Tangavelou	FRA			217.7	Free Practice
69	Lev Lomko	RUS			217.3	Free Practice
22	Daniel Ligier	FRA		JUNIOR	216.8	Free Practice
17	Noah Andy	FRA			216.0	Free Practice



Spa Francorchamps
Championnat de France F4
Free Practice
Pit Stop Analysis

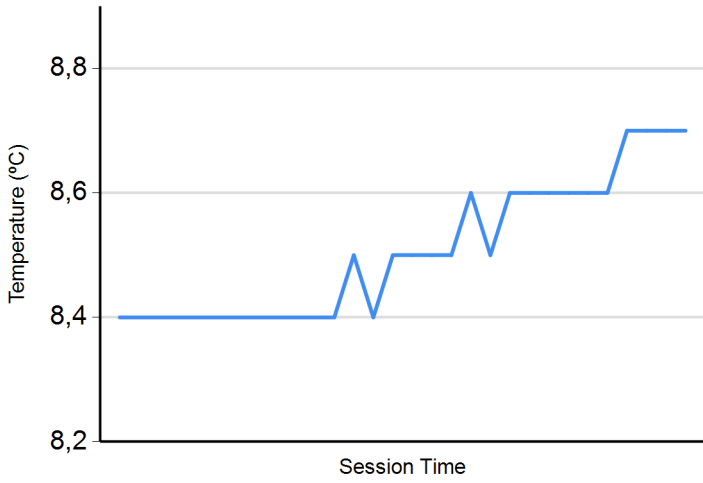




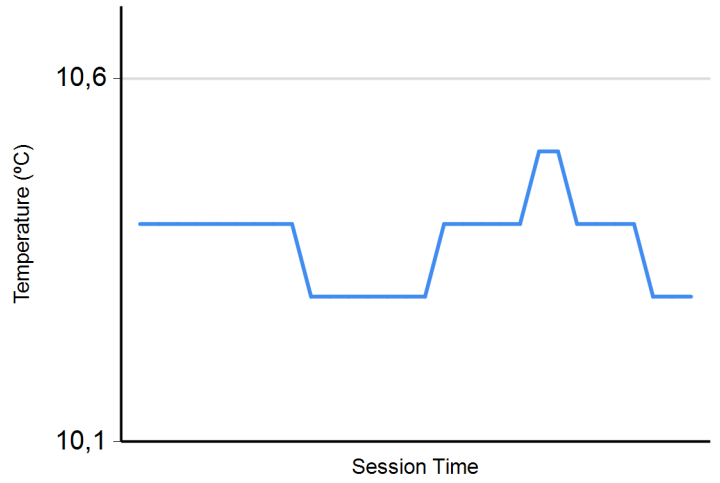
Spa Francorchamps
Championnat de France F4
Free Practice
Weather Report



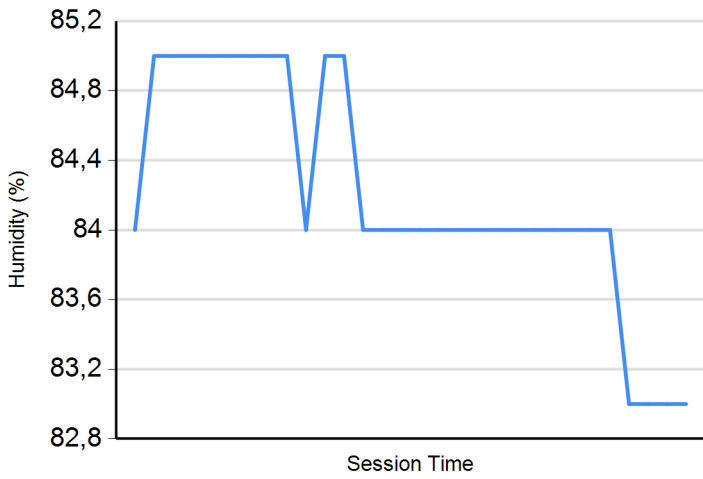
Air Temperature



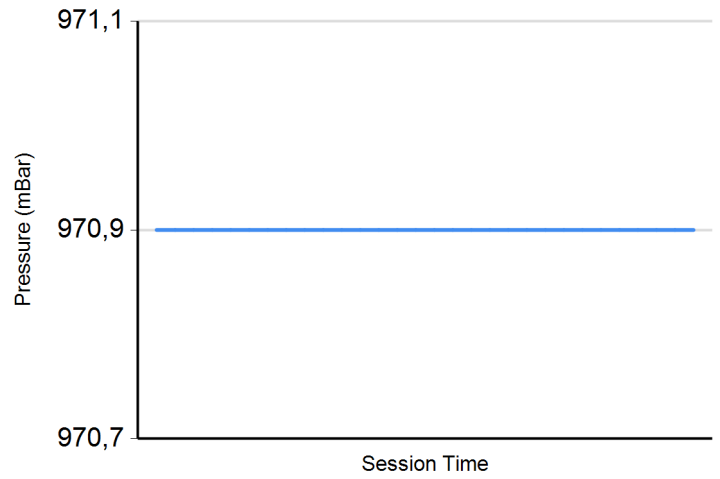
Track Temperature



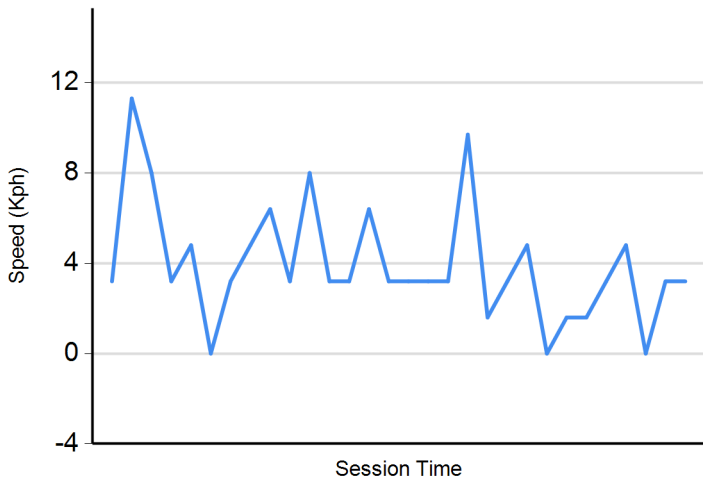
Humidity



Pressure



Wind Speed



Wind direction

North = 0°/360° Est = 90° South = 180° West = 270°

