

Circuito de Barcelona
International GT Open
Race - 1
Provisional Results



Cls	Nº	Entrant/Team	Nat	Driver 1	Nat	Driver 2	Nat	Vehicle	Cat	Cl	Laps	Total Time	Gap	Interval	Km/h	Best	Time	Km/h
1	72	Optimum Motorsport		Nick Moss		Joe Osborne		McLaren 720 S GT3	PROAM	1	37	1:10:31.633			146.5	19	1:45.682	158.5
2	16	Teo Martín Motorsport		Marcelo Hahn		Allam Khodair		McLaren 720 S GT3	PROAM	2	37	1:10:34.649	3.016	3.016	146.4	18	1:45.731	158.4
3	17	AF Corse / APM Monaco		Louis Prette		Vincent Abril		Ferrari 488 GT3	PRO	1	37	1:10:44.480	12.847	9.831	146.0	34	1:46.633	157.1
4	34	TF Sport		Salih Yoluc		Charlie Eastwood		Aston Martin Vantage GT3	PRO	2	37	1:10:45.349	13.716	0.869	146.0	7	1:46.056	158.0
5	33	RENO Racing		Jens Reno Moller		Reece Barr		Honda NSX GT3 Evo	PROAM	3	37	1:10:45.953	14.320	0.604	146.0	19	1:46.312	157.6
6	59	Teo Martín Motorsport		Miguel Ramos		Henrique Chaves		McLaren 720 S GT3	PRO	3	37	1:10:46.323	14.690	0.370	146.0	22	1:46.415	157.4
7	26	Team Lazarus		Fabrizio Crestani		Yannick Mettler		Bentley Continental GT3	PRO	4	37	1:10:47.261	15.628	0.938	145.9	19	1:46.375	157.5
8	61	AKKA ASP		Mauro Ricci		Jerome Policand		Mercedes AMG GT3 - 2020	AM	1	37	1:10:47.841	16.208	0.580	145.9	19	1:46.914	156.7
9	88	JP Motorsport		Patryk Krupinski		Christian Klien		Mercedes AMG GT3 - 2016	PROAM	4	37	1:10:50.703	19.070	2.862	145.8	20	1:46.781	156.9
10	7	Optimum Motorsport		Brendan Iribe		Ollie Millroy		McLaren 720 S GT3	PROAM	5	37	1:10:57.108	25.475	6.405	145.6	19	1:46.928	156.7
11	48	AF Corse / APM Monaco		Stephane Ortelli		Angelo Negro		Ferrari 488 GT3	PROAM	6	37	1:11:02.769	31.136	5.661	145.4	16	1:46.657	157.1
12	4	Boutsen Ginion		Claude-Yves Gosselin		Marc Rostan		Lamborghini Huracan GT3 EVO	AM	2	34	1:11:49.665	3 Laps	3 Laps	132.2	21	1:49.187	153.4

Fastest lap Moss - Osborne in 1:45.682 at 158.6 Km/h in lap 19

CAR #88 - 5 SECONDS TIME PENALTY TO BE ADDED TO RACE TIME - CAUSING A COLLISION

REPRIMAND (DRIVING) DRIVER 1 CAR 7 - CONTACT WITH CAR 59

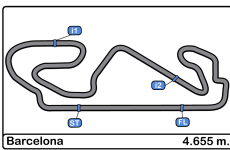
REPRIMAND (DRIVING) DRIVER 2 CAR 72 - CONTACT WITH CAR 48

Published at:.....

Track Temp: 30.2 °C Air Temp: 24.1 °C Humidity: 54 % Track Status: DRY

Stewards:	Race Director:	Timekeeper:
-----------	----------------	-------------





Circuito de Barcelona
International GT Open
Race - 1
Provisional Results by Class




Cls	Nº	Entrant/Team	Nat	Driver 1	Nat	Driver 2	Nat	Vehicle	Cat	Cl	Laps	Total Time	Gap	Interval	Km/h	Best	Time	Km/h	
PRO																			
1	17	AF Corse / APM Monaco	ITA	Louis Prette	MCO	Vincent Abril	MCO	Ferrari 488 GT3	PRO	1	37	1:10:44.480			146.0	34	1:46.633	157.1	
2	34	TF Sport	GBR	Salih Yoluc	TUR	Charlie Eastwood	IRL	Aston Martin Vantage GT3	PRO	2	37	1:10:45.349	13.716	0.869	146.0	7	1:46.056	158.0	
3	59	Teo Martín Motorsport	ESP	Miguel Ramos	PRT	Henrique Chaves	PRT	McLaren 720 S GT3	PRO	3	37	1:10:46.323	14.690	0.974	146.0	22	1:46.415	157.4	
4	26	Team Lazarus	ITA	Fabrizio Crestani	ITA	Yannick Mettler	CHE	Bentley Continental GT3	PRO	4	37	1:10:47.261	15.628	0.938	145.9	19	1:46.375	157.5	
PROAM																			
1	72	Optimum Motorsport	GBR	Nick Moss	GBR	Joe Osborne	GBR	McLaren 720 S GT3	PROAM	1	37	1:10:31.633			146.5	19	1:45.682	158.5	
2	16	Teo Martín Motorsport	ESP	Marcelo Hahn	BRA	Allam Khodair	BRA	McLaren 720 S GT3	PROAM	2	37	1:10:34.649	3.016	3.016	146.4	18	1:45.731	158.4	
3	33	RENO Racing	DNK	Jens Reno Moller	DNK	Reece Barr	IRL	Honda NSX GT3 Evo	PROAM	3	37	1:10:45.953	14.320	11.304	146.0	19	1:46.312	157.6	
4	88	JP Motorsport	POL	Patryk Krupinski	POL	Christian Klien	AUT	Mercedes AMG GT3 - 2016	PROAM	4	37	1:10:50.703	19.070	4.750	145.8	20	1:46.781	156.9	
5	7	Optimum Motorsport	GBR	Brendan Iribe	USA	Ollie Millroy	GBR	McLaren 720 S GT3	PROAM	5	37	1:10:57.108	25.475	6.405	145.6	19	1:46.928	156.7	
6	48	AF Corse / APM Monaco	ITA	Stephane Ortelli	MCO	Angelo Negro	ITA	Ferrari 488 GT3	PROAM	6	37	1:11:02.769	31.136	5.661	145.4	16	1:46.657	157.1	
AM																			
1	61	AKKA ASP	FRA	Mauro Ricci	ITA	Jerome Policand	FRA	Mercedes AMG GT3 - 2020	AM	1	37	1:10:47.841			145.9	19	1:46.914	156.7	
2	4	Boutsen Ginion	BEL	Claude-Yves Gosselin	FRA	Marc Rostan	FRA	Lamborghini Huracan GT3 EVO	AM	2	34	1:11:49.665	3 Laps	3 Laps	132.2	21	1:49.187	153.4	

Fastest lap Moss - Osborne in 1:45.682 at 158.6 Km/h in lap 19

Published at:.....

Track Temp: 30.2 °C Air Temp: 24.1 °C Humidity: 54 % Track Status: DRY

Stewards:	Race Director:	Timekeeper: 
-----------	----------------	---





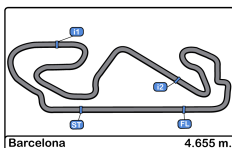
Circuit de Barcelona
International GT Open
Race - 1



Provisional Classification by Driver Fastest Lap

Cl	Nº	Entrant/Team	Nat	Vehicle	Driver	Nat	Cat	Cl	Laps	Best	Time	Gap	Interval	Km/h
1	72	Optimum Motorsport	GBR	McLaren 720 S GT3	Joe Osborne	GBR	PROAM	1	21	3	1:45.682			158.5
2	16	Teo Martín Motorsport	ESP	McLaren 720 S GT3	Allam Khodair	BRA	PROAM	2	22	3	1:45.731	0.049	0.049	158.4
3	34	TF Sport	GBR	Aston Martin Vantage GT3	Charlie Eastwood	IRL	PRO	1	22	7	1:46.056	0.374	0.325	158.0
4	33	RENO Racing	DNK	Honda NSX GT3 Evo	Reece Barr	IRL	PROAM	3	22	4	1:46.312	0.630	0.256	157.6
5	26	Team Lazarus	ITA	Bentley Continental GT3	Fabrizio Crestani	ITA	PRO	2	21	3	1:46.375	0.693	0.063	157.5
6	59	Teo Martín Motorsport	ESP	McLaren 720 S GT3	Henrique Chaves	PRT	PRO	3	22	7	1:46.415	0.733	0.040	157.4
7	34	TF Sport	GBR	Aston Martin Vantage GT3	Salih Yoluc	TUR	PRO	4	15	3	1:46.606	0.924	0.191	157.1
8	17	AF Corse / APM Monaco	ITA	Ferrari 488 GT3	Louis Prette	MCO	PRO	5	16	13	1:46.633	0.951	0.027	157.1
9	48	AF Corse / APM Monaco	ITA	Ferrari 488 GT3	Stephane Ortelli	MCO	PROAM	4	20	16	1:46.657	0.975	0.024	157.1
10	17	AF Corse / APM Monaco	ITA	Ferrari 488 GT3	Vincent Abril	MCO	PRO	6	21	20	1:46.753	1.071	0.096	156.9
11	88	JP Motorsport	POL	Mercedes AMG GT3 - 2016	Christian Klien	AUT	PROAM	5	22	20	1:46.781	1.099	0.028	156.9
12	61	AKKA ASP	FRA	Mercedes AMG GT3 - 2020	Jerome Policand	FRA	AM	1	22	4	1:46.914	1.232	0.133	156.7
13	7	Optimum Motorsport	GBR	McLaren 720 S GT3	Ollie Millroy	GBR	PROAM	6	22	19	1:46.928	1.246	0.014	156.7
14	7	Optimum Motorsport	GBR	McLaren 720 S GT3	Brendan Iribe	USA	PROAM	7	15	2	1:47.019	1.337	0.091	156.5
15	59	Teo Martín Motorsport	ESP	McLaren 720 S GT3	Miguel Ramos	PRT	PRO	7	15	7	1:47.511	1.829	0.492	155.8
16	88	JP Motorsport	POL	Mercedes AMG GT3 - 2016	Patryk Krupinski	POL	PROAM	8	15	8	1:47.826	2.144	0.315	155.4
17	26	Team Lazarus	ITA	Bentley Continental GT3	Yannick Mettler	CHE	PRO	8	16	4	1:47.960	2.278	0.134	155.2
18	72	Optimum Motorsport	GBR	McLaren 720 S GT3	Nick Moss	GBR	PROAM	9	16	9	1:48.406	2.724	0.446	154.5
19	16	Teo Martín Motorsport	ESP	McLaren 720 S GT3	Marcelo Hahn	BRA	PROAM	10	15	9	1:48.822	3.140	0.416	153.9
20	33	RENO Racing	DNK	Honda NSX GT3 Evo	Jens Reno Moller	DNK	PROAM	11	15	8	1:48.827	3.145	0.005	153.9
21	4	Boutsen Ginion	BEL	Lamborghini Huracan GT3 EVO	Marc Rostan	FRA	AM	2	20	7	1:49.187	3.505	0.360	153.4
22	48	AF Corse / APM Monaco	ITA	Ferrari 488 GT3	Angelo Negro	ITA	PROAM	12	17	11	1:49.421	3.739	0.234	153.1
23	61	AKKA ASP	FRA	Mercedes AMG GT3 - 2020	Mauro Ricci	ITA	AM	3	15	5	1:50.537	4.855	1.116	151.6
24	4	Boutsen Ginion	BEL	Lamborghini Huracan GT3 EVO	Claude-Yves Gosseli	FRA	AM	4	14	8	1:50.724	5.042	0.187	151.3





Circuito de Barcelona
International GT Open
Race - 1
Distance and Speed Average



Cls	Nº	Entrant/Team	Nat	Driver 1	Nat	Driver 2	Nat	Vehicle	Cat	Cls	Laps	Distance	Total Time	Km/h
1	72	Optimum Motorsport		Nick Moss		Joe Osborne		McLaren 720 S GT3	PROAM	1	37	172.23	1:10:31.633	146.5
2	16	Teo Martín Motorsport		Marcelo Hahn		Allam Khodair		McLaren 720 S GT3	PROAM	2	37	172.23	1:10:34.649	146.4
3	17	AF Corse / APM Monaco		Louis Prette		Vincent Abril		Ferrari 488 GT3	PRO	1	37	172.23	1:10:44.480	146.0
4	34	TF Sport		Salih Yoluc		Charlie Eastwood		Aston Martin Vantage GT3	PRO	2	37	172.23	1:10:45.349	146.0
5	33	RENO Racing		Jens Reno Moller		Reece Barr		Honda NSX GT3 Evo	PROAM	3	37	172.23	1:10:45.953	146.0
6	59	Teo Martín Motorsport		Miguel Ramos		Henrique Chaves		McLaren 720 S GT3	PRO	3	37	172.23	1:10:46.323	146.0
7	26	Team Lazarus		Fabrizio Crestani		Yannick Mettler		Bentley Continental GT3	PRO	4	37	172.23	1:10:47.261	145.9
8	61	AKKA ASP		Mauro Ricci		Jerome Policand		Mercedes AMG GT3 - 2020	AM	1	37	172.23	1:10:47.841	145.9
9	88	JP Motorsport		Patryk Krupinski		Christian Klien		Mercedes AMG GT3 - 2016	PROAM	4	37	172.23	1:10:50.703	145.8
10	7	Optimum Motorsport		Brendan Iribe		Ollie Millroy		McLaren 720 S GT3	PROAM	5	37	172.23	1:10:57.108	145.6
11	48	AF Corse / APM Monaco		Stephane Ortelli		Angelo Negro		Ferrari 488 GT3	PROAM	6	37	172.23	1:11:02.769	145.4
12	4	Boutsen Ginion		Claude-Yves Gosselin		Marc Rostan		Lamborghini Huracan GT3 EVO	AM	2	34	158.27	1:11:49.665	132.2





Circuit de Barcelona
International GT Open
Race - 1
Lap Analysis



4							7								
1 Claude-Yves Gosselin Lamborghini Huracan GT3 EVO							1 Brendan Iribe McLaren 720 S GT3								
AM							PROAM								
2 Marc Rostan Boutsen Ginion							2 Ollie Millroy Optimum Motorsport								
Lap	D	Time	Sector 1	Sector 2	Sector 3	T. Spd	Elapsed	Lap	D	Time	Sector 1	Sector 2	Sector 3	T. Spd	Elapsed
1	1	1:59.807	37.662	43.905	38.240	244.8	1:59.807	1	2	1:51.711	33.796	42.111	35.804	248.8	1:51.711
2	1	1:52.118	32.015	42.912	37.191	251.1	3:51.925	2	2	1:48.931	31.099	41.668	36.164	260.8	3:40.642
3	1	1:52.257	31.717	42.523	38.017	255.9	5:44.182	3	2	1:47.717	30.698	41.316	35.703	262.1	5:28.359
4	1	1:51.367	31.730	42.617	37.020	257.1	7:35.549	4	2	1:47.641	30.960	41.213	35.468	263.4	7:16.000
5	1	1:50.792	31.532	42.286	36.974	258.3	9:26.341	5	2	1:47.291	30.848	41.038	35.405	263.4	9:03.291
6	1	1:50.911	31.613	42.087	37.211	252.9	11:17.252	6	2	1:53.125	30.847	46.623	35.655	262.1	10:56.416
7	1	1:51.065	31.714	42.309	37.042	255.9	13:08.317	7	2	1:47.897	30.955	41.178	35.764	264.0	12:44.313
8	1	1:50.724	31.856	42.213	36.655	255.9	14:59.041	8	2	1:48.078	31.035	41.272	35.771	264.7	14:32.391
9	1	1:52.528	33.039	42.528	36.961	256.5	16:51.569	9	2	1:48.231	31.001	41.381	35.849	264.7	16:20.622
10	1	3:59.303	31.431	2:50.194	37.678	254.1	20:50.872	10	2	1:48.140	30.753	41.422	35.965	264.7	18:08.762
11	1	1:54.609	31.849	42.681	40.079	253.5	22:45.481	11	2	1:52.114	30.960	42.090	39.064	266.0	20:00.876
12	1	1:52.780	32.877	42.815	37.088	257.1	24:38.261	12	2	2:40.510	44.586	1:09.947	45.977	149.1	22:41.386
13	1	1:51.437	31.619	42.533	37.285	255.3	26:29.698	13	2	1:50.567	32.380	42.251	35.936	260.8	24:31.953
14	1	1:56.113 P	31.726	42.579	41.808	254.7	28:25.811	14	2	1:48.625	30.977	41.591	36.057	264.7	26:20.578
15	2	3:07.183	1:48.668	41.815	36.700	187.8	31:32.994	15	2	1:48.293	31.024	41.270	35.999	264.7	28:08.871
16	2	2:34.133	1:14.597	42.988	36.548	258.3	34:07.127	16	2	1:48.406	30.860	41.597	35.949	264.7	29:57.277
17	2	1:49.982	31.444	41.921	36.617	257.7	35:57.109	17	2	1:47.559	30.562	41.311	35.686	263.4	31:44.836
18	2	1:50.365	31.453	42.176	36.736	257.7	37:47.474	18	2	1:47.032	30.567	40.816	35.649	265.3	33:31.868
19	2	1:50.542	31.364	42.211	36.967	255.3	39:38.016	19	2	1:46.928	30.577	40.925	35.426	264.0	35:18.796
20	2	1:49.719	31.456	41.918	36.345	255.9	41:27.735	20	2	1:47.672	30.569	41.155	35.948	265.3	37:06.468
21	2	1:49.187	31.282	41.794	36.111	258.9	43:16.922	21	2	1:46.946	30.580	40.937	35.429	263.4	38:53.414
22	2	1:49.843	31.374	41.895	36.574	254.1	45:06.765	22	2	1:51.019 P	30.576	41.219	39.224	263.4	40:44.433
23	2	5:32.773 P	4:02.521	43.785	46.467	257.7	50:39.538	23	1	2:55.422	1:38.371	41.217	35.834	195.6	43:39.855
24	2	2:44.466	1:24.446	42.994	37.026	179.4	53:24.004	24	1	1:47.019	30.820	40.851	35.348	263.4	45:26.874
25	2	1:52.712	32.269	43.075	37.368	254.7	55:16.716	25	1	1:48.168	30.715	41.087	36.366	264.0	47:15.042
26	2	1:51.569	32.187	42.452	36.930	255.9	57:08.285	26	1	2:35.541	37.052	1:06.677	51.812	250.0	49:50.583
27	2	1:50.332	31.668	42.062	36.602	257.7	58:58.617	27	1	2:41.582	55.541	1:01.459	44.582	116.0	52:32.165
28	2	1:51.180	31.653	42.787	36.740	258.9	1:00:49.797	28	1	1:49.284	31.421	41.931	35.932	261.5	54:21.449
29	2	1:50.385	31.598	42.262	36.525	255.3	1:02:40.182	29	1	1:47.796	30.904	41.144	35.748	262.1	56:09.245
30	2	1:49.365	31.291	41.652	36.422	257.1	1:04:29.547	30	1	1:47.638	30.866	41.041	35.731	262.7	57:56.883
31	2	1:49.435	31.029	41.786	36.620	257.7	1:06:18.982	31	1	1:48.669	31.697	41.331	35.641	262.7	59:45.552
32	2	1:50.606	31.909	42.121	36.576	257.1	1:08:09.588	32	1	1:47.877	30.972	41.016	35.889	262.7	1:01:33.429
33	2	1:50.225	31.581	41.860	36.784	257.1	1:09:59.813	33	1	1:48.506	30.720	41.494	36.292	263.4	1:03:21.935
34	2	1:49.852	31.417	41.821	36.614	258.3	1:11:49.665	34	1	1:49.847	30.847	42.454	36.546	264.0	1:05:11.782
								35	1	1:49.113	30.678	41.067	37.368	265.3	1:07:00.895
								36	1	2:07.807	50.624	41.429	35.754	264.7	1:09:08.702
								37	1	1:48.406	31.021	41.316	36.069	263.4	1:10:57.108





Circuit de Barcelona
International GT Open
Race - 1
Lap Analysis



16

1 Marcelo Hahn

McLaren 720 S GT3

17

1 Louis Prette

Ferrari 488 GT3

PROAM

2 Allam Khodair

Teo Martin Motorsport

PRO

2 Vincent Abril

AF Corse / APM Monaco

Lap	D	Time	Sector 1	Sector 2	Sector 3	T. Spd	Elapsed	Lap	D	Time	Sector 1	Sector 2	Sector 3	T. Spd	Elapsed
1	1	1:56.675	36.954	42.850	36.871	252.9	1:56.675	1	2	1:51.196	33.464	41.785	35.947	247.1	1:51.196
2	1	1:50.834	32.031	41.788	37.015	262.7	3:47.509	2	2	1:47.440	30.818	41.176	35.446	258.3	3:38.636
3	1	1:50.092	31.535	42.069	36.488	263.4	5:37.601	3	2	1:47.097	30.536	41.061	35.500	261.5	5:25.733
4	1	1:49.728	31.398	41.976	36.354	264.0	7:27.329	4	2	1:47.269	30.705	41.087	35.477	261.5	7:13.002
5	1	1:50.090	31.646	41.872	36.572	264.7	9:17.419	5	2	1:46.932	30.736	40.958	35.238	260.8	8:59.934
6	1	1:48.983	31.172	41.666	36.145	262.7	11:06.402	6	2	1:46.939	30.662	41.005	35.272	261.5	10:46.873
7	1	1:48.984	31.094	41.718	36.172	264.7	12:55.386	7	2	1:47.473	30.656	41.457	35.360	261.5	12:34.346
8	1	1:49.075	31.269	41.633	36.173	264.0	14:44.461	8	2	1:47.135	30.624	41.115	35.396	260.8	14:21.481
9	1	1:48.822	31.156	41.631	36.035	264.7	16:33.283	9	2	1:47.268	30.652	41.008	35.608	260.8	16:08.749
10	1	1:48.944	30.959	41.522	36.463	266.0	18:22.227	10	2	1:46.981	30.591	40.953	35.437	261.5	17:55.730
11	1	1:50.946	31.292	42.708	36.946	265.3	20:13.173	11	2	1:49.859	31.014	41.676	37.169	263.4	19:45.589
12	1	2:30.380	35.479	1:09.532	45.369	264.7	22:43.553	12	2	2:51.184	53.276	1:11.325	46.583	185.8	22:36.773
13	1	1:51.441	32.050	42.665	36.726	262.1	24:34.994	13	2	1:47.940	31.116	41.231	35.593	260.8	24:24.713
14	1	1:49.632	31.310	42.102	36.220	265.3	26:24.626	14	2	1:47.309	30.696	41.138	35.475	262.1	26:12.022
15	1	1:55.581 P	31.170	41.790	42.621	266.0	28:20.207	15	2	1:47.270	30.643	41.107	35.520	262.1	27:59.292
16	2	2:53.866	1:37.454	41.016	35.396	196.3	31:14.073	16	2	1:47.195	30.470	41.244	35.481	262.1	29:46.487
17	2	1:46.432	30.477	40.836	35.119	265.3	33:00.505	17	2	1:47.040	30.491	40.878	35.671	262.1	31:33.527
18	2	1:45.731	30.190	40.526	35.015	266.0	34:46.236	18	2	1:47.633	31.311	40.966	35.356	263.4	33:21.160
19	2	1:46.481	30.561	40.702	35.218	267.9	36:32.717	19	2	1:47.070	30.611	40.971	35.488	262.1	35:08.230
20	2	1:46.101	30.270	40.529	35.302	265.3	38:18.818	20	2	1:46.753	30.451	41.000	35.302	262.1	36:54.983
21	2	1:46.993	30.528	40.679	35.786	266.6	40:05.811	21	2	1:50.502 P	30.486	41.076	38.940	262.1	38:45.485
22	2	1:47.218	30.635	41.167	35.416	265.3	41:53.029	22	1	3:10.841	1:54.327	40.878	35.636	191.8	41:56.326
23	2	1:47.403	30.735	40.902	35.766	264.7	43:40.432	23	1	1:46.681	30.862	40.689	35.130	258.3	43:43.007
24	2	1:47.195	30.745	40.975	35.475	265.3	45:27.627	24	1	1:46.955	30.906	40.891	35.158	262.1	45:29.962
25	2	1:48.220	30.498	40.988	36.734	266.6	47:15.847	25	1	1:48.105	30.612	40.827	36.666	261.5	47:18.067
26	2	2:36.170	38.228	1:06.432	51.510	226.8	49:52.017	26	1	2:34.544	37.212	1:05.938	51.394	230.7	49:52.611
27	2	2:40.496	55.907	1:00.623	43.966	116.6	52:32.513	27	1	2:40.197	55.910	1:00.814	43.473	123.2	52:32.808
28	2	1:53.113	31.921	42.090	39.102	262.1	54:25.626	28	1	1:53.001	32.004	42.022	38.975	260.8	54:25.809
29	2	1:48.607	31.610	41.387	35.610	263.4	56:14.233	29	1	1:50.390	32.330	42.062	35.998	259.6	56:16.199
30	2	1:48.396	30.830	41.642	35.924	266.6	58:02.629	30	1	1:48.337	30.642	41.351	36.344	262.7	58:04.536
31	2	1:47.658	30.776	41.197	35.685	265.3	59:50.287	31	1	1:47.908	30.883	41.309	35.716	261.5	59:52.444
32	2	1:47.855	31.093	41.176	35.586	267.9	1:01:38.142	32	1	1:47.409	30.608	41.497	35.304	263.4	1:01:39.853
33	2	1:46.886	30.464	41.042	35.380	266.6	1:03:25.028	33	1	1:47.474	30.802	41.467	35.205	264.0	1:03:27.327
34	2	1:47.270	30.504	41.067	35.699	267.3	1:05:12.298	34	1	1:46.633	30.555	40.797	35.281	262.7	1:05:13.960
35	2	1:48.240	30.566	41.231	36.443	267.3	1:07:00.538	35	1	1:47.575	30.588	41.073	35.914	264.0	1:07:01.535
36	2	1:47.245	30.650	40.990	35.605	265.3	1:08:47.783	36	1	1:50.349	32.646	41.533	36.170	261.5	1:08:51.884
37	2	1:46.866	30.586	40.897	35.383	266.0	1:10:34.649	37	1	1:52.596	32.096	43.383	37.117	251.7	1:10:44.480





Circuit de Barcelona
International GT Open
Race - 1
Lap Analysis



26

1 Fabrizio Crestani

Bentley Continental GT3

33

1 Jens Reno Moller

Honda NSX GT3 Evo

PRO

2 Yannick Mettler

Team Lazarus

PROAM

2 Reece Barr

RENO Racing

Lap	D	Time	Sector 1	Sector 2	Sector 3	T. Spd	Elapsed	Lap	D	Time	Sector 1	Sector 2	Sector 3	T. Spd	Elapsed
1	2	1:54.351	35.374	42.617	36.360	241.0	1:54.351	1	1	1:56.009	36.304	42.944	36.761	247.7	1:56.009
2	2	1:48.335	31.238	41.280	35.817	266.0	3:42.686	2	1	1:50.249	31.684	42.125	36.440	261.5	3:46.258
3	2	1:48.553	30.998	41.588	35.967	268.6	5:31.239	3	1	1:49.443	31.293	42.131	36.019	263.4	5:35.701
4	2	1:47.960	31.103	41.156	35.701	268.6	7:19.199	4	1	1:49.246	31.198	42.080	35.968	262.7	7:24.947
5	2	1:47.985	30.890	41.161	35.934	269.3	9:07.184	5	1	1:49.431	31.349	41.913	36.169	263.4	9:14.378
6	2	1:48.487	30.944	41.691	35.852	267.9	10:55.671	6	1	1:49.206	31.076	42.087	36.043	263.4	11:03.584
7	2	1:48.124	30.833	41.287	36.004	268.6	12:43.795	7	1	1:49.878	31.080	41.916	36.882	263.4	12:53.462
8	2	1:48.018	31.049	41.113	35.856	268.6	14:31.813	8	1	1:48.827	31.105	41.597	36.125	262.7	14:42.289
9	2	1:48.143	31.199	41.139	35.805	268.6	16:19.956	9	1	1:49.231	31.082	41.650	36.499	263.4	16:31.520
10	2	1:48.310	31.049	41.246	36.015	269.3	18:08.266	10	1	1:49.235	31.105	41.662	36.468	263.4	18:20.755
11	2	1:51.814	30.930	41.869	39.015	270.0	20:00.080	11	1	1:51.147	30.915	42.820	37.412	263.4	20:11.902
12	2	2:40.598	44.633	1:10.165	45.800	162.6	22:40.678	12	1	2:30.698	36.123	1:09.576	44.999	243.7	22:42.600
13	2	1:50.639	32.696	41.761	36.182	259.6	24:31.317	13	1	1:51.800	31.952	43.300	36.548	264.7	24:34.400
14	2	1:48.921	31.239	41.514	36.168	268.6	26:20.238	14	1	1:49.295	31.016	41.965	36.314	266.0	26:23.695
15	2	1:48.215	30.832	41.364	36.019	268.6	28:08.453	15	1	1:54.214 P	31.203	41.561	41.450	265.3	28:17.909
16	2	1:52.668 P	30.940	41.361	40.367	268.6	30:01.121	16	2	3:42.694	2:26.147	41.238	35.309	195.2	32:00.603
17	1	3:06.742	1:50.636	40.800	35.306	194.2	33:07.863	17	2	1:47.345	31.124	40.938	35.283	264.0	33:47.948
18	1	1:46.863	30.452	40.963	35.448	267.3	34:54.726	18	2	1:46.753	30.533	41.037	35.183	264.0	35:34.701
19	1	1:46.375	30.332	40.687	35.356	267.9	36:41.101	19	2	1:46.312	30.542	40.676	35.094	264.7	37:21.013
20	1	1:46.857	30.304	41.031	35.522	267.9	38:27.958	20	2	1:46.483	30.512	40.858	35.113	263.4	39:07.496
21	1	1:47.768	30.406	40.916	36.446	267.3	40:15.726	21	2	1:46.560	30.658	40.754	35.148	264.0	40:54.056
22	1	1:47.449	30.704	41.116	35.629	268.6	42:03.175	22	2	1:46.497	30.437	40.762	35.298	264.7	42:40.553
23	1	1:48.719	30.844	41.033	36.842	269.3	43:51.894	23	2	1:46.614	30.435	40.855	35.324	264.7	44:27.167
24	1	1:47.139	30.733	40.871	35.535	270.0	45:39.033	24	2	1:46.527	30.546	40.791	35.190	265.3	46:13.694
25	1	1:48.115	30.458	40.864	36.793	268.6	47:27.148	25	2	1:47.600	31.059	41.116	35.425	264.7	48:01.294
26	1	2:26.923	32.010	1:03.406	51.507	254.1	49:54.071	26	2	1:57.136	30.922	41.173	45.041	265.3	49:58.430
27	1	2:39.523	56.543	1:00.262	42.718	101.4	52:33.594	27	2	2:39.491	56.609	1:01.204	41.678	120.2	52:37.921
28	1	1:52.285	31.741	41.989	38.555	266.0	54:25.879	28	2	1:50.366	33.167	41.281	35.918	266.6	54:28.287
29	1	1:51.117	31.996	41.898	37.223	267.3	56:16.996	29	2	1:49.579	30.994	42.620	35.965	269.3	56:17.866
30	1	1:48.082	30.659	41.315	36.108	270.0	58:05.078	30	2	1:47.568	30.531	41.074	35.963	266.6	58:05.434
31	1	1:48.494	30.852	41.432	36.210	270.0	59:53.572	31	2	1:48.537	30.769	41.578	36.190	267.3	59:53.971
32	1	1:49.240	30.769	42.388	36.083	267.9	1:01:42.812	32	2	1:48.309	30.696	41.484	36.129	269.3	1:01:42.280
33	1	1:48.601	30.906	41.400	36.295	270.6	1:03:31.413	33	2	1:48.111	30.814	41.462	35.835	267.9	1:03:30.391
34	1	1:48.281	30.646	41.551	36.084	272.0	1:05:19.694	34	2	1:47.720	30.868	41.038	35.814	263.4	1:05:18.111
35	1	1:48.576	31.172	41.601	35.803	270.0	1:07:08.270	35	2	1:48.830	31.175	41.856	35.799	267.9	1:07:06.941
36	1	1:49.573	31.444	41.674	36.455	267.9	1:08:57.843	36	2	1:49.954	32.043	41.460	36.451	268.6	1:08:56.895
37	1	1:49.418	31.151	41.802	36.465	270.6	1:10:47.261	37	2	1:49.058	31.303	41.406	36.349	269.3	1:10:45.953





Circuit de Barcelona
International GT Open
Race - 1
Lap Analysis



34

1 Salih Yoluc

Aston Martin Vantage GT3 **48**

1 Stephane Ortelli

Ferrari 488 GT3

PRO 2 Charlie Eastwood TF Sport PROAM 2 Angelo Negro AF Corse / APM Monaco

Lap	D	Time	Sector 1	Sector 2	Sector 3	T. Spd	Elapsed	Lap	D	Time	Sector 1	Sector 2	Sector 3	T. Spd	Elapsed
1	2	1:50.404	33.108	41.709	35.587	250.0	1:50.404	1	1	1:53.881	35.078	42.340	36.463	250.5	1:53.881
2	2	1:46.916	30.750	40.791	35.375	260.2	3:37.320	2	1	1:47.978	30.874	41.171	35.933	261.5	3:41.859
3	2	1:46.431	30.448	40.811	35.172	261.5	5:23.751	3	1	1:48.443	30.967	41.419	36.057	264.0	5:30.302
4	2	1:46.361	30.493	40.667	35.201	262.1	7:10.112	4	1	1:47.805	30.850	41.281	35.674	257.7	7:18.107
5	2	1:46.254	30.514	40.677	35.063	262.1	8:56.366	5	1	1:47.580	30.696	41.146	35.738	264.0	9:05.687
6	2	1:46.186	30.419	40.700	35.067	262.1	10:42.552	6	1	1:48.623	31.191	41.707	35.725	264.0	10:54.310
7	2	1:46.056	30.377	40.650	35.029	262.1	12:28.608	7	1	1:47.735	30.730	41.323	35.682	263.4	12:42.045
8	2	1:46.171	30.411	40.722	35.038	262.7	14:14.779	8	1	1:47.672	30.829	41.124	35.719	264.7	14:29.717
9	2	1:46.372	30.633	40.651	35.088	263.4	16:01.151	9	1	1:47.690	30.858	41.072	35.760	266.0	16:17.407
10	2	1:46.478	30.375	40.755	35.348	264.0	17:47.629	10	1	1:47.921	31.050	41.252	35.619	265.3	18:05.328
11	2	1:49.946	30.422	42.414	37.110	263.4	19:37.575	11	1	1:54.391	30.499	41.947	41.945	266.0	19:59.719
12	2	2:58.546	1:00.198	1:11.555	46.793	101.2	22:36.121	12	1	2:40.606	44.488	1:09.661	46.457	190.1	22:40.325
13	2	1:47.179	30.850	41.093	35.236	260.2	24:23.300	13	1	1:49.846	32.362	41.714	35.770	260.2	24:30.171
14	2	1:46.676	30.546	40.754	35.376	262.1	26:09.976	14	1	1:48.475	30.914	41.258	36.303	262.7	26:18.646
15	2	1:46.308	30.379	40.714	35.215	262.7	27:56.284	15	1	1:47.540	30.646	41.015	35.879	263.4	28:06.186
16	2	1:46.291	30.275	40.681	35.335	263.4	29:42.575	16	1	1:46.657	30.522	40.775	35.360	264.0	29:52.843
17	2	1:46.800	30.684	40.941	35.175	263.4	31:29.375	17	1	1:46.836	30.348	40.807	35.681	264.7	31:39.679
18	2	1:46.111	30.426	40.601	35.084	265.3	33:15.486	18	1	1:47.064	30.636	40.872	35.556	265.3	33:26.743
19	2	1:46.135	30.342	40.600	35.193	266.0	35:01.621	19	1	1:47.493	31.072	40.822	35.599	266.0	35:14.236
20	2	1:46.357	30.306	40.792	35.259	266.0	36:47.978	20	1	1:51.930 P	31.148	41.158	39.624	266.0	37:06.166
21	2	1:46.171	30.389	40.743	35.039	266.0	38:34.149	21	2	3:04.372	1:44.983	42.200	37.189	191.8	40:10.538
22	2	1:49.571 P	30.229	40.560	38.782	264.7	40:23.720	22	2	1:50.366	31.526	41.787	37.053	259.6	42:00.904
23	1	3:04.019	1:47.753	40.783	35.483	196.3	43:27.739	23	2	1:50.687	31.471	42.024	37.192	260.8	43:51.591
24	1	1:46.715	30.580	40.812	35.323	262.1	45:14.454	24	2	1:49.851	31.813	41.665	36.373	262.7	45:41.442
25	1	1:46.606	30.589	40.661	35.356	262.7	47:01.060	25	2	1:50.228	31.626	41.736	36.866	261.5	47:31.670
26	1	2:48.264	49.294	1:06.615	52.355	165.6	49:49.324	26	2	2:23.313	32.362	59.285	51.666	260.8	49:54.983
27	1	2:41.988	55.446	1:01.395	45.147	118.2	52:31.312	27	2	2:40.222	56.304	1:00.573	43.345	119.4	52:35.205
28	1	1:53.801	31.930	42.060	39.811	257.1	54:25.113	28	2	1:51.457	32.281	42.176	37.000	258.9	54:26.662
29	1	1:48.519	31.480	41.266	35.773	260.2	56:13.632	29	2	1:53.283	32.175	42.549	38.559	261.5	56:19.945
30	1	1:48.545	31.016	41.657	35.872	264.7	58:02.177	30	2	1:50.513	31.524	42.025	36.964	261.5	58:10.458
31	1	1:47.571	30.585	41.274	35.712	265.3	59:49.748	31	2	1:49.421	31.354	41.872	36.195	261.5	59:59.879
32	1	1:51.984	32.598	42.454	36.932	266.0	1:01:41.732	32	2	1:49.946	31.674	42.005	36.267	262.1	1:01:49.825
33	1	1:47.848	30.590	41.378	35.880	266.0	1:03:29.580	33	2	1:50.955	31.532	42.048	37.375	262.1	1:03:40.780
34	1	1:48.171	30.747	41.336	36.088	267.9	1:05:17.751	34	2	1:50.149	31.504	41.870	36.775	260.8	1:05:30.929
35	1	1:48.933	31.140	41.795	35.998	268.6	1:07:06.684	35	2	1:50.078	31.290	41.911	36.877	261.5	1:07:21.007
36	1	1:48.650	31.401	41.622	35.627	266.0	1:08:55.334	36	2	1:51.180	32.084	42.752	36.344	260.8	1:09:12.187
37	1	1:50.015	30.757	41.840	37.418	265.3	1:10:45.349	37	2	1:50.582	31.390	42.276	36.916	261.5	1:11:02.769





Circuit de Barcelona
International GT Open
Race - 1
Lap Analysis



59

1 Miguel Ramos
 McLaren 720 S GT3
 PRO
 2 Henrique Chaves
 Teo Martin Motorsport

61

1 Mauro Ricci
 Mercedes AMG GT3 - 2020
 AM
 2 Jerome Policand
 AKKA ASP

Lap	D	Time	Sector 1	Sector 2	Sector 3	T. Spd	Elapsed	Lap	D	Time	Sector 1	Sector 2	Sector 3	T. Spd	Elapsed
1	1	1:53.090	34.701	42.180	36.209	246.5	1:53.090	1	1	1:58.976	37.359	43.800	37.817	247.7	1:58.976
2	1	1:48.446	30.847	41.343	36.256	264.7	3:41.536	2	1	1:52.121	32.016	42.842	37.263	257.7	3:51.097
3	1	1:48.302	30.864	41.537	35.901	265.3	5:29.838	3	1	1:52.583	31.565	43.278	37.740	258.3	5:43.680
4	1	1:47.732	30.877	41.132	35.723	266.0	7:17.570	4	1	1:51.488	31.637	42.681	37.170	258.3	7:35.168
5	1	1:47.755	30.867	41.117	35.771	266.0	9:05.325	5	1	1:50.537	31.270	42.367	36.900	258.9	9:25.705
6	1	1:48.412	30.890	41.989	35.533	265.3	10:53.737	6	1	1:51.084	31.498	42.393	37.193	258.9	11:16.789
7	1	1:47.511	30.890	41.063	35.558	266.6	12:41.248	7	1	1:51.025	31.723	42.217	37.085	258.3	13:07.814
8	1	1:47.968	30.803	41.437	35.728	266.6	14:29.216	8	1	1:50.749	31.729	42.192	36.828	258.9	14:58.563
9	1	1:47.532	30.885	41.093	35.554	265.3	16:16.748	9	1	1:53.506	33.214	42.505	37.787	258.3	16:52.069
10	1	1:47.609	30.767	41.204	35.638	267.3	18:04.357	10	1	1:52.078	31.664	43.848	36.566	258.3	18:44.147
11	1	1:55.068	30.634	41.976	42.458	267.3	19:59.425	11	1	1:54.838	31.564	46.065	37.209	258.9	20:38.985
12	1	2:40.707	43.916	1:10.101	46.690	180.0	22:40.132	12	1	2:06.084	31.853	48.622	45.609	257.7	22:45.069
13	1	1:52.550	33.619	42.838	36.093	262.7	24:32.682	13	1	2:11.307	50.076	43.805	37.426	260.8	24:56.376
14	1	1:48.406	30.844	41.631	35.931	267.3	26:21.088	14	1	1:51.445	32.068	42.666	36.711	261.5	26:47.821
15	1	1:54.778 P	30.986	41.907	41.885	267.3	28:15.866	15	1	1:55.924 P	31.406	42.861	41.657	262.1	28:43.745
16	2	3:09.459	1:53.030	40.991	35.438	194.9	31:25.325	16	2	3:04.428	1:47.321	41.616	35.491	175.8	31:48.173
17	2	1:47.017	30.560	41.132	35.325	265.3	33:12.342	17	2	1:47.992	31.279	41.254	35.459	261.5	33:36.165
18	2	1:46.775	30.448	41.051	35.276	267.3	34:59.117	18	2	1:47.340	30.843	40.967	35.530	261.5	35:23.505
19	2	1:47.503	30.529	41.131	35.843	266.0	36:46.620	19	2	1:46.914	30.630	40.968	35.316	261.5	37:10.419
20	2	1:55.380	32.409	46.516	36.455	257.1	38:42.000	20	2	1:47.024	30.524	41.143	35.357	261.5	38:57.443
21	2	1:46.685	30.379	41.057	35.249	265.3	40:28.685	21	2	1:47.210	30.670	41.190	35.350	261.5	40:44.653
22	2	1:46.415	30.368	40.738	35.309	265.3	42:15.100	22	2	1:47.268	30.807	40.974	35.487	260.2	42:31.921
23	2	1:46.423	30.235	40.804	35.384	266.0	44:01.523	23	2	1:47.416	30.695	41.068	35.653	260.8	44:19.337
24	2	1:46.905	30.440	40.873	35.592	266.0	45:48.428	24	2	1:47.679	30.899	41.074	35.706	260.2	46:07.016
25	2	1:50.759	30.881	42.217	37.661	267.3	47:39.187	25	2	1:50.470	31.154	42.328	36.988	261.5	47:57.486
26	2	2:16.309	31.799	53.365	51.145	260.8	49:55.496	26	2	2:00.068	32.308	42.430	45.330	254.7	49:57.554
27	2	2:39.791	56.472	1:00.758	42.561	127.9	52:35.287	27	2	2:40.072	56.883	1:01.207	41.982	121.7	52:37.626
28	2	1:50.820	31.202	41.498	38.120	264.7	54:26.107	28	2	1:50.057	32.239	41.511	36.307	260.2	54:27.683
29	2	1:48.971	31.519	41.591	35.861	267.9	56:15.078	29	2	1:51.210	31.401	42.443	37.366	265.3	56:18.893
30	2	1:49.128	30.842	41.797	36.489	268.6	58:04.206	30	2	1:48.248	31.076	41.387	35.785	262.7	58:07.141
31	2	1:48.935	30.760	41.361	36.814	266.6	59:53.141	31	2	1:48.064	30.984	41.343	35.737	262.7	59:55.205
32	2	1:48.865	30.651	41.346	36.868	268.6	1:01:42.006	32	2	1:48.394	30.904	41.551	35.939	263.4	1:01:43.599
33	2	1:48.272	30.811	41.336	36.125	266.6	1:03:30.278	33	2	1:49.211	31.463	41.503	36.245	264.7	1:03:32.810
34	2	1:48.604	31.380	41.297	35.927	266.0	1:05:18.882	34	2	1:48.155	31.065	41.305	35.785	263.4	1:05:20.965
35	2	1:48.770	31.669	41.308	35.793	267.9	1:07:07.652	35	2	1:48.306	31.066	41.486	35.754	264.7	1:07:09.271
36	2	1:49.741	31.750	41.542	36.449	267.9	1:08:57.393	36	2	1:49.356	31.208	41.657	36.491	265.3	1:08:58.627
37	2	1:48.930	31.352	41.450	36.128	268.6	1:10:46.323	37	2	1:49.214	31.280	41.584	36.350	264.7	1:10:47.841





Circuit de Barcelona
International GT Open
Race - 1
Lap Analysis



72

1 Nick Moss

McLaren 720 S GT3

88

1 Patryk Krupinski

Mercedes AMG GT3 - 2016

PROAM

2 Joe Osborne

Optimum Motorsport

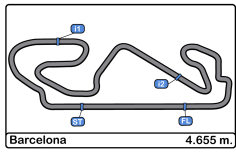
PROAM

2 Christian Klien

JP Motorsport

Lap	D	Time	Sector 1	Sector 2	Sector 3	T. Spd	Elapsed	Lap	D	Time	Sector 1	Sector 2	Sector 3	T. Spd	Elapsed
1	1	1:55.260	35.936	42.586	36.738	247.1	1:55.260	1	2	1:52.310	34.118	42.196	35.996	248.8	1:52.310
2	1	1:50.527	31.556	42.144	36.827	261.5	3:45.787	2	2	1:48.786	30.943	41.424	36.419	260.8	3:41.096
3	1	1:49.329	31.394	41.837	36.098	260.8	5:35.116	3	2	1:47.798	30.808	41.230	35.760	262.1	5:28.894
4	1	1:49.055	31.312	41.720	36.023	262.1	7:24.171	4	2	1:47.657	30.836	41.265	35.556	262.1	7:16.551
5	1	1:48.778	31.069	41.507	36.202	262.1	9:12.949	5	2	1:47.327	30.693	41.196	35.438	262.7	9:03.878
6	1	1:49.009	31.279	41.782	35.948	261.5	11:01.958	6	2	1:48.679	30.730	42.670	35.279	261.5	10:52.557
7	1	1:48.659	31.106	41.453	36.100	262.1	12:50.617	7	2	1:47.974	31.504	41.033	35.437	260.2	12:40.531
8	1	1:49.372	31.642	41.565	36.165	262.7	14:39.989	8	2	1:47.264	30.767	41.067	35.430	260.8	14:27.795
9	1	1:48.406	31.077	41.322	36.007	262.7	16:28.395	9	2	1:47.296	30.902	40.979	35.415	260.8	16:15.091
10	1	1:48.690	31.117	41.627	35.946	264.0	18:17.085	10	2	1:47.196	30.712	41.051	35.433	261.5	18:02.287
11	1	1:51.503	31.020	42.662	37.821	263.4	20:08.588	11	2	1:49.032	30.787	41.694	36.551	261.5	19:51.319
12	1	2:33.419	38.507	1:09.863	45.049	208.4	22:42.007	12	2	2:45.947	48.450	1:11.333	46.164	212.5	22:37.266
13	1	1:51.916	32.181	43.224	36.511	262.7	24:33.923	13	2	1:48.217	31.343	41.328	35.546	261.5	24:25.483
14	1	1:49.180	31.070	41.712	36.398	264.0	26:23.103	14	2	1:47.579	30.832	41.208	35.539	262.7	26:13.062
15	1	1:49.000	31.017	41.686	36.297	264.7	28:12.103	15	2	1:47.434	30.631	41.220	35.583	262.7	28:00.496
16	1	1:54.054 P	30.939	41.845	41.270	264.0	30:06.157	16	2	1:47.318	30.727	40.987	35.604	262.1	29:47.814
17	2	3:03.979	1:48.597	40.578	34.804	197.0	33:10.136	17	2	1:47.154	30.755	40.927	35.472	262.7	31:34.968
18	2	1:45.745	30.201	40.476	35.068	264.7	34:55.881	18	2	1:48.117	31.322	41.255	35.540	264.0	33:23.085
19	2	1:45.682	30.152	40.536	34.994	265.3	36:41.563	19	2	1:46.998	30.672	40.842	35.484	263.4	35:10.083
20	2	1:46.704	30.122	41.319	35.263	264.7	38:28.267	20	2	1:46.781	30.587	40.830	35.364	264.0	36:56.864
21	2	1:46.956	30.430	41.034	35.492	264.7	40:15.223	21	2	1:47.027	30.597	40.913	35.517	263.4	38:43.891
22	2	1:46.806	30.597	40.825	35.384	264.0	42:02.029	22	2	1:51.285 P	30.717	41.058	39.510	262.7	40:35.176
23	2	1:48.050	30.636	41.839	35.575	266.0	43:50.079	23	1	2:56.276	1:38.992	41.457	35.827	194.9	43:31.452
24	2	1:46.719	30.482	40.803	35.434	264.0	45:36.798	24	1	1:48.614	31.099	41.484	36.031	260.8	45:20.066
25	2	1:47.115	30.491	40.819	35.805	264.7	47:23.913	25	1	1:48.554	30.889	41.517	36.148	260.8	47:08.620
26	2	2:29.847	32.635	1:05.317	51.895	263.4	49:53.760	26	1	2:41.128	42.440	1:06.583	52.105	260.8	49:49.748
27	2	2:39.391	56.231	1:00.049	43.111	124.2	52:33.151	27	1	2:42.171	55.538	1:01.306	45.327	120.5	52:31.919
28	2	1:50.216	31.921	41.810	36.485	265.3	54:23.367	28	1	1:50.887	32.160	42.100	36.627	255.9	54:22.806
29	2	1:48.611	30.849	41.501	36.261	264.7	56:11.978	29	1	1:50.514	30.985	41.758	37.771	259.6	56:13.320
30	2	1:47.087	30.693	41.044	35.350	264.0	57:59.065	30	1	1:47.826	30.804	41.232	35.790	261.5	58:01.146
31	2	1:46.924	30.477	40.903	35.544	264.0	59:45.989	31	1	1:48.234	30.860	41.360	36.014	262.1	59:49.380
32	2	1:47.873	30.868	41.099	35.906	264.0	1:01:33.862	32	1	1:49.749	31.425	41.665	36.659	262.1	1:01:39.129
33	2	1:48.635	30.617	41.174	36.844	264.7	1:03:22.497	33	1	1:49.964	31.124	42.470	36.370	263.4	1:03:29.093
34	2	1:48.387	30.512	42.246	35.629	265.3	1:05:10.884	34	1	1:48.400	30.898	41.321	36.181	262.7	1:05:17.493
35	2	1:46.507	30.489	40.739	35.279	264.7	1:06:57.391	35	1	1:48.977	31.257	41.527	36.193	262.1	1:07:06.470
36	2	1:46.920	30.508	41.118	35.294	264.7	1:08:44.311	36	1	1:49.893	32.048	41.748	36.097	264.0	1:08:56.363
37	2	1:47.322	30.686	41.086	35.550	264.7	1:10:31.633	37	1	1:49.340	30.920	41.469	36.951	264.0	1:10:45.703





**Circuit de Barcelona
International GT Open
Race - 1
Analysis by Lap**



Num	Lap Time	Gap	Num	Lap Time	Gap	Num	Lap Time	Gap	Num	Lap Time	Gap	Num	Lap Time	Gap
Lap 1			4	1:52.257	20.431	16	1:48.983	23.850	72	1:48.406	27.244	7	2:40.510	05.265
34	1:50.404		Num Lap Time Gap			61	1:51.084	34.237	33	1:49.231	30.369	72	2:33.419	05.886
17	1:51.196	00.792	Lap 4			4	1:50.911	34.700	16	1:48.822	32.132	33	2:30.698	06.479
7	1:51.711	01.307	34	1:46.361		Num Lap Time Gap			4	1:52.528	50.418	16	2:30.380	07.432
88	1:52.310	01.906	17	1:47.269	02.890	Lap 7			61	1:53.506	50.918	61	2:06.084	08.948
59	1:53.090	02.686	7	1:47.641	05.888	34	1:46.056		Num Lap Time Gap			4	1:54.609	1 Lap
48	1:53.881	03.477	88	1:47.657	06.439	17	1:47.473	05.738	Lap 10			Num Lap Time Gap		
26	1:54.351	03.947	59	1:47.732	07.458	88	1:47.974	11.923	34	1:46.478		Lap 13		
72	1:55.260	04.856	48	1:47.805	07.995	59	1:47.511	12.640	17	1:46.981	08.101	34	1:47.179	
33	1:56.009	05.605	26	1:47.960	09.087	48	1:47.735	13.437	88	1:47.196	14.658	17	1:47.940	01.413
16	1:56.675	06.271	72	1:49.055	14.059	26	1:48.124	15.187	59	1:47.609	16.728	88	1:48.217	02.183
61	1:58.976	08.572	33	1:49.246	14.835	7	1:47.897	15.705	48	1:47.921	17.699	48	1:49.846	06.871
4	1:59.807	09.403	16	1:49.728	17.217	72	1:48.659	22.009	26	1:48.310	20.637	26	1:50.639	08.017
Num Lap Time Gap			61	1:51.488	25.056	33	1:49.878	24.854	7	1:48.140	21.133	7	1:50.567	08.653
Lap 2			4	1:51.367	25.437	16	1:48.984	26.778	72	1:48.690	29.456	59	1:52.550	09.382
34	1:46.916		Num Lap Time Gap			61	1:51.025	39.206	33	1:49.235	33.126	72	1:51.916	10.623
17	1:47.440	01.316	Lap 5			4	1:51.065	39.709	16	1:48.944	34.598	33	1:51.800	11.100
7	1:48.931	03.322	34	1:46.254		Num Lap Time Gap			61	1:52.078	56.518	16	1:51.441	11.694
88	1:48.786	03.776	17	1:46.932	03.568	Lap 8			Num Lap Time Gap			4	1:52.780	1 Lap
59	1:48.446	04.216	7	1:47.291	06.925	34	1:46.171		Lap 11			61	2:11.307	33.076
48	1:47.978	04.539	88	1:47.327	07.512	17	1:47.135	06.702	34	1:49.946		Num Lap Time Gap		
26	1:48.335	05.366	59	1:47.755	08.959	88	1:47.264	13.016	17	1:49.859	08.014	Lap 14		
72	1:50.527	08.467	48	1:47.580	09.321	59	1:47.968	14.437	88	1:49.032	13.744	34	1:46.676	
33	1:50.249	08.938	26	1:47.985	10.818	48	1:47.672	14.938	59	1:55.068	21.850	17	1:47.309	02.046
16	1:50.834	10.189	72	1:48.778	16.583	26	1:48.018	17.034	48	1:54.391	22.144	88	1:47.579	03.086
61	1:52.121	13.777	33	1:49.431	18.012	7	1:48.078	17.612	26	1:51.814	22.505	48	1:48.475	08.670
4	1:52.118	14.605	16	1:50.090	21.053	72	1:49.372	25.210	7	1:52.114	23.301	26	1:48.921	10.262
Num Lap Time Gap			61	1:50.537	29.339	33	1:48.827	27.510	72	1:51.503	31.013	7	1:48.625	10.602
Lap 3			4	1:50.792	29.975	16	1:49.075	29.682	33	1:51.147	34.327	59	1:48.406	11.112
34	1:46.431		Num Lap Time Gap			61	1:50.749	43.784	16	1:50.946	35.598	72	1:49.180	13.127
17	1:47.097	01.982	Lap 6			4	1:50.724	44.262	61	1:54.838	1:01.410	33	1:49.295	13.719
7	1:47.717	04.608	34	1:46.186		Num Lap Time Gap			4	3:59.303	1 Lap	16	1:49.632	14.650
88	1:47.798	05.143	17	1:46.939	04.321	Lap 9			Num Lap Time Gap			4	1:51.437	1 Lap
59	1:48.302	06.087	88	1:48.679	10.005	34	1:46.372		Lap 12			61	1:51.445	37.845
48	1:48.443	06.551	59	1:48.412	11.185	17	1:47.268	07.598	34	2:58.546		Num Lap Time Gap		
26	1:48.553	07.488	48	1:48.623	11.758	88	1:47.296	13.940	17	2:51.184	00.652	Lap 15		
72	1:49.329	11.365	26	1:48.487	13.119	59	1:47.532	15.597	88	2:45.947	01.145	34	1:46.308	
33	1:49.443	11.950	7	1:53.125	13.864	48	1:47.690	16.256	59	2:40.707	04.011	17	1:47.270	03.008
16	1:50.092	13.850	72	1:49.009	19.406	26	1:48.143	18.805	48	2:40.606	04.204	88	1:47.434	04.212
61	1:52.583	19.929	33	1:49.206	21.032	7	1:48.231	19.471	26	2:40.598	04.557	48	1:47.540	09.902





Circuit de Barcelona
International GT Open
Race - 1
Analysis by Lap



Num	Lap Time	Gap
26	1:48.215	12.169
7	1:48.293	12.587
72	1:49.000	15.819
59	1:54.778	19.582
33	1:54.214	21.625
16	1:55.581	23.923
4	1:56.113	1 Lap
61	1:55.924	47.461

Num	Lap Time	Gap
34	1:46.291	
17	1:47.195	03.912
88	1:47.318	05.239
48	1:46.657	10.268
7	1:48.406	14.702
26	1:52.668	18.546
72	1:54.054	23.582
16	2:53.866	1:31.498
59	3:09.459	1:42.750

Num	Lap Time	Gap
34	1:46.800	
4	3:07.183	2 Laps
17	1:47.040	04.152
88	1:47.154	05.593
48	1:46.836	10.304
7	1:47.559	15.461
61	3:04.428	1 Lap
33	3:42.694	1 Lap
16	1:46.432	1:31.130
26	3:06.742	1:38.488
72	3:03.979	1:40.761
59	1:47.017	1:42.967

Num	Lap Time	Gap
34	1:46.111	
17	1:47.633	05.674
88	1:48.117	07.599
48	1:47.064	11.257
7	1:47.032	16.382

Num	Lap Time	Gap
61	1:47.992	1 Lap
33	1:47.345	1 Lap
4	2:34.133	2 Laps
16	1:45.731	1:30.750
26	1:46.863	1:39.240
72	1:45.745	1:40.395
59	1:46.775	1:43.631

Num	Lap Time	Gap
34	1:46.135	
17	1:47.070	06.609
88	1:46.998	08.462
48	1:47.493	12.615
7	1:46.928	17.175
61	1:47.340	1 Lap
33	1:46.753	1 Lap
4	1:49.982	2 Laps
16	1:46.481	1:31.096
26	1:46.375	1:39.480
72	1:45.682	1:39.942
59	1:47.503	1:44.999

Num	Lap Time	Gap
34	1:46.357	
17	1:46.753	07.005
88	1:46.781	08.886
48	1:51.930	18.188
7	1:47.672	18.490
61	1:46.914	1 Lap
33	1:46.312	1 Lap
4	1:50.365	2 Laps
16	1:46.101	1:30.840
26	1:46.857	1:39.980
72	1:46.704	1:40.289

Num	Lap Time	Gap
34	1:46.171	
59	1:55.380	1 Lap
88	1:47.027	09.742
17	1:50.502	11.336

Num	Lap Time	Gap
7	1:46.946	19.265
61	1:47.024	1 Lap
33	1:46.483	1 Lap
4	1:50.542	2 Laps
16	1:46.993	1:31.662
48	3:04.372	1:36.389
72	1:46.956	1:41.074
26	1:47.768	1:41.577

Num	Lap Time	Gap
34	1:49.571	
59	1:46.685	1 Lap
88	1:51.285	11.456
7	1:51.019	20.713
61	1:47.210	1 Lap
33	1:46.560	1 Lap
4	1:49.719	2 Laps
16	1:47.218	1:29.309
17	3:10.841	1:32.606
48	1:50.366	1:37.184
72	1:46.806	1:38.309
26	1:47.449	1:39.455
59	1:46.415	1:51.380
61	1:47.268	2:08.201
33	1:46.497	2:16.833
4	1:49.187	1 Lap

Num	Lap Time	Gap
34	1:47.268	2:08.201
33	1:46.497	2:16.833
4	1:49.187	1 Lap

Num	Lap Time	Gap
34	3:04.019	
88	2:56.276	03.713
7	2:55.422	12.116
16	1:47.403	12.693
17	1:46.681	15.268
72	1:48.050	22.340
48	1:50.687	23.852
26	1:48.719	24.155
59	1:46.423	33.784
61	1:47.416	51.598
33	1:46.614	59.428
4	1:49.843	1 Lap

Num	Lap Time	Gap
34	1:46.715	
88	1:48.614	05.612
7	1:47.019	12.420
16	1:47.195	13.173
17	1:46.955	15.508
72	1:46.719	22.344
26	1:47.139	24.579
48	1:49.851	26.988
59	1:46.905	33.974
61	1:47.679	52.562
33	1:46.527	59.240

Num	Lap Time	Gap
34	1:46.606	
88	1:48.554	07.560
7	1:48.168	13.982
16	1:48.220	14.787
17	1:48.105	17.007
72	1:47.115	22.853
26	1:48.115	26.088
48	1:50.228	30.610
59	1:50.759	38.127
61	1:50.470	56.426
33	1:47.600	1:00.234

Num	Lap Time	Gap
34	2:48.264	
88	2:41.128	00.424
7	2:35.541	01.259
16	2:36.170	02.693
17	2:34.544	03.287
72	2:29.847	04.436
26	2:26.923	04.747
48	2:23.313	05.659
59	2:16.309	06.172
61	2:00.068	08.230
33	1:57.136	09.106
4	5:32.773	3 Laps

Num	Lap Time	Gap
34	2:41.128	00.424
7	2:35.541	01.259
16	2:36.170	02.693
17	2:34.544	03.287
72	2:29.847	04.436
26	2:26.923	04.747
48	2:23.313	05.659
59	2:16.309	06.172
61	2:00.068	08.230
33	1:57.136	09.106
4	5:32.773	3 Laps

Num	Lap Time	Gap
34	2:41.988	
88	2:42.171	00.607
7	2:41.582	00.853
16	2:40.496	01.201
17	2:40.197	01.496
72	2:39.391	01.839
26	2:39.523	02.282
48	2:40.222	03.893
59	2:39.791	03.975
61	2:40.072	06.314
33	2:39.491	06.609
4	2:44.466	3 Laps

Num	Lap Time	Gap
7	1:49.284	
88	1:50.887	01.357
72	1:50.216	01.918
34	1:53.801	03.664
16	1:53.113	04.177
17	1:53.001	04.360
26	1:52.285	04.430
59	1:50.820	04.658
48	1:51.457	05.213
61	1:50.057	06.234
33	1:50.366	06.838
4	1:52.712	3 Laps

Num	Lap Time	Gap
7	1:47.796	
72	1:48.611	02.733
88	1:50.514	04.075
34	1:48.519	04.387
16	1:48.607	04.988
59	1:48.971	05.833
17	1:50.390	06.954
26	1:51.117	07.751
33	1:49.579	08.621
61	1:51.210	09.648
48	1:53.283	10.700

Num	Lap Time	Gap
7	1:47.796	
72	1:48.611	02.733
88	1:50.514	04.075
34	1:48.519	04.387
16	1:48.607	04.988
59	1:48.971	05.833
17	1:50.390	06.954
26	1:51.117	07.751
33	1:49.579	08.621
61	1:51.210	09.648
48	1:53.283	10.700



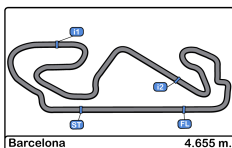


Circuit de Barcelona
International GT Open
Race - 1
Analysis by Lap



Num	Lap Time	Gap	Num	Lap Time	Gap	Num	Lap Time	Gap
4	1:51.569	3 Laps	61	1:48.394	10.170	59	1:48.770	10.261
Num	Lap Time	Gap	48	1:49.946	16.396	26	1:48.576	10.879
Lap 30			4	1:50.385	3 Laps	61	1:48.306	11.880
7	1:47.638		Num	Lap Time	Gap	48	1:50.078	23.616
72	1:47.087	02.182	Lap 33			4	1:50.606	3 Laps
88	1:47.826	04.263	7	1:48.506		Num	Lap Time	Gap
34	1:48.545	05.294	72	1:48.635	00.562	Lap 36		
16	1:48.396	05.746	16	1:46.886	03.093	72	1:46.920	
59	1:49.128	07.323	17	1:47.474	05.392	16	1:47.245	03.472
17	1:48.337	07.653	88	1:49.964	07.158	17	1:50.349	07.573
26	1:48.082	08.195	34	1:47.848	07.645	34	1:48.650	11.023
33	1:47.568	08.551	59	1:48.272	08.343	88	1:49.893	12.052
61	1:48.248	10.258	33	1:48.111	08.456	33	1:49.954	12.584
48	1:50.513	13.575	26	1:48.601	09.478	59	1:49.741	13.082
4	1:50.332	3 Laps	61	1:49.211	10.875	26	1:49.573	13.532
Num	Lap Time	Gap	48	1:50.955	18.845	61	1:49.356	14.316
Lap 31			4	1:49.365	3 Laps	7	2:07.807	24.391
7	1:48.669		Num	Lap Time	Gap	48	1:51.180	27.876
72	1:46.924	00.437	Lap 34			4	1:50.225	3 Laps
88	1:48.234	03.828	72	1:48.387		Num	Lap Time	Gap
34	1:47.571	04.196	7	1:49.847	00.898	Lap 37		
16	1:47.658	04.735	16	1:47.270	01.414	72	1:47.322	
17	1:47.908	06.892	17	1:46.633	03.076	16	1:46.866	03.016
59	1:48.935	07.589	88	1:48.400	06.609	17	1:52.596	12.847
26	1:48.494	08.020	34	1:48.171	06.867	34	1:50.015	13.716
33	1:48.537	08.419	33	1:47.720	07.227	88	1:49.340	14.070
61	1:48.064	09.653	59	1:48.604	07.998	33	1:49.058	14.320
48	1:49.421	14.327	26	1:48.281	08.810	59	1:48.930	14.690
4	1:51.180	3 Laps	61	1:48.155	10.081	26	1:49.418	15.628
Num	Lap Time	Gap	48	1:50.149	20.045	61	1:49.214	16.208
Lap 32			4	1:49.435	3 Laps	7	1:48.406	25.475
7	1:47.877		Num	Lap Time	Gap	48	1:50.582	31.136
72	1:47.873	00.433	Lap 35			4	1:49.852	3 Laps
16	1:47.855	04.713	72	1:46.507				
88	1:49.749	05.700	16	1:48.240	03.147			
17	1:47.409	06.424	7	1:49.113	03.504			
34	1:51.984	08.303	17	1:47.575	04.144			
59	1:48.865	08.577	88	1:48.977	09.079			
33	1:48.309	08.851	34	1:48.933	09.293			
26	1:49.240	09.383	33	1:48.830	09.550			



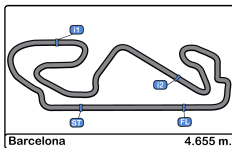


Circuito de Barcelona
International GT Open
Race - 1
Best Sectors Results












Sector - 1				Sector - 2				Sector - 3				Ideal Lap vs Best Lap				
Clas	Nº	Driver	Time	Nº	Driver	Time	Nº	Driver	Time	Clas	Nº	Driver	Ideal Lap	Best Lap	Clas	
1	72	Moss - Osborne	30.122	72	Moss - Osborne	40.476	72	Moss - Osborne	34.804	1	72	Moss - Osborne	1:45.402	1:45.682	1	
2	16	Hahn - Khodair	30.190	16	Hahn - Khodair	40.526	16	Hahn - Khodair	35.015	2	16	Hahn - Khodair	1:45.731	1:45.731	2	
3	34	Yoluc - Eastwood	30.229	34	Yoluc - Eastwood	40.560	34	Yoluc - Eastwood	35.029	3	34	Yoluc - Eastwood	1:45.818	1:46.056	3	
4	59	Ramos - Chaves	30.235	33	Moller - Barr	40.676	33	Moller - Barr	35.094	4	33	Moller - Barr	1:46.205	1:46.312	4	
5	26	Crestani - Mettler	30.304	26	Crestani - Mettler	40.687	17	Prette - Abril	35.130	5	59	Ramos - Chaves	1:46.222	1:46.415	6	
6	48	Ortelli - Negro	30.348	17	Prette - Abril	40.689	59	Ramos - Chaves	35.249	6	17	Prette - Abril	1:46.270	1:46.633	7	
7	33	Moller - Barr	30.435	59	Ramos - Chaves	40.738	88	Krupinski - Klien	35.279	7	26	Crestani - Mettler	1:46.297	1:46.375	5	
8	17	Prette - Abril	30.451	48	Ortelli - Negro	40.775	26	Crestani - Mettler	35.306	8	48	Ortelli - Negro	1:46.483	1:46.657	8	
9	61	Ricci - Policand	30.524	7	Iribe - Millroy	40.816	61	Ricci - Policand	35.316	9	88	Krupinski - Klien	1:46.696	1:46.781	9	
10	7	Iribe - Millroy	30.562	88	Krupinski - Klien	40.830	7	Iribe - Millroy	35.348	10	7	Iribe - Millroy	1:46.726	1:46.928	11	
11	88	Krupinski - Klien	30.587	61	Ricci - Policand	40.967	48	Ortelli - Negro	35.360	11	61	Ricci - Policand	1:46.807	1:46.914	10	
12	4	Gosselin - Rostan	31.029	4	Gosselin - Rostan	41.652	4	Gosselin - Rostan	36.111	12	4	Gosselin - Rostan	1:48.792	1:49.187	12	



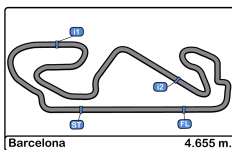


Circuito de Barcelona
International GT Open
Race - 1
Leader Sequence



Nº	Entrant/Team	Nat	Driver 1	Nat	Driver 2	Nat	Vehicle	Cat	Start Lap	End Lap	Laps	Total Laps
34	TF Sport	 GBR	<u>Salih Yoluc</u>	 TUR	<u>Charlie Eastwood</u>	 IRL	Aston Martin Vantage GT3	PRO	1	27	27	27
7	Optimum Motorsport	 GBR	<u>Brendan Iribe</u>	 USA	<u>Ollie Millroy</u>	 GBR	McLaren 720 S GT3	PROAM	28	33	6	6
72	Optimum Motorsport	 GBR	<u>Nick Moss</u>	 GBR	Joe Osborne	 GBR	McLaren 720 S GT3	PROAM	34	37	4	4





Circuito de Barcelona
International GT Open
Race - 1
Best 5 Lap Times



Cl	Nº	Entrant/Team	Nat	Driver 1	Nat	Status	Driver 2	Nat	Status	Vehicle	Cat	Cl	Best 1		Best 2		Best 3		Best 4		Best 5	
													Time	Lap	Time	Lap	Time	Lap	Time	Lap	Time	Lap
1	72	Optimum Motorsport	GBR	Nick Moss	GBR		Joe Osborne	GBR		McLaren 720 S GT3	PROAM	1	1:45.682	19	1:45.745	18	1:46.507	35	1:46.704	20	1:46.719	24
2	16	Teo Martín Motorsport	ESP	Marcelo Hahn	BRA		Allam Khodair	BRA		McLaren 720 S GT3	PROAM	2	1:45.731	18	1:46.101	20	1:46.432	17	1:46.481	19	1:46.866	37
3	34	TF Sport	GBR	Salih Yoluc	TUR		Charlie Eastwood	IRL		Aston Martin Vantage GT3	PRO	1	1:46.056	7	1:46.111	18	1:46.135	19	1:46.171	8	1:46.171	21
4	33	RENO Racing	DNK	Jens Reno Moller	DNK		Reece Barr	IRL		Honda NSX GT3 Evo	PROAM	3	1:46.312	19	1:46.483	20	1:46.497	22	1:46.527	24	1:46.560	21
5	26	Team Lazarus	ITA	Fabrizio Crestani	ITA		Yannick Mettler	CHE		Bentley Continental GT3	PRO	2	1:46.375	19	1:46.857	20	1:46.863	18	1:47.139	24	1:47.449	22
6	59	Teo Martín Motorsport	ESP	Miguel Ramos	PRT		Henrique Chaves	PRT		McLaren 720 S GT3	PRO	3	1:46.415	22	1:46.423	23	1:46.685	21	1:46.775	18	1:46.905	24
7	17	AF Corse / APM Monaco	ITA	Louis Prette	MCO		Vincent Abril	MCO		Ferrari 488 GT3	PRO	4	1:46.633	34	1:46.681	23	1:46.753	20	1:46.932	5	1:46.939	6
8	48	AF Corse / APM Monaco	ITA	Stephane Ortelli	MCO		Angelo Negro	ITA		Ferrari 488 GT3	PROAM	4	1:46.657	16	1:46.836	17	1:47.064	18	1:47.493	19	1:47.540	15
9	88	JP Motorsport	POL	Patryk Krupinski	POL		Christian Klien	AUT		Mercedes AMG GT3 - 2016	PROAM	5	1:46.781	20	1:46.998	19	1:47.027	21	1:47.154	17	1:47.196	10
10	61	AKKA ASP	FRA	Mauro Ricci	ITA		Jerome Policand	FRA		Mercedes AMG GT3 - 2020	AM	1	1:46.914	19	1:47.024	20	1:47.210	21	1:47.268	22	1:47.340	18
11	7	Optimum Motorsport	GBR	Brendan Iribe	USA		Ollie Millroy	GBR		McLaren 720 S GT3	PROAM	6	1:46.928	19	1:46.946	21	1:47.019	24	1:47.032	18	1:47.291	5
12	4	Boutsen Ginion	BEL	Claude-Yves Gosselin	FRA		Marc Rostan	FRA		Lamborghini Huracan GT3 EVO	AM	2	1:49.187	21	1:49.365	30	1:49.435	31	1:49.719	20	1:49.843	22



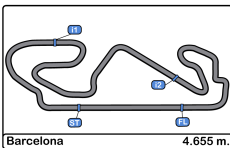


Circuito de Barcelona
International GT Open
Race - 1
Best 5 Top Speeds



























Cl	Nº	Entrant/Team	Nat	Driver 1	Nat	Driver 2	Nat	Vehicle	Cat	Cl	Top 1		Top 2		Top 3		Top 4		Top 5		Avg
											Km/h	Lap	Km/h	Lap	Km/h	Lap	Km/h	Lap	Km/h	Lap	
1	26	Team Lazarus	ITA	Fabrizio Crestani	ITA	Yannick Mettler	CHE	Bentley Continental GT3	PRO	1	272.0	34	270.6	33	270.6	37	270.0	11	270.0	24	270.6
2	33	RENO Racing	DNK	Jens Reno Moller	DNK	Reece Barr	IRL	Honda NSX GT3 Evo	PROAM	1	269.3	29	269.3	32	269.3	37	268.6	36	267.9	33	268.9
3	34	TF Sport	GBR	Salih Yoluc	TUR	Charlie Eastwood	IRL	Aston Martin Vantage GT3	PRO	2	268.6	35	267.9	34	266.0	19	266.0	20	266.0	21	266.9
4	59	Teo Martín Motorsport	ESP	Miguel Ramos	PRT	Henrique Chaves	PRT	McLaren 720 S GT3	PRO	3	268.6	30	268.6	32	268.6	37	267.9	29	267.9	35	268.3
5	16	Teo Martín Motorsport	ESP	Marcelo Hahn	BRA	Allam Khodair	BRA	McLaren 720 S GT3	PROAM	2	267.9	19	267.9	32	267.3	34	267.3	35	266.6	21	267.4
6	7	Optimum Motorsport	GBR	Brendan Iribe	USA	Ollie Millroy	GBR	McLaren 720 S GT3	PROAM	3	266.0	11	265.3	18	265.3	20	265.3	35	264.7	8	265.3
7	48	AF Corse / APM Monaco	ITA	Stephane Ortelli	MCO	Angelo Negro	ITA	Ferrari 488 GT3	PROAM	4	266.0	9	266.0	11	266.0	19	266.0	20	265.3	10	265.8
8	72	Optimum Motorsport	GBR	Nick Moss	GBR	Joe Osborne	GBR	McLaren 720 S GT3	PROAM	5	266.0	23	265.3	19	265.3	28	265.3	34	264.7	15	265.3
9	61	AKKA ASP	FRA	Mauro Ricci	ITA	Jerome Policand	FRA	Mercedes AMG GT3 - 2020	AM	1	265.3	29	265.3	36	264.7	33	264.7	35	264.7	37	264.9
10	17	AF Corse / APM Monaco	ITA	Louis Prette	MCO	Vincent Abril	MCO	Ferrari 488 GT3	PRO	4	264.0	33	264.0	35	263.4	11	263.4	18	263.4	32	263.6
11	88	JP Motorsport	POL	Patryk Krupinski	POL	Christian Klien	AUT	Mercedes AMG GT3 - 2016	PROAM	6	264.0	18	264.0	20	264.0	36	264.0	37	263.4	19	263.9
12	4	Boutsen Ginion	BEL	Claude-Yves Gosselin	FRA	Marc Rostan	FRA	Lamborghini Huracan GT3 EVO	AM	2	258.9	21	258.9	28	258.3	5	258.3	16	258.3	34	258.6



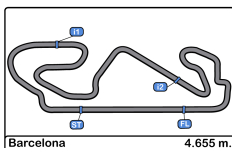


Circuito de Barcelona
International GT Open
Race - 1
Fastest Laps Sequence



Lap	Time of Day	Session Time	Nº	Entrant/Team	Nat	Driver 1	Nat	Driver 2	Nat	Vehicle	Cat	Time	Km/h
2	14:31:49.760	3:37.760	34	TF Sport	 GBR	Salih Yoluc	 TUR	<u>Charlie Eastwood</u>	 IRL	Aston Martin Vantage GT3	PRO	1:46.916	156.7
3	14:33:36.192	5:24.192	34	TF Sport	 GBR	Salih Yoluc	 TUR	<u>Charlie Eastwood</u>	 IRL	Aston Martin Vantage GT3	PRO	1:46.431	157.4
4	14:35:22.553	7:10.553	34	TF Sport	 GBR	Salih Yoluc	 TUR	<u>Charlie Eastwood</u>	 IRL	Aston Martin Vantage GT3	PRO	1:46.361	157.5
5	14:37:08.806	8:56.806	34	TF Sport	 GBR	Salih Yoluc	 TUR	<u>Charlie Eastwood</u>	 IRL	Aston Martin Vantage GT3	PRO	1:46.254	157.7
6	14:38:54.993	10:42.993	34	TF Sport	 GBR	Salih Yoluc	 TUR	<u>Charlie Eastwood</u>	 IRL	Aston Martin Vantage GT3	PRO	1:46.186	157.8
7	14:40:41.048	12:29.048	34	TF Sport	 GBR	Salih Yoluc	 TUR	<u>Charlie Eastwood</u>	 IRL	Aston Martin Vantage GT3	PRO	1:46.056	158.0
18	15:02:58.676	34:46.676	16	Teo Martin Motorsport	 ESP	Marcelo Hahn	 BRA	<u>Allam Khodair</u>	 BRA	McLaren 720 S GT3	PROAM	1:45.731	158.4
19	15:04:54.003	36:42.003	72	Optimum Motorsport	 GBR	Nick Moss	 GBR	<u>Joe Osborne</u>	 GBR	McLaren 720 S GT3	PROAM	1:45.682	158.5





Circuito de Barcelona

International GT Open

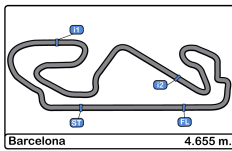
Race - 1

Event Best Maximum Speed



Nº	Entrant/Team	Nat	Driver 1	Nat	Driver 2	Nat	Vehicle	Cat	Km/h	Session
26	Team Lazarus	ITA	Fabrizio Crestani	ITA	Yannick Mettler	CHE	Bentley Continental GT3	PRO	272.7	Free Practice - 2
59	Teo Martín Motorsport	ESP	Miguel Ramos	PRT	Henrique Chaves	PRT	McLaren 720 S GT3	PRO	269.3	Free Practice - 2
33	RENO Racing	DNK	Jens Reno Moller	DNK	Reece Barr	IRL	Honda NSX GT3 Evo	PROAM	269.3	Race - 1
16	Teo Martín Motorsport	ESP	Marcelo Hahn	BRA	Allam Khodair	BRA	McLaren 720 S GT3	PROAM	268.6	Free Practice - 2
34	TF Sport	GBR	Salih Yoluc	TUR	Charlie Eastwood	IRL	Aston Martin Vantage GT3	PRO	268.6	Race - 1
7	Optimum Motorsport	GBR	Brendan Iribe	USA	Ollie Millroy	GBR	McLaren 720 S GT3	PROAM	267.3	Free Practice - 2
48	AF Corse / APM Monaco	ITA	Stephane Ortelli	MCO	Angelo Negro	ITA	Ferrari 488 GT3	PROAM	267.3	Qualifying - 1 Driver - 1
72	Optimum Motorsport	GBR	Nick Moss	GBR	Joe Osborne	GBR	McLaren 720 S GT3	PROAM	266.6	Free Practice - 2
17	AF Corse / APM Monaco	ITA	Louis Prette	MCO	Vincent Abril	MCO	Ferrari 488 GT3	PRO	266.0	Qualifying - 1 Driver - 1
88	JP Motorsport	POL	Patryk Krupinski	POL	Christian Klien	AUT	Mercedes AMG GT3 - 2016	PROAM	265.3	Qualifying - 1 Driver - 1
61	AKKA ASP	FRA	Mauro Ricci	ITA	Jerome Policand	FRA	Mercedes AMG GT3 - 2020	AM	265.3	Race - 1
4	Boutsen Ginion	BEL	Claude-Yves Gosselin	FRA	Marc Rostan	FRA	Lamborghini Huracan GT3 EVO	AM	259.6	Free Practice - 1





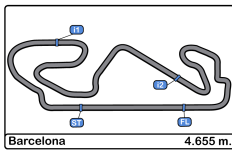
Circuito de Barcelona
International GT Open
Race - 1
Lap Chart



LAP

Nr	Po	Grid	1	2	3	4	5	6	7	8	9	10	11	12	13	14	15	16	17	18	19	20	21	22	23	24	25	26	27	28	29	30	31	32	33	34	35
34	1	34	34	34	34	34	34	34	34	34	34	34	34	34	34	34	34	34	34	34	34	34	34	34	34	34	34	34	7	7	7	7	7	7	72	72	
17	2	17	17	17	17	17	17	17	17	17	17	17	17	17	17	17	17	17	17	17	17	17	88	88	88	88	88	88	88	88	72	72	72	72	72	7	16
88	3	88	7	7	7	7	7	88	88	88	88	88	88	88	88	88	88	88	88	88	88	88	17	7	7	7	7	7	72	88	88	88	16	16	16	7	
7	4	7	88	88	88	88	88	59	59	59	59	59	59	59	48	48	48	48	48	48	48	48	7	16	16	16	16	16	16	34	34	34	34	88	17	17	17
26	5	26	59	59	59	59	59	48	48	48	48	48	48	48	26	26	26	7	7	7	7	7	16	17	17	17	17	17	17	16	16	16	16	17	88	88	88
59	6	59	48	48	48	48	48	26	26	26	26	26	26	26	7	7	7	26	16	16	16	16	48	48	72	72	72	72	72	17	59	59	17	34	34	34	34
48	7	48	26	26	26	26	26	7	7	7	7	7	7	7	59	59	72	72	26	26	26	26	72	72	48	26	26	26	26	26	17	17	59	59	59	33	33
72	8	72	72	72	72	72	72	72	72	72	72	72	72	72	72	72	59	16	72	72	72	72	26	26	26	48	48	48	48	59	26	26	26	33	33	59	59
33	9	33	33	33	33	33	33	33	33	33	33	33	33	33	33	33	33	59	59	59	59	59	59	59	59	59	59	59	59	48	33	33	33	26	26	26	26
16	10	16	16	16	16	16	16	16	16	16	16	16	16	16	16	16	16	61	61	61	61	61	61	61	61	61	61	61	61	61	61	61	61	61	61	61	61
61	11	61	61	61	61	61	61	61	61	61	4	61	61	61	61	61	61	33	33	33	33	33	33	33	33	33	33	33	33	33	48	48	48	48	48	48	48
4	12	4	4	4	4	4	4	4	4	4	61	4	4	4	4	4	4	4	4	4	4	4	4	4	4	4	4	4	4	4	4	4	4	4	4	4	



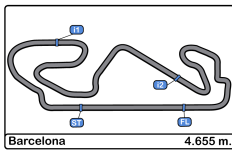


Circuit de Barcelona
 International GT Open
 Race - 1
 Lap Chart

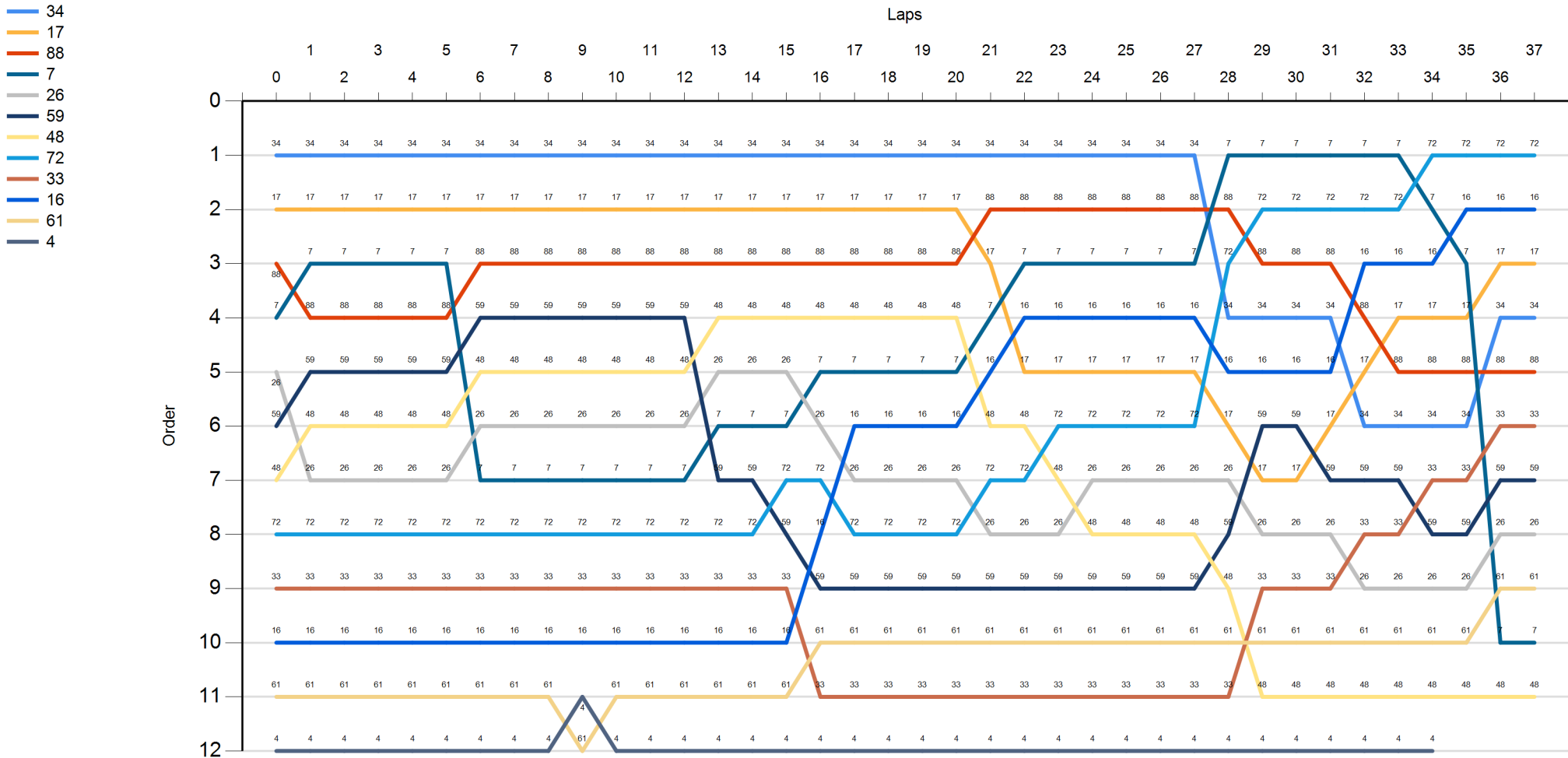


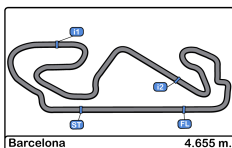
LAP			
Nr	Po	36	37
34	1	72	72
17	2	16	16
88	3	17	17
7	4	34	34
26	5	88	88
59	6	33	33
48	7	59	59
72	8	26	26
33	9	61	61
16	10	7	7
61	11	48	48
4	12		





Circuito de Barcelona
International GT Open
Race - 1
Graphic Lap Chart



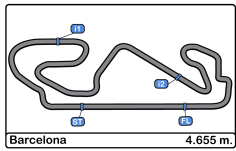


Circuito de Barcelona
International GT Open
Race - 1
Pit Stop Analysis



Nr.	In Day Time	Entrant/Team	Nat	Driver 1	Nat	Driver 2	Nat	Vehicle	Cat	In Time	Stop N°	Pit Time	Handicap	Penalty
59	14:56:25.876	Teo Martín Motorsport	ESP	Miguel Ramos	PRT	Henrique Chaves	PRT	McLaren 720 S GT3	PRO	28:13.435	1	1:25.596	1:25	
33	14:56:27.544	RENO Racing	DNK	Jens Reno Moller	DNK	Reece Barr	IRL	Honda NSX GT3 Evo	PROAM	28:15.104	1	1:58.349	1:10	
16	14:56:29.767	Teo Martín Motorsport	ESP	Marcelo Hahn	BRA	Allam Khodair	BRA	McLaren 720 S GT3	PROAM	28:17.326	1	1:10.410	1:10	
4	14:56:35.495	Boutsen Ginion	BEL	Claude-Yves Gosselin	FRA	Marc Rostan	FRA	Lamborghini Huracan GT3 EVO	AM	28:23.054	1	1:19.772	1:10	
61	14:56:53.689	AKKA ASP	FRA	Mauro Ricci	ITA	Jerome Policand	FRA	Mercedes AMG GT3 - 2020	AM	28:41.248	1	1:17.952	1:10	
26	14:58:11.097	Team Lazarus	ITA	Fabrizio Crestani	ITA	Yannick Mettler	CHE	Bentley Continental GT3	PRO	29:58.656	1	1:23.050	1:20	
72	14:58:16.171	Optimum Motorsport	GBR	Nick Moss	GBR	Joe Osborne	GBR	McLaren 720 S GT3	PROAM	30:03.730	1	1:21.798	1:20	
48	15:05:16.069	AF Corse / APM Monaco	ITA	Stephane Ortelli	MCO	Angelo Negro	ITA	Ferrari 488 GT3	PROAM	37:03.629	1	1:16.433	1:10	
17	15:06:55.452	AF Corse / APM Monaco	ITA	Louis Prette	MCO	Vincent Abril	MCO	Ferrari 488 GT3	PRO	38:43.012	1	1:26.545	1:25	
34	15:08:33.744	TF Sport	GBR	Salih Yoluc	TUR	Charlie Eastwood	IRL	Aston Martin Vantage GT3	PRO	40:21.303	1	1:20.031	1:20	
88	15:08:45.101	JP Motorsport	POL	Patryk Krupinski	POL	Christian Klien	AUT	Mercedes AMG GT3 - 2016	PROAM	40:32.661	1	1:11.305	1:10	
7	15:08:54.432	Optimum Motorsport	GBR	Brendan Iribe	USA	Ollie Millroy	GBR	McLaren 720 S GT3	PROAM	40:41.992	1	1:10.637	1:10	
4	15:18:49.080	Boutsen Ginion	BEL	Claude-Yves Gosselin	FRA	Marc Rostan	FRA	Lamborghini Huracan GT3 EVO	AM	50:36.640	2	53.951	1:10	-16.049

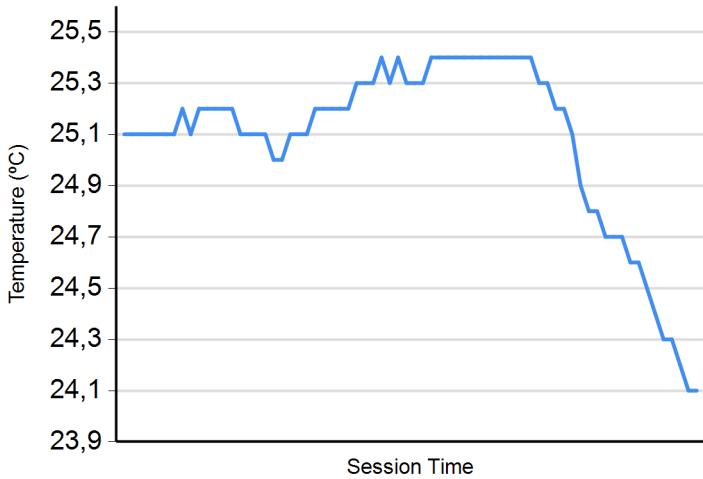




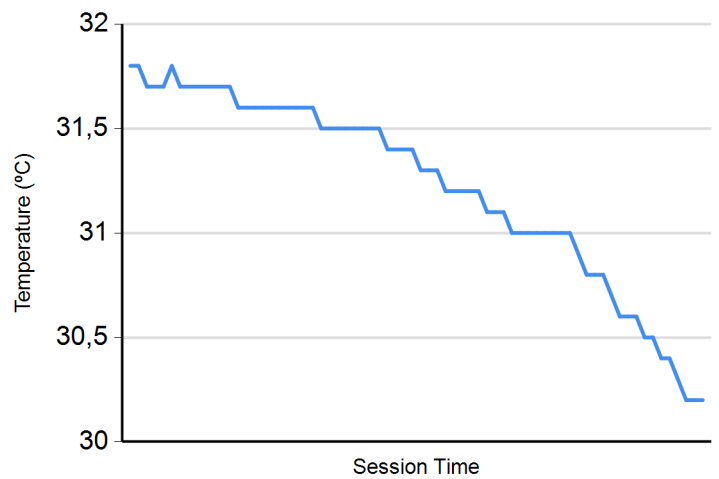
Circuit de Barcelona
International GT Open
Race - 1
Weather Report



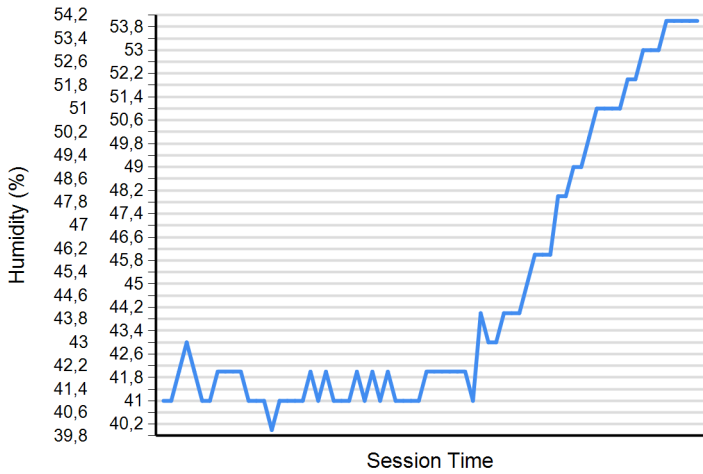
Air Temperature



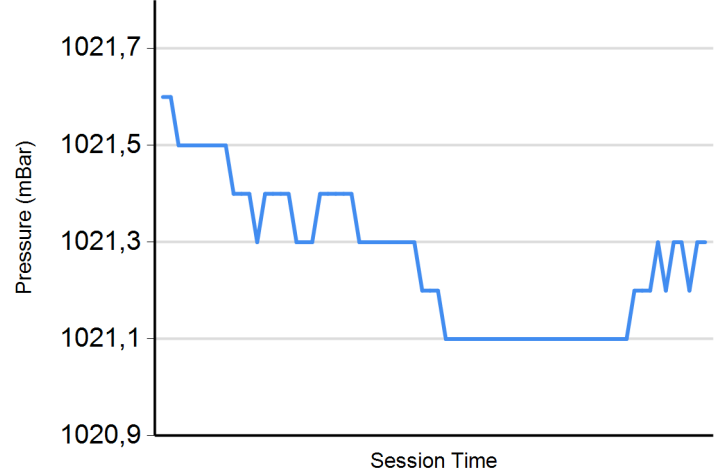
Track Temperature



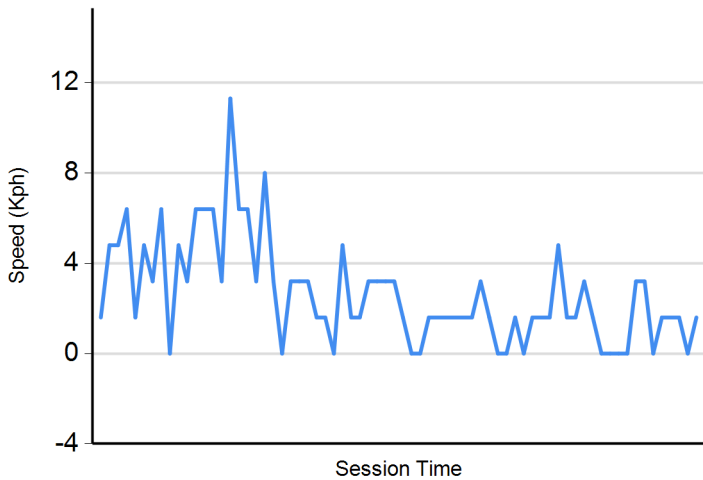
Humidity



Pressure



Wind Speed



Wind direction

North = 0°/360° Est = 90° South = 180° West = 270°

