

**Circuito de Barcelona**  
**Euroformula Open**  
**Qualifying - 4**  
**Provisional Results**



Clas	Nº	Entrant	Nat	Driver	Nat	Cat	Clas	Chassis - Engine	Team	Laps	Best	Time	Gap	Interval	Km/h
1	20	Cryptotower Racing Team	JPN	Yifei Ye	CHN			Dallara F320 Spiess	Cryptotower Racing Team	11	10	1:35.029			176.3
2	33	Team Motopark	DEU	Manuel Maldonado	VEN			Dallara F320 Spiess	Team Motopark	12	10	1:35.273	0.244	0.244	175.8
3	69	Cryptotower Racing Team	JPN	Lukas Dunner	AUT			Dallara F320 Spiess	Cryptotower Racing Team	12	10	1:35.328	0.299	0.055	175.7
4	16	Van Amersfoort Racing	NLD	Andreas Estner	DEU			Dallara F320 HWA	Van Amersfoort Racing	11	10	1:35.336	0.307	0.008	175.7
5	15	Van Amersfoort Racing	NLD	Sebastian Estner	DEU	R	1	Dallara F320 HWA	Van Amersfoort Racing	13	12	1:35.378	0.349	0.042	175.7
6	28	Team Motopark	DEU	Cameron Das	USA			Dallara F320 Spiess	Team Motopark	11	10	1:35.442	0.413	0.064	175.5
7	6	Carlin	GBR	Ido Cohen	ISR			Dallara F320 Spiess	Carlin	15	12	1:35.632	0.603	0.190	175.2
8	4	Team Motopark	DEU	Niklas Krütten	DEU	R	2	Dallara F320 Spiess	Team Motopark	12	11	1:35.670	0.641	0.038	175.1
9	31	Carlin	GBR	Zane Maloney	BRB	R	3	Dallara F320 Spiess	Carlin	15	13	1:35.778	0.749	0.108	174.9
10	25	Van Amersfoort Racing	NLD	Alexandre Bardinon	FRA			Dallara F320 HWA	Van Amersfoort Racing	15	13	1:35.897	0.868	0.119	174.7
11	99	Cryptotower Racing Team	JPN	Rui Andrade	AGO			Dallara F320 Spiess	Cryptotower Racing Team	12	10	1:35.986	0.957	0.089	174.5
12	26	Double R	GBR	Louis Foster	GBR			Dallara F320 HWA	Double R	7	6	1:36.295	1.266	0.309	174.0
13	12	DRIVEX	ESP	Glenn Van Berlo	NLD	R	4	Dallara F320 HWA	DRIVEX	12	11	1:36.298	1.269	0.003	174.0
14	34	DRIVEX	ESP	Rafael Villagomez	MEX	R	5	Dallara F320 HWA	DRIVEX	14	13	1:36.656	1.627	0.358	173.3
15	8	Double R	GBR	Matthias Lüthen	DEU	R	6	Dallara F320 HWA	Double R	14	12	1:36.987	1.958	0.331	172.7

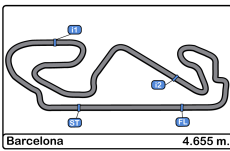
CAR 6 TIME 1:36.919 DELETED TRACK LIMITS AT T 9  
 CAR 12 TIME 1:38.424 DELETED TRACK LIMITS AT T 9

Published at:.....

Track Temp: 16.7 °C    Air Temp: 11.5 °C    Humidity: 90 %    Track Status: DRY

<b>Stewards:</b>	<b>Race Director:</b>	<b>Timekeeper:</b>
------------------	-----------------------	--------------------






**Circuito de Barcelona**  
**Euroformula Open**  
**Qualifying - 4**  
**Provisional Results by Class**



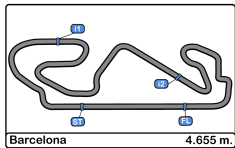
Clas	Nº	Entrant	Nat	Driver	Nat	Cat	Clas	Chassis - Engine	Team	Laps	Best	Time	Gap	Interval	Km/h
1	20	Cryptotower Racing	JPN	Yifei Ye	CHN			Dallara F320 Spiess	Cryptotower Racing	11	10	1:35.029			176.3
2	33	Team Motopark	DEU	Manuel Maldonado	VEN			Dallara F320 Spiess	Team Motopark	12	10	1:35.273	0.244	0.244	175.8
3	69	Cryptotower Racing	JPN	Lukas Dunner	AUT			Dallara F320 Spiess	Cryptotower Racing	12	10	1:35.328	0.299	0.055	175.7
4	16	Van Amersfoort	NLD	Andreas Estner	DEU			Dallara F320 HWA	Van Amersfoort	11	10	1:35.336	0.307	0.008	175.7
5	28	Team Motopark	DEU	Cameron Das	USA			Dallara F320 Spiess	Team Motopark	11	10	1:35.442	0.413	0.106	175.5
6	6	Carlin	GBR	Ido Cohen	ISR			Dallara F320 Spiess	Carlin	15	12	1:35.632	0.603	0.190	175.2
7	25	Van Amersfoort	NLD	Alexandre Bardinon	FRA			Dallara F320 HWA	Van Amersfoort	15	13	1:35.897	0.868	0.265	174.7
8	99	Cryptotower Racing	JPN	Rui Andrade	AGO			Dallara F320 Spiess	Cryptotower Racing	12	10	1:35.986	0.957	0.089	174.5
9	26	Double R	GBR	Louis Foster	GBR			Dallara F320 HWA	Double R	7	6	1:36.295	1.266	0.309	174.0
<b>Rookie</b>															
1	15	Van Amersfoort	NLD	Sebastian Estner	DEU	R	1	Dallara F320 HWA	Van Amersfoort	13	12	1:35.378			175.7
2	4	Team Motopark	DEU	Niklas Krütten	DEU	R	2	Dallara F320 Spiess	Team Motopark	12	11	1:35.670	0.292	0.292	175.1
3	31	Carlin	GBR	Zane Maloney	BRB	R	3	Dallara F320 Spiess	Carlin	15	13	1:35.778	0.400	0.108	174.9
4	12	DRIVEX	ESP	Glenn Van Berlo	NLD	R	4	Dallara F320 HWA	DRIVEX	12	11	1:36.298	0.920	0.520	174.0
5	34	DRIVEX	ESP	Rafael Villagomez	MEX	R	5	Dallara F320 HWA	DRIVEX	14	13	1:36.656	1.278	0.358	173.3
6	8	Double R	GBR	Matthias Lüthen	DEU	R	6	Dallara F320 HWA	Double R	14	12	1:36.987	1.609	0.331	172.7

Published at:.....

Track Temp: 16.7 °C    Air Temp: 11.5 °C    Humidity: 90 %    Track Status: DRY

<b>Stewards:</b>	<b>Race Director:</b>	<b>Timekeeper:</b> 
------------------	-----------------------	--





**Circuit de Barcelona**  
**Euroformula Open**  
**Qualifying - 4**  
**Lap Analysis**



**4** Niklas Krütten Dallara F320 Spiess **12** Glenn Van Berlo Dallara F320 HWA  
 R Team Motopark R DRIVEX

Lap	D	Time	Sector 1	Sector 2	Sector 3	T. Spd	Elapsed	Lap	D	Time	Sector 1	Sector 2	Sector 3	T. Spd	Elapsed
1		9:14:50.886	9:13:33.508	42.625	34.753	152.3	9:14:50.886	1		9:12:03.377	9:10:46.892	39.898	36.587	180.9	9:12:03.377
2		1:45.070	30.583	38.949	35.538	220.8	9:16:35.956	2		1:43.960	29.492	37.296	37.172	234.2	9:13:47.337
3		1:37.205	29.030	36.440	31.735	232.7	9:18:13.161	3		<del>1:38.424</del>	29.200	37.011	32.213	235.2	9:15:25.761
4		1:36.335	28.672	36.176	31.487	235.2	9:19:49.496	4		1:37.620	28.973	36.800	31.847	236.3	9:17:03.381
5		1:36.252	28.570	36.116	31.566	235.2	9:21:25.748	5		1:37.202	28.827	36.531	31.844	237.3	9:18:40.583
6		1:42.762 P	28.593	36.418	37.751	235.8	9:23:08.510	6		1:42.347 P	<b>28.659</b>	36.676	37.012	238.4	9:20:22.930
7		6:40.901	5:26.712	40.497	33.692	157.8	9:29:49.411	7		8:37.007	7:17.902	42.798	36.307	128.2	9:28:59.937
8		1:46.612	30.095	38.439	38.078	221.7	9:31:36.023	8		1:46.491	31.118	39.207	36.166	203.3	9:30:46.428
9		1:36.085	28.776	36.023	31.286	234.7	9:33:12.108	9		1:36.856	28.838	36.423	31.595	236.3	9:32:23.284
10		1:35.715	28.502	<b>35.879</b>	31.334	236.3	9:34:47.823	10		1:36.343	28.720	36.179	<b>31.444</b>	237.3	9:33:59.627
11		<b>1:35.670</b>	<b>28.416</b>	35.989	<b>31.265</b>	237.8	9:36:23.493	11		<b>1:36.298</b>	28.673	<b>36.174</b>	31.451	238.4	9:35:35.925
12		1:54.699 P	29.899	38.736	46.064	238.9	9:38:18.192	12		1:42.731 P	28.671	36.213	37.847	238.4	9:37:18.666

**6** Ido Cohen Dallara F320 Spiess **15** Sebastian Estner Dallara F320 HWA  
 R Carlin R Van Amersfoort Racing

Lap	D	Time	Sector 1	Sector 2	Sector 3	T. Spd	Elapsed	Lap	D	Time	Sector 1	Sector 2	Sector 3	T. Spd	Elapsed
1		9:11:59.882	9:10:43.463	41.712	34.707	160.0	9:11:59.882	1		9:12:51.365	9:11:31.883	43.614	35.868	119.8	9:12:51.365
2		1:43.779	30.789	38.495	34.495	228.8	9:13:43.661	2		1:46.117	30.686	39.488	35.943	232.2	9:14:37.482
3		1:37.672	28.988	36.715	31.969	237.8	9:15:21.333	3		1:38.685	30.152	36.793	31.740	235.8	9:16:16.167
4		<del>1:36.949</del>	28.679	36.320	31.920	235.8	9:16:58.252	4		1:37.433	28.704	36.273	32.456	237.3	9:17:53.600
5		1:36.645	28.573	36.263	31.809	236.3	9:18:34.897	5		1:36.576	28.723	36.187	31.666	236.3	9:19:30.176
6		1:36.654	28.596	36.322	31.736	237.3	9:20:11.551	6		1:36.517	28.531	36.360	31.626	238.9	9:21:06.693
7		1:36.979	28.447	36.437	32.095	237.3	9:21:48.530	7		1:43.901 P	28.529	36.233	39.139	238.4	9:22:50.594
8		1:49.043 P	29.369	37.521	42.153	236.3	9:23:37.573	8		6:36.812	5:20.348	41.803	34.661	149.1	9:29:27.406
9		4:19.718	3:02.831	40.738	36.149	162.1	9:27:57.291	9		1:40.300	30.145	37.823	32.332	231.7	9:31:07.706
10		1:44.559	31.657	37.414	35.488	210.9	9:29:41.850	10		1:35.470	28.465	<b>35.789</b>	31.216	236.8	9:32:43.176
11		1:37.198	28.556	36.065	32.577	235.8	9:31:19.048	11		1:38.360	<b>28.337</b>	35.897	34.126	238.4	9:34:21.536
12		<b>1:35.632</b>	28.394	35.918	<b>31.320</b>	237.3	9:32:54.680	12		<b>1:35.378</b>	28.374	35.831	<b>31.173</b>	238.4	9:35:56.914
13		1:35.643	<b>28.249</b>	<b>35.862</b>	31.532	237.8	9:34:30.323	13		1:50.316 P	30.421	38.679	41.216	237.8	9:37:47.230
14		1:36.160	28.467	36.061	31.632	238.4	9:36:06.483								
15		2:02.011 P	34.849	44.460	42.702	234.2	9:38:08.494								

**16** Andreas Estner Dallara F320 HWA  
 Van Amersfoort Racing

**8** Matthias Lüthen Dallara F320 HWA  
 R Double R

Lap	D	Time	Sector 1	Sector 2	Sector 3	T. Spd	Elapsed	Lap	D	Time	Sector 1	Sector 2	Sector 3	T. Spd	Elapsed
1		9:12:37.045	9:11:12.464	46.797	37.784	163.8	9:12:37.045	1		9:14:42.895	9:13:26.855	41.700	34.340	130.5	9:14:42.895
2		1:48.268	33.395	40.437	34.436	216.0	9:14:25.313	2		1:46.502	31.774	37.439	37.289	200.3	9:16:29.397
3		1:38.869	29.450	37.186	32.233	232.2	9:16:04.182	3		1:36.696	28.779	36.328	31.589	236.3	9:18:06.093
4		1:38.166	29.090	36.605	32.471	233.7	9:17:42.348	4		1:36.019	28.543	35.930	31.546	236.8	9:19:42.112
5		1:37.937	28.968	36.708	32.261	234.7	9:19:20.285	5		1:36.179	28.491	35.976	31.712	238.4	9:21:18.291
6		1:37.805	28.792	36.744	32.269	235.2	9:20:58.090	6		1:40.894 P	28.489	36.478	35.927	237.8	9:22:59.185
7		1:45.511 P	28.891	36.714	39.906	234.7	9:22:43.601	7		7:18.830	5:55.881	46.442	36.507	152.9	9:30:18.015
8		5:09.442	3:49.277	43.936	36.229	163.3	9:27:53.043	8		1:40.517	31.786	36.851	31.880	197.0	9:31:58.532
9		1:52.365	33.600	41.808	36.957	214.2	9:29:45.408	9		1:37.810	28.404	<b>35.605</b>	33.801	237.3	9:33:36.342
10		1:41.184	29.972	37.856	33.356	236.3	9:31:26.592	10		<b>1:35.336</b>	<b>28.290</b>	35.743	<b>31.303</b>	238.9	9:35:11.678
11		1:37.668	28.702	36.766	32.200	236.8	9:33:04.260	11		1:49.027 P	29.404	37.596	42.027	238.4	9:37:00.705
12		<b>1:36.987</b>	<b>28.691</b>	36.484	<b>31.812</b>	236.8	9:34:41.247								
13		1:37.194	28.712	<b>36.385</b>	32.097	236.3	9:36:18.441								
14		1:56.927 P	28.836	43.032	45.059	236.3	9:38:15.368								





Circuit de Barcelona  
Euroformula Open  
Qualifying - 4  
Lap Analysis



20 Yifei Ye Dallara F320 Spiess 31 Zane Maloney Dallara F320 Spiess  
Cryptotower Racing Team R Carlin

Lap D	Time	Sector 1	Sector 2	Sector 3	T. Spd	Elapsed	Lap D	Time	Sector 1	Sector 2	Sector 3	T. Spd	Elapsed
1	9:14:59.564	9:13:44.594	40.737	34.233	146.1	9:14:59.564	1	9:11:53.184	9:10:38.989	40.500	33.695	173.3	9:11:53.184
2	1:44.730	29.926	37.718	37.086	225.9	9:16:44.294	2	1:40.841	30.158	38.032	32.651	231.7	9:13:34.025
3	1:36.629	28.903	36.238	31.488	233.2	9:18:20.923	3	1:38.145	29.431	36.770	31.944	234.7	9:15:12.170
4	1:35.779	28.535	35.920	31.324	236.3	9:19:56.702	4	1:37.208	29.061	36.428	31.719	235.8	9:16:49.378
5	1:35.524	28.383	35.844	31.297	236.8	9:21:32.226	5	1:41.962	28.861	40.533	32.568	239.4	9:18:31.340
6	1:41.435 P	28.419	35.984	37.032	236.3	9:23:13.661	6	1:36.739	28.727	36.347	31.665	236.8	9:20:08.079
7	6:48.177	5:32.177	41.908	34.092	174.7	9:30:01.838	7	1:36.539	28.706	36.261	31.572	236.8	9:21:44.618
8	1:45.280	29.979	36.922	38.379	221.7	9:31:47.118	8	1:40.923 P	28.739	36.169	36.015	236.8	9:23:25.541
9	1:35.347	28.587	35.665	31.095	234.2	9:33:22.465	9	4:14.967	3:04.019	38.486	32.462	184.3	9:27:40.508
10	1:35.029	28.348	35.644	31.037	236.3	9:34:57.494	10	1:38.755	29.408	37.402	31.945	233.2	9:29:19.263
11	1:47.020 P	28.333	37.304	41.383	236.8	9:36:44.514	11	1:35.953	28.674	36.037	31.242	234.7	9:30:55.216

25 Alexandre Bardinon Dallara F320 HWA Van Amersfoort Racing

Lap D	Time	Sector 1	Sector 2	Sector 3	T. Spd	Elapsed
1	9:12:21.037	9:11:03.493	43.181	34.363	160.9	9:12:21.037
2	1:46.213	31.349	40.018	34.846	204.1	9:14:07.250
3	1:37.598	29.017	36.813	31.768	234.2	9:15:44.848
4	1:36.899	28.732	36.394	31.773	236.8	9:17:21.747
5	1:36.963	28.616	36.406	31.941	236.8	9:18:58.710
6	1:37.045	28.656	36.452	31.937	237.3	9:20:35.755
7	1:36.716	28.533	36.384	31.799	237.3	9:22:12.471
8	1:42.453 P	28.637	36.584	37.232	235.8	9:23:54.924
9	4:19.790	3:01.779	42.588	35.423	180.0	9:28:14.714
10	1:43.389	30.869	39.406	33.114	229.2	9:29:58.103
11	1:40.744	28.660	36.426	35.658	237.3	9:31:38.847
12	1:36.352	28.507	36.227	31.618	238.4	9:33:15.199
13	1:35.897	28.390	35.967	31.540	238.9	9:34:51.096
14	1:36.505	28.517	36.131	31.857	239.4	9:36:27.601
15	1:58.653 P	33.317	42.780	42.556	239.4	9:38:26.254

33 Manuel Maldonado Dallara F320 Spiess Team Motopark

Lap D	Time	Sector 1	Sector 2	Sector 3	T. Spd	Elapsed
1	9:13:44.490	9:12:23.934	44.333	36.223	161.1	9:13:44.490
2	1:44.727	30.302	40.139	34.286	231.7	9:15:29.217
3	1:37.208	28.938	36.587	31.683	236.8	9:17:06.425
4	1:36.410	28.569	36.223	31.618	238.4	9:18:42.835
5	1:36.480	28.451	36.224	31.805	240.0	9:20:19.315
6	1:41.105 P	28.512	36.407	36.186	238.4	9:22:00.420
7	6:57.135	5:39.708	41.812	35.615	143.0	9:28:57.555
8	1:46.231	31.722	38.994	35.515	204.1	9:30:43.786
9	1:35.988	28.633	36.000	31.355	235.8	9:32:19.774
10	1:35.273	28.347	35.783	31.143	237.3	9:33:55.047
11	1:35.602	28.308	35.882	31.412	238.4	9:35:30.649
12	1:46.713 P	28.707	37.171	40.835	238.4	9:37:17.362

26 Louis Foster Dallara F320 HWA Double R 34 Rafael Villagomez Dallara F320 HWA

Lap D	Time	Sector 1	Sector 2	Sector 3	T. Spd	Elapsed
1	9:12:13.010	9:10:54.285	43.807	34.918	105.4	9:12:13.010
2	1:52.555 P	35.387	39.900	37.268	160.9	9:14:05.565
3	6:11.945 P	4:54.201	42.214	35.530	189.1	9:20:17.510
4	11:33.556	10:11.349	37.214	44.993	188.1	9:31:51.066
5	1:41.699	29.517	37.032	35.150	238.4	9:33:32.765
6	1:36.295	28.585	36.155	31.555	237.8	9:35:09.060
7	1:40.350 P	28.515	36.806	35.029	237.8	9:36:49.410

Lap D	Time	Sector 1	Sector 2	Sector 3	T. Spd	Elapsed
1	9:12:04.458	9:10:48.093	40.129	36.236	181.2	9:12:04.458
2	1:46.971	29.495	37.356	40.120	241.0	9:13:51.429
3	1:38.170	29.026	36.706	32.438	238.9	9:15:29.599
4	1:39.724	30.302	36.945	32.477	246.5	9:17:09.323
5	1:37.172	28.818	36.364	31.990	238.9	9:18:46.495
6	1:36.901	28.680	36.345	31.876	238.4	9:20:23.396
7	1:42.508 P	28.605	36.307	37.596	241.6	9:22:05.904
8	6:06.086	4:52.857	39.531	33.698	173.6	9:28:11.990
9	1:39.365	29.588	36.887	32.890	235.8	9:29:51.355
10	1:37.532	28.675	36.941	31.916	240.5	9:31:28.887
11	1:36.661	28.587	36.362	31.712	243.7	9:33:05.548
12	1:39.180	28.468	36.376	34.336	242.1	9:34:44.728
13	1:36.656	28.653	36.220	31.783	240.0	9:36:21.384
14	1:55.619 P	28.972	40.322	46.325	242.1	9:38:17.003

28 Cameron Das Dallara F320 Spiess Team Motopark

Lap D	Time	Sector 1	Sector 2	Sector 3	T. Spd	Elapsed
1	9:15:04.340	9:13:48.545	41.041	34.754	161.6	9:15:04.340
2	1:44.364	29.854	38.392	36.118	228.3	9:16:48.704
3	1:36.912	28.813	36.319	31.780	234.2	9:18:25.616
4	1:36.641	28.532	36.113	31.996	236.3	9:20:02.257
5	1:36.255	28.577	36.078	31.600	236.8	9:21:38.512
6	1:41.370 P	28.499	36.451	36.420	237.3	9:23:19.882
7	6:46.088	5:30.308	41.228	34.552	154.2	9:30:05.970
8	1:44.843	29.981	37.480	37.382	223.6	9:31:50.813
9	1:37.479	29.518	36.276	31.685	235.2	9:33:28.292
10	1:35.442	28.410	35.803	31.229	237.3	9:35:03.734
11	1:53.409 P	31.853	40.782	40.774	198.8	9:36:57.143





Circuit de Barcelona  
Euroformula Open  
Qualifying - 4  
Lap Analysis



69

Lukas Dunner

Dallara F320 Spiess

Cryptotower Racing Team

Lap	D	Time	Sector 1	Sector 2	Sector 3	T. Spd	Elapsed
1		9:14:38.979	9:13:22.887	41.253	34.839	168.2	9:14:38.979
2		1:43.857	30.893	38.420	34.544	211.7	9:16:22.836
3		1:36.791	28.848	36.378	31.565	233.7	9:17:59.627
4		1:36.475	28.582	36.286	31.607	235.8	9:19:36.102
5		1:36.069	28.541	36.110	31.418	236.3	9:21:12.171
6		1:42.080 P	28.529	36.196	37.355	236.3	9:22:54.251
7		6:50.124	5:36.164	39.509	34.451	147.9	9:29:44.375
8		1:40.832	29.808	37.995	33.029	224.5	9:31:25.207
9		1:36.067	28.589	36.097	31.381	235.2	9:33:01.274
10		<b>1:35.328</b>	28.342	<b>35.842</b>	<b>31.144</b>	236.8	9:34:36.602
11		1:35.540	<b>28.324</b>	35.861	31.355	237.8	9:36:12.142
12		2:00.846 P	32.666	44.497	43.683	229.2	9:38:12.988

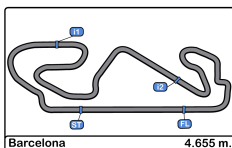
99

Rui Andrade

Dallara F320 Spiess

Cryptotower Racing Team

Lap	D	Time	Sector 1	Sector 2	Sector 3	T. Spd	Elapsed
1		9:14:16.304	9:13:00.486	41.662	34.156	139.5	9:14:16.304
2		1:41.332	30.322	37.894	33.116	219.9	9:15:57.636
3		1:37.442	29.042	36.570	31.830	232.7	9:17:35.078
4		1:36.902	28.744	36.428	31.730	233.7	9:19:11.980
5		1:36.544	28.595	36.280	31.669	236.3	9:20:48.524
6		1:42.649 P	28.637	36.749	37.263	236.3	9:22:31.173
7		7:01.194	5:46.268	41.167	33.759	147.9	9:29:32.367
8		1:42.089	30.591	38.747	32.751	214.2	9:31:14.456
9		1:36.192	28.576	36.210	<b>31.406</b>	234.7	9:32:50.648
10		<b>1:35.986</b>	<b>28.427</b>	<b>36.129</b>	31.430	235.8	9:34:26.634
11		1:36.046	28.446	36.145	31.455	237.3	9:36:02.680
12		1:45.971 P	29.486	36.754	39.731	219.5	9:37:48.651

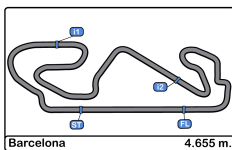


**Circuito de Barcelona**  
**Euroformula Open**  
**Qualifying - 4**  
**Best Sectors Results**



Sector - 1				Sector - 2				Sector - 3				Ideal Lap vs Best Lap				
Clas	Nº	Driver	Time	Nº	Driver	Time	Nº	Driver	Time	Clas	Nº	Driver	Ideal Lap	Best Lap	Clas	
1	6	Ido Cohen	28.249	16	Andreas Estner	35.605	20	Yifei Ye	31.037	1	20	Yifei Ye	1:35.014	1:35.029	1	
2	16	Andreas Estner	28.290	20	Yifei Ye	35.644	33	Manuel Maldonado	31.143	2	16	Andreas Estner	1:35.198	1:35.336	4	
3	33	Manuel Maldonado	28.308	33	Manuel Maldonado	35.783	69	Lukas Dunner	31.144	3	33	Manuel Maldonado	1:35.234	1:35.273	2	
4	69	Lukas Dunner	28.324	15	Sebastian Estner	35.789	15	Sebastian Estner	31.173	4	15	Sebastian Estner	1:35.299	1:35.378	5	
5	20	Yifei Ye	28.333	28	Cameron Das	35.803	28	Cameron Das	31.229	5	69	Lukas Dunner	1:35.310	1:35.328	3	
6	15	Sebastian Estner	28.337	69	Lukas Dunner	35.842	31	Zane Maloney	31.242	6	6	Ido Cohen	1:35.431	1:35.632	7	
7	25	Alexandre Bardinon	28.390	6	Ido Cohen	35.862	4	Niklas Krütten	31.265	7	28	Cameron Das	1:35.442	1:35.442	6	
8	28	Cameron Das	28.410	4	Niklas Krütten	35.879	16	Andreas Estner	31.303	8	4	Niklas Krütten	1:35.560	1:35.670	8	
9	4	Niklas Krütten	28.416	31	Zane Maloney	35.952	6	Ido Cohen	31.320	9	31	Zane Maloney	1:35.674	1:35.778	9	
10	99	Rui Andrade	28.427	25	Alexandre Bardinon	35.967	99	Rui Andrade	31.406	10	25	Alexandre Bardinon	1:35.897	1:35.897	10	
11	34	Rafael Villagomez	28.468	99	Rui Andrade	36.129	12	Glenn Van Berlo	31.444	11	99	Rui Andrade	1:35.962	1:35.986	11	
12	31	Zane Maloney	28.480	26	Louis Foster	36.155	25	Alexandre Bardinon	31.540	12	26	Louis Foster	1:36.225	1:36.295	12	
13	26	Louis Foster	28.515	12	Glenn Van Berlo	36.174	26	Louis Foster	31.555	13	12	Glenn Van Berlo	1:36.277	1:36.298	13	
14	12	Glenn Van Berlo	28.659	34	Rafael Villagomez	36.220	34	Rafael Villagomez	31.712	14	34	Rafael Villagomez	1:36.400	1:36.656	14	
15	8	Matthias Lüthen	28.691	8	Matthias Lüthen	36.385	8	Matthias Lüthen	31.812	15	8	Matthias Lüthen	1:36.888	1:36.987	15	



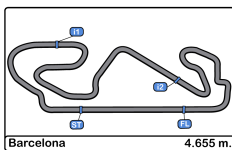


**Circuito de Barcelona**  
**Euroformula Open**  
**Qualifying - 4**  
**Best 5 Lap Times**



Cls	Nº	Entrant	Nat	Driver	Nat	Cat	Cls	Chassis - Engine	Team	Best 1		Best 2		Best 3		Best 4		Best 5	
										Time	Lap	Time	Lap	Time	Lap	Time	Lap	Time	Lap
1	20	Cryptotower Racing		Yifei Ye				Dallara F320 Spiess	Cryptotower Racing	<b>1:35.029</b>	10	1:35.347	9	1:35.524	5	1:35.779	4	1:36.629	3
2	33	Team Motopark		Manuel Maldonado				Dallara F320 Spiess	Team Motopark	<b>1:35.273</b>	10	1:35.602	11	1:35.988	9	1:36.410	4	1:36.480	5
3	69	Cryptotower Racing		Lukas Dunner				Dallara F320 Spiess	Cryptotower Racing	<b>1:35.328</b>	10	1:35.540	11	1:36.067	9	1:36.069	5	1:36.475	4
4	16	Van Amersfoort Racing		Andreas Estner				Dallara F320 HWA	Van Amersfoort Racing	<b>1:35.336</b>	10	1:36.019	4	1:36.179	5	1:36.696	3	1:37.810	9
5	15	Van Amersfoort Racing		Sebastian Estner		R	1	Dallara F320 HWA	Van Amersfoort Racing	<b>1:35.378</b>	12	1:35.470	10	1:36.517	6	1:36.576	5	1:37.433	4
6	28	Team Motopark		Cameron Das				Dallara F320 Spiess	Team Motopark	<b>1:35.442</b>	10	1:36.255	5	1:36.641	4	1:36.912	3	1:37.479	9
7	6	Carlin		Ido Cohen				Dallara F320 Spiess	Carlin	<b>1:35.632</b>	12	1:35.643	13	1:36.160	14	1:36.645	5	1:36.654	6
8	4	Team Motopark		Niklas Krütten		R	2	Dallara F320 Spiess	Team Motopark	<b>1:35.670</b>	11	1:35.715	10	1:36.085	9	1:36.252	5	1:36.335	4
9	31	Carlin		Zane Maloney		R	3	Dallara F320 Spiess	Carlin	<b>1:35.778</b>	13	1:35.831	12	1:35.953	11	1:36.015	14	1:36.539	7
10	25	Van Amersfoort Racing		Alexandre Bardinon				Dallara F320 HWA	Van Amersfoort Racing	<b>1:35.897</b>	13	1:36.352	12	1:36.505	14	1:36.716	7	1:36.899	4
11	99	Cryptotower Racing		Rui Andrade				Dallara F320 Spiess	Cryptotower Racing	<b>1:35.986</b>	10	1:36.046	11	1:36.192	9	1:36.544	5	1:36.902	4
12	26	Double R		Louis Foster				Dallara F320 HWA	Double R	<b>1:36.295</b>	6	1:40.350	7	1:41.699	5	1:52.555	2	6:11.945	3
13	12	DRIVEX		Glenn Van Berlo		R	4	Dallara F320 HWA	DRIVEX	<b>1:36.298</b>	11	1:36.343	10	1:36.856	9	1:37.202	5	1:37.620	4
14	34	DRIVEX		Rafael Villagomez		R	5	Dallara F320 HWA	DRIVEX	<b>1:36.656</b>	13	1:36.661	11	1:36.901	6	1:37.172	5	1:37.532	10
15	8	Double R		Matthias Lüthen		R	6	Dallara F320 HWA	Double R	<b>1:36.987</b>	12	1:37.194	13	1:37.668	11	1:37.805	6	1:37.937	5





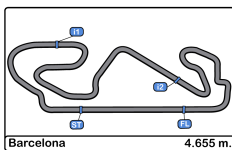
**Circuito de Barcelona**  
**Euroformula Open**  
**Qualifying - 4**  
**Best 5 Top Speeds**



Cls	Nº	Entrant	Nat	Driver	Nat	Cat	Cls	Chassis - Engine	Team	Top 1		Top 2		Top 3		Top 4		Top 5		Avg
										Km/h	Lap	Km/h	Lap	Km/h	Lap	Km/h	Lap	Km/h	Lap	
1	34	DRIVEX	ESP	Rafael Villagomez	MEX	R	1	Dallara F320 HWA	DRIVEX	246.5	4	243.7	11	242.1	12	242.1	14	241.6	7	243.2
2	33	Team Motopark	DEU	Manuel Maldonado	VEN			Dallara F320 Spiess	Team Motopark	240.0	5	238.4	4	238.4	6	238.4	11	238.4	12	238.7
3	25	Van Amersfoort Racing	NLD	Alexandre Bardinon	FRA			Dallara F320 HWA	Van Amersfoort Racing	239.4	14	239.4	15	238.9	13	238.4	12	237.3	6	238.7
4	31	Carlin	GBR	Zane Maloney	BRB	R	2	Dallara F320 Spiess	Carlin	239.4	5	237.3	13	237.3	14	237.3	15	236.8	6	237.6
5	4	Team Motopark	DEU	Niklas Krütten	DEU	R	3	Dallara F320 Spiess	Team Motopark	238.9	12	237.8	11	236.3	10	235.8	6	235.2	4	236.8
6	15	Van Amersfoort Racing	NLD	Sebastian Estner	DEU	R	4	Dallara F320 HWA	Van Amersfoort Racing	238.9	6	238.4	7	238.4	11	238.4	12	237.8	13	238.4
7	16	Van Amersfoort Racing	NLD	Andreas Estner	DEU			Dallara F320 HWA	Van Amersfoort Racing	238.9	10	238.4	5	238.4	11	237.8	6	237.3	9	238.2
8	6	Carlin	GBR	Ido Cohen	ISR			Dallara F320 Spiess	Carlin	238.4	14	237.8	3	237.8	13	237.3	6	237.3	7	237.7
9	12	DRIVEX	ESP	Glenn Van Berlo	NLD	R	5	Dallara F320 HWA	DRIVEX	238.4	6	238.4	11	238.4	12	237.3	5	237.3	10	237.9
10	26	Double R	GBR	Louis Foster	GBR			Dallara F320 HWA	Double R	238.4	5	237.8	6	237.8	7	189.1	3	188.1	4	218.2
11	69	Cryptotower Racing	JPN	Lukas Dunner	AUT			Dallara F320 Spiess	Cryptotower Racing	237.8	11	236.8	10	236.3	5	236.3	6	235.8	4	236.6
12	28	Team Motopark	DEU	Cameron Das	USA			Dallara F320 Spiess	Team Motopark	237.3	6	237.3	10	236.8	5	236.3	4	235.2	9	236.6
13	99	Cryptotower Racing	JPN	Rui Andrade	AGO			Dallara F320 Spiess	Cryptotower Racing	237.3	11	236.3	5	236.3	6	235.8	10	234.7	9	236.1
14	8	Double R	GBR	Matthias Lüthen	DEU	R	6	Dallara F320 HWA	Double R	236.8	11	236.8	12	236.3	10	236.3	13	236.3	14	236.5
15	20	Cryptotower Racing	JPN	Yifei Ye	CHN			Dallara F320 Spiess	Cryptotower Racing	236.8	5	236.8	11	236.3	4	236.3	6	236.3	10	236.5





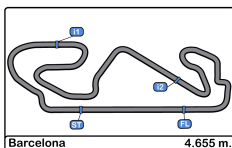


**Circuito de Barcelona**  
**Euroformula Open**  
**Qualifying - 4**  
**Fastest Laps Sequence**



Lap	Time of Day	Session Time	Nº	Entrant	Nat	Driver	Nat	Cat	Chassis - Engine	Team	Time	Km/h
2	9:13:34.025	3:34.025	31	Carlin	GBR	Zane Maloney	ISR	BRB	R Dallara F320 Spiess	Carlin	1:40.841	166.1
3	9:15:12.170	5:12.170	31	Carlin	GBR	Zane Maloney	ISR	BRB	R Dallara F320 Spiess	Carlin	1:38.145	170.7
3	9:15:21.333	5:21.333	6	Carlin	GBR	Ido Cohen	ISR		Dallara F320 Spiess	Carlin	1:37.672	171.5
3	9:15:44.848	5:44.848	25	Van Amersfoort Racing	NLD	Alexandre Bardinon	FRA		Dallara F320 HWA	Van Amersfoort Racing	1:37.598	171.7
4	9:16:49.378	6:49.378	31	Carlin	GBR	Zane Maloney	ISR	BRB	R Dallara F320 Spiess	Carlin	1:37.208	172.3
4	9:17:21.747	7:21.747	25	Van Amersfoort Racing	NLD	Alexandre Bardinon	FRA		Dallara F320 HWA	Van Amersfoort Racing	1:36.899	172.9
3	9:17:59.627	7:59.627	69	Cryptotower Racing Team	JPN	Lukas Dunner	AUT		Dallara F320 Spiess	Cryptotower Racing Team	1:36.791	173.1
3	9:18:06.093	8:06.093	16	Van Amersfoort Racing	NLD	Andreas Estner	DEU		Dallara F320 HWA	Van Amersfoort Racing	1:36.696	173.3
3	9:18:20.923	8:20.923	20	Cryptotower Racing Team	JPN	Yifei Ye	CHN		Dallara F320 Spiess	Cryptotower Racing Team	1:36.629	173.4
4	9:18:42.835	8:42.835	33	Team Motopark	DEU	Manuel Maldonado	VEN		Dallara F320 Spiess	Team Motopark	1:36.410	173.8
4	9:19:42.112	9:42.112	16	Van Amersfoort Racing	NLD	Andreas Estner	DEU		Dallara F320 HWA	Van Amersfoort Racing	1:36.019	174.5
4	9:19:56.702	9:56.702	20	Cryptotower Racing Team	JPN	Yifei Ye	CHN		Dallara F320 Spiess	Cryptotower Racing Team	1:35.779	174.9
5	9:21:32.226	11:32.226	20	Cryptotower Racing Team	JPN	Yifei Ye	CHN		Dallara F320 Spiess	Cryptotower Racing Team	1:35.524	175.4
10	9:32:43.176	22:43.176	15	Van Amersfoort Racing	NLD	Sebastian Estner	DEU	R	Dallara F320 HWA	Van Amersfoort Racing	1:35.470	175.5
9	9:33:22.465	23:22.465	20	Cryptotower Racing Team	JPN	Yifei Ye	CHN		Dallara F320 Spiess	Cryptotower Racing Team	1:35.347	175.7
10	9:33:55.047	23:55.047	33	Team Motopark	DEU	Manuel Maldonado	VEN		Dallara F320 Spiess	Team Motopark	1:35.273	175.8
10	9:34:57.494	24:57.494	20	Cryptotower Racing Team	JPN	Yifei Ye	CHN		Dallara F320 Spiess	Cryptotower Racing Team	1:35.029	176.3



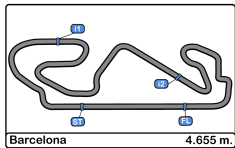


**Circuito de Barcelona**  
**Euroformula Open**  
**Qualifying - 4**  
**Event Best Maximum Speed**



Nº	Entrant	Nat	Driver	Nat	Cat	Clas	Chassis - Engine	Team	Km/h	Session
31	Carlin		Zane Maloney		R	1	Dallara F320 Spiess	Carlin	246.5	Race - 2
6	Carlin		Ido Cohen				Dallara F320 Spiess	Carlin	246.5	Race - 2
34	DRIVEX		Rafael Villagomez		R	2	Dallara F320 HWA	DRIVEX	246.5	Qualifying - 4
33	Team Motopark		Manuel Maldonado				Dallara F320 Spiess	Team Motopark	244.3	Race - 2
26	Double R		Louis Foster				Dallara F320 HWA	Double R	243.7	Race - 1
25	Van Amersfoort Racing		Alexandre Bardion				Dallara F320 HWA	Van Amersfoort Racing	243.7	Race - 2
15	Van Amersfoort Racing		Sebastian Estner		R	3	Dallara F320 HWA	Van Amersfoort Racing	243.7	Race - 2
69	Cryptotower Racing Team		Lukas Dunner				Dallara F320 Spiess	Cryptotower Racing Team	243.7	Race - 2
99	Cryptotower Racing Team		Rui Andrade				Dallara F320 Spiess	Cryptotower Racing Team	242.6	Race - 1
4	Team Motopark		Niklas Krütten		R	4	Dallara F320 Spiess	Team Motopark	242.1	Race - 2
16	Van Amersfoort Racing		Andreas Estner				Dallara F320 HWA	Van Amersfoort Racing	241.6	Free Practice - 2
28	Team Motopark		Cameron Das				Dallara F320 Spiess	Team Motopark	241.0	Race - 1
8	Double R		Matthias Lüthen		R	5	Dallara F320 HWA	Double R	240.5	Qualifying - 1
12	DRIVEX		Glenn Van Berlo		R	6	Dallara F320 HWA	DRIVEX	240.0	Qualifying - 2
20	Cryptotower Racing Team		Yifei Ye				Dallara F320 Spiess	Cryptotower Racing Team	239.4	Qualifying - 1





**Circuit de Barcelona**  
**Euroformula Open**  
**Qualifying - 4**  
**Pit Stop Analysis**



**4** Niklas Krütten R Team Motopark  
 Dallara F320 Spiess

Nr.	In Day Time	In Time	Out Time	Pit Time	T. Pit Time	Handicap	Penalty
1	9:23:05.938	9:23:05.938	9:28:00.775	4:54.837	4:54.837		

**6** Ido Cohen Carlin  
 Dallara F320 Spiess

Nr.	In Day Time	In Time	Out Time	Pit Time	T. Pit Time	Handicap	Penalty
1	9:23:35.099	9:23:35.099	9:26:06.721	2:31.622	2:31.622		

**8** Matthias Lüthen R Double R  
 Dallara F320 HWA

Nr.	In Day Time	In Time	Out Time	Pit Time	T. Pit Time	Handicap	Penalty
1	9:22:41.119	9:22:41.119	9:25:55.414	3:14.295	3:14.295		

**12** Glenn Van Berlo R DRIVEX  
 Dallara F320 HWA

Nr.	In Day Time	In Time	Out Time	Pit Time	T. Pit Time	Handicap	Penalty
1	9:20:20.413	9:20:20.413	9:27:01.036	6:40.623	6:40.623		

**15** Sebastian Estner R Van Amersfoort Racing  
 Dallara F320 HWA

Nr.	In Day Time	In Time	Out Time	Pit Time	T. Pit Time	Handicap	Penalty
1	9:22:48.074	9:22:48.074	9:27:33.619	4:45.545	4:45.545		

**16** Andreas Estner Van Amersfoort Racing  
 Dallara F320 HWA

Nr.	In Day Time	In Time	Out Time	Pit Time	T. Pit Time	Handicap	Penalty
1	9:22:56.676	9:22:56.676	9:28:17.336	5:20.660	5:20.660		

**20** Yifei Ye Cryptotower Racing Team  
 Dallara F320 Spiess

Nr.	In Day Time	In Time	Out Time	Pit Time	T. Pit Time	Handicap	Penalty
1	9:23:10.352	9:23:10.352	9:28:09.672	4:59.320	4:59.320		

**25** Alexandre Bardinon Van Amersfoort Racing  
 Dallara F320 HWA

Nr.	In Day Time	In Time	Out Time	Pit Time	T. Pit Time	Handicap	Penalty
1	9:23:52.525	9:23:52.525	9:26:22.150	2:29.625	2:29.625		

**26** Louis Foster Double R  
 Dallara F320 HWA

Nr.	In Day Time	In Time	Out Time	Pit Time	T. Pit Time	Handicap	Penalty
1	9:14:03.247	9:14:03.247	9:18:28.682	4:25.435	4:25.435		
2	9:20:15.425	9:20:15.425	9:29:59.645	9:44.220	14:09.655		

**28** Cameron Das Team Motopark  
 Dallara F320 Spiess

Nr.	In Day Time	In Time	Out Time	Pit Time	T. Pit Time	Handicap	Penalty
1	9:23:17.416	9:23:17.416	9:28:12.051	4:54.635	4:54.635		

**31** Zane Maloney R Carlin  
 Dallara F320 Spiess

Nr.	In Day Time	In Time	Out Time	Pit Time	T. Pit Time	Handicap	Penalty
1	9:23:23.085	9:23:23.085	9:25:58.193	2:35.108	2:35.108		

**33** Manuel Maldonado Team Motopark  
 Dallara F320 Spiess

Nr.	In Day Time	In Time	Out Time	Pit Time	T. Pit Time	Handicap	Penalty
1	9:21:57.807	9:21:57.807	9:27:03.263	5:05.456	5:05.456		

**34** Rafael Villagomez R DRIVEX  
 Dallara F320 HWA

Nr.	In Day Time	In Time	Out Time	Pit Time	T. Pit Time	Handicap	Penalty
1	9:22:03.391	9:22:03.391	9:26:25.924	4:22.533	4:22.533		

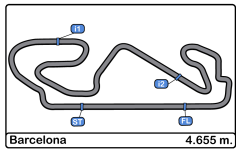
**69** Lukas Dunner Cryptotower Racing Team  
 Dallara F320 Spiess

Nr.	In Day Time	In Time	Out Time	Pit Time	T. Pit Time	Handicap	Penalty
1	9:22:51.687	9:22:51.687	9:27:55.154	5:03.467	5:03.467		

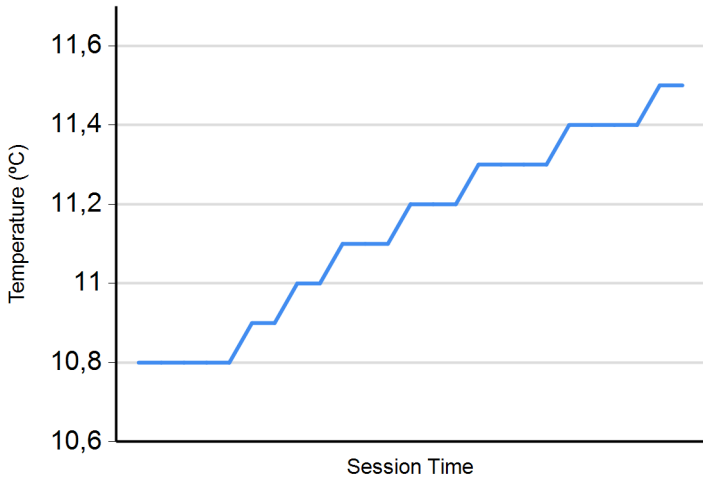
**99** Rui Andrade Cryptotower Racing Team  
 Dallara F320 Spiess

Nr.	In Day Time	In Time	Out Time	Pit Time	T. Pit Time	Handicap	Penalty
1	9:22:28.851	9:22:28.851	9:27:42.230	5:13.379	5:13.379		

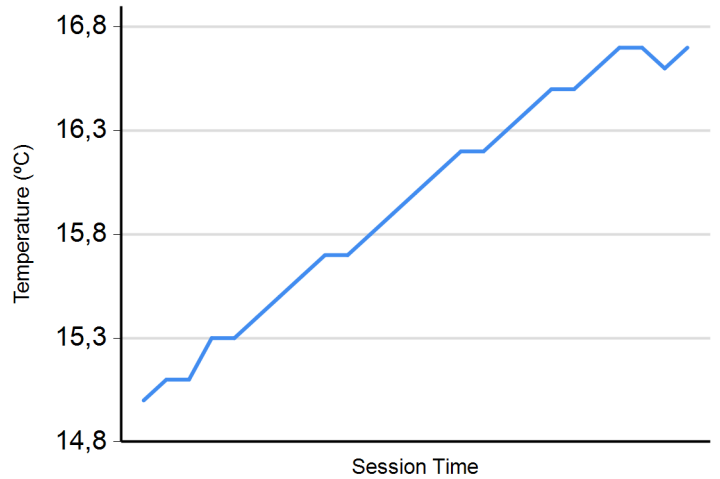




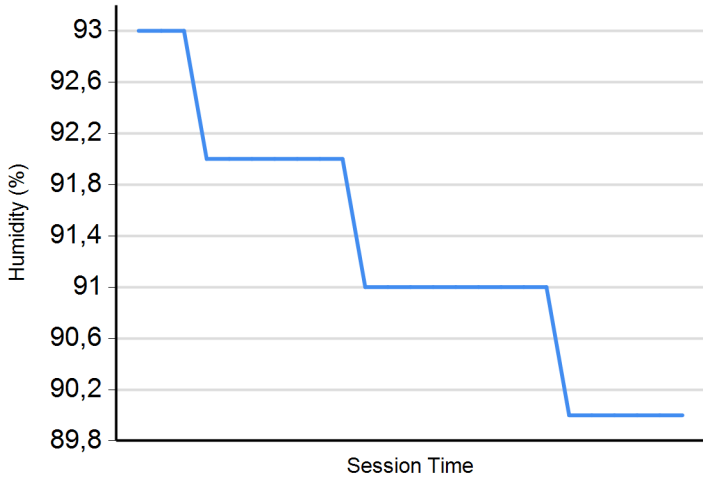
**Air Temperature**



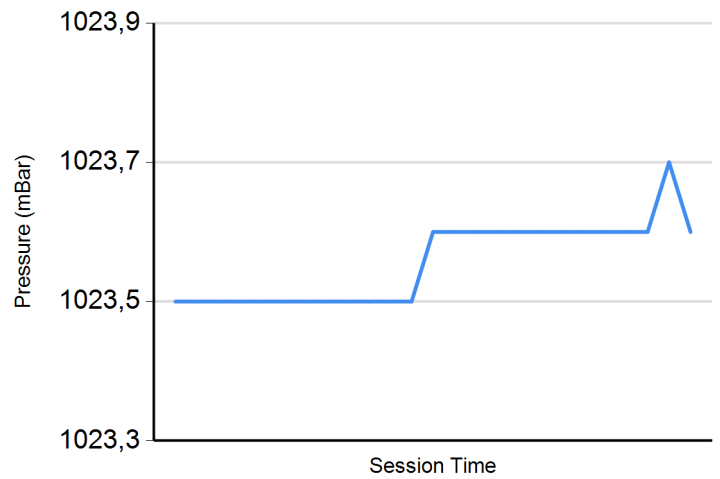
**Track Temperature**



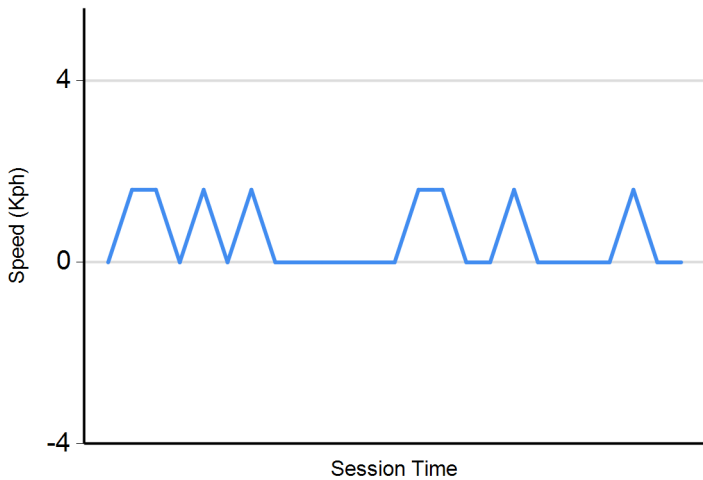
**Humidity**



**Pressure**



**Wind Speed**



**Wind direction**

North = 0°/360° Est = 90° South = 180° West = 270°

