

# Autodromo Int. do Algarve

CPV 1300 + CPVC

Free Practice

## Provisional Results

Autodromo do Algarve 4.653 m.



Cls	Nº	Entrant/Team	Nat	Driver 1	Nat	Driver 2	Nat	Vehicle	Cat	Cls	Laps	Best	Time	Gap	Interval	Km/h
1	2	RUI MANUEL LOPES ANJOS		RUI MANUEL LOPES ANJOS				FORD ESCORT RS 1600	H75	1	9	8	2:03.219			135.9
2	3	JOAO PEDRO MACEDO S		JOAO PEDRO MACEDO SILVA				PORSCHE 911 RSR	H75	2	7	6	2:03.795	0.576	0.576	135.3
3	24	ANTONIO JOSÉ MOREIRA DA CUNHA SOARES		ANTONIO JOSÉ MOREIRA DA				FORD ESCORT RS 1600	H75	3	9	8	2:03.796	0.577	0.001	135.3
4	6	JOAQUIM JORGE		JOAQUIM JORGE				FORD ESCORT RS 1600	H75	4	9	4	2:03.928	0.709	0.132	135.1
5	20	RUI FILIPE DE CASTRO FERREIRA		RUI FILIPE DE CASTRO				FORD ESCORT RS 1600	H75	5	6	5	2:06.103	2.884	2.175	132.8
6	67	MARCO NUNO DE LACERDA		MARCO NUNO DE LACER		SIMPLICITO DE BRITO		MAZDA CAPELLA	GRUPO	1	8	7	2:07.675	4.456	1.572	131.1
7	14	JOÃO CARLOS DA FONT		JOÃO CARLOS DA FONTE				FORD ESCORT RS 1600	GRUPO	2	6	5	2:07.969	4.750	0.294	130.8
8	55	DOMINGOS MANUEL BOURBON DE SOUSA COUTINHO		DOMINGOS MANUEL				BMW 2800 CS	H71	1	8	5	2:09.704	6.485	1.735	129.1
9	19	CLAUDIO ESTAFANIO FERNANDES		CLAUDIO ESTAFANIO				PORSCHE 911 RS	H75	6	9	3	2:12.246	9.027	2.542	126.6
10	35	RICARDO JORGE RODRIGUES		RICARDO JORGE RODRIGUES				FORD ESCORT RS 2000	GRUPO	1	7	4	2:12.624	9.405	0.378	126.3
11	28	NUNO ROCHA OLIVEIRA		NUNO ROCHA OLIVEIRA				FORD ESCORT RS 2000	GRUPO	2	6	5	2:14.690	11.471	2.066	124.3
12	5	LUÍS ALEGRIA		LUÍS ALEGRIA				DATSUN 1200	H75	7	8	8	2:14.920	11.701	0.230	124.1
13	10	BRUNO CRISTÓVÃO FERNANDES DOS SANTOS		BRUNO CRISTÓVÃO				PORSCHE 911 RS	H75	8	8	6	2:15.037	11.818	0.117	124.0
14	16	PEDRO BARBOSA		PEDRO BARBOSA				DATSUN 1200	H75	9	7	6	2:18.996	15.777	3.959	120.5
15	25	JORGE MANUEL CEQUEIRA		JORGE MANUEL CEQUEIRA				TOYOTA STARLET 1.3 S	LEGEND	1	8	6	2:21.816	18.597	2.820	118.1
16	31	CARLOS FERNANDO DE CARVALHO BARBOSA DA CRUZ		CARLOS FERNANDO DE				DATSUN 1200	H75	10	6	5	2:22.130	18.911	0.314	117.8
17	47	RICARDO MANUEL HENRIQUES		RICARDO MANUEL				OPEL CORSA A	LEGEND	2	7	5	2:28.811	25.592	6.681	112.5
18	7	CÂNDIDO GUILHERME		CÂNDIDO GUILHERME		NUNO ANTONIO DA CRUZ		DATSUN 1200	H71	2	8	4	2:29.958	26.739	1.147	111.7
19	52	PEDRO TEIXEIRA		PEDRO TEIXEIRA				FIAT PUNTO 85 SPORT	DESAFI	1	7	5	2:30.422	27.203	0.464	111.3
20	50	MONTEIROS COMPETIÇ		VITOR COSTA				LOTUS ELAN	H71	3	8	5	2:31.930	28.711	1.508	110.2
21	17	DUARTE NUNO FERREIRA DOS SANTOS PINTO TRINDADE		DUARTE NUNO FERREIRA				PEUGEOT 106 XSI	LEGEND	3	4	2	2:36.251	33.032	4.321	107.2
22	56	JOAO PAULO DA COSTA		JOAO PAULO DA COSTA				TOYOTA STARLET 1.3 S	LEGEND	4	7	4	2:36.582	33.363	0.331	106.9
23	34	MONTEIROS COMPETIÇ		ANTONIO GAGO				MINI	LEGEND	5	7	7	2:40.118	36.899	3.536	104.6
24	41	ANTONIO ALEXANDRE		ANTONIO ALEXANDRE				FIAT PUNTO 85 SPORT	DESAFI	2	7	5	2:47.610	44.391	7.492	99.9
25	12	MIGUEL MARIA CONRADO		MIGUEL MARIA CONRADO				AUSTIN METRO	LEGEND	6	4	2	2:48.236	45.017	0.626	99.5
26	60	VELOSO AMARAL		VELOSO AMARAL				HILLMAN IMP	H71/TAC	1	5	2	2:55.506	52.287	7.270	95.4
27	66	NELSON RESENDE		NELSON RESENDE				DATSUN 1200	H75	11	1	1	12:58:02.3	12:55:59.	12:55:06.	00.0

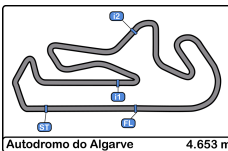
Published at:.....

Track Temp: 36.5 °C Air Temp: 21.6 °C Humidity: 46 % Track Status: DRY

Race Director:

Timekeeper:





Autodromo Int. do Algarve

CPV 1300 + CPVC

Free Practice

Provisional Results by Category



Autodromo do Algarve 4.653 m.

H75																
Cls	Nº	Entrant/Team	Nat	Driver 1	Nat	Driver 2	Nat	Vehicle	Cat	Cls	Laps	Best	Time	Gap	Interval	Km/h
1	2	RUI MANUEL LOPES ANJOS		RUI MANUEL LOPES ANJOS				FORD ESCORT RS 1600	H75	1	9	8	2:03.219			135.9
2	3	JOAO PEDRO MACEDO S		JOAO PEDRO MACEDO SILVA				PORSCHE 911 RSR	H75	2	7	6	2:03.795	0.576	0.576	135.3
3	24	ANTONIO JOSÉ MOREIRA DA CUNHA SOARES		ANTONIO JOSÉ MOREIRA DA				FORD ESCORT RS 1600	H75	3	9	8	2:03.796	0.577	0.001	135.3
4	6	JOAQUIM JORGE		JOAQUIM JORGE				FORD ESCORT RS 1600	H75	4	9	4	2:03.928	0.709	0.132	135.1
5	20	RUI FILIPE DE CASTRO FERREIRA		RUI FILIPE DE CASTRO				FORD ESCORT RS 1600	H75	5	6	5	2:06.103	2.884	2.175	132.8
6	19	CLAUDIO ESTAFANIO FERNANDES		CLAUDIO ESTAFANIO				PORSCHE 911 RS	H75	6	9	3	2:12.246	9.027	6.143	126.6
7	5	LUÍS ALEGRIA		LUÍS ALEGRIA				DATSUN 1200	H75	7	8	8	2:14.920	11.701	2.674	124.1
8	10	BRUNO CRISTÓVÃO FERNANDES DOS SANTOS		BRUNO CRISTÓVÃO				PORSCHE 911 RS	H75	8	8	6	2:15.037	11.818	0.117	124.0
9	16	PEDRO BARBOSA		PEDRO BARBOSA				DATSUN 1200	H75	9	7	6	2:18.996	15.777	3.959	120.5
10	31	CARLOS FERNANDO DE CARVALHO BARBOSA DA CRUZ		CARLOS FERNANDO DE				DATSUN 1200	H75	10	6	5	2:22.130	18.911	3.134	117.8
11	66	NELSON RESENDE		NELSON RESENDE				DATSUN 1200	H75	11	1	1	12:58:02.3	12:55:59.	12:55:40.	00.0

GRUPO 5																
Cls	Nº	Entrant/Team	Nat	Driver 1	Nat	Driver 2	Nat	Vehicle	Cat	Cls	Laps	Best	Time	Gap	Interval	Km/h
1	67	MARCO NUNO DE LACERDA		MARCO NUNO DE LACER		SIMPLICITO DE BRITO		MAZDA CAPELLA	GRUPO	1	8	7	2:07.675			131.1
2	14	JOÃO CARLOS DA FONT		JOÃO CARLOS DA FONTE				FORD ESCORT RS 1600	GRUPO	2	6	5	2:07.969	0.294	0.294	130.8

H71																
Cls	Nº	Entrant/Team	Nat	Driver 1	Nat	Driver 2	Nat	Vehicle	Cat	Cls	Laps	Best	Time	Gap	Interval	Km/h
1	55	DOMINGOS MANUEL BOURBON DE SOUSA COUTINHO		DOMINGOS MANUEL				BMW 2800 CS	H71	1	8	5	2:09.704			129.1
2	7	CÂNDIDO GUILHERME		CÂNDIDO GUILHERME		NUNO ANTONIO DA CRUZ		DATSUN 1200	H71	2	8	4	2:29.958	20.254	20.254	111.7
3	50	MONTEIROS COMPETIÇ		VITOR COSTA				LOTUS ELAN	H71	3	8	5	2:31.930	22.226	1.972	110.2

GRUPO 1 NACIONAL																
Cls	Nº	Entrant/Team	Nat	Driver 1	Nat	Driver 2	Nat	Vehicle	Cat	Cls	Laps	Best	Time	Gap	Interval	Km/h
1	35	RICARDO JORGE RODRIGUES		RICARDO JORGE RODRIGUES				FORD ESCORT RS 2000	GRUPO	1	7	4	2:12.624			126.3
2	28	NUNO ROCHA OLIVEIRA		NUNO ROCHA OLIVEIRA				FORD ESCORT RS 2000	GRUPO	2	6	5	2:14.690	2.066	2.066	124.3

LEGENDS																
Cls	Nº	Entrant/Team	Nat	Driver 1	Nat	Driver 2	Nat	Vehicle	Cat	Cls	Laps	Best	Time	Gap	Interval	Km/h
1	25	JORGE MANUEL CEQUEIRA		JORGE MANUEL CEQUEIRA				TOYOTA STARLET 1.3 S	LEGEND	1	8	6	2:21.816			118.1
2	47	RICARDO MANUEL HENRIQUES		RICARDO MANUEL				OPEL CORSA A	LEGEND	2	7	5	2:28.811	6.995	6.995	112.5
3	17	DUARTE NUNO FERREIRA DOS SANTOS PINTO TRINDADE		DUARTE NUNO FERREIRA				PEUGEOT 106 XSI	LEGEND	3	4	2	2:36.251	14.435	7.440	107.2
4	56	JOAO PAULO DA COSTA		JOAO PAULO DA COSTA				TOYOTA STARLET 1.3 S	LEGEND	4	7	4	2:36.582	14.766	0.331	106.9

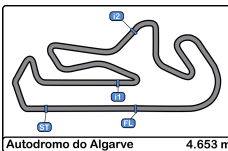
Published at:.....

Track Temp: 36.5 °C Air Temp: 21.6 °C Humidity: 46 % Track Status: DRY

Race Director:

Timekeeper:





**Autodromo Int. do Algarve**  
**CPV 1300 + CPVC**  
**Free Practice**  
**Provisional Results by Category**



Autodromo do Algarve 4.653 m.

LEGENDS																
Cls	Nº	Entrant/Team	Nat	Driver 1	Nat	Driver 2	Nat	Vehicle	Cat	Cls	Laps	Best	Time	Gap	Interval	Km/h
5	34	MONTEIROS COMPETIÇ		ANTONIO GAGO				MINI	LEGEND	5	7	7	2:40.118	18.302	3.536	104.6
6	12	MIGUEL MARIA CONRADO		MIGUEL MARIA CONRADO				AUSTIN METRO	LEGEND	6	4	2	2:48.236	26.420	8.118	99.5

DESAFIO ANPAC																
Cls	Nº	Entrant/Team	Nat	Driver 1	Nat	Driver 2	Nat	Vehicle	Cat	Cls	Laps	Best	Time	Gap	Interval	Km/h
1	52	PEDRO TEIXEIRA		PEDRO TEIXEIRA				FIAT PUNTO 85 SPORT	DESAFI	1	7	5	2:30.422			111.3
2	41	ANTONIO ALEXANDRE		ANTONIO ALEXANDRE				FIAT PUNTO 85 SPORT	DESAFI	2	7	5	2:47.610	17.188	17.188	99.9

H71/TAÇA 1000																
Cls	Nº	Entrant/Team	Nat	Driver 1	Nat	Driver 2	Nat	Vehicle	Cat	Cls	Laps	Best	Time	Gap	Interval	Km/h
1	60	VELOSO AMARAL		VELOSO AMARAL				HILLMAN IMP	H71/TAÇ	1	5	2	2:55.506			95.4

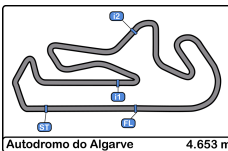
Published at:.....

Track Temp: 36.5 °C Air Temp: 21.6 °C Humidity: 46 % Track Status: DRY

Race Director:

Timekeeper:





**Autodromo Int. do Algarve**  
**CPV 1300 + CPVC**  
**Free Practice**  
**Provisional Results by Class**



CPVC																
Cls	Nº	Entrant/Team	Nat	Driver 1	Nat	Driver 2	Nat	Vehicle	Cat	Cls	Laps	Best	Time	Gap	Interval	Km/h
1	2	RUI MANUEL LOPES ANJOS		RUI MANUEL LOPES ANJOS				FORD ESCORT RS 1600	CPVC	1	9	8	2:03.219			135.9
2	3	JOAO PEDRO MACEDO S		JOAO PEDRO MACEDO SILVA				PORSCHE 911 RSR	CPVC	2	7	6	2:03.795	0.576	0.576	135.3
3	24	ANTONIO JOSÉ MOREIRA DA CUNHA SOARES		ANTONIO JOSÉ MOREIRA DA				FORD ESCORT RS 1600	CPVC	3	9	8	2:03.796	0.577	0.001	135.3
4	6	JOAQUIM JORGE		JOAQUIM JORGE				FORD ESCORT RS 1600	CPVC	4	9	4	2:03.928	0.709	0.132	135.1
5	20	RUI FILIPE DE CASTRO FERREIRA		RUI FILIPE DE CASTRO				FORD ESCORT RS 1600	CPVC	5	6	5	2:06.103	2.884	2.175	132.8
6	67	MARCO NUNO DE LACERDA		MARCO NUNO DE LACER		SIMPLICITO DE BRITO		MAZDA CAPELLA	CPVC	6	8	7	2:07.675	4.456	1.572	131.1
7	14	JOÃO CARLOS DA FONT		JOÃO CARLOS DA FONTE				FORD ESCORT RS 1600	CPVC	7	6	5	2:07.969	4.750	0.294	130.8
8	55	DOMINGOS MANUEL BOURBON DE SOUSA COUTINHO		DOMINGOS MANUEL				BMW 2800 CS	CPVC	8	8	5	2:09.704	6.485	1.735	129.1
9	19	CLAUDIO ESTAFANIO FERNANDES		CLAUDIO ESTAFANIO				PORSCHE 911 RS	CPVC	9	9	3	2:12.246	9.027	2.542	126.6
10	35	RICARDO JORGE RODRIGUES		RICARDO JORGE RODRIGUES				FORD ESCORT RS 2000	CPVC	10	7	4	2:12.624	9.405	0.378	126.3
11	28	NUNO ROCHA OLIVEIRA		NUNO ROCHA OLIVEIRA				FORD ESCORT RS 2000	CPVC	11	6	5	2:14.690	11.471	2.066	124.3
12	10	BRUNO CRISTÓVÃO FERNANDES DOS SANTOS		BRUNO CRISTÓVÃO				PORSCHE 911 RS	CPVC	12	8	6	2:15.037	11.818	0.347	124.0
13	50	MONTEIROS COMPETIÇ		VITOR COSTA				LOTUS ELAN	CPVC	13	8	5	2:31.930	28.711	16.893	110.2

CPV 1300																
Cls	Nº	Entrant/Team	Nat	Driver 1	Nat	Driver 2	Nat	Vehicle	Cat	Cls	Laps	Best	Time	Gap	Interval	Km/h
1	5	LUÍS ALEGRIA		LUÍS ALEGRIA				DATSUN 1200	CPV 130	1	8	8	2:14.920			124.1
2	16	PEDRO BARBOSA		PEDRO BARBOSA				DATSUN 1200	CPV 130	2	7	6	2:18.996	4.076	4.076	120.5
3	25	JORGE MANUEL CEQUEIRA		JORGE MANUEL CEQUEIRA				TOYOTA STARLET 1.3 S	CPV 130	3	8	6	2:21.816	6.896	2.820	118.1
4	31	CARLOS FERNANDO DE CARVALHO BARBOSA DA CRUZ		CARLOS FERNANDO DE				DATSUN 1200	CPV 130	4	6	5	2:22.130	7.210	0.314	117.8
5	47	RICARDO MANUEL HENRIQUES		RICARDO MANUEL				OPEL CORSA A	CPV 130	5	7	5	2:28.811	13.891	6.681	112.5
6	7	CÂNDIDO GUILHERME		CÂNDIDO GUILHERME		NUNO ANTONIO DA CRUZ		DATSUN 1200	CPV 130	6	8	4	2:29.958	15.038	1.147	111.7
7	52	PEDRO TEIXEIRA		PEDRO TEIXEIRA				FIAT PUNTO 85 SPORT	CPV 130	7	7	5	2:30.422	15.502	0.464	111.3
8	17	DUARTE NUNO FERREIRA DOS SANTOS PINTO TRINDADE		DUARTE NUNO FERREIRA				PEUGEOT 106 XSI	CPV 130	8	4	2	2:36.251	21.331	5.829	107.2
9	56	JOAO PAULO DA COSTA		JOAO PAULO DA COSTA				TOYOTA STARLET 1.3 S	CPV 130	9	7	4	2:36.582	21.662	0.331	106.9
10	34	MONTEIROS COMPETIÇ		ANTONIO GAGO				MINI	CPV 130	10	7	7	2:40.118	25.198	3.536	104.6
11	41	ANTONIO ALEXANDRE		ANTONIO ALEXANDRE				FIAT PUNTO 85 SPORT	CPV 130	11	7	5	2:47.610	32.690	7.492	99.9
12	12	MIGUEL MARIA CONRADO		MIGUEL MARIA CONRADO				AUSTIN METRO	CPV 130	12	4	2	2:48.236	33.316	0.626	99.5
13	60	VELOSO AMARAL		VELOSO AMARAL				HILLMAN IMP	CPV 130	13	5	2	2:55.506	40.586	7.270	95.4
14	66	NELSON RESENDE		NELSON RESENDE				DATSUN 1200	CPV 130	14	1	1	12:58:02.3	12:55:47.	12:55:06.	00.0

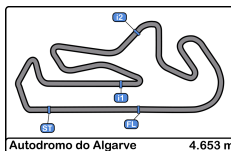
Published at:.....

Track Temp: 36.5 °C Air Temp: 21.6 °C Humidity: 46 % Track Status: DRY

Race Director:

Timekeeper:





# Autodromo Int. do Algarve

## CPV 1300 + CPVC

### Free Practice

#### Lap Analysis



<b>2</b>	RUI MANUEL LOPES ANJOS COSTA	FORD ESCORT RS 1600	<b>7</b>	CÂNDIDO GUILHERME MONTEIRO	DATSUN 1200
H75			H71		
RUI MANUEL LOPES ANJOS			NUNO ANTONIO DA CÂNDIDO GUILHERME		

Lap	D	Time	Sector 1	Sector 2	Sector 3	T. Spd	Elapsed	Lap	D	Time	Sector 1	Sector 2	Sector 3	T. Spd	Elapsed
1		12:37:30.182	12:35:59.390	42.891	47.901		12:37:30.182	1		12:37:51.238	12:36:03.972	50.979	56.287		12:37:51.238
2		2:07.912	40.821	40.650	46.441	207.2	12:39:38.094	2		2:35.592	50.836	48.864	55.892	159.5	12:40:26.830
3		2:07.399	39.483	40.111	47.805	226.4	12:41:45.493	3		2:33.789	49.291	48.768	55.730	154.5	12:43:00.619
4		2:14.560 P	39.914	39.528	55.118	214.7	12:44:00.053	4		2:29.958	48.919	47.605	53.434	159.0	12:45:30.577
5		4:42.399	3:15.631	40.826	45.942		12:48:42.452	5		2:38.399 P	48.538	47.250	1:02.611	160.4	12:48:08.976
6		2:17.241 P	39.480	42.171	55.590	223.6	12:50:59.693	6		3:48.599	2:08.429	47.338	52.832		12:51:57.575
7		3:05.076	1:36.119	40.509	48.448		12:54:04.769	7		2:35.676 P	48.330	47.211	1:00.135	159.0	12:54:33.251
8		2:03.219	38.806	39.067	45.346	221.7	12:56:07.988	8		3:58.543	2:17.792	48.183	52.568		12:58:31.794
9		2:08.024	40.720	41.063	46.241	223.1	12:58:16.012								
10		38.996				228.3									

<b>3</b>	JOAO PEDRO MACEDO SILVA	PORSCHE 911 RSR	<b>10</b>	BRUNO CRISTÓVÃO FERNANDES DOS SANT	PORSCHE 911 RS
H75			H75		
JOAO PEDRO MACEDO SILVA			BRUNO CRISTÓVÃO		

Lap	D	Time	Sector 1	Sector 2	Sector 3	T. Spd	Elapsed	Lap	D	Time	Sector 1	Sector 2	Sector 3	T. Spd	Elapsed
1		12:37:48.483	12:36:09.760	48.600	50.123		12:37:48.483	1		12:37:36.362	12:35:58.149	46.506	51.707		12:37:36.362
2		2:11.056	44.046	41.948	45.062	210.9	12:39:59.539	2		2:28.681	48.047	51.014	49.620	180.6	12:40:05.043
3		2:05.657	39.506	39.759	46.392	233.7	12:42:05.196	3		2:17.120	42.881	44.062	50.177	201.8	12:42:22.163
4		2:04.827	39.158	40.410	45.259	233.2	12:44:10.023	4		2:16.025	41.400	44.371	50.254	222.6	12:44:38.188
5		2:03.823	38.809	39.434	45.580	233.2	12:46:13.846	5		2:22.393	45.532	45.369	51.492	188.4	12:47:00.581
6		2:03.795	38.560	39.573	45.662	229.7	12:48:17.641	6		2:15.037	41.778	43.544	49.715	220.4	12:49:15.618
7		2:17.687 P	40.130	39.334	58.223	233.2	12:50:35.328	7		2:20.190	42.114	43.954	54.122	221.7	12:51:35.808
								8		2:40.743 P	47.697	47.916	1:05.130	153.4	12:54:16.551
								9			3:27.141	44.793			

<b>5</b>	LUÍS ALEGRIA	DATSUN 1200	<b>12</b>	MIGUEL MARIA CONRADO MIGUEL	AUSTIN METRO
H75			LEGENDS		
LUÍS ALEGRIA			MIGUEL MARIA CONRADO		

Lap	D	Time	Sector 1	Sector 2	Sector 3	T. Spd	Elapsed	Lap	D	Time	Sector 1	Sector 2	Sector 3	T. Spd	Elapsed
1		12:38:00.099	12:36:15.817	51.249	53.033		12:38:00.099	1		12:38:54.851	12:36:54.597	59.728	1:00.526		12:38:54.851
2		2:27.958	48.769	48.729	50.460	180.3	12:40:28.057	2		2:48.236	56.581	54.328	57.327	132.6	12:41:43.087
3		2:21.625	43.849	46.628	51.148	189.4	12:42:49.682	3		2:58.394 P	52.596	50.021	1:15.777	159.5	12:44:41.481
4		2:17.455	43.546	44.133	49.776	188.4	12:45:07.137	4		6:46.893 P	4:32.590	1:02.727	1:11.576		12:51:28.374
5		2:32.008 P	44.478	44.805	1:02.725	185.5	12:47:39.145								
6		5:14.547	3:33.527	49.606	51.414		12:52:53.692								
7		2:17.995	44.431	43.999	49.565	187.8	12:55:11.687								
8		2:14.920	43.167	43.177	48.576	191.8	12:57:26.607								
9			43.604	42.851		190.4									

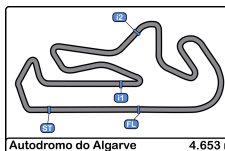
<b>6</b>	JOAQUIM JORGE	FORD ESCORT RS 1600	<b>14</b>	JOÃO CARLOS DA FONTE NOVO	FORD ESCORT RS 1600
H75			GRUPO 5		
JOAQUIM JORGE			JOÃO CARLOS DA FONTE NOVO		

Lap	D	Time	Sector 1	Sector 2	Sector 3	T. Spd	Elapsed	Lap	D	Time	Sector 1	Sector 2	Sector 3	T. Spd	Elapsed
1		12:38:19.052	12:36:43.768	45.906	49.378		12:38:19.052	1		12:37:51.046	12:36:18.413	45.156	47.477		12:37:51.046
2		2:11.442	43.250	41.669	46.523	182.7	12:40:30.494	2		2:11.505	42.169	42.719	46.617	198.8	12:40:02.551
3		2:07.044	41.044	40.291	45.709	225.9	12:42:37.538	3		2:18.968 P	41.082	40.907	56.979	215.5	12:42:21.519
4		2:03.928	39.365	39.273	45.290	219.0	12:44:41.466	4		4:23.186	2:53.906	41.776	47.504		12:46:44.705
5		2:05.128	40.788	39.100	45.240	210.5	12:46:46.594	5		2:07.969	41.615	39.832	46.522	200.7	12:48:52.674
6		2:17.261 P	39.302	38.689	59.270	225.4	12:49:03.855	6		2:19.802 P	42.351	41.312	56.139	179.1	12:51:12.476
7		4:41.867	3:15.586	40.600	45.681		12:53:45.722								
8		2:05.186	39.028	40.212	45.946	229.2	12:55:50.908								
9		2:29.969 P	41.700	43.102	1:05.167	230.2	12:58:20.877								

<b>16</b>	PEDRO BARBOSA	DATSUN 1200	<b>16</b>	PEDRO BARBOSA	DATSUN 1200
H75			H75		
PEDRO BARBOSA			PEDRO BARBOSA		

Lap	D	Time	Sector 1	Sector 2	Sector 3	T. Spd	Elapsed	Lap	D	Time	Sector 1	Sector 2	Sector 3	T. Spd	Elapsed
1		12:37:54.041	12:36:08.662	50.694	54.685		12:37:54.041	1		12:37:54.041	12:36:08.662	50.694	54.685		12:37:54.041
2		2:28.406	47.134	47.120	54.152	183.6	12:40:22.447	2		2:28.406	47.134	47.120	54.152	183.6	12:40:22.447
3		2:22.608	45.386	45.756	51.466	181.5	12:42:45.055	3		2:22.608	45.386	45.756	51.466	181.5	12:42:45.055
4		2:28.021 P	45.333	45.272	57.416	183.3	12:45:13.076	4		2:28.021 P	45.333	45.272	57.416	183.3	12:45:13.076
5		4:01.204	2:25.945	44.975	50.284		12:49:14.280	5		4:01.204	2:25.945	44.975	50.284		12:49:14.280
6		2:18.996	45.169	43.717	50.110	183.3	12:51:33.276	6		2:18.996	45.169	43.717	50.110	183.3	12:51:33.276
7		2:45.073 P	44.916	51.390	1:08.767	186.2	12:54:18.349	7		2:45.073 P	44.916	51.390	1:08.767	186.2	12:54:18.349





# Autodromo Int. do Algarve

## CPV 1300 + CPVC

### Free Practice

#### Lap Analysis



**17** DUARTE NUNO FERREIRA DOS SANTOS PEUGEOT 106 XSI

LEGENDS

DUARTE NUNO FERREIRA DOS

Lap	D	Time	Sector 1	Sector 2	Sector 3	T. Spd	Elapsed
1		12:38:19.245	12:36:31.838	51.058	56.349		12:38:19.245
2		2:36.251	48.704	49.798	57.749	159.2	12:40:55.496
3		2:46.285 P	51.494	49.770	1:05.021	147.9	12:43:41.781
4		5:41.748 P	3:50.571	47.718	1:03.459		12:49:23.529

**19** CLAUDIO ESTAFANIO FERNANDES VIEIRA PORSCHE 911 RS

H75

CLAUDIO ESTAFANIO

Lap	D	Time	Sector 1	Sector 2	Sector 3	T. Spd	Elapsed
1		12:38:08.320	12:36:31.450	46.695	50.175		12:38:08.320
2		2:16.916	42.377	44.685	49.854	222.2	12:40:25.236
3		2:12.246	41.797	42.212	48.237	221.7	12:42:37.482
4		2:29.951 P	42.985	44.081	1:02.885	183.0	12:45:07.433
5		3:57.707	2:26.232	42.973	48.502		12:49:05.140
6		2:13.370	42.266	42.070	49.034	228.3	12:51:18.510
7		2:29.980	56.903	44.988	48.089	125.4	12:53:48.490
8		2:13.606	43.131	42.814	47.661	230.2	12:56:02.096
9		2:13.699	42.243	42.108	49.348	228.8	12:58:15.795
10			41.714			194.5	

**20** RUI FILIPE DE CASTRO FERREIRA ALVES FORD ESCORT RS 1600

H75

RUI FILIPE DE CASTRO

Lap	D	Time	Sector 1	Sector 2	Sector 3	T. Spd	Elapsed
1		12:47:12.907	12:45:42.073	42.487	48.347		12:47:12.907
2		2:07.934	41.106	39.936	46.892	198.1	12:49:20.841
3		2:09.348	41.105	40.151	48.092	206.8	12:51:30.189
4		2:14.015	46.085	41.721	46.209	161.9	12:53:44.204
5		2:06.103	39.846	40.048	46.209	222.2	12:55:50.307
6		2:14.949	46.934	40.607	47.408	226.4	12:58:05.256
7			40.821			219.0	

**24** ANTONIO JOSÉ MOREIRA DA CUNHA SO FORD ESCORT RS 1600

H75

ANTONIO JOSÉ MOREIRA DA

Lap	D	Time	Sector 1	Sector 2	Sector 3	T. Spd	Elapsed
1		12:38:31.206	12:36:48.420	50.120	52.666		12:38:31.206
2		2:15.963	44.655	42.863	48.445	196.3	12:40:47.169
3		2:14.069	41.522	42.432	50.115	192.8	12:43:01.238
4		2:12.239	41.823	40.729	49.687	191.4	12:45:13.477
5		2:24.515 P	39.999	39.815	1:04.701	219.5	12:47:37.992
6		4:34.540	3:00.770	44.753	49.017		12:52:12.532
7		2:04.590	39.750	39.066	45.774	219.5	12:54:17.122
8		2:03.796	39.429	39.018	45.349	220.4	12:56:20.918
9		2:04.713	39.387	39.460	45.866	225.4	12:58:25.631
10			39.272			226.4	

**25** JORGE MANUEL CEQUEIRA MARQUES TOYOTA STARLET 1.3 S

LEGENDS

JORGE MANUEL CEQUEIRA

Lap	D	Time	Sector 1	Sector 2	Sector 3	T. Spd	Elapsed
1		12:38:35.851	12:36:52.848	50.733	52.270		12:38:35.851
2		2:39.596 P	47.212	46.743	1:05.641	176.4	12:41:15.447
3		4:41.525	3:02.866	47.569	51.090		12:45:56.972
4		2:24.653	46.638	46.767	51.248	172.2	12:48:21.625
5		2:23.318	46.108	46.268	50.942	173.9	12:50:44.943
6		2:21.816	45.854	45.905	50.057	173.0	12:53:06.759
7		2:22.573	45.697	46.416	50.460	177.6	12:55:29.332
8		2:22.653	45.895	45.952	50.806	173.9	12:57:51.985
9			46.328			172.8	

**28** NUNO ROCHA OLIVEIRA BREDA FORD ESCORT RS 2000

GRUPO 1

NUNO ROCHA OLIVEIRA BREDA

Lap	D	Time	Sector 1	Sector 2	Sector 3	T. Spd	Elapsed
1		12:38:31.682	12:36:49.247	49.657	52.778		12:38:31.682
2		2:19.067	46.313	42.940	49.814	185.2	12:40:50.749
3		2:15.489	42.366	43.606	49.517	201.4	12:43:06.238
4		2:15.477	42.591	43.551	49.335	199.6	12:45:21.715
5		2:14.690	42.792	43.161	48.737	199.6	12:47:36.405
6		2:23.401 P	42.732	43.165	57.504	190.8	12:49:59.806

**31** CARLOS FERNANDO DE CARVALHO BARBOSA DA DATSUN 1200

H75

CARLOS FERNANDO DE

Lap	D	Time	Sector 1	Sector 2	Sector 3	T. Spd	Elapsed
1		12:37:58.571	12:36:16.276	49.167	53.128		12:37:58.571
2		2:27.485	48.210	47.298	51.977	178.2	12:40:26.056
3		2:23.675	45.814	46.194	51.667	176.4	12:42:49.731
4		2:24.583	46.522	46.566	51.495	177.0	12:45:14.314
5		2:22.130	45.457	45.698	50.975	178.8	12:47:36.444
6		2:46.257 P	45.834	48.318	1:12.105	180.6	12:50:22.701

**34** ANTONIO GAGO MINI

LEGENDS

MONTEIROS COMPETIÇÕES

Lap	D	Time	Sector 1	Sector 2	Sector 3	T. Spd	Elapsed
1		12:37:40.542	12:35:43.278	55.782	1:01.482		12:37:40.542
2		2:48.119	55.513	53.967	58.639	143.0	12:40:28.661
3		2:43.577	52.226	52.492	58.859	149.7	12:43:12.238
4		3:07.498 P	52.491	52.378	1:22.629	147.5	12:46:19.736
5		6:02.799	4:10.360	52.248	1:00.191		12:52:22.535
6		2:41.374	51.944	51.939	57.491	147.9	12:55:03.909
7		2:40.118	51.817	51.221	57.080	148.1	12:57:44.027
8			51.744			147.5	

**35** RICARDO JORGE RODRIGUES PEREIRA FORD ESCORT RS 2000

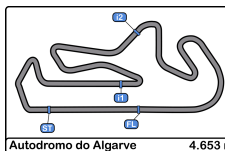
GRUPO 1

RICARDO JORGE RODRIGUES

Lap	D	Time	Sector 1	Sector 2	Sector 3	T. Spd	Elapsed
1		12:38:27.870	12:36:44.736	49.598	53.536		12:38:27.870
2		2:14.412	42.953	43.315	48.144	200.3	12:40:42.282
3		2:13.257	41.913	42.661	48.683	203.3	12:42:55.539
4		2:12.624	42.018	42.657	47.949	203.3	12:45:08.163
5		2:27.808	46.645	49.462	51.701	206.1	12:47:35.971
6		2:19.284 P	42.138	42.376	54.770	203.7	12:49:55.255
7		4:51.169 P	3:10.819	43.140	57.210		12:54:46.424







# Autodromo Int. do Algarve

CPV 1300 + CPVC

Free Practice

## Lap Analysis



<b>41</b>	ANTONIO ALEXANDRE MACEDO COSTA	FIAT PUNTO 85 SPORT	<b>56</b>	JOAO PAULO DA COSTA ARANTES	TOYOTA STARLET 1.3 S
DESAFIO		ANTONIO ALEXANDRE MACEDO	LEGENDS		JOAO PAULO DA COSTA

Lap	D	Time	Sector 1	Sector 2	Sector 3	T. Spd	Elapsed	Lap	D	Time	Sector 1	Sector 2	Sector 3	T. Spd	Elapsed
1		12:38:50.566	12:36:38.705	1:09.720	1:02.141		12:38:50.566	1		12:38:50.892	12:36:58.542	53.558	58.792		12:38:50.892
2		2:58.402	58.706	56.221	1:03.475	121.7	12:41:48.968	2		2:58.212 P	53.473	52.722	1:12.017	126.7	12:41:49.104
3		2:47.773	54.581	54.963	58.229	142.6	12:44:36.741	3		5:31.905	3:45.343	50.700	55.862		12:47:21.009
4		2:55.814	1:02.385	54.018	59.411	141.1	12:47:32.555	4		2:36.582	49.689	50.275	56.618	167.9	12:49:57.591
5		2:47.610	56.664	52.628	58.318	145.9	12:50:20.165	5		2:37.664	50.260	50.479	56.925	161.9	12:52:35.255
6		3:03.562 P	56.718	54.012	1:12.832	144.7	12:53:23.727	6		2:41.578	51.865	52.464	57.249	144.9	12:55:16.833
7		4:35.356	2:40.731	53.045	1:01.580		12:57:59.083	7		2:40.009	52.371	50.812	56.826	152.5	12:57:56.842
8			55.926			154.0		8			51.706			161.4	

<b>47</b>	RICARDO MANUEL HENRIQUES FERRÃO	OPEL CORSA A	<b>60</b>	VELOSO AMARAL	HILLMAN IMP
LEGENDS		RICARDO MANUEL HENRIQUES	H71/TAÇA		VELOSO AMARAL

Lap	D	Time	Sector 1	Sector 2	Sector 3	T. Spd	Elapsed	Lap	D	Time	Sector 1	Sector 2	Sector 3	T. Spd	Elapsed
1		12:38:40.228	12:36:55.739	51.279	53.210		12:38:40.228	1		12:38:41.766	12:36:41.983	59.609	1:00.174		12:38:41.766
2		2:29.477	46.623	47.465	55.389	178.2	12:41:09.705	2		2:55.506	58.676	56.432	1:00.398		12:41:37.272
3		2:34.753	52.175	49.562	53.016	124.7	12:43:44.458	3		3:09.171 P	1:01.428	56.228	1:11.515		12:44:46.443
4		2:30.578	46.710	47.976	55.892	177.0	12:46:15.036	4		6:26.163	4:26.739	58.275	1:01.149		12:51:12.606
5		2:28.811	46.295	47.249	55.267	179.4	12:48:43.847	5		3:31.918 P	1:01.881	1:10.508	1:19.529		12:54:44.524
6		2:36.904	54.226	47.933	54.745	138.4	12:51:20.751								
7		2:59.779 P	56.164	53.798	1:09.817	130.1	12:54:20.530								

<b>50</b>	VITOR COSTA	LOTUS ELAN	<b>66</b>	NELSON RESENDE	DATSUN 1200
H71		MONTEIROS COMPETIÇÕES	H75		NELSON RESENDE

Lap	D	Time	Sector 1	Sector 2	Sector 3	T. Spd	Elapsed	Lap	D	Time	Sector 1	Sector 2	Sector 3	T. Spd	Elapsed
1		12:37:57.719	12:36:07.416	50.136	1:00.167		12:37:57.719	1		12:58:02.367 P	12:54:25.899	1:22.427	2:14.041		12:58:02.367

<b>67</b>	MARCO NUNO DE LACERDA	MAZDA CAPELLA	GRUPO 5			SIMPLICITO DE BRITO	MARCO NUNO DE LACERDA
-----------	-----------------------	---------------	---------	--	--	---------------------	-----------------------

Lap	D	Time	Sector 1	Sector 2	Sector 3	T. Spd	Elapsed
1		12:37:45.592	12:36:00.047	51.367	54.178		12:37:45.592
2		2:22.815	47.442	45.911	49.462	177.6	12:40:08.407
3		2:16.373	42.674	43.919	49.780	207.6	12:42:24.780
4		2:19.712	46.027	44.509	49.176	196.3	12:44:44.492
5		2:47.638 P	45.759	45.830	1:16.049	202.2	12:47:32.130
6		4:40.811	3:07.355	44.416	49.040		12:52:12.941
7		2:07.675	40.466	40.859	46.350	219.9	12:54:20.616
8		2:17.025 P	40.214	41.915	54.896	215.5	12:56:37.641

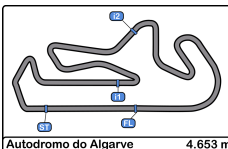
<b>52</b>	PEDRO TEIXEIRA	FIAT PUNTO 85 SPORT	DESAFIO			PEDRO TEIXEIRA
-----------	----------------	---------------------	---------	--	--	----------------

Lap	D	Time	Sector 1	Sector 2	Sector 3	T. Spd	Elapsed
1		12:37:09.610	12:35:26.187	49.014	54.409		12:37:09.610
2		2:32.583	48.996	48.946	54.641	160.7	12:39:42.193
3		2:31.819	48.579	48.355	54.885	164.1	12:42:14.012
4		2:30.541	49.013	47.843	53.685	163.1	12:44:44.553
5		2:30.422	48.178	47.735	54.509	167.4	12:47:14.975
6		2:31.866	50.065	47.693	54.108	162.6	12:49:46.841
7		2:39.647 P	48.682	48.949	1:02.016	163.1	12:52:26.488

<b>55</b>	DOMINGOS MANUEL BOURBON DE SOUSA C	BMW 2800 CS	H71			DOMINGOS MANUEL BOURBON
-----------	------------------------------------	-------------	-----	--	--	-------------------------

Lap	D	Time	Sector 1	Sector 2	Sector 3	T. Spd	Elapsed
1		12:38:31.933	12:36:57.018	45.703	49.212		12:38:31.933
2		2:12.188	43.757	41.493	46.938	191.4	12:40:44.121
3		2:14.073	41.036	42.261	50.776	204.9	12:42:58.194
4		2:12.408	42.282	42.093	48.033	186.2	12:45:10.602
5		2:09.704	40.808	41.412	47.484	206.5	12:47:20.306
6		2:23.721 P	41.793	41.763	1:00.165	206.5	12:49:44.027
7		6:08.617	4:38.247	43.631	46.739		12:55:52.644
8		2:12.760	42.397	41.885	48.478	201.4	12:58:05.404
9			41.735			211.7	





# Autodromo Int. do Algarve

CPV 1300 + CPVC

Free Practice

## Best Sectors Results

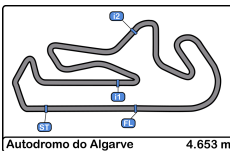


Autodromo do Algarve 4.653 m.

Sector - 1			Sector - 2			Sector - 3			Ideal Lap vs Best Lap			
Clas	Nº Driver	Time	Nº Driver	Time	Nº Driver	Time	Clas	Nº Driver	Ideal Lap	Best Lap	Clas	
1	3 JOAO PEDRO MACEDO SIL	38.560	6 JOAQUIM JORGE	38.689	3 JOAO PEDRO MACEDO SIL	45.062	1	3 JOAO PEDRO MACEDO SIL	2:02.956	2:03.795	2	
2	2 RUI MANUEL LOPES ANJOS	38.806	24 ANTONIO JOSÉ MOREIRA DA	39.018	6 JOAQUIM JORGE	45.240	2	6 JOAQUIM JORGE	2:02.957	2:03.928	4	
3	6 JOAQUIM JORGE	39.028	2 RUI MANUEL LOPES ANJOS	39.067	2 RUI MANUEL LOPES ANJOS	45.346	3	2 RUI MANUEL LOPES ANJOS	2:03.219	2:03.219	1	
4	24 ANTONIO JOSÉ MOREIRA DA	39.272	3 JOAO PEDRO MACEDO SIL	39.334	24 ANTONIO JOSÉ MOREIRA DA	45.349	4	24 ANTONIO JOSÉ MOREIRA DA	2:03.639	2:03.796	3	
5	20 RUI FILIPE DE CASTRO	39.846	14 JOÃO CARLOS DA FONTE N	39.832	20 RUI FILIPE DE CASTRO	46.209	5	20 RUI FILIPE DE CASTRO	2:05.991	2:06.103	5	
6	67 NUNO DE LACERDA - DE BRITO	40.214	20 RUI FILIPE DE CASTRO	39.936	67 NUNO DE LACERDA - DE BRITO	46.350	6	67 NUNO DE LACERDA - DE BRITO	2:07.423	2:07.675	6	
7	55 DOMINGOS MANUEL BOURBON	40.808	67 NUNO DE LACERDA - DE BRITO	40.859	14 JOÃO CARLOS DA FONTE N	46.522	7	14 JOÃO CARLOS DA FONTE N	2:07.436	2:07.969	7	
8	14 JOÃO CARLOS DA FONTE N	41.082	55 DOMINGOS MANUEL BOURBON	41.412	55 DOMINGOS MANUEL BOURBON	46.739	8	55 DOMINGOS MANUEL BOURBON	2:08.959	2:09.704	8	
9	10 BRUNO CRISTÓVÃO	41.400	19 CLAUDIO ESTAFANIO	42.070	19 CLAUDIO ESTAFANIO	47.661	9	19 CLAUDIO ESTAFANIO	2:11.445	2:12.246	9	
10	19 CLAUDIO ESTAFANIO	41.714	35 RICARDO JORGE RODRIGUES	42.376	35 RICARDO JORGE RODRIGUES	47.949	10	35 RICARDO JORGE RODRIGUES	2:12.238	2:12.624	10	
11	35 RICARDO JORGE RODRIGUES	41.913	5 LUÍS ALEGRIA	42.851	5 LUÍS ALEGRIA	48.576	11	28 NUNO ROCHA OLIVEIRA BR	2:14.043	2:14.690	11	
12	28 NUNO ROCHA OLIVEIRA BR	42.366	28 NUNO ROCHA OLIVEIRA BR	42.940	28 NUNO ROCHA OLIVEIRA BR	48.737	12	10 BRUNO CRISTÓVÃO	2:14.564	2:15.037	13	
13	5 LUÍS ALEGRIA	43.167	10 BRUNO CRISTÓVÃO	43.544	10 BRUNO CRISTÓVÃO	49.620	13	5 LUÍS ALEGRIA	2:14.594	2:14.920	12	
14	16 PEDRO BARBOSA	44.916	16 PEDRO BARBOSA	43.717	25 JORGE MANUEL CEQUEIRA	50.057	14	16 PEDRO BARBOSA	2:18.743	2:18.996	14	
15	31 CARLOS FERNANDO DE	45.457	31 CARLOS FERNANDO DE	45.698	16 PEDRO BARBOSA	50.110	15	25 JORGE MANUEL CEQUEIRA	2:21.659	2:21.816	15	
16	25 JORGE MANUEL CEQUEIRA	45.697	25 JORGE MANUEL CEQUEIRA	45.905	31 CARLOS FERNANDO DE	50.975	16	31 CARLOS FERNANDO DE	2:22.130	2:22.130	16	
17	47 RICARDO MANUEL HENRIQUES	46.295	7 GUILHERME MONTEIRO -	47.211	7 GUILHERME MONTEIRO -	52.568	17	47 RICARDO MANUEL HENRIQUES	2:26.560	2:28.811	17	
18	52 PEDRO TEIXEIRA	48.178	47 RICARDO MANUEL HENRIQUES	47.249	47 RICARDO MANUEL HENRIQUES	53.016	18	7 GUILHERME MONTEIRO -	2:28.109	2:29.958	18	
19	7 GUILHERME MONTEIRO -	48.330	52 PEDRO TEIXEIRA	47.693	52 PEDRO TEIXEIRA	53.685	19	52 PEDRO TEIXEIRA	2:29.556	2:30.422	19	
20	50 VITOR COSTA	48.670	17 DUARTE NUNO FERREIRA DOS	47.718	50 VITOR COSTA	55.041	20	50 VITOR COSTA	2:31.498	2:31.930	20	
21	17 DUARTE NUNO FERREIRA DOS	48.704	50 VITOR COSTA	47.787	56 JOAO PAULO DA COSTA AR	55.862	21	17 DUARTE NUNO FERREIRA DOS	2:32.771	2:36.251	21	
22	56 JOAO PAULO DA COSTA AR	49.689	12 MIGUEL MARIA CONRADO	50.021	17 DUARTE NUNO FERREIRA DOS	56.349	22	56 JOAO PAULO DA COSTA AR	2:35.826	2:36.582	22	
23	34 ANTONIO GAGO	51.744	56 JOAO PAULO DA COSTA AR	50.275	34 ANTONIO GAGO	57.080	23	12 MIGUEL MARIA CONRADO	2:39.944	2:48.236	25	
24	12 MIGUEL MARIA CONRADO	52.596	34 ANTONIO GAGO	51.221	12 MIGUEL MARIA CONRADO	57.327	24	34 ANTONIO GAGO	2:40.045	2:40.118	23	
25	41 ANTONIO ALEXANDRE MACEDO	54.581	41 ANTONIO ALEXANDRE MACEDO	52.628	41 ANTONIO ALEXANDRE MACEDO	58.229	25	41 ANTONIO ALEXANDRE MACEDO	2:45.438	2:47.610	24	
26	60 VELOSO AMARAL	58.676	60 VELOSO AMARAL	56.228	60 VELOSO AMARAL	1:00.174	26	60 VELOSO AMARAL	2:55.078	2:55.506	26	
27	66 NELSON RESENDE	Transpond	66 NELSON RESENDE	1:22.427	66 NELSON RESENDE	2:14.041	27	66 NELSON RESENDE	Transpond	Transpond	27	







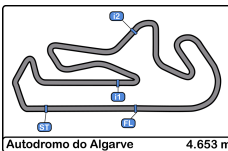
**Autodromo Int. do Algarve**  
**CPV 1300 + CPVC**  
**Free Practice**  
**Best 5 Lap Times**



Autodromo do Algarve 4.653 m.

Cl	Nº	Entrant/Team	Nat	Driver 1	Nat	Driver 2	Nat	Vehicle	Cat	Cl	Best 1		Best 2		Best 3		Best 4		Best 5	
											Time	Lap	Time	Lap	Time	Lap	Time	Lap	Time	Lap
1	2	RUI MANUEL LOPES ANJOS		RUI MANUEL LOPES ANJOS				FORD ESCORT RS 1600	H75	1	2:03.219	8	2:07.399	3	2:07.912	2	2:08.024	9	2:14.560	4
2	3	JOAO PEDRO MACEDO S		JOAO PEDRO MACEDO SILVA				PORSCHE 911 RSR	H75	2	2:03.795	6	2:03.823	5	2:04.827	4	2:05.657	3	2:11.056	2
3	24	ANTONIO JOSÉ MOREIRA DA CUNHA SOARES		ANTONIO JOSÉ MOREIRA DA				FORD ESCORT RS 1600	H75	3	2:03.796	8	2:04.590	7	2:04.713	9	2:12.239	4	2:14.069	3
4	6	JOAQUIM JORGE		JOAQUIM JORGE				FORD ESCORT RS 1600	H75	4	2:03.928	4	2:05.128	5	2:05.186	8	2:07.044	3	2:11.442	2
5	20	RUI FILIPE DE CASTRO FERREIRA		RUI FILIPE DE CASTRO				FORD ESCORT RS 1600	H75	5	2:06.103	5	2:07.934	2	2:09.348	3	2:14.015	4	2:14.949	6
6	67	MARCO NUNO DE LACERDA		MARCO NUNO DE LACER		SIMPLICITO DE BRITO		MAZDA CAPELLA	GRUPO	1	2:07.675	7	2:16.373	3	2:17.025	8	2:19.712	4	2:22.815	2
7	14	JOÃO CARLOS DA FONT		JOÃO CARLOS DA FONTE				FORD ESCORT RS 1600	GRUPO	2	2:07.969	5	2:11.505	2	2:18.968	3	2:19.802	6	4:23.186	4
8	55	DOMINGOS MANUEL BOURBON DE SOUSA COUTINHO		DOMINGOS MANUEL				BMW 2800 CS	H71	1	2:09.704	5	2:12.188	2	2:12.408	4	2:12.760	8	2:14.073	3
9	19	CLAUDIO ESTAFANIO FERNANDES		CLAUDIO ESTAFANIO				PORSCHE 911 RS	H75	6	2:12.246	3	2:13.370	6	2:13.606	8	2:13.699	9	2:16.916	2
10	35	RICARDO JORGE RODRIGUES		RICARDO JORGE RODRIGUES				FORD ESCORT RS 2000	GRUPO	1	2:12.624	4	2:13.257	3	2:14.412	2	2:19.284	6	2:27.808	5
11	28	NUNO ROCHA OLIVEIRA		NUNO ROCHA OLIVEIRA				FORD ESCORT RS 2000	GRUPO	2	2:14.690	5	2:15.477	4	2:15.489	3	2:19.067	2	2:23.401	6
12	5	LUÍS ALEGRIA		LUÍS ALEGRIA				DATSUN 1200	H75	7	2:14.920	8	2:17.455	4	2:17.995	7	2:21.625	3	2:27.958	2
13	10	BRUNO CRISTÓVÃO FERNANDES DOS SANTOS		BRUNO CRISTÓVÃO				PORSCHE 911 RS	H75	8	2:15.037	6	2:16.025	4	2:17.120	3	2:20.190	7	2:22.393	5
14	16	PEDRO BARBOSA		PEDRO BARBOSA				DATSUN 1200	H75	9	2:18.996	6	2:22.608	3	2:28.021	4	2:28.406	2	2:45.073	7
15	25	JORGE MANUEL CEQUEIRA		JORGE MANUEL CEQUEIRA				TOYOTA STARLET 1.3 S	LEGEND	1	2:21.816	6	2:22.573	7	2:22.653	8	2:23.318	5	2:24.653	4
16	31	CARLOS FERNANDO DE CARVALHO BARBOSA DA CRUZ		CARLOS FERNANDO DE				DATSUN 1200	H75	10	2:22.130	5	2:23.675	3	2:24.583	4	2:27.485	2	2:46.257	6
17	47	RICARDO MANUEL HENRIQUES		RICARDO MANUEL				OPEL CORSA A	LEGEND	2	2:28.811	5	2:29.477	2	2:30.578	4	2:34.753	3	2:36.904	6
18	7	CÂNDIDO GUILHERME		CÂNDIDO GUILHERME		NUNO ANTONIO DA CRUZ		DATSUN 1200	H71	2	2:29.958	4	2:33.789	3	2:35.592	2	2:35.676	7	2:38.399	5
19	52	PEDRO TEIXEIRA		PEDRO TEIXEIRA				FIAT PUNTO 85 SPORT	DESAFI	1	2:30.422	5	2:30.541	4	2:31.819	3	2:31.866	6	2:32.583	2
20	50	MONTEIROS COMPETIÇ		VITOR COSTA				LOTUS ELAN	H71	3	2:31.930	5	2:32.584	6	2:38.478	2	2:39.904	8	2:43.499	3
21	17	DUARTE NUNO FERREIRA DOS SANTOS PINTO TRINDADE		DUARTE NUNO FERREIRA				PEUGEOT 106 XSI	LEGEND	3	2:36.251	2	2:46.285	3	5:41.748	4				
22	56	JOAO PAULO DA COSTA		JOAO PAULO DA COSTA				TOYOTA STARLET 1.3 S	LEGEND	4	2:36.582	4	2:37.664	5	2:40.009	7	2:41.578	6	2:58.212	2
23	34	MONTEIROS COMPETIÇ		ANTONIO GAGO				MINI	LEGEND	5	2:40.118	7	2:41.374	6	2:43.577	3	2:48.119	2	3:07.498	4
24	41	ANTONIO ALEXANDRE		ANTONIO ALEXANDRE				FIAT PUNTO 85 SPORT	DESAFI	2	2:47.610	5	2:47.773	3	2:55.814	4	2:58.402	2	3:03.562	6
25	12	MIGUEL MARIA CONRADO		MIGUEL MARIA CONRADO				AUSTIN METRO	LEGEND	6	2:48.236	2	2:58.394	3	6:46.893	4				
26	60	VELOSO AMARAL		VELOSO AMARAL				HILLMAN IMP	H71/TAÇ	1	2:55.506	2	3:09.171	3	3:31.918	5	6:26.163	4		
27	66	NELSON RESENDE		NELSON RESENDE				DATSUN 1200	H75	11										





# Autodromo Int. do Algarve

CPV 1300 + CPVC

Free Practice

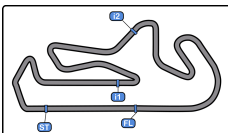
Best 5 Top Speeds



Autodromo do Algarve 4.653 m.

Cl	Nº	Entrant/Team	Nat	Driver 1	Nat	Driver 2	Nat	Vehicle	Cat	Cl	Top 1		Top 2		Top 3		Top 4		Top 5		Avg
											Km/h	Lap	Km/h	Lap	Km/h	Lap	Km/h	Lap	Km/h	Lap	
1	3	JOAO PEDRO MACEDO S		JOAO PEDRO MACEDO SILVA				PORSCHE 911 RSR	H75	1	233.7	3	233.2	4	233.2	5	233.2	7	229.7	6	232.6
2	6	JOAQUIM JORGE		JOAQUIM JORGE				FORD ESCORT RS 1600	H75	2	230.2	9	229.2	8	225.9	3	225.4	6	219.0	4	226.0
3	19	CLAUDIO ESTAFANIO FERNANDES		CLAUDIO ESTAFANIO				PORSCHE 911 RS	H75	3	230.2	8	228.8	9	228.3	6	222.2	2	221.7	3	226.2
4	2	RUI MANUEL LOPES ANJOS		RUI MANUEL LOPES ANJOS				FORD ESCORT RS 1600	H75	4	228.3	10	226.4	3	223.6	6	223.1	9	221.7	8	224.6
5	20	RUI FILIPE DE CASTRO FERREIRA		RUI FILIPE DE CASTRO				FORD ESCORT RS 1600	H75	5	226.4	6	222.2	5	219.0	7	206.8	3	198.1	2	214.5
6	24	ANTONIO JOSÉ MOREIRA DA CUNHA		ANTONIO JOSÉ MOREIRA DA				FORD ESCORT RS 1600	H75	6	226.4	10	225.4	9	220.4	8	219.5	5	219.5	7	222.2
7	10	BRUNO CRISTÓVÃO FERNANDES DOS SANTOS		BRUNO CRISTÓVÃO				PORSCHE 911 RS	H75	7	222.6	4	221.7	7	220.4	6	201.8	3	188.4	5	211.0
8	67	MARCO NUNO DE LACERDA		MARCO NUNO DE LACER		SIMPLICITO DE BRITO		MAZDA CAPELLA	GRUPO	1	219.9	7	215.5	8	207.6	3	202.2	5	196.3	4	208.3
9	14	JOÃO CARLOS DA FONT		JOÃO CARLOS DA FONTE				FORD ESCORT RS 1600	GRUPO	2	215.5	3	200.7	5	198.8	2	179.1	6			198.5
10	55	DOMINGOS MANUEL BOURBON DE SOUSA COUTINHO		DOMINGOS MANUEL				BMW 2800 CS	H71	1	211.7	9	206.5	5	206.5	6	204.9	3	201.4	8	206.2
11	35	RICARDO JORGE RODRIGUES		RICARDO JORGE RODRIGUES				FORD ESCORT RS 2000	GRUPO	1	206.1	5	203.7	6	203.3	3	203.3	4	200.3	2	203.4
12	28	NUNO ROCHA OLIVEIRA		NUNO ROCHA OLIVEIRA				FORD ESCORT RS 2000	GRUPO	2	201.4	3	199.6	4	199.6	5	190.8	6	185.2	2	195.3
13	5	LUÍS ALEGRIA		LUÍS ALEGRIA				DATSUN 1200	H75	8	191.8	8	190.4	9	189.4	3	188.4	4	187.8	7	189.6
14	16	PEDRO BARBOSA		PEDRO BARBOSA				DATSUN 1200	H75	9	186.2	7	183.6	2	183.3	4	183.3	6	181.5	3	183.6
15	31	CARLOS FERNANDO DE CARVALHO BARBOSA DA CRUZ		CARLOS FERNANDO DE				DATSUN 1200	H75	10	180.6	6	178.8	5	178.2	2	177.0	4	176.4	3	178.2
16	47	RICARDO MANUEL HENRIQUES		RICARDO MANUEL				OPEL CORSA A	LEGEND	1	179.4	5	178.2	2	177.0	4	138.4	6	130.1	7	160.6
17	25	JORGE MANUEL CEQUEIRA		JORGE MANUEL CEQUEIRA				TOYOTA STARLET 1.3 S	LEGEND	2	177.6	7	176.4	2	173.9	5	173.9	8	173.0	6	175.0
18	50	MONTEIROS COMPETIÇ		VITOR COSTA				LOTUS ELAN	H71	2	177.3	5	177.3	7	175.8	3	170.6	6	163.1	2	172.8
19	56	JOAO PAULO DA COSTA		JOAO PAULO DA COSTA				TOYOTA STARLET 1.3 S	LEGEND	3	167.9	4	161.9	5	161.4	8	152.5	7	144.9	6	157.7
20	52	PEDRO TEIXEIRA		PEDRO TEIXEIRA				FIAT PUNTO 85 SPORT	DESAFI	1	167.4	5	164.1	3	163.1	4	163.1	7	162.6	6	164.1
21	7	CÂNDIDO GUILHERME		CÂNDIDO GUILHERME		NUNO ANTONIO DA CRUZ		DATSUN 1200	H71	3	163.6	9	160.4	5	159.5	2	159.0	4	159.0	7	160.3
22	12	MIGUEL MARIA CONRADO		MIGUEL MARIA CONRADO				AUSTIN METRO	LEGEND	4	159.5	3	132.6	2							146.1
23	17	DUARTE NUNO FERREIRA DOS SANTOS PINTO TRINDADE		DUARTE NUNO FERREIRA				PEUGEOT 106 XSI	LEGEND	5	159.2	2	147.9	3							153.6
24	41	ANTONIO ALEXANDRE		ANTONIO ALEXANDRE				FIAT PUNTO 85 SPORT	DESAFI	2	154.0	8	145.9	5	144.7	6	142.6	3	141.1	4	145.7
25	34	MONTEIROS COMPETIÇ		ANTONIO GAGO				MINI	LEGEND	6	149.7	3	148.1	7	147.9	6	147.5	4	147.5	8	148.1





Autodromo Int. do Algarve

CPV 1300 + CPVC

Free Practice

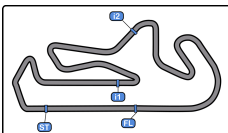
Fastest Laps Sequence

Autodromo do Algarve 4.653 m.



Lap	Time of Day	Session Time	Nº Entrant/Team	Nat	Driver 1	Nat	Driver 2	Nat	Vehicle	Cat	Time	Km/h
2	12:39:38.094	7:38.094	2 RUI MANUEL LOPES ANJOS COSTA		RUI MANUEL LOPES ANJOS				FORD ESCORT RS 1600	H75	2:07.912	130.9
3	12:41:45.493	9:45.493	2 RUI MANUEL LOPES ANJOS COSTA		RUI MANUEL LOPES ANJOS				FORD ESCORT RS 1600	H75	2:07.399	131.4
3	12:42:05.196	10:05.196	3 JOAO PEDRO MACEDO SILVA		JOAO PEDRO MACEDO SILVA				PORSCHE 911 RSR	H75	2:05.657	133.3
4	12:44:10.023	12:10.023	3 JOAO PEDRO MACEDO SILVA		JOAO PEDRO MACEDO SILVA				PORSCHE 911 RSR	H75	2:04.827	134.1
4	12:44:41.466	12:41.466	6 JOAQUIM JORGE		JOAQUIM JORGE				FORD ESCORT RS 1600	H75	2:03.928	135.1
5	12:46:13.846	14:13.846	3 JOAO PEDRO MACEDO SILVA		JOAO PEDRO MACEDO SILVA				PORSCHE 911 RSR	H75	2:03.823	135.2
6	12:48:17.641	16:17.641	3 JOAO PEDRO MACEDO SILVA		JOAO PEDRO MACEDO SILVA				PORSCHE 911 RSR	H75	2:03.795	135.3
8	12:56:07.988	24:07.988	2 RUI MANUEL LOPES ANJOS COSTA		RUI MANUEL LOPES ANJOS				FORD ESCORT RS 1600	H75	2:03.219	135.9





# Autodromo Int. do Algarve

CPV 1300 + CPVC

Free Practice

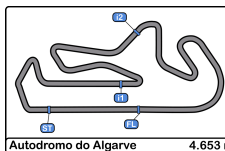
## Event Best Maximum Speed

Autodromo do Algarve 4.653 m.



Nº	Entrant/Team	Nat	Driver 1	Nat	Driver 2	Nat	Vehicle	Cat	Km/h	Session
3	JOAO PEDRO MACEDO SILVA		JOAO PEDRO MACEDO SILVA				PORSCHE 911 RSR	H75	233.7	Free Practice
19	CLAUDIO ESTAFANIO FERNANDES VIEIRA		CLAUDIO ESTAFANIO				PORSCHE 911 RS	H75	230.2	Free Practice
6	JOAQUIM JORGE		JOAQUIM JORGE				FORD ESCORT RS 1600	H75	230.2	Free Practice
2	RUI MANUEL LOPES ANJOS COSTA		RUI MANUEL LOPES ANJOS				FORD ESCORT RS 1600	H75	228.3	Free Practice
20	RUI FILIPE DE CASTRO FERREIRA ALVES		RUI FILIPE DE CASTRO				FORD ESCORT RS 1600	H75	226.4	Free Practice
24	ANTONIO JOSÉ MOREIRA DA CUNHA SOARES		ANTONIO JOSÉ MOREIRA DA				FORD ESCORT RS 1600	H75	226.4	Free Practice
10	BRUNO CRISTÓVÃO FERNANDES DOS SANTOS		BRUNO CRISTÓVÃO FERNANDES				PORSCHE 911 RS	H75	222.6	Free Practice
67	MARCO NUNO DE LACERDA CAMPOS PINTO		MARCO NUNO DE LACERDA		SIMPLICITO DE BRITO CAMPOS		MAZDA CAPELLA	GRUPO	219.9	Free Practice
14	JOÃO CARLOS DA FONTE NOVO		JOÃO CARLOS DA FONTE NOVO				FORD ESCORT RS 1600	GRUPO	215.5	Free Practice
55	DOMINGOS MANUEL BOURBON DE SOUSA COUTINHO		DOMINGOS MANUEL BOURBON				BMW 2800 CS	H71	211.7	Free Practice
35	RICARDO JORGE RODRIGUES PEREIRA		RICARDO JORGE RODRIGUES				FORD ESCORT RS 2000	GRUPO	206.1	Free Practice
28	NUNO ROCHA OLIVEIRA BREDÁ		NUNO ROCHA OLIVEIRA BREDÁ				FORD ESCORT RS 2000	GRUPO	201.4	Free Practice
5	LUÍS ALEGRIA		LUÍS ALEGRIA				DATSUN 1200	H75	191.8	Free Practice
16	PEDRO BARBOSA		PEDRO BARBOSA				DATSUN 1200	H75	186.2	Free Practice
31	CARLOS FERNANDO DE CARVALHO BARBOSA DA CRUZ		CARLOS FERNANDO DE				DATSUN 1200	H75	180.6	Free Practice
47	RICARDO MANUEL HENRIQUES FERRÃO		RICARDO MANUEL HENRIQUES				OPEL CORSA A	LEGEND	179.4	Free Practice
25	JORGE MANUEL CEQUEIRA		JORGE MANUEL CEQUEIRA				TOYOTA STARLET 1.3 S	LEGEND	177.6	Free Practice
50	MONTEIROS COMPETIÇÕES		VITOR COSTA				LOTUS ELAN	H71	177.3	Free Practice
56	JOAO PAULO DA COSTA ARANTES		JOAO PAULO DA COSTA				TOYOTA STARLET 1.3 S	LEGEND	167.9	Free Practice
52	PEDRO TEIXEIRA		PEDRO TEIXEIRA				FIAT PUNTO 85 SPORT	DESAFI	167.4	Free Practice
7	CÂNDIDO GUILHERME MONTEIRO		CÂNDIDO GUILHERME		NUNO ANTONIO DA CRUZ		DATSUN 1200	H71	163.6	Free Practice
12	MIGUEL MARIA CONRADO MIGUEL		MIGUEL MARIA CONRADO				AUSTIN METRO	LEGEND	159.5	Free Practice
17	DUARTE NUNO FERREIRA DOS SANTOS PINTO TRINDADE		DUARTE NUNO FERREIRA DOS				PEUGEOT 106 XSI	LEGEND	159.2	Free Practice
41	ANTONIO ALEXANDRE MACEDO		ANTONIO ALEXANDRE MACEDO				FIAT PUNTO 85 SPORT	DESAFI	154.0	Free Practice
34	MONTEIROS COMPETIÇÕES		ANTONIO GAGO				MINI	LEGEND	149.7	Free Practice





# Autodromo Int. do Algarve

CPV 1300 + CPVC

Free Practice

Pit Stop Analysis



Autodromo do Algarve 4.653 m.

**2** RUI MANUEL LOPES ANJOS COSTA FORD ESCORT RS 1600

H75		RUI MANUEL LOPES ANJOS COSTA					
Nº	In Day Time	In Time	Out Time	Pit Time	T. Pit Time	Handicap	Diff.
1	12:43:55.183	12:43:55.183	12:46:28.357	2:33.174	2:33.174		
2	12:50:55.063	12:50:55.063	12:51:55.139	1:00.076	3:33.250		

**5** LUÍS ALEGRIA DATSUN 1200

H75		LUÍS ALEGRIA					
Nº	In Day Time	In Time	Out Time	Pit Time	T. Pit Time	Handicap	Diff.
1	12:47:31.129	12:47:31.129	12:50:23.374	2:52.245	2:52.245		

**6** JOAQUIM JORGE FORD ESCORT RS 1600

H75		JOAQUIM JORGE					
Nº	In Day Time	In Time	Out Time	Pit Time	T. Pit Time	Handicap	Diff.
1	12:48:57.507	12:48:57.507	12:51:37.780	2:40.273	2:40.273		

**7** CÂNDIDO GUILHERME MONTEIRO DATSUN 1200

H71		CÂNDIDO GUILHERME MONTEIRO					
Nº	In Day Time	In Time	Out Time	Pit Time	T. Pit Time	Handicap	Diff.
1	12:48:03.417	12:48:03.417	12:49:32.035	1:28.618	1:28.618		
2	12:54:28.042	12:54:28.042	12:56:05.071	1:37.029	3:05.647		

**10** BRUNO CRISTÓVÃO FERNANDES DOS SANTO PORSCHE 911 RS

H75		BRUNO CRISTÓVÃO FERNANDES DO					
Nº	In Day Time	In Time	Out Time	Pit Time	T. Pit Time	Handicap	Diff.
1	12:54:10.811	12:54:10.811	12:57:00.222	2:49.411	2:49.411		

**12** MIGUEL MARIA CONRADO MIGUEL AUSTIN METRO

LEGENDS		MIGUEL MARIA CONRADO MIGUEL					
Nº	In Day Time	In Time	Out Time	Pit Time	T. Pit Time	Handicap	Diff.
1	12:44:36.169	12:44:36.169	12:48:21.943	3:45.774	3:45.774		

**14** JOÃO CARLOS DA FONTE NOVO FORD ESCORT RS 1600

GRUPO 5		JOÃO CARLOS DA FONTE NOVO					
Nº	In Day Time	In Time	Out Time	Pit Time	T. Pit Time	Handicap	Diff.
1	12:42:16.478	12:42:16.478	12:44:35.688	2:19.210	2:19.210		

**16** PEDRO BARBOSA DATSUN 1200

H75		PEDRO BARBOSA					
Nº	In Day Time	In Time	Out Time	Pit Time	T. Pit Time	Handicap	Diff.
1	12:45:08.240	12:45:08.240	12:46:58.282	1:50.042	1:50.042		

**17** DUARTE NUNO FERREIRA DOS SANTOS PEUGEOT 106 XSI

LEGENDS		DUARTE NUNO FERREIRA DOS SANT					
Nº	In Day Time	In Time	Out Time	Pit Time	T. Pit Time	Handicap	Diff.
1	12:43:35.395	12:43:35.395	12:46:43.654	3:08.259	3:08.259		

**19** CLAUDIO ESTAFANIO FERNANDES VIEIRA PORSCHE 911 RS

H75		CLAUDIO ESTAFANIO FERNANDES VI					
Nº	In Day Time	In Time	Out Time	Pit Time	T. Pit Time	Handicap	Diff.
1	12:45:01.799	12:45:01.799	12:46:52.919	1:51.120	1:51.120		

**24** ANTONIO JOSÉ MOREIRA DA CUNHA SO FORD ESCORT RS 1600

H75		ANTONIO JOSÉ MOREIRA DA CUNHA					
Nº	In Day Time	In Time	Out Time	Pit Time	T. Pit Time	Handicap	Diff.
1	12:47:29.344	12:47:29.344	12:49:53.177	2:23.833	2:23.833		

**25** JORGE MANUEL CEQUEIRA MARQUES TOYOTA STARLET 1.3 S

LEGENDS		JORGE MANUEL CEQUEIRA MARQUE					
Nº	In Day Time	In Time	Out Time	Pit Time	T. Pit Time	Handicap	Diff.
1	12:41:09.272	12:41:09.272	12:43:30.827	2:21.555	2:21.555		

**34** ANTONIO GAGO MINI

LEGENDS		MONTEIROS COMPETIÇÕES					
Nº	In Day Time	In Time	Out Time	Pit Time	T. Pit Time	Handicap	Diff.
1	12:46:14.193	12:46:14.193	12:49:40.065	3:25.872	3:25.872		

**35** RICARDO JORGE RODRIGUES PEREIRA FORD ESCORT RS 2000

GRUPO 1 N		RICARDO JORGE RODRIGUES PEREI					
Nº	In Day Time	In Time	Out Time	Pit Time	T. Pit Time	Handicap	Diff.
1	12:49:50.173	12:49:50.173	12:52:23.271	2:33.098	2:33.098		

**41** ANTONIO ALEXANDRE MACEDO COSTA FIAT PUNTO 85 SPORT

DESAFIO A		ANTONIO ALEXANDRE MACEDO COS					
Nº	In Day Time	In Time	Out Time	Pit Time	T. Pit Time	Handicap	Diff.
1	12:53:18.241	12:53:18.241	12:55:10.499	1:52.258	1:52.258		

**50** VITOR COSTA LOTUS ELAN

H71		MONTEIROS COMPETIÇÕES					
Nº	In Day Time	In Time	Out Time	Pit Time	T. Pit Time	Handicap	Diff.
1	12:43:15.213	12:43:15.213	12:44:37.150	1:21.937	1:21.937		

**55** DOMINGOS MANUEL BOURBON DE SOUSA C BMW 2800 CS

H71		DOMINGOS MANUEL BOURBON DE S					
Nº	In Day Time	In Time	Out Time	Pit Time	T. Pit Time	Handicap	Diff.
1	12:49:38.578	12:49:38.578	12:53:40.988	4:02.410	4:02.410		

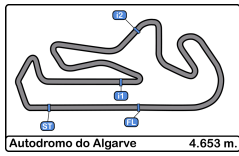
**56** JOAO PAULO DA COSTA ARANTES TOYOTA STARLET 1.3 S

LEGENDS		JOAO PAULO DA COSTA ARANTES					
Nº	In Day Time	In Time	Out Time	Pit Time	T. Pit Time	Handicap	Diff.
1	12:41:43.762	12:41:43.762	12:44:40.702	2:56.940	2:56.940		

**67** MARCO NUNO DE LACERDA MAZDA CAPELLA

GRUPO 5		MARCO NUNO DE LACERDA CAMPOS					
Nº	In Day Time	In Time	Out Time	Pit Time	T. Pit Time	Handicap	Diff.
1	12:47:24.905	12:47:24.905	12:49:54.705	2:29.800	2:29.800		

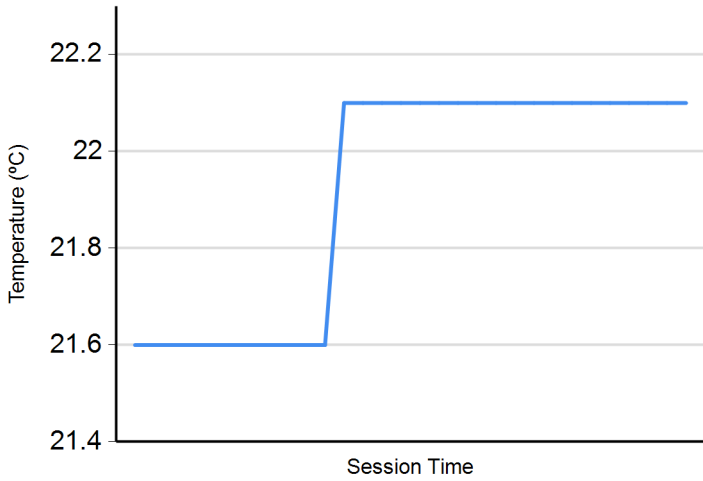




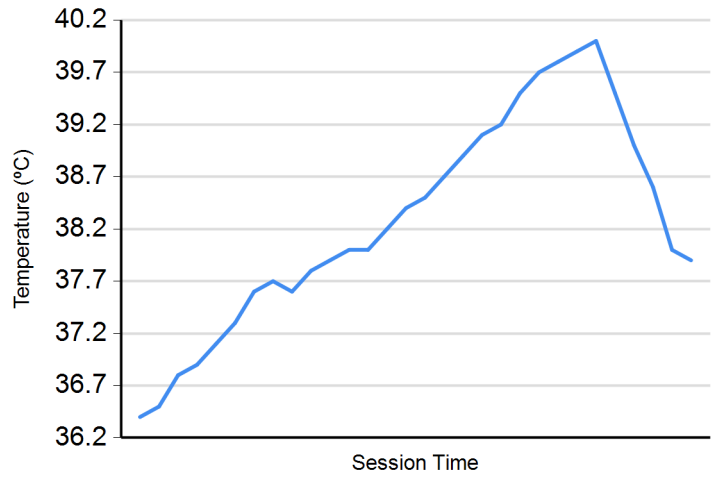
**Autodromo Int. do Algarve**  
**CPV 1300 + CPVC**  
**Free Practice**  
**Weather Report**



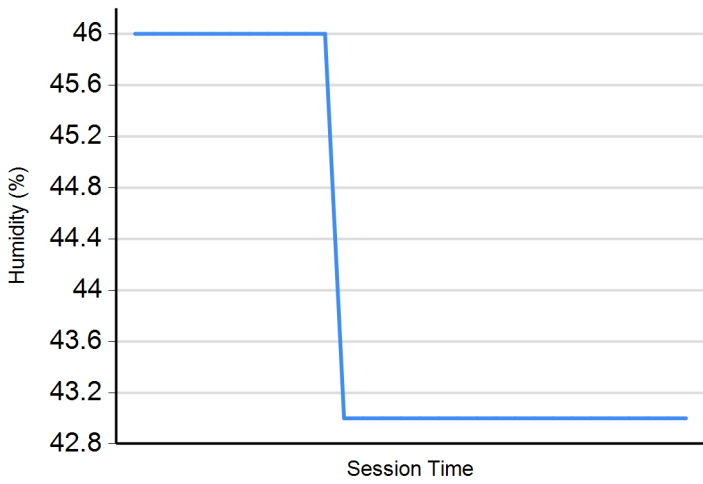
**Air Temperature**



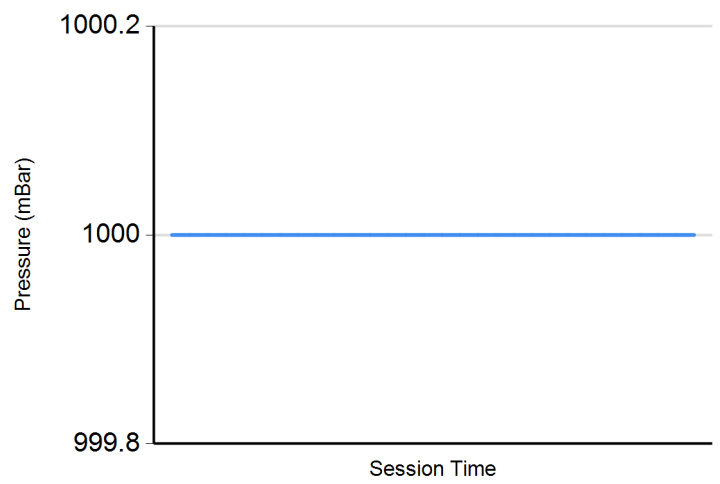
**Track Temperature**



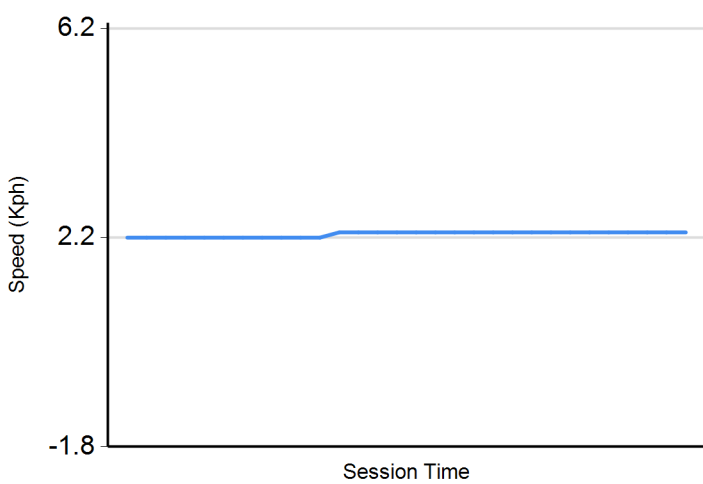
**Humidity**



**Pressure**



**Wind Speed**



**Wind direction**

North = 0°/360° Est = 90° South = 180° West = 270°

