

Autodromo Int. do Algarve

CPV 1300 + CPVC

Qualifying

Provisional Results

Autodromo do Algarve 4.653 m.



Cls	Nº	Entrant/Team	Nat	Driver 1	Nat	Driver 2	Nat	Vehicle	Cat	Cls	Laps	Best	Time	Gap	Interval	Km/h
1	3	JOAO PEDRO MACEDO S		JOAO PEDRO MACEDO SILVA				PORSCHE 911 RSR	H75	1	8	8	1:57.566			142.4
2	2	RUI MANUEL LOPES ANJOS		RUI MANUEL LOPES ANJOS				FORD ESCORT RS 1600	H75	2	7	4	2:02.852	5.286	5.286	136.3
3	6	JOAQUIM JORGE		JOAQUIM JORGE				FORD ESCORT RS 1600	H75	3	8	3	2:02.962	5.396	0.110	136.2
4	24	ANTONIO JOSÉ MOREIRA DA CUNHA SOARES		ANTONIO JOSÉ MOREIRA DA				FORD ESCORT RS 1600	H75	4	9	3	2:05.440	7.874	2.478	133.5
5	14	JOÃO CARLOS DA FONT		JOÃO CARLOS DA FONTE				FORD ESCORT RS 1600	GRUPO	1	10	4	2:05.683	8.117	0.243	133.2
6	55	DOMINGOS MANUEL BOURBON DE SOUSA COUTINHO		DOMINGOS MANUEL				BMW 2800 CS	H71	1	11	10	2:08.598	11.032	2.915	130.2
7	10	BRUNO CRISTÓVÃO FERNANDES DOS SANTOS		BRUNO CRISTÓVÃO				PORSCHE 911 RS	H75	5	11	10	2:08.852	11.286	0.254	130.0
8	19	CLAUDIO ESTAFANIO FERNANDES		CLAUDIO ESTAFANIO				PORSCHE 911 RS	H75	6	10	9	2:09.303	11.737	0.451	129.5
9	35	RICARDO JORGE RODRIGUES		RICARDO JORGE RODRIGUES				FORD ESCORT RS 2000	GRUPO	1	11	11	2:11.346	13.780	2.043	127.5
10	5	LUÍS ALEGRIA		LUÍS ALEGRIA				DATSUN 1200	H75	7	9	8	2:12.118	14.552	0.772	126.7
11	28	NUNO ROCHA OLIVEIRA		NUNO ROCHA OLIVEIRA				FORD ESCORT RS 2000	GRUPO	2	10	7	2:13.810	16.244	1.692	125.1
12	67	MARCO NUNO DE LACERDA		MARCO NUNO DE LACER		SIMPLICITO DE BRITO		MAZDA CAPELLA	GRUPO	2	9	7	2:17.088	19.522	3.278	122.1
13	21	NUNO AUGUSTO		NUNO AUGUSTO		PEDRO LISBOA		FORD ESCORT MK I	GRUPO	3	12	11	2:18.302	20.736	1.214	121.1
14	16	PEDRO BARBOSA		PEDRO BARBOSA				DATSUN 1200	H75	8	8	8	2:18.637	21.071	0.335	120.8
15	25	JORGE MANUEL CEQUEIRA		JORGE MANUEL CEQUEIRA				TOYOTA STARLET 1.3 S	LEGEND	1	10	8	2:20.514	22.948	1.877	119.2
16	47	RICARDO MANUEL HENRIQUES		RICARDO MANUEL				OPEL CORSA A	LEGEND	2	9	4	2:22.097	24.531	1.583	117.8
17	1	EDUARDO LUCIO PINTO		EDUARDO SANTOS		PEDRO POÇAS		PORSCHE 924	H81	1	7	3	2:22.201	24.635	0.104	117.7
18	66	NELSON RESENDE		NELSON RESENDE				DATSUN 1200	H75	9	7	3	2:22.562	24.996	0.361	117.4
19	7	CÂNDIDO GUILHERME		CÂNDIDO GUILHERME		NUNO ANTONIO DA CRUZ		DATSUN 1200	H71	2	9	9	2:24.469	26.903	1.907	115.9
20	50	MONTEIROS COMPETIÇ		VITOR COSTA				LOTUS ELAN	H71	3	10	9	2:25.773	28.207	1.304	114.9
21	56	JOAO PAULO DA COSTA		JOAO PAULO DA COSTA				TOYOTA STARLET 1.3 S	LEGEND	3	9	8	2:29.281	31.715	3.508	112.2
22	17	DUARTE NUNO FERREIRA DOS SANTOS PINTO TRINDADE		DUARTE NUNO FERREIRA				PEUGEOT 106 XSI	LEGEND	4	7	6	2:29.568	32.002	0.287	111.9
23	41	ANTONIO ALEXANDRE		ANTONIO ALEXANDRE				FIAT PUNTO 85 SPORT	DESAFI	1	8	8	2:38.483	40.917	8.915	105.6
24	34	MONTEIROS COMPETIÇ		ANTONIO GAGO				MINI	LEGEND	5	5	4	2:41.722	44.156	3.239	103.5
25	12	MIGUEL MARIA CONRADO		MIGUEL MARIA CONRADO				AUSTIN METRO	LEGEND	6	5	3	2:46.054	48.488	4.332	100.8
26	60	VELOSO AMARAL		VELOSO AMARAL				HILLMAN IMP	H71/TAC	1	3	3	4:58.920	3:01.354	2:12.866	56.0

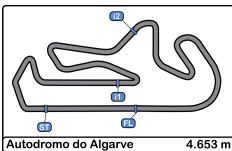
Published at:.....

Track Temp: 28.4 °C Air Temp: 22.1 °C Humidity: 56 % Track Status: DRY

Race Director:

Timekeeper:





Autodromo Int. do Algarve
CPV 1300 + CPVC
Qualifying
Provisional Results by Category



Autodromo do Algarve 4.653 m.

H75																
Cls	Nº	Entrant/Team	Nat	Driver 1	Nat	Driver 2	Nat	Vehicle	Cat	Cls	Laps	Best	Time	Gap	Interval	Km/h
1	3	JOAO PEDRO MACEDO S		JOAO PEDRO MACEDO SILVA				PORSCHE 911 RSR	H75	1	8	8	1:57.566			142.4
2	2	RUI MANUEL LOPES ANJOS		RUI MANUEL LOPES ANJOS				FORD ESCORT RS 1600	H75	2	7	4	2:02.852	5.286	5.286	136.3
3	6	JOAQUIM JORGE		JOAQUIM JORGE				FORD ESCORT RS 1600	H75	3	8	3	2:02.962	5.396	0.110	136.2
4	24	ANTONIO JOSÉ MOREIRA DA CUNHA SOARES		ANTONIO JOSÉ MOREIRA DA				FORD ESCORT RS 1600	H75	4	9	3	2:05.440	7.874	2.478	133.5
5	10	BRUNO CRISTÓVÃO FERNANDES DOS SANTOS		BRUNO CRISTÓVÃO				PORSCHE 911 RS	H75	5	11	10	2:08.852	11.286	3.412	130.0
6	19	CLAUDIO ESTAFANIO FERNANDES		CLAUDIO ESTAFANIO				PORSCHE 911 RS	H75	6	10	9	2:09.303	11.737	0.451	129.5
7	5	LUÍS ALEGRIA		LUÍS ALEGRIA				DATSUN 1200	H75	7	9	8	2:12.118	14.552	2.815	126.7
8	16	PEDRO BARBOSA		PEDRO BARBOSA				DATSUN 1200	H75	8	8	8	2:18.637	21.071	6.519	120.8
9	66	NELSON RESENDE		NELSON RESENDE				DATSUN 1200	H75	9	7	3	2:22.562	24.996	3.925	117.4

GRUPO 5																
Cls	Nº	Entrant/Team	Nat	Driver 1	Nat	Driver 2	Nat	Vehicle	Cat	Cls	Laps	Best	Time	Gap	Interval	Km/h
1	14	JOÃO CARLOS DA FONT		JOÃO CARLOS DA FONTE				FORD ESCORT RS 1600	GRUPO	1	10	4	2:05.683			133.2
2	67	MARCO NUNO DE LACERDA		MARCO NUNO DE LACER		SIMPLICITO DE BRITO		MAZDA CAPELLA	GRUPO	2	9	7	2:17.088	11.405	11.405	122.1
3	21	NUNO AUGUSTO		NUNO AUGUSTO		PEDRO LISBOA		FORD ESCORT MK I	GRUPO	3	12	11	2:18.302	12.619	1.214	121.1

H71																
Cls	Nº	Entrant/Team	Nat	Driver 1	Nat	Driver 2	Nat	Vehicle	Cat	Cls	Laps	Best	Time	Gap	Interval	Km/h
1	55	DOMINGOS MANUEL BOURBON DE SOUSA COUTINHO		DOMINGOS MANUEL				BMW 2800 CS	H71	1	11	10	2:08.598			130.2
2	7	CÂNDIDO GUILHERME		CÂNDIDO GUILHERME		NUNO ANTONIO DA CRUZ		DATSUN 1200	H71	2	9	9	2:24.469	15.871	15.871	115.9
3	50	MONTEIROS COMPETIÇ		VITOR COSTA				LOTUS ELAN	H71	3	10	9	2:25.773	17.175	1.304	114.9

GRUPO 1 NACIONAL																
Cls	Nº	Entrant/Team	Nat	Driver 1	Nat	Driver 2	Nat	Vehicle	Cat	Cls	Laps	Best	Time	Gap	Interval	Km/h
1	35	RICARDO JORGE RODRIGUES		RICARDO JORGE RODRIGUES				FORD ESCORT RS 2000	GRUPO	1	11	11	2:11.346			127.5
2	28	NUNO ROCHA OLIVEIRA		NUNO ROCHA OLIVEIRA				FORD ESCORT RS 2000	GRUPO	2	10	7	2:13.810	2.464	2.464	125.1


LEGENDS																
Cls	Nº	Entrant/Team	Nat	Driver 1	Nat	Driver 2	Nat	Vehicle	Cat	Cls	Laps	Best	Time	Gap	Interval	Km/h
1	25	JORGE MANUEL CEQUEIRA		JORGE MANUEL CEQUEIRA				TOYOTA STARLET 1.3 S	LEGEND	1	10	8	2:20.514			119.2
2	47	RICARDO MANUEL HENRIQUES		RICARDO MANUEL				OPEL CORSA A	LEGEND	2	9	4	2:22.097	1.583	1.583	117.8
3	56	JOAO PAULO DA COSTA		JOAO PAULO DA COSTA				TOYOTA STARLET 1.3 S	LEGEND	3	9	8	2:29.281	8.767	7.184	112.2
4	17	DUARTE NUNO FERREIRA DOS SANTOS PINTO TRINDADE		DUARTE NUNO FERREIRA				PEUGEOT 106 XSI	LEGEND	4	7	6	2:29.568	9.054	0.287	111.9
5	34	MONTEIROS COMPETIÇ		ANTONIO GAGO				MINI	LEGEND	5	5	4	2:41.722	21.208	12.154	103.5

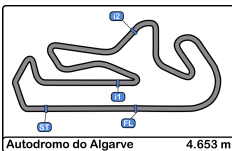
Published at:.....

Track Temp: 28.4 °C Air Temp: 22.1 °C Humidity: 56 % Track Status: DRY

Race Director:

Timekeeper:





Autodromo Int. do Algarve
CPV 1300 + CPVC
Qualifying
Provisional Results by Category



Autodromo do Algarve 4.653 m.

LEGENDS

Cls	Nº	Entrant/Team	Nat	Driver 1	Nat	Driver 2	Nat	Vehicle	Cat	Cls	Laps	Best	Time	Gap	Interval	Km/h
6	12	MIGUEL MARIA CONRADO		MIGUEL MARIA CONRADO				AUSTIN METRO	LEGEND	6	5	3	2:46.054	25.540	4.332	100.8

H81

Cls	Nº	Entrant/Team	Nat	Driver 1	Nat	Driver 2	Nat	Vehicle	Cat	Cls	Laps	Best	Time	Gap	Interval	Km/h
1	1	EDUARDO LUCIO PINTO		EDUARDO SANTOS		PEDRO POÇAS		PORSCHE 924	H81	1	7	3	2:22.201			117.7

DESAFIO ANPAC

Cls	Nº	Entrant/Team	Nat	Driver 1	Nat	Driver 2	Nat	Vehicle	Cat	Cls	Laps	Best	Time	Gap	Interval	Km/h
1	41	ANTONIO ALEXANDRE		ANTONIO ALEXANDRE				FIAT PUNTO 85 SPORT	DESAFI	1	8	8	2:38.483			105.6

H71/TAÇA 1000

Cls	Nº	Entrant/Team	Nat	Driver 1	Nat	Driver 2	Nat	Vehicle	Cat	Cls	Laps	Best	Time	Gap	Interval	Km/h
1	60	VELOSO AMARAL		VELOSO AMARAL				HILLMAN IMP	H71/TAÇ	1	3	3	4:58.920			56.0

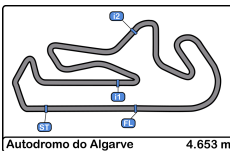
Published at:.....

Track Temp: 28.4 °C Air Temp: 22.1 °C Humidity: 56 % Track Status: DRY

Race Director:

Timekeeper:





Autodromo Int. do Algarve
CPV 1300 + CPVC
Qualifying
Provisional Results by Class



CPVC																
Cls	Nº	Entrant/Team	Nat	Driver 1	Nat	Driver 2	Nat	Vehicle	Cat	Cls	Laps	Best	Time	Gap	Interval	Km/h
1	3	JOAO PEDRO MACEDO S		JOAO PEDRO MACEDO SILVA				PORSCHE 911 RSR	CPVC	1	8	8	1:57.566			142.4
2	2	RUI MANUEL LOPES ANJOS		RUI MANUEL LOPES ANJOS				FORD ESCORT RS 1600	CPVC	2	7	4	2:02.852	5.286	5.286	136.3
3	6	JOAQUIM JORGE		JOAQUIM JORGE				FORD ESCORT RS 1600	CPVC	3	8	3	2:02.962	5.396	0.110	136.2
4	24	ANTONIO JOSÉ MOREIRA DA CUNHA SOARES		ANTONIO JOSÉ MOREIRA DA				FORD ESCORT RS 1600	CPVC	4	9	3	2:05.440	7.874	2.478	133.5
5	14	JOÃO CARLOS DA FONT		JOÃO CARLOS DA FONTE				FORD ESCORT RS 1600	CPVC	5	10	4	2:05.683	8.117	0.243	133.2
6	55	DOMINGOS MANUEL BOURBON DE SOUSA COUTINHO		DOMINGOS MANUEL				BMW 2800 CS	CPVC	6	11	10	2:08.598	11.032	2.915	130.2
7	10	BRUNO CRISTÓVÃO FERNANDES DOS SANTOS		BRUNO CRISTÓVÃO				PORSCHE 911 RS	CPVC	7	11	10	2:08.852	11.286	0.254	130.0
8	19	CLAUDIO ESTAFANIO FERNANDES		CLAUDIO ESTAFANIO				PORSCHE 911 RS	CPVC	8	10	9	2:09.303	11.737	0.451	129.5
9	35	RICARDO JORGE RODRIGUES		RICARDO JORGE RODRIGUES				FORD ESCORT RS 2000	CPVC	9	11	11	2:11.346	13.780	2.043	127.5
10	28	NUNO ROCHA OLIVEIRA		NUNO ROCHA OLIVEIRA				FORD ESCORT RS 2000	CPVC	10	10	7	2:13.810	16.244	2.464	125.1
11	67	MARCO NUNO DE LACERDA		MARCO NUNO DE LACER		SIMPLICITO DE BRITO		MAZDA CAPELLA	CPVC	11	9	7	2:17.088	19.522	3.278	122.1
12	21	NUNO AUGUSTO		NUNO AUGUSTO		PEDRO LISBOA		FORD ESCORT MK I	CPVC	12	12	11	2:18.302	20.736	1.214	121.1
13	1	EDUARDO LUCIO PINTO		EDUARDO SANTOS		PEDRO POÇAS		PORSCHE 924	CPVC	13	7	3	2:22.201	24.635	3.899	117.7
14	50	MONTEIROS COMPETIÇ		VITOR COSTA				LOTUS ELAN	CPVC	14	10	9	2:25.773	28.207	3.572	114.9

CPV 1300																
Cls	Nº	Entrant/Team	Nat	Driver 1	Nat	Driver 2	Nat	Vehicle	Cat	Cls	Laps	Best	Time	Gap	Interval	Km/h
1	5	LUÍS ALEGRIA		LUÍS ALEGRIA				DATSUN 1200	CPV 130	1	9	8	2:12.118			126.7
2	16	PEDRO BARBOSA		PEDRO BARBOSA				DATSUN 1200	CPV 130	2	8	8	2:18.637	6.519	6.519	120.8
3	25	JORGE MANUEL CEQUEIRA		JORGE MANUEL CEQUEIRA				TOYOTA STARLET 1.3 S	CPV 130	3	10	8	2:20.514	8.396	1.877	119.2
4	47	RICARDO MANUEL HENRIQUES		RICARDO MANUEL				OPEL CORSA A	CPV 130	4	9	4	2:22.097	9.979	1.583	117.8
5	66	NELSON RESENDE		NELSON RESENDE				DATSUN 1200	CPV 130	5	7	3	2:22.562	10.444	0.465	117.4
6	7	CÂNDIDO GUILHERME		CÂNDIDO GUILHERME		NUNO ANTONIO DA CRUZ		DATSUN 1200	CPV 130	6	9	9	2:24.469	12.351	1.907	115.9
7	56	JOAO PAULO DA COSTA		JOAO PAULO DA COSTA				TOYOTA STARLET 1.3 S	CPV 130	7	9	8	2:29.281	17.163	4.812	112.2
8	17	DUARTE NUNO FERREIRA DOS SANTOS PINTO TRINDADE		DUARTE NUNO FERREIRA				PEUGEOT 106 XSI	CPV 130	8	7	6	2:29.568	17.450	0.287	111.9
9	41	ANTONIO ALEXANDRE		ANTONIO ALEXANDRE				FIAT PUNTO 85 SPORT	CPV 130	9	8	8	2:38.483	26.365	8.915	105.6
10	34	MONTEIROS COMPETIÇ		ANTONIO GAGO				MINI	CPV 130	10	5	4	2:41.722	29.604	3.239	103.5
11	12	MIGUEL MARIA CONRADO		MIGUEL MARIA CONRADO				AUSTIN METRO	CPV 130	11	5	3	2:46.054	33.936	4.332	100.8
12	60	VELOSO AMARAL		VELOSO AMARAL				HILLMAN IMP	CPV 130	12	3	3	4:58.920	2:46.802	2:12.866	56.0

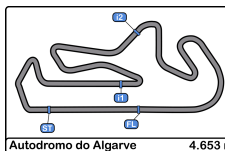
Published at:.....

Track Temp: 28.4 °C Air Temp: 22.1 °C Humidity: 56 % Track Status: DRY

Race Director:

Timekeeper:



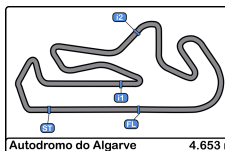


Autodromo Int. do Algarve
CPV 1300 + CPVC
Qualifying
Lap Analysis



1							6								
EDUARDO SANTOS							JOAQUIM JORGE								
H81							H75								
PEDRO POÇAS							JOAQUIM JORGE								
EDUARDO LUCIO PINTO															
Lap	D	Time	Sector 1	Sector 2	Sector 3	T. Spd	Elapsed	Lap	D	Time	Sector 1	Sector 2	Sector 3	T. Spd	Elapsed
1		18:50:20.781	P 18:48:05.201	51.426	1:24.154		18:50:20.781	1		18:50:54.458	P 18:48:36.840	47.611	1:30.007		18:50:54.458
2		6:56.915	5:13.082	48.282	55.551		18:57:17.696	2		5:44.776	4:17.613	41.510	45.653		18:56:39.234
3		2:22.201	46.954	44.217	51.030	192.5	18:59:39.897	3		2:02.962	38.808	38.899	45.255	220.4	18:58:42.196
4		2:36.375	P 43.402	43.705	1:09.268	195.2	19:02:16.272	4		2:04.772	39.407	39.704	45.661	213.8	19:00:46.968
5		11:52.194	P 9:51.873	50.257	1:10.064		19:14:08.466	5		2:44.902	P 42.169	53.250	1:09.483	218.1	19:03:31.870
6		4:58.613	3:18.970	46.828	52.815		19:19:07.079	6		10:16.456	8:47.564	41.349	47.543		19:13:48.326
7		2:25.604	45.875	46.762	52.967	185.5	19:21:32.683	7		2:03.993	39.391	39.305	45.297	213.4	19:15:52.319
8			47.756	51.006		169.0		8		2:03.277	38.838	39.193	45.246	222.6	19:17:55.596
2							9								
RUI MANUEL LOPES							CÂNDIDO GUILHERME								
ANJOS COSTA							MONTEIRO								
H75							DATSUN 1200								
RUI MANUEL LOPES ANJOS															
Lap	D	Time	Sector 1	Sector 2	Sector 3	T. Spd	Elapsed	Lap	D	Time	Sector 1	Sector 2	Sector 3	T. Spd	Elapsed
1		18:48:26.976	18:46:59.411	41.046	46.519		18:48:26.976	1		18:48:50.708	18:47:07.165	49.196	54.347		18:48:50.708
2		2:36.739	P 39.029	40.810	1:16.900	216.8	18:51:03.715	2		3:23.825	P 49.015	1:01.543	1:33.267	154.0	18:52:14.533
3		5:25.674	4:00.607	39.543	45.524		18:56:29.389	3		4:45.755	3:01.618	48.211	55.926		18:57:00.288
4		2:02.852	38.412	38.855	45.585	219.5	18:58:32.241	4		2:28.293	48.274	46.813	53.206	157.4	18:59:28.581
5		2:03.104	38.940	38.712	45.452	219.9	19:00:35.345	5		2:40.125	P 49.123	48.360	1:02.642	157.2	19:02:08.706
6		2:34.436	P 42.829	51.822	59.785	222.2	19:03:09.781	6		11:56.891	P 10:02.601	47.429	1:06.861		19:14:05.597
7		10:17.368	8:52.155	39.168	46.045		19:13:27.149	7		3:22.315	1:43.072	46.386	52.857		19:17:27.912
8			39.519	41.824		216.8		8		2:26.085	47.876	46.013	52.196	155.6	19:19:53.997
3							9								
JOAO PEDRO MACEDO							CÂNDIDO GUILHERME								
SILVA							NUNO ANTONIO DA								
H75							DATSUN 1200								
JOAO PEDRO MACEDO SILVA															
Lap	D	Time	Sector 1	Sector 2	Sector 3	T. Spd	Elapsed	Lap	D	Time	Sector 1	Sector 2	Sector 3	T. Spd	Elapsed
1		18:48:54.627	18:47:23.009	45.106	46.512		18:48:54.627	10			46.890	46.250	160.4		
2		3:08.016	P 47.170	1:02.127	1:18.719	225.4	18:52:02.643	10			46.890	46.250	160.4		
3		4:34.911	3:03.503	45.244	46.164		18:56:37.554	10			46.890	46.250	160.4		
4		1:58.108	37.348	37.032	43.728	226.8	18:58:35.662	10			46.890	46.250	160.4		
5		1:58.574	37.451	37.876	43.247	226.8	19:00:34.236	10			46.890	46.250	160.4		
6		2:40.802	P 45.048	51.924	1:03.830	226.4	19:03:15.038	10			46.890	46.250	160.4		
7		11:57.727	10:14.641	52.392	50.694		19:15:12.765	10			46.890	46.250	160.4		
8		1:57.566	37.239	37.155	43.172	226.4	19:17:10.331	10			46.890	46.250	160.4		
9			51.103	49.330		207.6		10			46.890	46.250	160.4		
5							10								
LUÍS ALEGRIA							BRUNO CRISTÓVÃO								
H75							FERNANDES DOS SANT								
LUÍS ALEGRIA							BRUNO CRISTÓVÃO								
Lap	D	Time	Sector 1	Sector 2	Sector 3	T. Spd	Elapsed	Lap	D	Time	Sector 1	Sector 2	Sector 3	T. Spd	Elapsed
1		18:49:12.138	18:47:30.533	48.163	53.442		18:49:12.138	1		18:48:59.285	18:47:24.527	45.095	49.663		18:48:59.285
2		3:07.335	P 58.108	52.324	1:16.903	102.4	18:52:19.473	2		3:07.995	P 45.377	1:00.318	1:22.300	221.3	18:52:07.280
3		4:37.725	3:02.481	43.713	51.531		18:56:57.198	3		4:36.034	2:59.755	46.313	49.966		18:56:43.314
4		2:15.882	43.296	43.546	49.040	187.5	18:59:13.080	4		2:10.927	41.024	41.609	48.294	224.0	18:58:54.241
5		2:27.448	P 42.903	42.576	1:01.969	188.1	19:01:40.528	5		2:10.380	40.403	41.658	48.319	222.6	19:01:04.621
6		11:45.871	10:12.281	44.306	49.284		19:13:26.399	6		2:58.727	P 50.704	54.227	1:13.796	124.7	19:04:03.348
7		2:15.171	43.043	43.205	48.923	182.7	19:15:41.570	7		9:24.798	7:54.402	41.805	48.591		19:13:28.146
8		2:12.118	42.855	41.693	47.570	187.5	19:17:53.688	8		2:09.932	41.240	40.796	47.896	203.7	19:15:38.078
9		2:20.899	P 42.615	41.612	56.672	187.5	19:20:14.587	9		2:11.394	41.064	41.592	48.738	223.1	19:17:49.472
12							LEGENDS								
MIGUEL MARIA							MIGUEL MARIA CONRADO								
CONRADO MIGUEL															
Lap	D	Time	Sector 1	Sector 2	Sector 3	T. Spd	Elapsed	Lap	D	Time	Sector 1	Sector 2	Sector 3	T. Spd	Elapsed
1		18:50:23.034	P 18:47:53.679	57.855	1:31.500		18:50:23.034	1		18:50:23.034	P 18:47:53.679	57.855	1:31.500		18:50:23.034
2		7:16.799	5:25.132	53.192	58.475		18:57:39.833	2		7:16.799	5:25.132	53.192	58.475		18:57:39.833
3		2:46.054	P 48.625	48.951	1:08.478	169.8	19:00:25.887	3		2:46.054	P 48.625	48.951	1:08.478	169.8	19:00:25.887
4		14:18.333	12:23.054	55.088	1:00.191		19:14:44.220	4		14:18.333	12:23.054	55.088	1:00.191		19:14:44.220
5		3:03.065	P 48.366	59.752	1:14.947	170.3	19:17:47.285	5		3:03.065	P 48.366	59.752	1:14.947	170.3	19:17:47.285





Autodromo Int. do Algarve

CPV 1300 + CPVC

Qualifying

Lap Analysis



14 JOÃO CARLOS DA FONTE NOVO FORD ESCORT RS 1600

GRUPO 5

JOÃO CARLOS DA FONTE NOVO

Lap D	Time	Sector 1	Sector 2	Sector 3	T. Spd	Elapsed
1	18:48:28.204	18:47:01.105	40.597	46.502		18:48:28.204
2	2:37.785 P	39.717	40.462	1:17.606	206.8	18:51:05.989
3	5:24.486	3:58.980	39.701	45.805		18:56:30.475
4	2:05.683	39.930	39.558	46.195	203.0	18:58:36.158
5	2:06.441	40.320	39.719	46.402	205.3	19:00:42.599
6	2:36.727 P	44.166	48.235	1:04.326	202.2	19:03:19.326
7	10:12.219	8:44.176	41.948	46.095		19:13:31.545
8	2:06.326	39.841	40.365	46.120	208.8	19:15:37.871
9	2:07.045	40.967	40.067	46.011	206.1	19:17:44.916
10	2:20.171 P	40.244	42.308	57.619	206.1	19:20:05.087
11		3:59.078	44.710			

21 NUNO AUGUSTO FORD ESCORT MK I

GRUPO 5

PEDRO LISBOA

NUNO AUGUSTO

Lap D	Time	Sector 1	Sector 2	Sector 3	T. Spd	Elapsed
1	18:48:41.921	18:47:03.043	46.587	52.291		18:48:41.921
2	2:46.189 P	47.951	53.582	1:04.656	187.5	18:51:28.110
3	5:24.043	3:43.987	46.155	50.901		18:56:49.153
4	2:42.033	45.383	1:04.562	52.088	173.0	18:59:31.186
5	2:26.105	45.974	46.649	53.482	174.4	19:01:57.291
6	3:05.281 P	59.716	50.440	1:15.125	102.6	19:05:02.572
7	8:53.813	7:15.957	45.524	52.332		19:13:56.385
8	2:19.621	44.457	44.256	50.908	181.8	19:16:16.006
9	2:22.218	46.216	44.072	51.930	160.9	19:18:38.224
10	2:19.356	44.082	44.821	50.453	187.8	19:20:57.580
11	2:18.302	43.808	43.958	50.536	181.8	19:23:15.882
12	2:46.906 P	47.144	44.864	1:14.898	192.8	19:26:02.788

16 PEDRO BARBOSA DATSUN 1200

H75

PEDRO BARBOSA

Lap D	Time	Sector 1	Sector 2	Sector 3	T. Spd	Elapsed
1	18:49:18.139	18:47:34.612	49.782	53.745		18:49:18.139
2	3:06.544 P	56.108	51.231	1:19.205	109.7	18:52:24.683
3	4:53.577	3:16.320	45.561	51.696		18:57:18.260
4	2:20.998	45.398	44.000	51.600	181.2	18:59:39.258
5	2:38.821 P	45.528	43.905	1:09.388	176.4	19:02:18.079
6	11:48.801	10:07.532	49.898	51.371		19:14:06.880
7	2:21.828	45.280	45.100	51.448	175.3	19:16:28.708
8	2:18.637	44.319	43.982	50.336	176.4	19:18:47.345
9		45.506	46.363		162.1	

24 ANTONIO JOSÉ MOREIRA DA CUNHA SO FORD ESCORT RS 1600

H75

ANTONIO JOSÉ MOREIRA DA

Lap D	Time	Sector 1	Sector 2	Sector 3	T. Spd	Elapsed
1	18:51:01.716 P	18:48:39.423	47.920	1:34.373		18:51:01.716
2	6:12.806	4:27.983	51.758	53.065		18:57:14.522
3	2:05.440	39.526	39.738	46.176	212.5	18:59:19.962
4	2:32.262	48.950	52.853	50.459	196.3	19:01:52.224
5	3:07.406 P	1:02.461	50.391	1:14.554	89.7	19:04:59.630
6	8:58.737	7:24.789	43.419	50.529		19:13:58.367
7	2:27.550	51.496	46.803	49.251	173.3	19:16:25.917
8	2:35.217	41.003	55.341	58.873	208.0	19:19:01.134
9	2:07.047	40.537	39.872	46.638	204.1	19:21:08.181
10		49.265	54.061		211.3	

17 DUARTE NUNO FERREIRA DOS SANTOS PEUGEOT 106 XSI

LEGENDS

DUARTE NUNO FERREIRA DOS

Lap D	Time	Sector 1	Sector 2	Sector 3	T. Spd	Elapsed
1	18:50:16.975 P	18:48:04.027	49.629	1:23.319		18:50:16.975
2	6:31.172	4:52.306	47.482	51.384		18:56:48.147
3	2:41.856 P	45.598	52.447	1:03.811	182.1	18:59:30.003
4	4:28.071 P	2:19.272	56.314	1:12.485		19:03:58.074
5	9:40.758	8:01.744	47.073	51.941		19:13:38.832
6	2:29.568	46.047	49.666	53.855	180.0	19:16:08.400
7	2:46.883 P	47.618	56.664	1:02.601	166.4	19:18:55.283

25 JORGE MANUEL CEQUEIRA MARQUES TOYOTA STARLET 1.3 S

LEGENDS

JORGE MANUEL CEQUEIRA

Lap D	Time	Sector 1	Sector 2	Sector 3	T. Spd	Elapsed
1	18:50:15.095 P	18:48:03.082	49.988	1:22.025		18:50:15.095
2	6:32.756	4:53.661	47.554	51.541		18:56:47.851
3	2:24.542	46.045	47.662	50.835	169.0	18:59:12.393
4	2:22.513	45.890	45.763	50.860	167.1	19:01:34.906
5	3:14.523 P	1:02.738	55.062	1:16.723	95.1	19:04:49.429
6	9:01.384	7:23.255	46.485	51.644		19:13:50.813
7	2:21.588	45.595	45.743	50.250	167.9	19:16:12.401
8	2:20.514	45.318	45.246	49.950	168.7	19:18:32.915
9	2:22.125	46.141	45.408	50.576	166.4	19:20:55.040
10	2:36.832	52.041	49.980	54.811	139.3	19:23:31.872
11		1:09.385	1:00.618		93.9	

19 CLAUDIO ESTAFANIO FERNANDES VIEIRA PORSCHE 911 RS

H75

CLAUDIO ESTAFANIO

Lap D	Time	Sector 1	Sector 2	Sector 3	T. Spd	Elapsed
1	18:49:52.143 P	18:47:55.855	47.165	1:09.123		18:49:52.143
2	6:30.718	5:00.000	42.540	48.178		18:56:22.861
3	2:15.002	42.152	43.142	49.708	209.3	18:58:37.863
4	2:11.119	41.625	41.528	47.966	219.9	19:00:48.982
5	3:07.213 P	46.495	1:04.499	1:16.219	222.6	19:03:56.195
6	10:10.850	8:37.358	44.390	49.102		19:14:07.045
7	2:14.976	43.653	43.087	48.236	188.4	19:16:22.021
8	2:15.013	41.830	42.831	50.352	219.0	19:18:37.034
9	2:09.303	40.789	41.272	47.242	219.5	19:20:46.337
10	2:09.796	41.028	41.569	47.199	219.5	19:22:56.133
11		43.614	44.679		220.8	

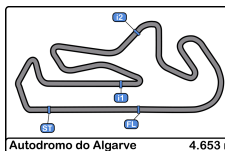
20 RUI FILIPE DE CASTRO FERREIRA ALVES FORD ESCORT RS 1600

H75

RUI FILIPE DE CASTRO

Lap D	Time	Sector 1	Sector 2	Sector 3	T. Spd	Elapsed
1		18:47:17.937	50.728			





Autodromo Int. do Algarve

CPV 1300 + CPVC

Qualifying

Lap Analysis



28 NUNO ROCHA OLIVEIRA BREA FORD ESCORT RS 2000

47 RICARDO MANUEL HENRIQUES FERRÃO OPEL CORSA A

GRUPO 1 NUNO ROCHA OLIVEIRA BREA							LEGENDS								
Lap	D	Time	Sector 1	Sector 2	Sector 3	T. Spd	Elapsed	Lap	D	Time	Sector 1	Sector 2	Sector 3	T. Spd	Elapsed
1		18:50:31.711 P	18:48:24.306	50.736	1:16.669		18:50:31.711	1		18:49:04.425	18:47:19.379	52.881	52.165		18:49:04.425
2		6:21.165	4:35.542	56.542	49.081		18:56:52.876	2		3:06.431 P	49.275	52.985	1:24.171	154.7	18:52:10.856
3		2:15.428	42.529	43.490	49.409	195.6	18:59:08.304	3		4:39.900	3:00.123	47.836	51.941		18:56:50.756
4		2:14.655	42.420	43.062	49.173	193.2	19:01:22.959	4		2:22.097	45.181	46.094	50.822	178.2	18:59:12.853
5		2:45.253 P	45.194	48.331	1:11.728	164.1	19:04:08.212	5		2:22.411	45.013	45.504	51.894	178.5	19:01:35.264
6		9:29.247	7:56.874	43.216	49.157		19:13:37.459	6		3:16.814 P	1:03.549	55.428	1:17.837	91.6	19:04:52.078
7		2:13.810	42.553	42.675	48.582	191.8	19:15:51.269	7		9:02.669	7:22.383	46.551	53.735		19:13:54.747
8		2:14.390	42.388	43.137	48.865	193.5	19:18:05.659	8		2:22.322	45.546	45.864	50.912	171.1	19:16:17.069
9		2:14.857	42.791	43.199	48.867	186.8	19:20:20.516	9		2:24.011	46.066	45.603	52.342	177.0	19:18:41.080
10		2:14.768	42.633	43.148	48.987	191.1	19:22:35.284	10			52.646	58.942		173.9	
11			45.362	44.610		191.4									

34 ANTONIO GAGO MINI

50 VITOR COSTA LOTUS ELAN

LEGENDS MONTEIROS COMPETIÇÕES							H71 MONTEIROS COMPETIÇÕES								
Lap	D	Time	Sector 1	Sector 2	Sector 3	T. Spd	Elapsed	Lap	D	Time	Sector 1	Sector 2	Sector 3	T. Spd	Elapsed
1		18:49:44.112	18:47:40.195	56.201	1:07.716		18:49:44.112	1		18:49:13.639	18:47:27.877	48.879	56.883		18:49:13.639
2		3:38.044 P	1:16.786	59.019	1:22.239	75.1	18:53:22.156	2		3:09.548 P	58.401	52.496	1:18.651	87.0	18:52:23.187
3		4:04.096	2:10.838	53.346	59.912		18:57:26.252	3		4:58.885	3:14.164	48.400	56.321		18:57:22.072
4		2:41.722	52.052	51.269	58.401	142.1	19:00:07.974	4		2:30.382	47.669	47.573	55.140	162.1	18:59:52.454
5		2:54.276 P	51.965	52.208	1:10.103	140.6	19:03:02.250	5		2:43.169 P	47.491	48.953	1:06.725	173.0	19:02:35.623

35 RICARDO JORGE RODRIGUES PEREIRA FORD ESCORT RS 2000

GRUPO 1 RICARDO JORGE RODRIGUES							H71								
Lap	D	Time	Sector 1	Sector 2	Sector 3	T. Spd	Elapsed	Lap	D	Time	Sector 1	Sector 2	Sector 3	T. Spd	Elapsed
1		18:49:12.918	18:47:39.786	43.678	49.454		18:49:12.918	6		11:28.654	9:45.262	47.647	55.745		19:14:04.277
2		3:08.141 P	57.793	52.758	1:17.590	89.7	18:52:21.059	7		2:27.053	46.963	47.130	52.960	178.8	19:16:31.330
3		4:29.932	2:58.236	43.292	48.404		18:56:50.991	8		2:28.706	45.080	46.754	56.872	185.2	19:19:00.036
4		2:12.907	42.793	42.337	47.777	200.0	18:59:03.898	9		2:25.773	46.308	46.628	52.837	189.8	19:21:25.809
5		2:12.028	41.749	42.285	47.994	196.7	19:01:15.926	10		2:24.741	46.257	45.658	52.826	195.2	19:23:50.550
6		2:48.749 P	50.864	48.072	1:09.813	149.7	19:04:04.675	11			57.841	57.952		159.7	
7		9:25.190	7:54.258	42.398	48.534		19:13:29.865								
8		2:12.420	41.885	42.443	48.092	198.1	19:15:42.285								
9		2:14.500	42.363	42.162	49.975	200.3	19:17:56.785								
10		2:12.175	42.124	42.028	48.023	200.0	19:20:08.960								
11		2:11.346	41.600	41.661	48.085	197.0	19:22:20.306								
12			52.862	49.763		197.0									

41 ANTONIO ALEXANDRE MACEDO COSTA FIAT PUNTO 85 SPORT

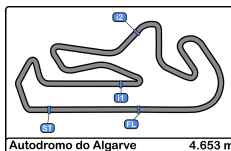
52 PEDRO TEIXEIRA FIAT PUNTO 85 SPORT

DESAFIO ANTONIO ALEXANDRE MACEDO							DESAFIO PEDRO TEIXEIRA								
Lap	D	Time	Sector 1	Sector 2	Sector 3	T. Spd	Elapsed	Lap	D	Time	Sector 1	Sector 2	Sector 3	T. Spd	Elapsed
1		18:51:23.166 P	18:48:50.520	1:05.514	1:27.132		18:51:23.166	1		18:47:12.125					
2		6:23.005	4:32.832	52.834	57.339		18:57:46.171								
3		2:42.705	53.476	51.912	57.317	148.1	19:00:28.876								
4		3:23.589 P	1:05.347	1:03.041	1:15.201	147.1	19:03:52.465								
5		10:09.989	8:11.526	55.828	1:02.635		19:14:02.454								
6		2:45.409	56.908	50.846	57.655	136.1	19:16:47.863								
7		2:40.014	52.492	50.843	56.679	146.9	19:19:27.877								
8		2:38.483	52.014	49.894	56.575	148.1	19:22:06.360								
9			53.242	55.405		148.3									

55 DOMINGOS MANUEL BOURBON DE SOUSA C BMW 2800 CS

H71 DOMINGOS MANUEL BOURBON							
Lap	D	Time	Sector 1	Sector 2	Sector 3	T. Spd	Elapsed
1		18:49:31.686	18:47:57.209	45.305	49.172		18:49:31.686
2		3:15.900 P	1:01.970	56.370	1:17.560	80.2	18:52:47.586
3		4:09.094	2:39.771	41.617	47.706		18:56:56.680
4		2:10.401	41.465	42.322	46.614	204.5	18:59:07.081
5		2:09.032	40.862	40.979	47.191	200.3	19:01:16.113
6		2:50.293 P	51.382	48.175	1:10.736	148.1	19:04:06.406
7		9:25.580	7:56.830	41.978	46.772		19:13:31.986
8		2:08.904	40.093	41.056	47.755	206.5	19:15:40.890
9		2:10.192	40.915	41.169	48.108	207.6	19:17:51.082
10		2:08.598	40.718	41.134	46.746	199.6	19:19:59.680
11		2:11.180	41.849	41.958	47.373	207.6	19:22:10.860
12			41.050	41.288		206.5	





Autodromo Int. do Algarve

CPV 1300 + CPVC

Qualifying

Lap Analysis



Autodromo do Algarve 4.653 m.

56 JOAO PAULO DA COSTA ARANTES TOYOTA STARLET 1.3 S

LEGENDS JOAO PAULO DA COSTA

Lap	D	Time	Sector 1	Sector 2	Sector 3	T. Spd	Elapsed
1		18:50:25.844 P	18:48:07.872	52.543	1:25.429		18:50:25.844
2		6:34.099	4:45.335	51.944	56.820		18:56:59.943
3		2:37.657	51.211	50.796	55.650	155.8	18:59:37.600
4		2:45.552 P	51.126	50.321	1:04.105	157.2	19:02:23.152
5		11:20.453	9:34.050	51.563	54.840		19:13:43.605
6		2:31.278	49.128	49.018	53.132	158.5	19:16:14.883
7		2:32.871	50.851	48.352	53.668	155.8	19:18:47.754
8		2:29.281	48.565	47.983	52.733	162.6	19:21:17.035
9		2:29.209	48.112	47.679	53.418	160.9	19:23:46.244
10			1:01.009	57.499		141.9	

60 VELOSO AMARAL HILLMAN IMP

H71/TAÇA VELOSO AMARAL

Lap	D	Time	Sector 1	Sector 2	Sector 3	T. Spd	Elapsed
1		18:49:28.227	18:47:21.694	1:00.737	1:05.796		18:49:28.227
2		3:12.497 P	1:02.767	56.128	1:13.602		18:52:40.724
3		4:58.920	3:03.591	55.777	59.552		18:57:39.644
4			57.026				

66 NELSON RESENDE DATSUN 1200

H75 NELSON RESENDE

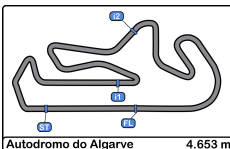
Lap	D	Time	Sector 1	Sector 2	Sector 3	T. Spd	Elapsed
1		18:50:27.889 P	18:48:11.156	50.204	1:26.529		18:50:27.889
2		6:52.774	5:14.191	45.680	52.903		18:57:20.663
3		2:22.562	46.323	44.399	51.840	171.7	18:59:43.225
4		2:36.655 P	45.322	43.746	1:07.587	168.7	19:02:19.880
5		14:49.974	13:12.500	45.308	52.166		19:17:09.854
6		2:24.682	47.190	44.557	52.935	166.4	19:19:34.536
7		2:26.112	47.272	44.611	54.229	158.8	19:22:00.648
8			46.628	45.112		158.1	

67 MARCO NUNO DE LACERDA MAZDA CAPELLA

GRUPO 5 SIMPLICITO DE BRITO MARCO NUNO DE LACERDA

Lap	D	Time	Sector 1	Sector 2	Sector 3	T. Spd	Elapsed
1		18:50:29.958 P	18:48:21.259	44.214	1:24.485		18:50:29.958
2		5:54.934	4:27.686	41.156	46.092		18:56:24.892
3		2:07.540	40.157	40.776	46.607	215.5	18:58:32.432
4		2:06.833	39.950	39.831	47.052	216.0	19:00:39.265
5		2:37.512 P	45.389	46.984	1:05.139	211.7	19:03:16.777
6		10:38.091	9:00.421	43.739	53.931		19:13:54.868
7		2:17.088	43.394	42.656	51.038	182.4	19:16:11.956
8		2:25.949	49.376	42.805	53.768	113.9	19:18:37.905
9		2:18.558	44.971	42.462	51.125	159.0	19:20:56.463
10			44.264	43.686		182.7	





Autodromo Int. do Algarve

CPV 1300 + CPVC

Qualifying

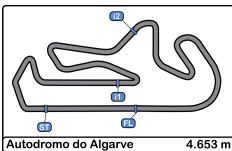
Best Sectors Results



Autodromo do Algarve 4.653 m.

Sector - 1			Sector - 2			Sector - 3			Ideal Lap vs Best Lap		
Clas	Nº Driver	Time	Nº Driver	Time	Nº Driver	Time	Clas	Nº Driver	Ideal Lap	Best Lap	Clas
1	3 JOAO PEDRO MACEDO SIL	37.239	3 JOAO PEDRO MACEDO SIL	37.032	3 JOAO PEDRO MACEDO SIL	43.172	1	3 JOAO PEDRO MACEDO SIL	1:57.443	1:57.566	1
2	2 RUI MANUEL LOPES ANJOS	38.412	2 RUI MANUEL LOPES ANJOS	38.712	6 JOAQUIM JORGE	45.246	2	2 RUI MANUEL LOPES ANJOS	2:02.576	2:02.852	2
3	6 JOAQUIM JORGE	38.808	6 JOAQUIM JORGE	38.899	2 RUI MANUEL LOPES ANJOS	45.452	3	6 JOAQUIM JORGE	2:02.953	2:02.962	3
4	24 ANTONIO JOSÉ MOREIRA DA	39.526	14 JOÃO CARLOS DA FONTE N	39.558	14 JOÃO CARLOS DA FONTE N	45.805	4	14 JOÃO CARLOS DA FONTE N	2:05.080	2:05.683	5
5	14 JOÃO CARLOS DA FONTE N	39.717	24 ANTONIO JOSÉ MOREIRA DA	39.738	67 NUNO DE LACERDA - DE BRITO	46.092	5	24 ANTONIO JOSÉ MOREIRA DA	2:05.440	2:05.440	4
6	67 NUNO DE LACERDA - DE BRITO	39.950	67 NUNO DE LACERDA - DE BRITO	39.831	24 ANTONIO JOSÉ MOREIRA DA	46.176	6	67 NUNO DE LACERDA - DE BRITO	2:05.873	2:17.088	12
7	55 DOMINGOS MANUEL BOURBON	40.093	10 BRUNO CRISTÓVÃO	40.796	55 DOMINGOS MANUEL BOURBON	46.614	7	55 DOMINGOS MANUEL BOURBON	2:07.686	2:08.598	6
8	10 BRUNO CRISTÓVÃO	40.403	55 DOMINGOS MANUEL BOURBON	40.979	10 BRUNO CRISTÓVÃO	47.091	8	10 BRUNO CRISTÓVÃO	2:08.290	2:08.852	7
9	19 CLAUDIO ESTAFANIO	40.789	19 CLAUDIO ESTAFANIO	41.272	19 CLAUDIO ESTAFANIO	47.199	9	19 CLAUDIO ESTAFANIO	2:09.260	2:09.303	8
10	35 RICARDO JORGE RODRIGUES	41.600	5 LUÍS ALEGRIA	41.612	5 LUÍS ALEGRIA	47.570	10	35 RICARDO JORGE RODRIGUES	2:11.038	2:11.346	9
11	28 NUNO ROCHA OLIVEIRA BR	42.388	35 RICARDO JORGE RODRIGUES	41.661	35 RICARDO JORGE RODRIGUES	47.777	11	5 LUÍS ALEGRIA	2:11.797	2:12.118	10
12	5 LUÍS ALEGRIA	42.615	28 NUNO ROCHA OLIVEIRA BR	42.675	28 NUNO ROCHA OLIVEIRA BR	48.582	12	28 NUNO ROCHA OLIVEIRA BR	2:13.645	2:13.810	11
13	1 SANTOS - POÇAS	43.402	1 SANTOS - POÇAS	43.705	25 JORGE MANUEL CEQUEIRA	49.950	13	1 SANTOS - POÇAS	2:18.137	2:22.201	17
14	21 AUGUSTO - LISBOA	43.808	66 NELSON RESENDE	43.746	16 PEDRO BARBOSA	50.336	14	21 AUGUSTO - LISBOA	2:18.219	2:18.302	13
15	16 PEDRO BARBOSA	44.319	16 PEDRO BARBOSA	43.905	21 AUGUSTO - LISBOA	50.453	15	16 PEDRO BARBOSA	2:18.560	2:18.637	14
16	47 RICARDO MANUEL HENRIQUES	45.013	21 AUGUSTO - LISBOA	43.958	47 RICARDO MANUEL HENRIQUES	50.822	16	25 JORGE MANUEL CEQUEIRA	2:20.514	2:20.514	15
17	50 VITOR COSTA	45.080	25 JORGE MANUEL CEQUEIRA	45.246	1 SANTOS - POÇAS	51.030	17	66 NELSON RESENDE	2:20.908	2:22.562	18
18	25 JORGE MANUEL CEQUEIRA	45.318	47 RICARDO MANUEL HENRIQUES	45.504	17 DUARTE NUNO FERREIRA DOS	51.384	18	47 RICARDO MANUEL HENRIQUES	2:21.339	2:22.097	16
19	66 NELSON RESENDE	45.322	50 VITOR COSTA	45.658	7 GUILHERME MONTEIRO -	51.476	19	50 VITOR COSTA	2:23.564	2:25.773	20
20	17 DUARTE NUNO FERREIRA DOS	45.598	7 GUILHERME MONTEIRO -	46.013	66 NELSON RESENDE	51.840	20	17 DUARTE NUNO FERREIRA DOS	2:24.055	2:29.568	22
21	7 GUILHERME MONTEIRO -	46.890	17 DUARTE NUNO FERREIRA DOS	47.073	56 JOAO PAULO DA COSTA AR	52.733	21	7 GUILHERME MONTEIRO -	2:24.379	2:24.469	19
22	56 JOAO PAULO DA COSTA AR	48.112	56 JOAO PAULO DA COSTA AR	47.679	50 VITOR COSTA	52.826	22	56 JOAO PAULO DA COSTA AR	2:28.524	2:29.281	21
23	12 MIGUEL MARIA CONRADO	48.366	12 MIGUEL MARIA CONRADO	48.951	41 ANTONIO ALEXANDRE MACEDO	56.575	23	12 MIGUEL MARIA CONRADO	2:35.792	2:46.054	25
24	34 ANTONIO GAGO	51.965	41 ANTONIO ALEXANDRE MACEDO	49.894	34 ANTONIO GAGO	58.401	24	41 ANTONIO ALEXANDRE MACEDO	2:38.483	2:38.483	23
25	41 ANTONIO ALEXANDRE MACEDO	52.014	20 RUI FILIPE DE CASTRO	50.728	12 MIGUEL MARIA CONRADO	58.475	25	34 ANTONIO GAGO	2:41.635	2:41.722	24
26	60 VELOSO AMARAL	57.026	34 ANTONIO GAGO	51.269	60 VELOSO AMARAL	59.552	26	60 VELOSO AMARAL	2:52.355	4:58.920	26
27	52 PEDRO TEIXEIRA	Transpond	60 VELOSO AMARAL	55.777	20 RUI FILIPE DE CASTRO	Transpond	27	20 RUI FILIPE DE CASTRO	Transpon	Transpon	28
28	20 RUI FILIPE DE CASTRO	Transpond	52 PEDRO TEIXEIRA	Transpond	52 PEDRO TEIXEIRA	Transpond	28	52 PEDRO TEIXEIRA	Transpon	Transpon	27





Autodromo Int. do Algarve

CPV 1300 + CPVC

Qualifying

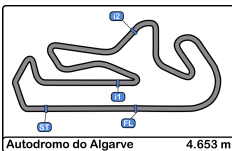
Best 5 Lap Times

Autodromo do Algarve 4.653 m.



Cl	Nº	Entrant/Team	Nat	Driver 1	Nat	Driver 2	Nat	Vehicle	Cat	Cl	Best 1		Best 2		Best 3		Best 4		Best 5	
											Time	Lap	Time	Lap	Time	Lap	Time	Lap	Time	Lap
1	3	JOAO PEDRO MACEDO S		JOAO PEDRO MACEDO SILVA				PORSCHE 911 RSR	H75	1	1:57.566	8	1:58.108	4	1:58.574	5	4:34.911	3	11:57.72	7
2	2	RUI MANUEL LOPES ANJOS		RUI MANUEL LOPES ANJOS				FORD ESCORT RS 1600	H75	2	2:02.852	4	2:03.104	5	5:25.674	3	10:17.36	7		
3	6	JOAQUIM JORGE		JOAQUIM JORGE				FORD ESCORT RS 1600	H75	3	2:02.962	3	2:03.277	8	2:03.993	7	2:04.772	4	5:44.776	2
4	24	ANTONIO JOSÉ MOREIRA DA CUNHA SOARES		ANTONIO JOSÉ MOREIRA DA				FORD ESCORT RS 1600	H75	4	2:05.440	3	2:07.047	9	2:27.550	7	2:35.217	8	6:12.806	2
5	14	JOÃO CARLOS DA FONT		JOÃO CARLOS DA FONTE				FORD ESCORT RS 1600	GRUPO	1	2:05.683	4	2:06.326	8	2:06.441	5	2:07.045	9	2:20.171	10
6	55	DOMINGOS MANUEL BOURBON DE SOUSA COUTINHO		DOMINGOS MANUEL				BMW 2800 CS	H71	1	2:08.598	10	2:08.904	8	2:10.192	9	2:10.401	4	2:11.180	11
7	10	BRUNO CRISTÓVÃO FERNANDES DOS SANTOS		BRUNO CRISTÓVÃO				PORSCHE 911 RS	H75	5	2:08.852	10	2:09.932	8	2:10.927	4	2:11.394	9	2:11.454	11
8	19	CLAUDIO ESTAFANIO FERNANDES		CLAUDIO ESTAFANIO				PORSCHE 911 RS	H75	6	2:09.303	9	2:09.796	10	2:11.119	4	2:14.976	7	2:15.002	3
9	35	RICARDO JORGE RODRIGUES		RICARDO JORGE RODRIGUES				FORD ESCORT RS 2000	GRUPO	1	2:11.346	11	2:12.175	10	2:12.420	8	2:12.907	4	2:14.500	9
10	5	LUÍS ALEGRIA		LUÍS ALEGRIA				DATSUN 1200	H75	7	2:12.118	8	2:15.171	7	2:15.882	4	2:20.899	9	4:37.725	3
11	28	NUNO ROCHA OLIVEIRA		NUNO ROCHA OLIVEIRA				FORD ESCORT RS 2000	GRUPO	2	2:13.810	7	2:14.390	8	2:14.768	10	2:14.857	9	2:15.428	3
12	67	MARCO NUNO DE LACERDA		MARCO NUNO DE LACER		SIMPLICITO DE BRITO		MAZDA CAPELLA	GRUPO	2	2:17.088	7	2:18.558	9	2:25.949	8	5:54.934	2	10:38.09	6
13	21	NUNO AUGUSTO		NUNO AUGUSTO		PEDRO LISBOA		FORD ESCORT MK I	GRUPO	3	2:18.302	11	2:19.356	10	2:19.621	8	2:22.218	9	8:53.813	7
14	16	PEDRO BARBOSA		PEDRO BARBOSA				DATSUN 1200	H75	8	2:18.637	8	2:20.998	4	2:21.828	7	4:53.577	3	11:48.80	6
15	25	JORGE MANUEL CEQUEIRA		JORGE MANUEL CEQUEIRA				TOYOTA STARLET 1.3 S	LEGEND	1	2:20.514	8	2:21.588	7	2:22.125	9	2:24.542	3	6:32.756	2
16	47	RICARDO MANUEL HENRIQUES		RICARDO MANUEL				OPEL CORSA A	LEGEND	2	2:22.097	4	2:22.322	8	2:24.011	9	4:39.900	3	9:02.669	7
17	1	EDUARDO LUCIO PINTO		EDUARDO SANTOS		PEDRO POÇAS		PORSCHE 924	H81	1	2:22.201	3	2:25.604	7	4:58.613	6	6:56.915	2	11:52.19	5
18	66	NELSON RESENDE		NELSON RESENDE				DATSUN 1200	H75	9	2:22.562	3	2:24.682	6	2:26.112	7	6:52.774	2	14:49.97	5
19	7	CÂNDIDO GUILHERME		CÂNDIDO GUILHERME		NUNO ANTONIO DA CRUZ		DATSUN 1200	H71	2	2:24.469	9	2:26.085	8	2:28.293	4	3:22.315	7	4:45.755	3
20	50	MONTEIROS COMPETIÇ		VITOR COSTA				LOTUS ELAN	H71	3	2:25.773	9	2:27.053	7	2:28.706	8	2:30.382	4	4:58.885	3
21	56	JOAO PAULO DA COSTA		JOAO PAULO DA COSTA				TOYOTA STARLET 1.3 S	LEGEND	3	2:29.281	8	2:31.278	6	2:32.871	7	2:37.657	3	6:34.099	2
22	17	DUARTE NUNO FERREIRA DOS SANTOS PINTO TRINDADE		DUARTE NUNO FERREIRA				PEUGEOT 106 XSI	LEGEND	4	2:29.568	6	2:41.856	3	2:46.883	7	6:31.172	2	9:40.758	5
23	41	ANTONIO ALEXANDRE		ANTONIO ALEXANDRE				FIAT PUNTO 85 SPORT	DESAFI	1	2:38.483	8	2:40.014	7	2:42.705	3	2:45.409	6	6:23.005	2
24	34	MONTEIROS COMPETIÇ		ANTONIO GAGO				MINI	LEGEND	5	2:41.722	4	4:04.096	3						
25	12	MIGUEL MARIA CONRADO		MIGUEL MARIA CONRADO				AUSTIN METRO	LEGEND	6	2:46.054	3	3:03.065	5	7:16.799	2	14:18.33	4		
26	60	VELOSO AMARAL		VELOSO AMARAL				HILLMAN IMP	H71/TAÇ	1	4:58.920	3								
27	20	RUI FILIPE DE CASTRO FERREIRA		RUI FILIPE DE CASTRO				FORD ESCORT RS 1600	H75	10										
28	52	PEDRO TEIXEIRA		PEDRO TEIXEIRA				FIAT PUNTO 85 SPORT	DESAFI	2										





Autodromo Int. do Algarve

CPV 1300 + CPVC

Qualifying

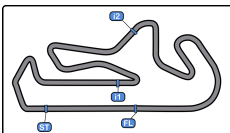
Best 5 Top Speeds



FEDERAÇÃO PORTUGUESA
DE AUTOMOBILISMO E KARTING

Cl	Nº	Entrant/Team	Nat	Driver 1	Nat	Driver 2	Nat	Vehicle	Cat	Cl	Top 1		Top 2		Top 3		Top 4		Top 5		Avg	
											Km/h	Lap	Km/h	Lap	Km/h	Lap	Km/h	Lap	Km/h	Lap		
1	3	JOAO PEDRO MACEDO S		JOAO PEDRO MACEDO SILVA				PORSCHE 911 RSR	H75	1	226.8	4	226.8	5	226.4	6	226.4	8	225.4	2	226.4	
2	10	BRUNO CRISTÓVÃO FERNANDES DOS SANTOS		BRUNO CRISTÓVÃO				PORSCHE 911 RS	H75	2	224.0	4	223.1	9	222.6	5	222.6	10	221.3	2	222.7	
3	6	JOAQUIM JORGE		JOAQUIM JORGE				FORD ESCORT RS 1600	H75	3	222.6	8	220.4	3	219.9	9	218.1	5	213.8	4	219.0	
4	19	CLAUDIO ESTAFANIO FERNANDES		CLAUDIO ESTAFANIO				PORSCHE 911 RS	H75	4	222.6	5	220.8	11	219.9	4	219.5	9	219.5	10	220.5	
5	2	RUI MANUEL LOPES ANJOS		RUI MANUEL LOPES ANJOS				FORD ESCORT RS 1600	H75	5	222.2	6	219.9	5	219.5	4	216.8	2	216.8	8	219.0	
6	67	MARCO NUNO DE LACERDA		MARCO NUNO DE LACER		SIMPLICITO DE BRITO		MAZDA CAPELLA	GRUPO	1	216.0	4	215.5	3	211.7	5	182.7	10	182.4	7	201.7	
7	24	ANTONIO JOSÉ MOREIRA DA CUNHA SOARES		ANTONIO JOSÉ MOREIRA DA				FORD ESCORT RS 1600	H75	6	212.5	3	211.3	10	208.0	8	204.1	9	196.3	4	206.5	
8	14	JOÃO CARLOS DA FONT		JOÃO CARLOS DA FONTE				FORD ESCORT RS 1600	GRUPO	2	208.8	8	206.8	2	206.1	9	206.1	10	205.3	5	206.6	
9	55	DOMINGOS MANUEL BOURBON DE SOUSA COUTINHO		DOMINGOS MANUEL				BMW 2800 CS	H71	1	207.6	9	207.6	11	206.5	8	206.5	12	204.5	4	206.5	
10	35	RICARDO JORGE RODRIGUES		RICARDO JORGE RODRIGUES				FORD ESCORT RS 2000	GRUPO	1	200.3	9	200.0	4	200.0	10	198.1	8	197.0	11	199.1	
11	28	NUNO ROCHA OLIVEIRA		NUNO ROCHA OLIVEIRA				FORD ESCORT RS 2000	GRUPO	2	195.6	3	193.5	8	193.2	4	191.8	7	191.4	11	193.1	
12	1	EDUARDO LUCIO PINTO		EDUARDO SANTOS		PEDRO POÇAS		PORSCHE 924	H81	1	195.2	4	192.5	3	185.5	7	169.0	8			185.5	
13	50	MONTEIROS COMPETIÇ		VITOR COSTA				LOTUS ELAN	H71	2	195.2	10	189.8	9	185.2	8	178.8	7	173.0	5	184.4	
14	21	NUNO AUGUSTO		NUNO AUGUSTO		PEDRO LISBOA		FORD ESCORT MK I	GRUPO	3	192.8	12	187.8	10	187.5	2	181.8	8	181.8	11	186.3	
15	5	LUÍS ALEGRIA		LUÍS ALEGRIA				DATSUN 1200	H75	7	188.1	5	187.5	4	187.5	8	187.5	9	182.7	7	186.6	
16	17	DUARTE NUNO FERREIRA DOS SANTOS PINTO TRINDADE		DUARTE NUNO FERREIRA				PEUGEOT 106 XSI	LEGEND	1	182.1	3	180.0	6	166.4	7						176.1
17	16	PEDRO BARBOSA		PEDRO BARBOSA				DATSUN 1200	H75	8	181.2	4	176.4	5	176.4	8	175.3	7	162.1	9	174.3	
18	47	RICARDO MANUEL HENRIQUES		RICARDO MANUEL				OPEL CORSA A	LEGEND	2	178.5	5	178.2	4	177.0	9	173.9	10	171.1	8	175.7	
19	66	NELSON RESENDE		NELSON RESENDE				DATSUN 1200	H75	9	171.7	3	168.7	4	166.4	6	158.8	7	158.1	8	164.7	
20	12	MIGUEL MARIA CONRADO		MIGUEL MARIA CONRADO				AUSTIN METRO	LEGEND	3	170.3	5	169.8	3								170.0
21	25	JORGE MANUEL CEQUEIRA		JORGE MANUEL CEQUEIRA				TOYOTA STARLET 1.3 S	LEGEND	4	169.0	3	168.7	8	167.9	7	167.1	4	166.4	9	167.8	
22	56	JOAO PAULO DA COSTA		JOAO PAULO DA COSTA				TOYOTA STARLET 1.3 S	LEGEND	5	162.6	8	160.9	9	158.5	6	157.2	4	155.8	3	159.0	
23	7	CÂNDIDO GUILHERME		CÂNDIDO GUILHERME		NUNO ANTONIO DA CRUZ		DATSUN 1200	H71	3	160.4	10	157.4	4	157.2	5	156.7	9	155.6	8	157.4	
24	41	ANTONIO ALEXANDRE		ANTONIO ALEXANDRE				FIAT PUNTO 85 SPORT	DESAFI	1	148.3	9	148.1	3	148.1	8	147.1	4	146.9	7	147.7	
25	34	MONTEIROS COMPETIÇ		ANTONIO GAGO				MINI	LEGEND	6	142.1	4	140.6	5	75.1	2						119.2





Autodromo Int. do Algarve

CPV 1300 + CPVC

Qualifying

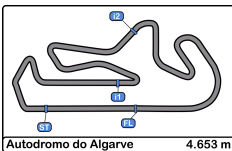
Fastest Laps Sequence

Autodromo do Algarve 4.653 m.



Lap	Time of Day	Session Time	Nº Entrant/Team	Nat	Driver 1	Nat	Driver 2	Nat	Vehicle	Cat	Time	Km/h
2	18:56:22.861	10:22.861	19 CLAUDIO ESTAFANIO FERNANDES VIEIRA		CLAUDIO ESTAFANIO				PORSCHE 911 RS	H75	6:30.718	42.8
2	18:56:24.892	10:24.892	67 MARCO NUNO DE LACERDA CAMPOS		MARCO NUNO DE LACER		SIMPLICITO DE BRITO		MAZDA CAPELLA	GRUPO	5:54.934	47.1
3	18:56:29.389	10:29.389	2 RUI MANUEL LOPES ANJOS COSTA		RUI MANUEL LOPES ANJOS				FORD ESCORT RS 1600	H75	5:25.674	51.4
3	18:56:30.475	10:30.475	14 JOÃO CARLOS DA FONTE NOV		JOÃO CARLOS DA FONTE				FORD ESCORT RS 1600	GRUPO	5:24.486	51.6
3	18:56:37.554	10:37.554	3 JOAO PEDRO MACEDO SILVA		JOAO PEDRO MACEDO SILVA				PORSCHE 911 RSR	H75	4:34.911	60.9
3	18:56:50.991	10:50.991	35 RICARDO JORGE RODRIGUES PEREIRA		RICARDO JORGE RODRIGUES				FORD ESCORT RS 2000	GRUPO	4:29.932	62.0
3	18:56:56.680	10:56.680	55 DOMINGOS MANUEL BOURBON DE SOUSA COUTINHO		DOMINGOS MANUEL				BMW 2800 CS	H71	4:09.094	67.2
3	18:57:26.252	11:26.252	34 MONTEIROS COMPETIÇÕES		ANTONIO GAGO				MINI	LEGEND	4:04.096	68.6
4	18:58:32.241	12:32.241	2 RUI MANUEL LOPES ANJOS COSTA		RUI MANUEL LOPES ANJOS				FORD ESCORT RS 1600	H75	2:02.852	136.3
4	18:58:35.662	12:35.662	3 JOAO PEDRO MACEDO SILVA		JOAO PEDRO MACEDO SILVA				PORSCHE 911 RSR	H75	1:58.108	141.8
8	19:17:10.331	31:10.331	3 JOAO PEDRO MACEDO SILVA		JOAO PEDRO MACEDO SILVA				PORSCHE 911 RSR	H75	1:57.566	142.4





Autodromo Int. do Algarve

CPV 1300 + CPVC

Qualifying

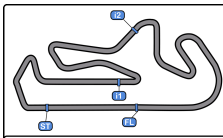
Event Best Maximum Speed



Autodromo do Algarve 4.653 m.

Nº	Entrant/Team	Nat	Driver 1	Nat	Driver 2	Nat	Vehicle	Cat	Km/h	Session
3	JOAO PEDRO MACEDO SILVA		JOAO PEDRO MACEDO SILVA				PORSCHE 911 RSR	H75	233.7	Free Practice
19	CLAUDIO ESTAFANIO FERNANDES VIEIRA		CLAUDIO ESTAFANIO				PORSCHE 911 RS	H75	230.2	Free Practice
6	JOAQUIM JORGE		JOAQUIM JORGE				FORD ESCORT RS 1600	H75	230.2	Free Practice
2	RUI MANUEL LOPES ANJOS COSTA		RUI MANUEL LOPES ANJOS				FORD ESCORT RS 1600	H75	228.3	Free Practice
20	RUI FILIPE DE CASTRO FERREIRA ALVES		RUI FILIPE DE CASTRO				FORD ESCORT RS 1600	H75	226.4	Free Practice
24	ANTONIO JOSÉ MOREIRA DA CUNHA SOARES		ANTONIO JOSÉ MOREIRA DA				FORD ESCORT RS 1600	H75	226.4	Free Practice
10	BRUNO CRISTÓVÃO FERNANDES DOS SANTOS		BRUNO CRISTÓVÃO FERNANDES				PORSCHE 911 RS	H75	224.0	Free Practice
67	MARCO NUNO DE LACERDA CAMPOS PINTO		MARCO NUNO DE LACERDA		SIMPLICITO DE BRITO CAMPOS		MAZDA CAPELLA	GRUPO	219.9	Free Practice
14	JOÃO CARLOS DA FONTE NOVO		JOÃO CARLOS DA FONTE NOVO				FORD ESCORT RS 1600	GRUPO	215.5	Free Practice
55	DOMINGOS MANUEL BOURBON DE SOUSA COUTINHO		DOMINGOS MANUEL BOURBON				BMW 2800 CS	H71	211.7	Free Practice
35	RICARDO JORGE RODRIGUES PEREIRA		RICARDO JORGE RODRIGUES				FORD ESCORT RS 2000	GRUPO	206.1	Free Practice
28	NUNO ROCHA OLIVEIRA BREDA		NUNO ROCHA OLIVEIRA BREDA				FORD ESCORT RS 2000	GRUPO	201.4	Free Practice
1	EDUARDO LUCIO PINTO SANTOS		EDUARDO SANTOS		PEDRO POÇAS		PORSCHE 924	H81	195.2	Qualifying
50	MONTEIROS COMPETIÇÕES		VITOR COSTA				LOTUS ELAN	H71	195.2	Qualifying
21	NUNO AUGUSTO		NUNO AUGUSTO		PEDRO LISBOA		FORD ESCORT MK I	GRUPO	192.8	Qualifying
5	LUÍS ALEGRIA		LUÍS ALEGRIA				DATSUN 1200	H75	191.8	Free Practice
16	PEDRO BARBOSA		PEDRO BARBOSA				DATSUN 1200	H75	186.2	Free Practice
17	DUARTE NUNO FERREIRA DOS SANTOS PINTO TRINDADE		DUARTE NUNO FERREIRA DOS				PEUGEOT 106 XSI	LEGEND	182.1	Qualifying
31	CARLOS FERNANDO DE CARVALHO BARBOSA DA CRUZ		CARLOS FERNANDO DE				DATSUN 1200	H75	180.6	Free Practice
47	RICARDO MANUEL HENRIQUES FERRÃO		RICARDO MANUEL HENRIQUES				OPEL CORSA A	LEGEND	179.4	Free Practice
25	JORGE MANUEL CEQUEIRA		JORGE MANUEL CEQUEIRA				TOYOTA STARLET 1.3 S	LEGEND	177.6	Free Practice
66	NELSON RESENDE		NELSON RESENDE				DATSUN 1200	H75	171.7	Qualifying
12	MIGUEL MARIA CONRADO MIGUEL		MIGUEL MARIA CONRADO				AUSTIN METRO	LEGEND	170.3	Qualifying
56	JOAO PAULO DA COSTA ARANTES		JOAO PAULO DA COSTA				TOYOTA STARLET 1.3 S	LEGEND	167.9	Free Practice
52	PEDRO TEIXEIRA		PEDRO TEIXEIRA				FIAT PUNTO 85 SPORT	DESAFI	167.4	Free Practice
7	CÂNDIDO GUILHERME MONTEIRO		CÂNDIDO GUILHERME		NUNO ANTONIO DA CRUZ		DATSUN 1200	H71	163.6	Free Practice
41	ANTONIO ALEXANDRE MACEDO		ANTONIO ALEXANDRE MACEDO				FIAT PUNTO 85 SPORT	DESAFI	154.0	Free Practice
34	MONTEIROS COMPETIÇÕES		ANTONIO GAGO				MINI	LEGEND	149.7	Free Practice





Autodromo Int. do Algarve

CPV 1300 + CPVC

Qualifying

Pit Stop Analysis



Autodromo do Algarve 4.653 m.

1 EDUARDO SANTOS PORSCHE 924

Nº	In Day Time	In Time	Out Time	Pit Time	T. Pit Time	Handicap	Diff.
1	18:50:11.544	18:50:11.544	18:54:48.360	4:36.816	4:36.816		
2	19:02:11.125	19:02:11.125	19:11:25.345	9:14.220	13:51.036		
3	19:14:01.437	19:14:01.437	19:16:46.242	2:44.805	16:35.841		

2 RUI MANUEL LOPES ANJOS COSTA FORD ESCORT RS 1600

Nº	In Day Time	In Time	Out Time	Pit Time	T. Pit Time	Handicap	Diff.
1	18:50:54.495	18:50:54.495	18:54:23.077	3:28.582	3:28.582		
2	19:03:04.776	19:03:04.776	19:11:21.356	8:16.580	11:45.162		

3 JOAO PEDRO MACEDO SILVA PORSCHE 911 RSR

Nº	In Day Time	In Time	Out Time	Pit Time	T. Pit Time	Handicap	Diff.
1	18:51:56.679	18:51:56.679	18:54:25.956	2:29.277	2:29.277		
2	19:03:08.685	19:03:08.685	19:12:39.906	9:31.221	12:00.498		

5 LUÍS ALEGRIA DATSUN 1200

Nº	In Day Time	In Time	Out Time	Pit Time	T. Pit Time	Handicap	Diff.
1	18:52:12.619	18:52:12.619	18:54:36.374	2:23.755	2:23.755		
2	19:01:33.379	19:01:33.379	19:11:07.703	9:34.324	11:58.079		
3	19:20:09.553	19:20:09.553	19:22:16.397	2:06.844	14:04.923		

6 JOAQUIM JORGE FORD ESCORT RS 1600

Nº	In Day Time	In Time	Out Time	Pit Time	T. Pit Time	Handicap	Diff.
1	18:50:47.771	18:50:47.771	18:54:32.904	3:45.133	3:45.133		
2	19:03:25.907	19:03:25.907	19:11:40.301	8:14.394	11:59.527		

7 CÂNDIDO GUILHERME MONTEIRO DATSUN 1200

Nº	In Day Time	In Time	Out Time	Pit Time	T. Pit Time	Handicap	Diff.
1	18:52:07.699	18:52:07.699	18:54:31.280	2:23.581	2:23.581		
2	19:02:02.547	19:02:02.547	19:11:27.106	9:24.559	11:48.140		
3	19:13:59.492	19:13:59.492	19:15:05.441	1:05.949	12:54.089		

10 BRUNO CRISTÓVÃO FERNANDES DOS SANTO PORSCHE 911 RS

Nº	In Day Time	In Time	Out Time	Pit Time	T. Pit Time	Handicap	Diff.
1	18:52:00.264	18:52:00.264	18:54:27.454	2:27.190	2:27.190		
2	19:03:56.606	19:03:56.606	19:11:16.437	7:19.831	9:47.021		

12 MIGUEL MARIA CONRADO MIGUEL AUSTIN METRO

Nº	In Day Time	In Time	Out Time	Pit Time	T. Pit Time	Handicap	Diff.
1	18:50:14.342	18:50:14.342	18:54:53.026	4:38.684	4:38.684		
2	19:00:20.997	19:00:20.997	19:12:01.271	11:40.274	16:18.958		

14 JOÃO CARLOS DA FONTE NOVO FORD ESCORT RS 1600

Nº	In Day Time	In Time	Out Time	Pit Time	T. Pit Time	Handicap	Diff.
1	18:50:56.942	18:50:56.942	18:54:24.427	3:27.485	3:27.485		
2	19:03:13.302	19:03:13.302	19:11:22.949	8:09.647	11:37.132		
3	19:19:59.638	19:19:59.638	19:23:23.709	3:24.071	15:01.203		

16 PEDRO BARBOSA DATSUN 1200

Nº	In Day Time	In Time	Out Time	Pit Time	T. Pit Time	Handicap	Diff.
1	18:52:17.819	18:52:17.819	18:54:57.066	2:39.247	2:39.247		
2	19:02:12.853	19:02:12.853	19:11:41.909	9:29.056	12:08.303		

17 DUARTE NUNO FERREIRA DOS SANTOS PEUGEOT 106 XSI

Nº	In Day Time	In Time	Out Time	Pit Time	T. Pit Time	Handicap	Diff.
1	18:50:09.509	18:50:09.509	18:54:20.407	4:10.898	4:10.898		
2	18:59:23.669	18:59:23.669	19:00:55.156	1:31.487	5:42.385		
3	19:03:51.544	19:03:51.544	19:11:14.889	7:23.345	13:05.730		

19 CLAUDIO ESTAFANIO FERNANDES VIEIRA PORSCHE 911 RS

Nº	In Day Time	In Time	Out Time	Pit Time	T. Pit Time	Handicap	Diff.
1	18:49:46.163	18:49:46.163	18:54:09.003	4:22.840	4:22.840		
2	19:03:50.255	19:03:50.255	19:11:53.559	8:03.304	12:26.144		

21 NUNO AUGUSTO FORD ESCORT MK I

Nº	In Day Time	In Time	Out Time	Pit Time	T. Pit Time	Handicap	Diff.
1	18:51:23.498	18:51:23.498	18:54:29.908	3:06.410	3:06.410		
2	19:04:54.811	19:04:54.811	19:11:36.619	6:41.808	9:48.218		

24 ANTONIO JOSÉ MOREIRA DA CUNHA SO FORD ESCORT RS 1600

Nº	In Day Time	In Time	Out Time	Pit Time	T. Pit Time	Handicap	Diff.
1	18:50:52.752	18:50:52.752	18:54:40.543	3:47.791	3:47.791		
2	19:04:52.543	19:04:52.543	19:11:44.114	6:51.571	10:39.362		

25 JORGE MANUEL CEQUEIRA MARQUES TOYOTA STARLET 1.3 S

Nº	In Day Time	In Time	Out Time	Pit Time	T. Pit Time	Handicap	Diff.
1	18:50:07.579	18:50:07.579	18:54:19.127	4:11.548	4:11.548		
2	19:04:43.177	19:04:43.177	19:11:28.702	6:45.525	10:57.073		

28 NUNO ROCHA OLIVEIRA BREDA FORD ESCORT RS 2000

Nº	In Day Time	In Time	Out Time	Pit Time	T. Pit Time	Handicap	Diff.
1	18:50:23.451	18:50:23.451	18:54:17.583	3:54.132	3:54.132		
2	19:04:00.978	19:04:00.978	19:11:23.784	7:22.806	11:16.938		

34 ANTONIO GAGO MINI

Nº	In Day Time	In Time	Out Time	Pit Time	T. Pit Time	Handicap	Diff.
1	18:53:16.043	18:53:16.043	18:54:43.864	1:27.821	1:27.821		

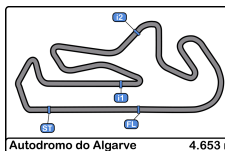
35 RICARDO JORGE RODRIGUES PEREIRA FORD ESCORT RS 2000

Nº	In Day Time	In Time	Out Time	Pit Time	T. Pit Time	Handicap	Diff.
1	18:52:13.761	18:52:13.761	18:54:37.244	2:23.483	2:23.483		
2	19:03:57.826	19:03:57.826	19:11:18.034	7:20.208	9:43.691		

41 ANTONIO ALEXANDRE MACEDO COSTA FIAT PUNTO 85 SPORT

Nº	In Day Time	In Time	Out Time	Pit Time	T. Pit Time	Handicap	Diff.
1	18:51:16.119	18:51:16.119	18:55:07.558	3:51.439	3:51.439		
2	19:03:47.973	19:03:47.973	19:11:13.685	7:25.712	11:17.151		





Autodromo Int. do Algarve

CPV 1300 + CPVC

Qualifying

Pit Stop Analysis



47 RICARDO MANUEL HENRIQUES FERRÃO OPEL CORSA A

LEGENDS RICARDO MANUEL HENRIQUES FER

Nº	In Day Time	In Time	Out Time	Pit Time	T. Pit Time	Handicap	Diff.
1	18:52:02.153	18:52:02.153	18:54:28.663	2:26.510	2:26.510		
2	19:04:45.759	19:04:45.759	19:11:30.422	6:44.663	9:11.173		

50 VITOR COSTA LOTUS ELAN

H71 MONTEIROS COMPETIÇÕES

Nº	In Day Time	In Time	Out Time	Pit Time	T. Pit Time	Handicap	Diff.
1	18:52:15.694	18:52:15.694	18:54:50.818	2:35.124	2:35.124		
2	19:02:30.815	19:02:30.815	19:11:38.227	9:07.412	11:42.536		

55 DOMINGOS MANUEL BOURBON DE SOUSA C BMW 2800 CS

H71 DOMINGOS MANUEL BOURBON DE S

Nº	In Day Time	In Time	Out Time	Pit Time	T. Pit Time	Handicap	Diff.
1	18:52:41.055	18:52:41.055	18:54:41.887	2:00.832	2:00.832		
2	19:03:59.775	19:03:59.775	19:11:22.201	7:22.426	9:23.258		

56 JOAO PAULO DA COSTA ARANTES TOYOTA STARLET 1.3 S

LEGENDS JOAO PAULO DA COSTA ARANTES

Nº	In Day Time	In Time	Out Time	Pit Time	T. Pit Time	Handicap	Diff.
1	18:50:17.880	18:50:17.880	18:54:21.282	4:03.402	4:03.402		
2	19:02:18.509	19:02:18.509	19:11:09.522	8:51.013	12:54.415		

60 VELOSO AMARAL HILLMAN IMP

H71/TAÇA 1 VELOSO AMARAL

Nº	In Day Time	In Time	Out Time	Pit Time	T. Pit Time	Handicap	Diff.
1	18:52:34.017	18:52:34.017	18:54:49.705	2:15.688	2:15.688		

66 NELSON RESENDE DATSUN 1200


H75 NELSON RESENDE

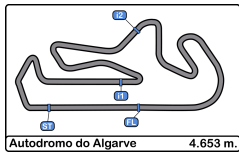
Nº	In Day Time	In Time	Out Time	Pit Time	T. Pit Time	Handicap	Diff.
1	18:50:19.785	18:50:19.785	18:54:58.652	4:38.867	4:38.867		
2	19:02:14.404	19:02:14.404	19:14:51.173	12:36.769	17:15.636		

67 MARCO NUNO DE LACERDA MAZDA CAPELLA

GRUPO 5 SIMPLICITO DE BRITO CA MARCO NUNO DE LACERDA CAMPOS

Nº	In Day Time	In Time	Out Time	Pit Time	T. Pit Time	Handicap	Diff.
1	18:50:21.221	18:50:21.221	18:54:16.074	3:54.853	3:54.853		
2	19:03:09.595	19:03:09.595	19:11:34.560	8:24.965	12:19.818		

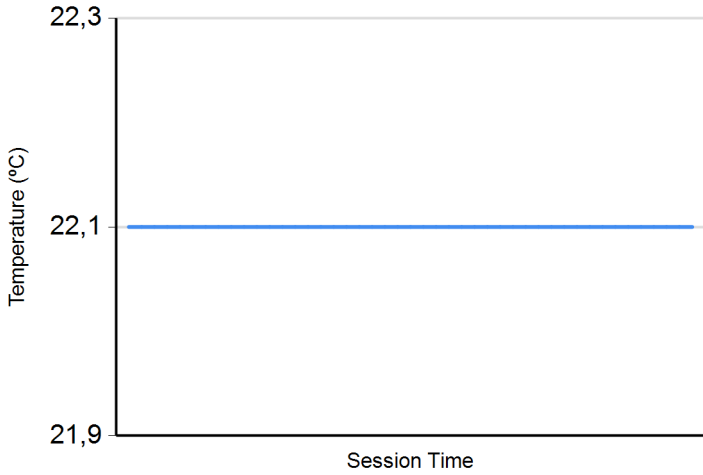




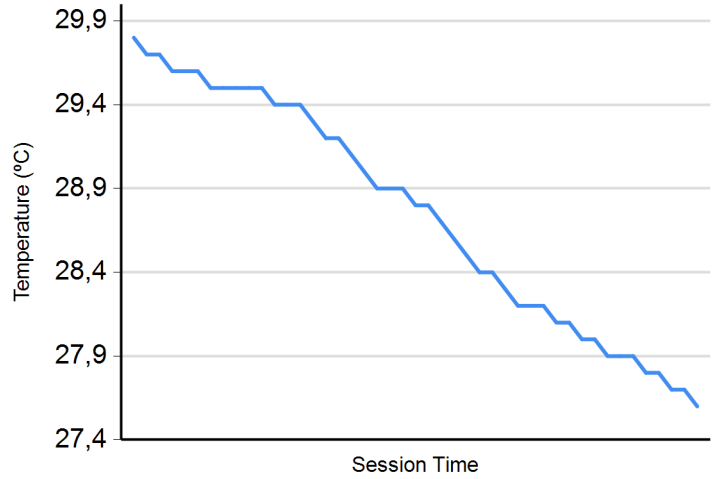
Autodromo Int. do Algarve
CPV 1300 + CPVC
Qualifying
Weather Report



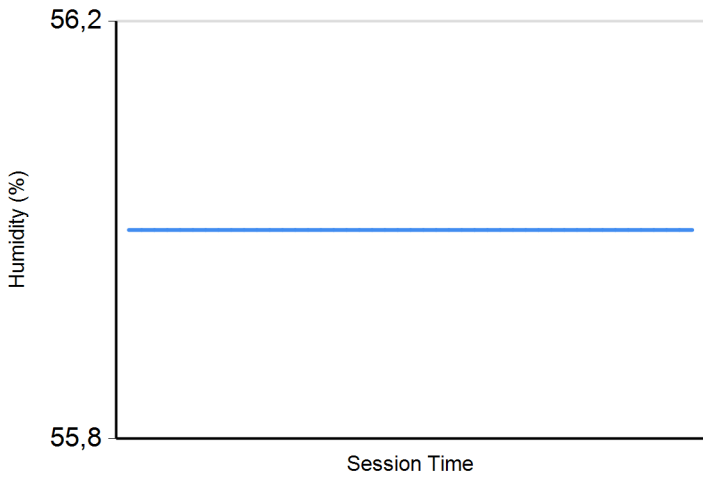
Air Temperature



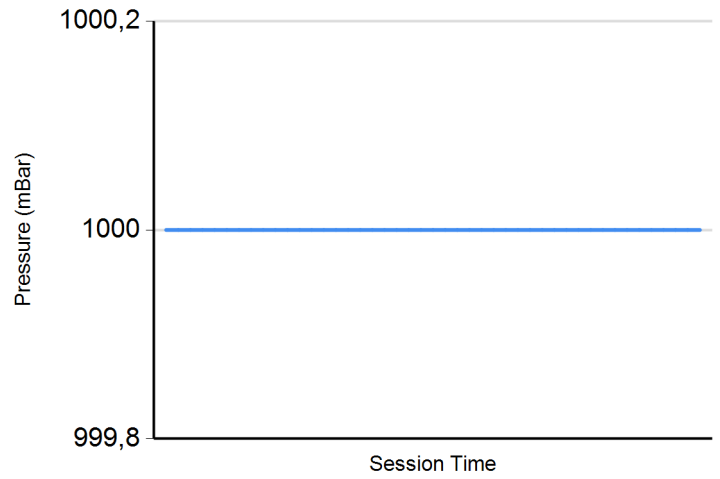
Track Temperature



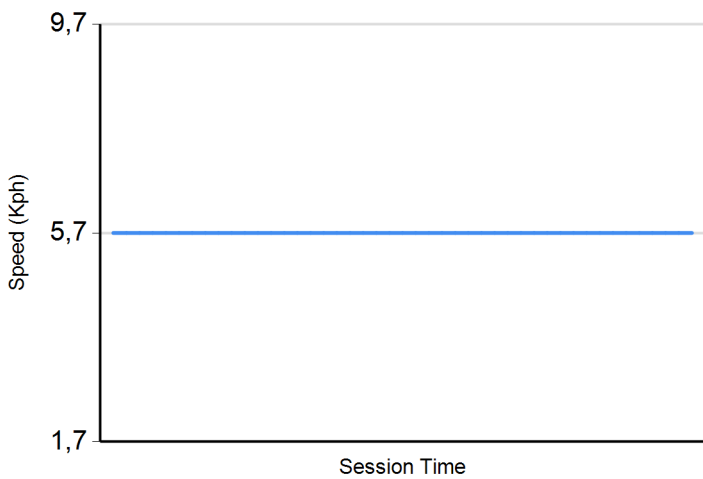
Humidity



Pressure



Wind Speed



Wind direction

