

Autodromo Int. do Algarve

CPV 1300 + CPVC

Race - 2

Provisional Results

Autodromo do Algarve 4.653 m.



Cls	Nº	Entrant/Team	Nat	Driver 1	Nat	Driver 2	Nat	Vehicle	Cat	Cl	Laps	Total Time	Gap	Interval	Km/h	Best	Time	Km/h
1	3	JOAO PEDRO MACEDO SIL		JOAO PEDRO MACEDO SILVA				PORSCHE 911 RSR	H75	1	12	27:05.315			123.6	5	1:59.474	140.2
2	2	RUI MANUEL LOPES ANJOS		RUI MANUEL LOPES ANJOS				FORD ESCORT RS 1600	H75	2	12	27:13.035	7.720	7.720	123.0	3	2:01.591	137.7
3	14	JOÃO CARLOS DA FONTE		JOÃO CARLOS DA FONTE				FORD ESCORT RS 1600	GRUPO	1	12	27:13.283	7.968	0.248	123.0	2	2:02.561	136.6
4	24	ANTONIO JOSÉ MOREIRA DA CUNHA SOARES		ANTONIO JOSÉ MOREIRA DA				FORD ESCORT RS 1600	H75	3	12	27:13.928	8.613	0.645	123.0	3	2:04.339	134.7
5	10	BRUNO CRISTÓVÃO FERNANDES DOS SANTOS		BRUNO CRISTÓVÃO				PORSCHE 911 RS	H75	4	12	27:21.726	16.411	7.798	122.4	3	2:06.819	132.0
6	19	CLAUDIO ESTAFANIO FERNANDES		CLAUDIO ESTAFANIO				PORSCHE 911 RS	H75	5	12	27:22.074	16.759	0.348	122.4	9	2:07.464	131.4
7	35	RICARDO JORGE RODRIGUES		RICARDO JORGE				FORD ESCORT RS 2000	GRUPO	1	12	27:32.916	27.601	10.842	121.6	3	2:10.976	127.8
8	5	LUÍS ALEGRIA		LUÍS ALEGRIA				DATSUN 1200	H75	6	11	27:07.977	1 Lap	1 Lap	113.1	2	2:13.178	125.7
9	67	MARCO NUNO DE LACERDA CAMPOS		MARCO NUNO DE LACER		SIMPLICITO DE BRITO		MAZDA CAPELLA	GRUPO	2	11	27:08.427	1 Lap	0.450	113.1	3	2:07.042	131.8
10	16	PEDRO BARBOSA		PEDRO BARBOSA				DATSUN 1200	H75	7	11	27:13.012	1 Lap	4.585	112.8	3	2:18.002	121.3
11	25	JORGE MANUEL CEQUEIRA		JORGE MANUEL CEQUEIRA				TOYOTA STARLET 1.3 S	LEGEND	1	11	27:13.186	1 Lap	0.174	112.8	8	2:18.257	121.1
12	1	EDUARDO LUCIO PINTO		EDUARDO SANTOS		PEDRO POÇAS		PORSCHE 924	H81	1	11	27:13.500	1 Lap	0.314	112.8	2	2:14.867	124.2
13	17	DUARTE NUNO FERREIRA DOS SANTOS PINTO TRINDADE		DUARTE NUNO FERREIRA				PEUGEOT 106 XSI	LEGEND	2	11	27:18.879	1 Lap	5.379	112.4	6	2:20.230	119.4
14	21	NUNO AUGUSTO		NUNO AUGUSTO		PEDRO LISBOA		FORD ESCORT MK I	GRUPO	3	11	27:19.539	1 Lap	0.660	112.3	6	2:18.738	120.7
15	7	CÂNDIDO GUILHERME		CÂNDIDO GUILHERME		NUNO ANTONIO DA CRU		DATSUN 1200	H71	1	11	27:23.843	1 Lap	4.304	112.0	3	2:21.391	118.4
16	56	JOAO PAULO DA COSTA		JOAO PAULO DA COSTA				TOYOTA STARLET 1.3 S	LEGEND	3	11	27:32.285	1 Lap	8.442	111.5	8	2:23.057	117.0
17	47	RICARDO MANUEL HENRIQUES		RICARDO MANUEL				OPEL CORSA A	LEGEND	4	11	27:32.688	1 Lap	0.403	111.4	5	2:20.786	118.9
18	52	PEDRO TEIXEIRA		PEDRO TEIXEIRA				FIAT PUNTO 85 SPORT	DESAFI	1	11	28:01.838	1 Lap	29.150	109.5	3	2:28.985	112.4
19	41	ANTONIO ALEXANDRE		ANTONIO ALEXANDRE				FIAT PUNTO 85 SPORT	DESAFI	2	10	27:17.929	2 Laps	1 Lap	102.2	2	2:35.603	107.6
20	34	MONTEIROS COMPETIÇÃO		ANTONIO GAGO				MINI	LEGEND	5	10	27:21.347	2 Laps	3.418	102.0	8	2:40.319	104.4
21	60	VELOSO AMARAL		VELOSO AMARAL				HILLMAN IMP	H71/TAÇ	1	9	27:13.077	3 Laps	1 Lap	92.3	6	2:50.510	98.2

Not classified: (Requirements: 75% of number laps of leader = 9 Laps)

66	NELSON RESENDE	NELSON RESENDE						DATSUN 1200	H75	8	6	14:13.719	6 Laps	3 Laps	117.7	4	2:18.626	120.8
6	JOAQUIM JORGE	JOAQUIM JORGE						FORD ESCORT RS 1600	H75	9	5	10:20.125	7 Laps	1 Lap	135.0	5	2:02.319	136.9
20	RUI FILIPE DE CASTRO FERREIRA	RUI FILIPE DE CASTRO						FORD ESCORT RS 1600	H75	10	5	10:27.298	7 Laps	7.173	133.5	4	2:02.660	136.5
50	MONTEIROS COMPETIÇÃO	VITOR COSTA						LOTUS ELAN	H71	2	5	12:41.669	7 Laps	2:14.371	109.9	4	2:21.905	118.0
28	NUNO ROCHA OLIVEIRA B	NUNO ROCHA OLIVEIRA						FORD ESCORT RS 2000	GRUPO	2	3	6:56.998	9 Laps	2 Laps	120.5	2	2:13.907	125.0
55	DOMINGOS MANUEL BOURBON DE SOUSA COUTINHO	DOMINGOS MANUEL						BMW 2800 CS	H71	3	2	4:39.826	10 Laps	1 Lap	119.7	2	2:12.276	126.6

Fastest lap JOAO PEDRO MACEDO SILVA in 1:59.474 at 140.2 Km/h in lap 5

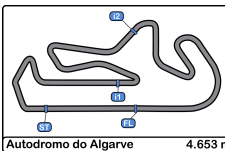
Published at:.....

Track Temp: 18.1 °C Air Temp: 17.1 °C Humidity: 88 % Track Status: DRY

Race Director:

Timekeeper:





Autodromo Int. do Algarve
CPV 1300 + CPVC
Race - 2
Provisional Results by Category



Autodromo do Algarve 4.653 m.

H75																		
Cls	Nº	Entrant/Team	Nat	Driver 1	Nat	Driver 2	Nat	Vehicle	Cat	Cl	Laps	Total Time	Gap	Interval	Km/h	Best	Time	Km/h
1	3	JOAO PEDRO MACEDO SIL	X	JOAO PEDRO MACEDO SILVA				PORSCHE 911 RSR	H75	1	12	27:05.315			123.6	5	1:59.474	140.2
2	2	RUI MANUEL LOPES ANJOS	X	RUI MANUEL LOPES ANJOS				FORD ESCORT RS 1600	H75	2	12	27:13.035	7.720	7.720	123.0	3	2:01.591	137.7
3	24	ANTONIO JOSÉ MOREIRA DA CUNHA SOARES	X	ANTONIO JOSÉ MOREIRA DA				FORD ESCORT RS 1600	H75	3	12	27:13.928	8.613	0.893	123.0	3	2:04.339	134.7
4	10	BRUNO CRISTÓVÃO FERNANDES DOS SANTOS	X	BRUNO CRISTÓVÃO				PORSCHE 911 RS	H75	4	12	27:21.726	16.411	7.798	122.4	3	2:06.819	132.0
5	19	CLAUDIO ESTAFANIO FERNANDES	X	CLAUDIO ESTAFANIO				PORSCHE 911 RS	H75	5	12	27:22.074	16.759	0.348	122.4	9	2:07.464	131.4
6	5	LUÍS ALEGRIA	X	LUÍS ALEGRIA				DATSUN 1200	H75	6	11	27:07.977	1 Lap	1 Lap	113.1	2	2:13.178	125.7
7	16	PEDRO BARBOSA	X	PEDRO BARBOSA				DATSUN 1200	H75	7	11	27:13.012	1 Lap	5.035	112.8	3	2:18.002	121.3

Not classified: (Requirements: 75% of number laps of leader = 9 Laps)

66		NELSON RESENDE	X	NELSON RESENDE				DATSUN 1200	H75	8	6	14:13.719	6 Laps	5 Laps	117.7	4	2:18.626	120.8
6		JOAQUIM JORGE	X	JOAQUIM JORGE				FORD ESCORT RS 1600	H75	9	5	10:20.125	7 Laps	1 Lap	135.0	5	2:02.319	136.9
20		RUI FILIPE DE CASTRO FERREIRA	X	RUI FILIPE DE CASTRO				FORD ESCORT RS 1600	H75	10	5	10:27.298	7 Laps	7.173	133.5	4	2:02.660	136.5

GRUPO 5																		
Cls	Nº	Entrant/Team	Nat	Driver 1	Nat	Driver 2	Nat	Vehicle	Cat	Cl	Laps	Total Time	Gap	Interval	Km/h	Best	Time	Km/h
1	14	JOÃO CARLOS DA FONTE	X	JOÃO CARLOS DA FONTE				FORD ESCORT RS 1600	GRUPO	1	12	27:13.283			123.0	2	2:02.561	136.6
2	67	MARCO NUNO DE LACERDA CAMPOS	X	MARCO NUNO DE LACER		SIMPLICITO DE BRITO		MAZDA CAPELLA	GRUPO	2	11	27:08.427	1 Lap	1 Lap	113.1	3	2:07.042	131.8
3	21	NUNO AUGUSTO	X	NUNO AUGUSTO		PEDRO LISBOA		FORD ESCORT MK I	GRUPO	3	11	27:19.539	1 Lap	11.112	112.3	6	2:18.738	120.7

GRUPO 1 NACIONAL																		
Cls	Nº	Entrant/Team	Nat	Driver 1	Nat	Driver 2	Nat	Vehicle	Cat	Cl	Laps	Total Time	Gap	Interval	Km/h	Best	Time	Km/h
1	35	RICARDO JORGE RODRIGUES	X	RICARDO JORGE				FORD ESCORT RS 2000	GRUPO	1	12	27:32.916			121.6	3	2:10.976	127.8
28		NUNO ROCHA OLIVEIRA B	X	NUNO ROCHA OLIVEIRA				FORD ESCORT RS 2000	GRUPO	2	3	6:56.998	9 Laps	9 Laps	120.5	2	2:13.907	125.0

LEGENDS																		
Cls	Nº	Entrant/Team	Nat	Driver 1	Nat	Driver 2	Nat	Vehicle	Cat	Cl	Laps	Total Time	Gap	Interval	Km/h	Best	Time	Km/h
1	25	JORGE MANUEL CEQUEIRA	X	JORGE MANUEL CEQUEIRA				TOYOTA STARLET 1.3 S	LEGEND	1	11	27:13.186			112.8	8	2:18.257	121.1
2	17	DUARTE NUNO FERREIRA DOS SANTOS PINTO TRINDADE	X	DUARTE NUNO FERREIRA				PEUGEOT 106 XSI	LEGEND	2	11	27:18.879	5.693	5.693	112.4	6	2:20.230	119.4
3	56	JOAO PAULO DA COSTA	X	JOAO PAULO DA COSTA				TOYOTA STARLET 1.3 S	LEGEND	3	11	27:32.285	19.099	13.406	111.5	8	2:23.057	117.0
4	47	RICARDO MANUEL HENRIQUES	X	RICARDO MANUEL				OPEL CORSA A	LEGEND	4	11	27:32.688	19.502	0.403	111.4	5	2:20.786	118.9
5	34	MONTEIROS COMPETIÇÃO	X	ANTONIO GAGO				MINI	LEGEND	5	10	27:21.347	1 Lap	1 Lap	102.0	8	2:40.319	104.4

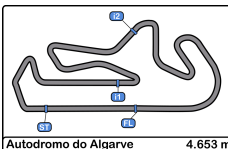
Published at:.....

Track Temp: 18.1 °C Air Temp: 17.1 °C Humidity: 88 % Track Status: DRY

Race Director:

Timekeeper:





Autodromo Int. do Algarve
CPV 1300 + CPVC
Race - 2
Provisional Results by Category



Autodromo do Algarve 4.653 m.

H81																		
Cls	Nº	Entrant/Team	Nat	Driver 1	Nat	Driver 2	Nat	Vehicle	Cat	Cl	Laps	Total Time	Gap	Interval	Km/h	Best	Time	Km/h
1	1	EDUARDO LUCIO PINTO		EDUARDO SANTOS		PEDRO POÇAS		PORSCHE 924	H81	1	11	27:13.500			112.8	2	2:14.867	124.2

H71																		
Cls	Nº	Entrant/Team	Nat	Driver 1	Nat	Driver 2	Nat	Vehicle	Cat	Cl	Laps	Total Time	Gap	Interval	Km/h	Best	Time	Km/h
1	7	CÂNDIDO GUILHERME		CÂNDIDO GUILHERME		NUNO ANTONIO DA CRU		DATSUN 1200	H71	1	11	27:23.843			112.0	3	2:21.391	118.4

Not classified: (Requirements: 75% of number laps of leader = 9 Laps)

50		MONTEIROS COMPETIÇOE		VITOR COSTA				LOTUS ELAN	H71	2	5	12:41.669	6 Laps	6 Laps	109.9	4	2:21.905	118.0
55		DOMINGOS MANUEL BOURBON DE SOUSA COUTINHO		DOMINGOS MANUEL				BMW 2800 CS	H71	3	2	4:39.826	9 Laps	3 Laps	119.7	2	2:12.276	126.6

DESAFIO ANPAC																		
Cls	Nº	Entrant/Team	Nat	Driver 1	Nat	Driver 2	Nat	Vehicle	Cat	Cl	Laps	Total Time	Gap	Interval	Km/h	Best	Time	Km/h
1	52	PEDRO TEIXEIRA		PEDRO TEIXEIRA				FIAT PUNTO 85 SPORT	DESAFI	1	11	28:01.838			109.5	3	2:28.985	112.4
2	41	ANTONIO ALEXANDRE		ANTONIO ALEXANDRE				FIAT PUNTO 85 SPORT	DESAFI	2	10	27:17.929	1 Lap	1 Lap	102.2	2	2:35.603	107.6

H71/TAÇA 1000																		
Cls	Nº	Entrant/Team	Nat	Driver 1	Nat	Driver 2	Nat	Vehicle	Cat	Cl	Laps	Total Time	Gap	Interval	Km/h	Best	Time	Km/h
1	60	VELOSO AMARAL		VELOSO AMARAL				HILLMAN IMP	H71/TAÇ	1	9	27:13.077			92.3	6	2:50.510	98.2

Fastest lap JOAO PEDRO MACEDO SILVA in 1:59.474 at 140.2 Km/h in lap 5

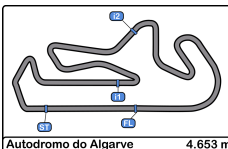
Published at:.....

Track Temp: 18.1 °C Air Temp: 17.1 °C Humidity: 88 % Track Status: DRY

Race Director:

Timekeeper:





Autodromo Int. do Algarve
CPV 1300 + CPVC
Race - 2
Provisional Results by Class



CPVC																		
Cls	Nº	Entrant/Team	Nat	Driver 1	Nat	Driver 2	Nat	Vehicle	Cat	Cl	Laps	Total Time	Gap	Interval	Km/h	Best	Time	Km/h
1	3	JOAO PEDRO MACEDO SIL	X	JOAO PEDRO MACEDO SILVA				PORSCHE 911 RSR	CPVC	1	12	27:05.315			123.6	5	1:59.474	140.2
2	2	RUI MANUEL LOPES ANJOS	X	RUI MANUEL LOPES ANJOS				FORD ESCORT RS 1600	CPVC	2	12	27:13.035	7.720	7.720	123.0	3	2:01.591	137.7
3	14	JOÃO CARLOS DA FONTE	X	JOÃO CARLOS DA FONTE				FORD ESCORT RS 1600	CPVC	3	12	27:13.283	7.968	0.248	123.0	2	2:02.561	136.6
4	24	ANTONIO JOSÉ MOREIRA DA CUNHA SOARES	X	ANTONIO JOSÉ MOREIRA DA				FORD ESCORT RS 1600	CPVC	4	12	27:13.928	8.613	0.645	123.0	3	2:04.339	134.7
5	10	BRUNO CRISTÓVÃO FERNANDES DOS SANTOS	X	BRUNO CRISTÓVÃO				PORSCHE 911 RS	CPVC	5	12	27:21.726	16.411	7.798	122.4	3	2:06.819	132.0
6	19	CLAUDIO ESTAFANIO FERNANDES	X	CLAUDIO ESTAFANIO				PORSCHE 911 RS	CPVC	6	12	27:22.074	16.759	0.348	122.4	9	2:07.464	131.4
7	35	RICARDO JORGE RODRIGUES	X	RICARDO JORGE				FORD ESCORT RS 2000	CPVC	7	12	27:32.916	27.601	10.842	121.6	3	2:10.976	127.8
8	67	MARCO NUNO DE LACERDA CAMPOS	X	MARCO NUNO DE LACER		SIMPLICITO DE BRITO		MAZDA CAPELLA	CPVC	8	11	27:08.427	1 Lap	1 Lap	113.1	3	2:07.042	131.8
9	1	EDUARDO LUCIO PINTO	X	EDUARDO SANTOS		PEDRO POÇAS		PORSCHE 924	CPVC	9	11	27:13.500	1 Lap	5.073	112.8	2	2:14.867	124.2
10	21	NUNO AUGUSTO	X	NUNO AUGUSTO		PEDRO LISBOA		FORD ESCORT MK I	CPVC	10	11	27:19.539	1 Lap	6.039	112.3	6	2:18.738	120.7

Not classified: (Requirements: 75% of number laps of leader = 9 Laps)

6	JOAQUIM JORGE	X	JOAQUIM JORGE				FORD ESCORT RS 1600	CPVC	11	5	10:20.125	7 Laps	6 Laps	135.0	5	2:02.319	136.9
20	RUI FILIPE DE CASTRO FERREIRA	X	RUI FILIPE DE CASTRO				FORD ESCORT RS 1600	CPVC	12	5	10:27.298	7 Laps	7.173	133.5	4	2:02.660	136.5
50	MONTEIROS COMPETIÇOE	X	VITOR COSTA				LOTUS ELAN	CPVC	13	5	12:41.669	7 Laps	2:14.371	109.9	4	2:21.905	118.0
28	NUNO ROCHA OLIVEIRA B	X	NUNO ROCHA OLIVEIRA				FORD ESCORT RS 2000	CPVC	14	3	6:56.998	9 Laps	2 Laps	120.5	2	2:13.907	125.0
55	DOMINGOS MANUEL BOURBON DE SOUSA COUTINHO	X	DOMINGOS MANUEL				BMW 2800 CS	CPVC	15	2	4:39.826	10 Laps	1 Lap	119.7	2	2:12.276	126.6

CPV 1300																		
Cls	Nº	Entrant/Team	Nat	Driver 1	Nat	Driver 2	Nat	Vehicle	Cat	Cl	Laps	Total Time	Gap	Interval	Km/h	Best	Time	Km/h
1	5	LUÍS ALEGRIA	X	LUÍS ALEGRIA				DATSUN 1200	CPV 130	1	11	27:07.977			113.1	2	2:13.178	125.7
2	16	PEDRO BARBOSA	X	PEDRO BARBOSA				DATSUN 1200	CPV 130	2	11	27:13.012	5.035	5.035	112.8	3	2:18.002	121.3
3	25	JORGE MANUEL CEQUEIRA	X	JORGE MANUEL CEQUEIRA				TOYOTA STARLET 1.3 S	CPV 130	3	11	27:13.186	5.209	0.174	112.8	8	2:18.257	121.1
4	17	DUARTE NUNO FERREIRA DOS SANTOS PINTO TRINDADE	X	DUARTE NUNO FERREIRA				PEUGEOT 106 XSI	CPV 130	4	11	27:18.879	10.902	5.693	112.4	6	2:20.230	119.4
5	7	CÂNDIDO GUILHERME	X	CÂNDIDO GUILHERME		NUNO ANTONIO DA CRU		DATSUN 1200	CPV 130	5	11	27:23.843	15.866	4.964	112.0	3	2:21.391	118.4
6	56	JOAO PAULO DA COSTA	X	JOAO PAULO DA COSTA				TOYOTA STARLET 1.3 S	CPV 130	6	11	27:32.285	24.308	8.442	111.5	8	2:23.057	117.0
7	47	RICARDO MANUEL HENRIQUES	X	RICARDO MANUEL				OPEL CORSA A	CPV 130	7	11	27:32.688	24.711	0.403	111.4	5	2:20.786	118.9
8	52	PEDRO TEIXEIRA	X	PEDRO TEIXEIRA				FIAT PUNTO 85 SPORT	CPV 130	8	11	28:01.838	53.861	29.150	109.5	3	2:28.985	112.4
9	41	ANTONIO ALEXANDRE	X	ANTONIO ALEXANDRE				FIAT PUNTO 85 SPORT	CPV 130	9	10	27:17.929	1 Lap	1 Lap	102.2	2	2:35.603	107.6
10	34	MONTEIROS COMPETIÇOE	X	ANTONIO GAGO				MINI	CPV 130	10	10	27:21.347	1 Lap	3.418	102.0	8	2:40.319	104.4
11	60	VELOSO AMARAL	X	VELOSO AMARAL				HILLMAN IMP	CPV 130	11	9	27:13.077	2 Laps	1 Lap	92.3	6	2:50.510	98.2

Not classified: (Requirements: 75% of number laps of leader = 9 Laps)

66	NELSON RESENDE	X	NELSON RESENDE				DATSUN 1200	CPV 130	12	6	14:13.719	5 Laps	3 Laps	117.7	4	2:18.626	120.8
----	----------------	---	----------------	--	--	--	-------------	---------	----	---	------------------	--------	--------	-------	---	----------	-------

Fastest lap JOAO PEDRO MACEDO SILVA in 1:59.474 at 140.2 Km/h in lap 5

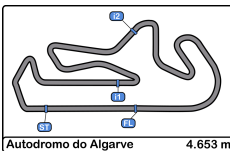
Published at:.....

Track Temp: 18.1 °C Air Temp: 17.1 °C Humidity: 88 % Track Status: DRY

Race Director:

Timekeeper:





Autodromo Int. do Algarve
CPV 1300 + CPVC
Race - 2
Provisional Results by Class



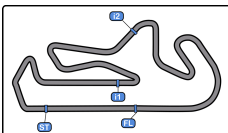
Published at:.....

Track Temp: **18.1 °C** Air Temp: **17.1 °C** Humidity: **88 %** Track Status: **DRY**

Race Director:

Timekeeper:





Autodromo Int. do Algarve

CPV 1300 + CPVC

Race - 2

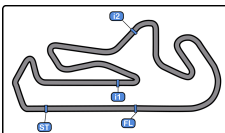
Provisional Classification by Driver Fastest Lap



Autodromo do Algarve 4.653 m.

Clas	Nº	Entrant/Team	Nat	Vehicle	Driver	Nat	Status	Cat	Clas	Laps	Best	Time	Gap	Interval	Km/h
1	3	JOAO PEDRO MACEDO SILVA	X	PORSCHE 911 RSR	JOAO PEDRO MACEDO SIL			H75	1	12	5	1:59.474			140.2
2	2	RUI MANUEL LOPES ANJOS C	X	FORD ESCORT RS 1600	RUI MANUEL LOPES ANJO			H75	2	12	3	2:01.591	2.117	2.117	137.7
3	6	JOAQUIM JORGE	X	FORD ESCORT RS 1600	JOAQUIM JORGE			H75	3	5	5	2:02.319	2.845	0.728	136.9
4	14	JOÃO CARLOS DA FONTE NO	X	FORD ESCORT RS 1600	JOÃO CARLOS DA FONTE			GRUPO	1	12	2	2:02.561	3.087	0.242	136.6
5	20	RUI FILIPE DE CASTRO FERR	X	FORD ESCORT RS 1600	RUI FILIPE DE CASTRO FE			H75	4	5	4	2:02.660	3.186	0.099	136.5
6	24	ANTONIO JOSÉ MOREIRA DA	X	FORD ESCORT RS 1600	ANTONIO JOSÉ MOREIRA			H75	5	12	3	2:04.339	4.865	1.679	134.7
7	10	BRUNO CRISTÓVÃO FERNAN	X	PORSCHE 911 RS	BRUNO CRISTÓVÃO FERN			H75	6	12	3	2:06.819	7.345	2.480	132.0
8	67	MARCO NUNO DE LACERDA C	X	MAZDA CAPELLA	NUNO DE LACERDA - DE B			GRUPO	2	11	3	2:07.042	7.568	0.223	131.8
9	19	CLAUDIO ESTAFANIO FERNA	X	PORSCHE 911 RS	CLAUDIO ESTAFANIO FER			H75	7	12	9	2:07.464	7.990	0.422	131.4
10	35	RICARDO JORGE RODRIGUES	X	FORD ESCORT RS 2000	RICARDO JORGE RODRIGU			GRUPO	1	12	3	2:10.976	11.502	3.512	127.8
11	55	DOMINGOS MANUEL BOURBO	X	BMW 2800 CS	DOMINGOS MANUEL BOUR			H71	1	2	2	2:12.276	12.802	1.300	126.6
12	5	LUÍS ALEGRIA	X	DATSUN 1200	LUÍS ALEGRIA			H75	8	11	2	2:13.178	13.704	0.902	125.7
13	28	NUNO ROCHA OLIVEIRA BRE	X	FORD ESCORT RS 2000	NUNO ROCHA OLIVEIRA B			GRUPO	2	3	2	2:13.907	14.433	0.729	125.0
14	1	EDUARDO LUCIO PINTO SANT	X	PORSCHE 924	SANTOS - POCAS			H81	1	11	2	2:14.867	15.393	0.960	124.2
15	16	PEDRO BARBOSA	X	DATSUN 1200	PEDRO BARBOSA			H75	9	11	3	2:18.002	18.528	3.135	121.3
16	25	JORGE MANUEL CEQUEIRA M	X	TOYOTA STARLET 1.3 S	JORGE MANUEL CEQUEIR			LEGEN	1	11	8	2:18.257	18.783	0.255	121.1
17	66	NELSON RESENDE	X	DATSUN 1200	NELSON RESENDE			H75	10	6	4	2:18.626	19.152	0.369	120.8
18	21	NUNO AUGUSTO	X	FORD ESCORT MK I	AUGUSTO - LISBOA			GRUPO	3	11	6	2:18.738	19.264	0.112	120.7
19	17	DUARTE NUNO FERREIRA DO	X	PEUGEOT 106 XSI	DUARTE NUNO FERREIRA			LEGEN	2	11	6	2:20.230	20.756	1.492	119.4
20	47	RICARDO MANUEL HENRIQUE	X	OPEL CORSA A	RICARDO MANUEL HENRIQ			LEGEN	3	11	5	2:20.786	21.312	0.556	118.9
21	7	CÂNDIDO GUILHERME MONTE	X	DATSUN 1200	GUILHERME MONTEIRO - A			H71	2	11	3	2:21.391	21.917	0.605	118.4
22	50	MONTEIROS COMPETICOES	X	LOTUS ELAN	VITOR COSTA			H71	3	5	4	2:21.905	22.431	0.514	118.0
23	56	JOAO PAULO DA COSTA ARA	X	TOYOTA STARLET 1.3 S	JOAO PAULO DA COSTA A			LEGEN	4	11	8	2:23.057	23.583	1.152	117.0
24	52	PEDRO TEIXEIRA	X	FIAT PUNTO 85 SPORT	PEDRO TEIXEIRA			DESAFI	1	11	3	2:28.985	29.511	5.928	112.4
25	41	ANTONIO ALEXANDRE MACE	X	FIAT PUNTO 85 SPORT	ANTONIO ALEXANDRE MA			DESAFI	2	10	2	2:35.603	36.129	6.618	107.6
26	34	MONTEIROS COMPETIÇÕES	X	MINI	ANTONIO GAGO			LEGEN	5	10	8	2:40.319	40.845	4.716	104.4
27	60	VELOSO AMARAL	X	HILLMAN IMP	VELOSO AMARAL			H71/TA	1	9	6	2:50.510	51.036	10.191	98.2





Autodromo Int. do Algarve

CPV 1300 + CPVC

Race - 2

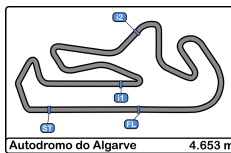
Distance and Speed Average

Autodromo do Algarve 4.653 m.



Cls	Nº	Entrant/Team	Nat	Driver 1	Nat	Driver 2	Nat	Vehicle	Cat	Cls	Laps	Distance	Total Time	Km/h
1	3	JOAO PEDRO MACEDO SILVA	X	JOAO PEDRO MACEDO SILVA				PORSCHE 911 RSR	H75	1	12	55.83	27:05.315	123.6
2	2	RUI MANUEL LOPES ANJOS COSTA	X	RUI MANUEL LOPES ANJOS				FORD ESCORT RS 1600	H75	2	12	55.83	27:13.035	123.0
3	14	JOÃO CARLOS DA FONTE NOV	X	JOÃO CARLOS DA FONTE NOVO				FORD ESCORT RS 1600	GRUPO	1	12	55.83	27:13.283	123.0
4	24	ANTONIO JOSÉ MOREIRA DA CUNHA SOARES	X	ANTONIO JOSÉ MOREIRA DA				FORD ESCORT RS 1600	H75	3	12	55.83	27:13.928	123.0
5	10	BRUNO CRISTÓVÃO FERNANDES DOS SANTOS	X	BRUNO CRISTÓVÃO FERNANDES				PORSCHE 911 RS	H75	4	12	55.83	27:21.726	122.4
6	19	CLAUDIO ESTAFANIO FERNANDES VIEIRA	X	CLAUDIO ESTAFANIO				PORSCHE 911 RS	H75	5	12	55.83	27:22.074	122.4
7	35	RICARDO JORGE RODRIGUES PEREIRA	X	RICARDO JORGE RODRIGUES				FORD ESCORT RS 2000	GRUPO	1	12	55.83	27:32.916	121.6
8	5	LUÍS ALEGRIA	X	LUÍS ALEGRIA				DATSUN 1200	H75	6	11	51.18	27:07.977	113.1
9	67	MARCO NUNO DE LACERDA CAMPOS PINTO	X	MARCO NUNO DE LACERDA		SIMPLICITO DE BRITO CAMPOS		MAZDA CAPELLA	GRUPO	2	11	51.18	27:08.427	113.1
10	16	PEDRO BARBOSA	X	PEDRO BARBOSA				DATSUN 1200	H75	7	11	51.18	27:13.012	112.8
11	25	JORGE MANUEL CEQUEIRA	X	JORGE MANUEL CEQUEIRA				TOYOTA STARLET 1.3 S	LEGEND	1	11	51.18	27:13.186	112.8
12	1	EDUARDO LUCIO PINTO SANTOS	X	EDUARDO SANTOS		PEDRO POÇAS		PORSCHE 924	H81	1	11	51.18	27:13.500	112.8
13	17	DUARTE NUNO FERREIRA DOS SANTOS PINTO TRINDADE	X	DUARTE NUNO FERREIRA DOS				PEUGEOT 106 XSI	LEGEND	2	11	51.18	27:18.879	112.4
14	21	NUNO AUGUSTO	X	NUNO AUGUSTO		PEDRO LISBOA		FORD ESCORT MK I	GRUPO	3	11	51.18	27:19.539	112.3
15	7	CÂNDIDO GUILHERME MONTEIRO	X	CÂNDIDO GUILHERME		NUNO ANTONIO DA CRUZ		DATSUN 1200	H71	1	11	51.18	27:23.843	112.0
16	56	JOAO PAULO DA COSTA ARANTES	X	JOAO PAULO DA COSTA				TOYOTA STARLET 1.3 S	LEGEND	3	11	51.18	27:32.285	111.5
17	47	RICARDO MANUEL HENRIQUES FERRÃO	X	RICARDO MANUEL HENRIQUES				OPEL CORSA A	LEGEND	4	11	51.18	27:32.688	111.4
18	52	PEDRO TEIXEIRA	X	PEDRO TEIXEIRA				FIAT PUNTO 85 SPORT	DESAFI	1	11	51.18	28:01.838	109.5
19	41	ANTONIO ALEXANDRE MACEDO	X	ANTONIO ALEXANDRE MACEDO				FIAT PUNTO 85 SPORT	DESAFI	2	10	46.53	27:17.929	102.2
20	34	MONTEIROS COMPETIÇÕES	X	ANTONIO GAGO				MINI	LEGEND	5	10	46.53	27:21.347	102.0
21	60	VELOSO AMARAL	X	VELOSO AMARAL				HILLMAN IMP	H71/TA	1	9	41.87	27:13.077	92.3
Not classified: (Requirements: 75% of number laps of leader = 9 Laps)														
66		NELSON RESENDE	X	NELSON RESENDE				DATSUN 1200	H75	8	6	27.91	14:13.719	117.7
6		JOAQUIM JORGE	X	JOAQUIM JORGE				FORD ESCORT RS 1600	H75	9	5	23.26	10:20.125	135.0
20		RUI FILIPE DE CASTRO FERREIRA ALVES	X	RUI FILIPE DE CASTRO				FORD ESCORT RS 1600	H75	10	5	23.26	10:27.298	133.5
50		MONTEIROS COMPETIÇÕES	X	VITOR COSTA				LOTUS ELAN	H71	2	5	23.26	12:41.669	109.9
28		NUNO ROCHA OLIVEIRA BREDA	X	NUNO ROCHA OLIVEIRA BREDA				FORD ESCORT RS 2000	GRUPO	2	3	13.95	6:56.998	120.5
55		DOMINGOS MANUEL BOURBON DE SOUSA COUTINHO	X	DOMINGOS MANUEL BOURBON				BMW 2800 CS	H71	3	2	09.30	4:39.826	119.7





Autodromo Int. do Algarve

CPV 1300 + CPVC

Race - 2

Lap Analysis

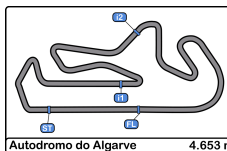


1							5							
EDUARDO SANTOS							LUÍS ALEGRIA							
H81							H75							
Lap	D	Time	Sector 1	Sector 2	Sector 3	T. Spd	Lap	D	Time	Sector 1	Sector 2	Sector 3	T. Spd	Elapsed
1		2:29.581	54.445	44.149	50.987	161.9	1		2:26.273	54.795	42.648	48.830	157.4	2:26.273
2		2:14.867	42.780	42.771	49.316	201.4	2		2:13.178	42.428	42.467	48.283	196.7	4:39.451
3		2:14.935	42.701	43.157	49.077	199.2	3		2:15.426	43.337	43.483	48.606	196.7	6:54.877
4		2:15.721	42.836	43.493	49.392	197.8	4		2:14.960	43.544	42.655	48.761	188.8	9:09.837
5		2:15.454	42.664	42.658	50.132	197.8	5		2:15.019	43.718	42.569	48.732	191.1	11:24.856
6		2:31.571	54.139	47.162	50.270	184.3	6		2:17.200	45.018	42.941	49.241	188.1	13:42.056
7		2:24.103	44.818	48.891	50.394	195.2	7		2:14.447	43.115	43.179	48.153	192.1	15:56.503
8		2:20.697	43.950	47.103	49.644	195.2	8		2:15.521	43.503	43.091	48.927	190.8	18:12.024
9		2:21.363	43.978	46.951	50.434	196.7	9		2:14.924	42.932	42.446	49.546	190.1	20:26.948
10		2:41.454	45.624	45.781	1:10.049	159.5	10		3:20.013	46.428	1:12.514	1:21.071	177.3	23:46.961
11		3:23.754	1:15.600	1:07.185	1:00.969	83.2	11		3:21.016	1:13.751	1:07.680	59.585	87.3	27:07.977

2							6							
RUI MANUEL LOPES ANJOS COSTA							JOAQUIM JORGE							
H75							H75							
Lap	D	Time	Sector 1	Sector 2	Sector 3	T. Spd	Lap	D	Time	Sector 1	Sector 2	Sector 3	T. Spd	Elapsed
1		2:12.029	47.668	39.373	44.988	173.6	1		2:10.309	47.039	38.498	44.772	175.3	2:10.309
2		2:01.633	38.589	38.423	44.621	228.3	2		2:02.388	39.126	38.631	44.631	229.2	4:12.697
3		2:01.591	38.256	38.436	44.899	229.2	3		2:02.341	38.644	38.717	44.980	227.8	6:15.038
4		2:02.434	38.873	38.548	45.013	231.2	4		2:02.768	39.488	38.686	44.594	225.9	8:17.806
5		2:03.057	39.188	38.960	44.909	225.4	5		2:02.319	38.819	38.758	44.742	226.8	10:20.125
6		2:03.171	38.284	39.023	45.864	229.2	6			38.623	48.819		225.4	
7		2:04.003	39.154	39.258	45.591	223.1	7							
8		2:04.555	39.488	39.758	45.309	220.4	8							
9		2:05.594	39.223	40.440	45.931	221.3	9							
10		2:07.955	39.345	42.232	46.378	221.3	10							
11		3:02.306	46.719	55.521	1:20.066	202.2	11							
12		3:24.707	1:14.109	1:07.285	1:03.313	81.6	12							

3							7							
JOAO PEDRO MACEDO SILVA							CÂNDIDO GUILHERME MONTEIRO							
H75							H71							
Lap	D	Time	Sector 1	Sector 2	Sector 3	T. Spd	Lap	D	Time	Sector 1	Sector 2	Sector 3	T. Spd	Elapsed
1		2:07.732	46.108	37.863	43.761	177.0	1		2:31.345			2:31.345		2:31.345
2		1:59.519	37.351	37.824	44.344	235.2	2		2:22.568			4:53.913		4:53.913
3		1:59.686	37.472	38.286	43.928	232.2	3		2:21.391			7:15.304		7:15.304
4		1:59.727	37.661	37.854	44.212	233.2	4		2:23.445			9:38.749		9:38.749
5		1:59.474	37.787	38.101	43.586	235.8	5		2:22.765			12:01.514		12:01.514
6		2:00.053	37.311	38.586	44.156	235.8	6		2:23.898			14:25.412		14:25.412
7		2:02.817	39.943	38.286	44.588	227.3	7		2:23.836			16:49.248		16:49.248
8		2:01.137	38.178	38.690	44.269	234.2	8		2:25.878			19:15.126		19:15.126
9		2:02.408	39.241	38.929	44.238	230.7	9		2:32.346			21:47.472		21:47.472
10		2:01.823	37.670	39.153	45.000	231.2	10		2:36.962			24:24.434		24:24.434
11		3:31.766	57.411	1:13.257	1:21.098	168.4	11		2:59.409			27:23.843		27:23.843
12		3:19.173	1:13.433	1:08.090	57.650	85.9	12							

10							10							
BRUNO CRISTÓVÃO FERNANDES DOS SANT							BRUNO CRISTÓVÃO							
H75							H75							
Lap	D	Time	Sector 1	Sector 2	Sector 3	T. Spd	Lap	D	Time	Sector 1	Sector 2	Sector 3	T. Spd	Elapsed
1		2:18.113	50.533	41.065	46.515	173.9	1		2:18.113	50.533	41.065	46.515	173.9	2:18.113
2		2:07.172	39.634	40.868	46.670	232.2	2		2:07.172	39.634	40.868	46.670	232.2	4:25.285
3		2:06.819	39.439	40.858	46.522	230.2	3		2:06.819	39.439	40.858	46.522	230.2	6:32.104
4		2:07.100	39.601	41.112	46.387	229.7	4		2:07.100	39.601	41.112	46.387	229.7	8:39.204
5		2:10.201	40.448	42.006	47.747	230.7	5		2:10.201	40.448	42.006	47.747	230.7	10:49.405
6		2:08.958	40.991	41.434	46.533	228.8	6		2:08.958	40.991	41.434	46.533	228.8	12:58.363
7		2:09.003	39.890	41.220	47.893	229.7	7		2:09.003	39.890	41.220	47.893	229.7	15:07.366
8		2:09.468	40.454	41.260	47.754	229.2	8		2:09.468	40.454	41.260	47.754	229.2	17:16.834
9		2:08.140	40.381	41.075	46.684	227.3	9		2:08.140	40.381	41.075	46.684	227.3	19:24.974
10		2:23.240	40.667	47.867	54.706	228.8	10		2:23.240	40.667	47.867	54.706	228.8	21:48.214
11		2:37.260	50.053	50.487	56.720	146.7	11		2:37.260	50.053	50.487	56.720	146.7	24:25.474
12		2:56.252	52.865	1:01.984	1:01.403	128.5	12		2:56.252	52.865	1:01.984	1:01.403	128.5	27:21.726



Autodromo Int. do Algarve

CPV 1300 + CPVC

Race - 2

Lap Analysis



14							19							
GRUPO 5							H75							
Lap	D	Time	Sector 1	Sector 2	Sector 3	T. Spd	Lap	D	Time	Sector 1	Sector 2	Sector 3	T. Spd	Elapsed
JOÃO CARLOS DA FONTE NOVO							CLAUDIO ESTAFANIO FERNANDES VIEIRA							
FORD ESCORT RS 1600							PORSCHÉ 911 RS							
JOÃO CARLOS DA FONTE NOVO							CLAUDIO ESTAFANIO							
1		2:12.876	49.256	38.936	44.684	176.1	1		2:19.793	50.779	41.768	47.246	178.8	2:19.793
2		2:02.561	39.077	38.863	44.621	214.2	2		2:08.612	41.003	40.635	46.974	230.7	4:28.405
3		2:03.045	38.963	38.536	45.546	212.5	3		2:07.955	40.161	40.822	46.972	225.0	6:36.360
4		2:04.380	39.521	39.380	45.479	208.8	4		2:08.853	40.511	41.216	47.126	225.9	8:45.213
5		2:04.475	39.774	39.387	45.314	210.1	5		2:08.246	40.435	40.697	47.114	224.0	10:53.459
6		2:05.653	39.433	40.374	45.846	213.8	6		2:08.265	40.240	41.115	46.910	219.0	13:01.724
7		2:05.031	39.862	39.438	45.731	211.7	7		2:09.197	40.411	41.058	47.728	219.9	15:10.921
8		2:07.959	40.333	41.421	46.205	208.8	8		2:09.931	40.451	41.209	48.271	222.2	17:20.852
9		2:06.453	40.089	39.903	46.461	208.4	9		2:07.464	40.053	40.364	47.047	221.3	19:28.316
10		2:13.166	39.671	43.412	50.083	208.8	10		2:20.333	40.650	45.235	54.448	219.0	21:48.649
11		2:43.412	45.241	46.147	1:12.024	175.6	11		2:37.302	50.442	50.161	56.699	145.7	24:25.951
12		3:24.272	1:14.803	1:07.054	1:02.415	86.0	12		2:56.123	53.205	1:01.989	1:00.929	131.2	27:22.074
16							20							
H75							H75							
PEDRO BARBOSA							RUI FILIPE DE CASTRO FERREIRA ALVES							
DATSUN 1200							FORD ESCORT RS 1600							
PEDRO BARBOSA							RUI FILIPE DE CASTRO							
Lap	D	Time	Sector 1	Sector 2	Sector 3	T. Spd	Lap	D	Time	Sector 1	Sector 2	Sector 3	T. Spd	Elapsed
1		2:32.266	56.135	45.688	50.443	158.1	1		2:14.830	49.134	40.461	45.235	169.8	2:14.830
2		2:19.596	45.232	44.359	50.005	186.2	2		2:03.523	38.866	39.673	44.984	224.5	4:18.353
3		2:18.002	44.133	44.010	49.859	185.5	3		2:03.153	38.723	39.506	44.924	222.6	6:21.506
4		2:19.256	44.247	44.354	50.655	179.4	4		2:02.660	38.546	39.355	44.759	221.7	8:24.166
5		2:18.567	44.201	44.174	50.192	178.5	5		2:03.132	38.960	39.356	44.816	221.7	10:27.298
6		2:19.266	44.522	44.199	50.545	178.2	6			38.872			219.0	
7		2:19.855	45.658	44.113	50.084	179.7	21							
8		2:19.435	44.622	44.578	50.235	180.0	GRUPO 5							
9		2:18.777	43.888	44.532	50.357	183.3	NUNO AUGUSTO							
10		2:43.594	45.477	45.950	1:12.167	169.5	FORD ESCORT MK I							
11		3:24.398	1:14.698	1:07.043	1:02.657	84.7	NUNO AUGUSTO							
17							24							
LEGENDS							H75							
DUARTE NUNO FERREIRA DOS SANTOS							ANTONIO JOSÉ MOREIRA DA CUNHA SO							
PEUGEOT 106 XSI							FORD ESCORT RS 1600							
DUARTE NUNO FERREIRA DOS							ANTONIO JOSÉ MOREIRA DA							
Lap	D	Time	Sector 1	Sector 2	Sector 3	T. Spd	Lap	D	Time	Sector 1	Sector 2	Sector 3	T. Spd	Elapsed
1		2:36.320	57.468	46.902	51.950	164.8	1		2:14.338	48.376	39.772	46.190	174.7	2:14.338
2		2:21.232	45.117	45.093	51.022	183.9	2		2:04.826	38.967	39.750	46.109	224.5	4:19.164
3		2:23.960	46.983	45.331	51.646	182.7	3		2:04.339	39.037	39.469	45.833	224.0	6:23.503
4		2:22.328	46.159	45.078	51.091	182.7	4		2:05.399	39.473	40.091	45.835	223.1	8:28.902
5		2:21.569	45.099	45.383	51.087	181.5	5		2:05.646	39.587	39.752	46.307	219.5	10:34.548
6		2:20.230	44.924	44.918	50.388	180.6	6		2:06.849	39.574	40.364	46.911	220.4	12:41.397
7		2:20.906	45.199	44.609	51.098	184.3	7		2:05.495	39.388	39.781	46.326	216.8	14:46.892
8		2:22.147	45.336	45.501	51.310	180.9	8		2:05.966	40.422	39.583	45.961	220.8	16:52.858
9		2:32.751	46.890	48.309	57.552	180.3	9		2:06.508	40.598	39.212	46.698	198.1	18:59.366
10		2:41.461	52.778	50.949	57.734	143.4	10		2:26.263	39.877	41.291	1:05.095	217.3	21:25.629
11		2:55.975	52.660	1:01.933	1:01.382	143.8	11		2:31.542	50.742	47.670	53.130	136.3	23:57.171
							12		3:16.757	1:09.332	1:07.730	59.695	108.9	27:13.928





Autodromo Int. do Algarve

CPV 1300 + CPVC

Race - 2

Lap Analysis



55	DOMINGOS MANUEL BOURBON DE SOUSA C	BMW 2800 CS	67	MARCO NUNO DE LACERDA
H71	DOMINGOS MANUEL BOURBON	GRUPO 5	SIMPLICITO DE BRITO	MARCO NUNO DE LACERDA

Lap	D	Time	Sector 1	Sector 2	Sector 3	T. Spd	Elapsed	Lap	D	Time	Sector 1	Sector 2	Sector 3	T. Spd	Elapsed
1		2:27.550	55.862	43.009	48.679	156.0	2:27.550	1		2:23.159	52.918	41.339	48.902	167.9	2:23.159
2		2:12.276	41.662	42.812	47.802	212.1	4:39.826	2		2:09.000	40.780	40.828	47.392	216.8	4:32.159
3		41.888				213.4		3		2:07.042	40.201	40.607	46.234	221.3	6:39.201

56	JOAO PAULO DA COSTA ARANTES	TOYOTA STARLET 1.3 S		MAZDA CAPELLA
LEGENDS	JOAO PAULO DA COSTA			

Lap	D	Time	Sector 1	Sector 2	Sector 3	T. Spd	Elapsed	Lap	D	Time	Sector 1	Sector 2	Sector 3	T. Spd	Elapsed
1		2:44.214	1:01.508	49.576	53.130	148.1	2:44.214	4		2:09.247	41.027	41.237	46.983	222.2	8:48.448
2		2:27.971	47.071	47.606	53.294	174.1	5:12.185	5		2:08.000	39.607	41.733	46.660	222.2	10:56.448
3		2:26.429	46.842	47.098	52.489	171.1	7:38.614	6		2:59.825	1:29.271	43.285	47.269	220.8	13:56.273
4		2:25.473	47.211	46.709	51.553	169.5	10:04.087	7		2:12.647	41.298	42.581	48.768	218.1	16:08.920
5		2:27.198	46.640	46.817	53.741	170.3	12:31.285	8		2:12.133	42.284	41.468	48.381	213.4	18:21.053
6		2:24.466	46.611	46.342	51.513	170.8	14:55.751	9		2:11.097	41.108	42.344	47.645	215.1	20:32.150
7		2:27.509	46.444	46.088	54.977	171.1	17:23.260	10		3:15.357	43.002	1:11.269	1:21.086	211.3	23:47.507
8		2:23.057	45.608	45.828	51.621	173.3	19:46.317	11		3:20.920	1:13.878	1:07.548	59.494	83.3	27:08.427
9		2:27.802	49.101	47.526	51.175	171.1	22:14.119								
10		2:38.195	48.732	49.452	1:00.011	172.5	24:52.314								
11		2:39.971	52.308	49.208	58.455	165.3	27:32.285								

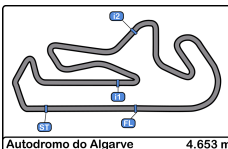
60	VELOSO AMARAL	HILLMAN IMP		
H71/TAÇA	VELOSO AMARAL			

Lap	D	Time	Sector 1	Sector 2	Sector 3	T. Spd	Elapsed
1		3:06.372	1:07.300	56.123	1:02.949	136.7	3:06.372
2		2:55.604	56.850	56.897	1:01.857		6:01.976
3		3:02.957	59.360	59.345	1:04.252		9:04.933
4		2:59.784	58.226	56.197	1:05.361		12:04.717
5		2:50.987	54.688	56.342	59.957	137.2	14:55.704
6		2:50.510	54.889	55.241	1:00.380	137.0	17:46.214
7		2:52.378	54.670	55.650	1:02.058	140.0	20:38.592
8		3:09.117	53.816	56.657	1:18.644		23:47.709
9		3:25.368	1:14.326	1:07.312	1:03.730	81.2	27:13.077

66	NELSON RESENDE	DATSUN 1200		
H75	NELSON RESENDE			

Lap	D	Time	Sector 1	Sector 2	Sector 3	T. Spd	Elapsed
1		2:34.800	57.635	46.352	50.813	162.1	2:34.800
2		2:20.300	45.017	44.698	50.585	181.2	4:55.100
3		2:18.830	44.603	43.710	50.517	182.1	7:13.930
4		2:18.626	44.717	43.099	50.810	178.5	9:32.556
5		2:19.600	45.389	43.561	50.650	169.5	11:52.156
6		2:21.563	45.638	43.869	52.056	180.0	14:13.719





Autodromo Int. do Algarve

CPV 1300 + CPVC

Race - 2

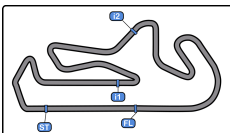
Best Sectors Results



Autodromo do Algarve 4.653 m.

Sector - 1			Sector - 2			Sector - 3			Ideal Lap vs Best Lap			
Clas	Nº Driver	Time	Nº Driver	Time	Nº Driver	Time	Clas	Nº Driver	Ideal Lap	Best Lap	Clas	
1	3 JOAO PEDRO MACEDO SIL	37.311	3 JOAO PEDRO MACEDO SIL	37.824	3 JOAO PEDRO MACEDO SIL	43.586	1	3 JOAO PEDRO MACEDO SIL	1:58.721	1:59.474	1	
2	2 RUI MANUEL LOPES ANJOS	38.256	2 RUI MANUEL LOPES ANJOS	38.423	6 JOAQUIM JORGE	44.594	2	2 RUI MANUEL LOPES ANJOS	2:01.300	2:01.591	2	
3	20 RUI FILIPE DE CASTRO	38.546	6 JOAQUIM JORGE	38.498	2 RUI MANUEL LOPES ANJOS	44.621	3	6 JOAQUIM JORGE	2:01.715	2:02.319	3	
4	6 JOAQUIM JORGE	38.623	14 JOÃO CARLOS DA FONTE N	38.536	14 JOÃO CARLOS DA FONTE N	44.621	4	14 JOÃO CARLOS DA FONTE N	2:02.120	2:02.561	4	
5	14 JOÃO CARLOS DA FONTE N	38.963	24 ANTONIO JOSÉ MOREIRA DA	39.212	20 RUI FILIPE DE CASTRO	44.759	5	20 RUI FILIPE DE CASTRO	2:02.660	2:02.660	5	
6	24 ANTONIO JOSÉ MOREIRA DA	38.967	20 RUI FILIPE DE CASTRO	39.355	24 ANTONIO JOSÉ MOREIRA DA	45.833	6	24 ANTONIO JOSÉ MOREIRA DA	2:04.012	2:04.339	6	
7	10 BRUNO CRISTÓVÃO	39.439	19 CLAUDIO ESTAFANIO	40.364	67 NUNO DE LACERDA - DE BRITO	46.234	7	67 NUNO DE LACERDA - DE BRITO	2:06.448	2:07.042	8	
8	67 NUNO DE LACERDA - DE BRITO	39.607	67 NUNO DE LACERDA - DE BRITO	40.607	10 BRUNO CRISTÓVÃO	46.387	8	10 BRUNO CRISTÓVÃO	2:06.684	2:06.819	7	
9	19 CLAUDIO ESTAFANIO	40.053	10 BRUNO CRISTÓVÃO	40.858	19 CLAUDIO ESTAFANIO	46.910	9	19 CLAUDIO ESTAFANIO	2:07.327	2:07.464	9	
10	35 RICARDO JORGE RODRIGUES	40.977	35 RICARDO JORGE RODRIGUES	41.969	35 RICARDO JORGE RODRIGUES	47.583	10	35 RICARDO JORGE RODRIGUES	2:10.529	2:10.976	10	
11	55 DOMINGOS MANUEL BOURBON	41.662	5 LUÍS ALEGRIA	42.446	55 DOMINGOS MANUEL BOURBON	47.802	11	55 DOMINGOS MANUEL BOURBON	2:12.276	2:12.276	11	
12	28 NUNO ROCHA OLIVEIRA BR	42.249	1 SANTOS - POÇAS	42.658	5 LUÍS ALEGRIA	48.153	12	5 LUÍS ALEGRIA	2:13.027	2:13.178	12	
13	5 LUÍS ALEGRIA	42.428	55 DOMINGOS MANUEL BOURBON	42.812	28 NUNO ROCHA OLIVEIRA BR	48.423	13	28 NUNO ROCHA OLIVEIRA BR	2:13.551	2:13.907	13	
14	1 SANTOS - POÇAS	42.664	28 NUNO ROCHA OLIVEIRA BR	42.879	1 SANTOS - POÇAS	49.077	14	1 SANTOS - POÇAS	2:14.399	2:14.867	14	
15	16 PEDRO BARBOSA	43.888	66 NELSON RESENDE	43.099	25 JORGE MANUEL CEQUEIRA	49.172	15	25 JORGE MANUEL CEQUEIRA	2:17.707	2:18.257	16	
16	21 AUGUSTO - LISBOA	44.346	21 AUGUSTO - LISBOA	43.657	16 PEDRO BARBOSA	49.859	16	16 PEDRO BARBOSA	2:17.757	2:18.002	15	
17	50 VITOR COSTA	44.355	16 PEDRO BARBOSA	44.010	21 AUGUSTO - LISBOA	50.119	17	21 AUGUSTO - LISBOA	2:18.122	2:18.738	18	
18	25 JORGE MANUEL CEQUEIRA	44.444	25 JORGE MANUEL CEQUEIRA	44.091	17 DUARTE NUNO FERREIRA DOS	50.388	18	66 NELSON RESENDE	2:18.219	2:18.626	17	
19	66 NELSON RESENDE	44.603	17 DUARTE NUNO FERREIRA DOS	44.609	47 RICARDO MANUEL HENRIQUES	50.453	19	17 DUARTE NUNO FERREIRA DOS	2:19.921	2:20.230	19	
20	47 RICARDO MANUEL HENRIQUES	44.625	50 VITOR COSTA	45.187	66 NELSON RESENDE	50.517	20	47 RICARDO MANUEL HENRIQUES	2:20.473	2:20.786	20	
21	17 DUARTE NUNO FERREIRA DOS	44.924	47 RICARDO MANUEL HENRIQUES	45.395	56 JOAO PAULO DA COSTA AR	51.175	21	50 VITOR COSTA	2:21.905	2:21.905	22	
22	56 JOAO PAULO DA COSTA AR	45.608	56 JOAO PAULO DA COSTA AR	45.828	50 VITOR COSTA	52.363	22	56 JOAO PAULO DA COSTA AR	2:22.611	2:23.057	23	
23	52 PEDRO TEIXEIRA	47.744	52 PEDRO TEIXEIRA	47.412	52 PEDRO TEIXEIRA	53.353	23	52 PEDRO TEIXEIRA	2:28.509	2:28.985	24	
24	41 ANTONIO ALEXANDRE MACEDO	50.556	41 ANTONIO ALEXANDRE MACEDO	49.739	41 ANTONIO ALEXANDRE MACEDO	55.308	24	41 ANTONIO ALEXANDRE MACEDO	2:35.603	2:35.603	25	
25	34 ANTONIO GAGO	51.266	34 ANTONIO GAGO	51.099	34 ANTONIO GAGO	57.451	25	34 ANTONIO GAGO	2:39.816	2:40.319	26	
26	60 VELOSO AMARAL	53.816	60 VELOSO AMARAL	55.241	60 VELOSO AMARAL	59.957	26	60 VELOSO AMARAL	2:49.014	2:50.510	27	
27	7 GUILHERME MONTEIRO -	Transpond	7 GUILHERME MONTEIRO -	Transpond	7 GUILHERME MONTEIRO -	2:31.345	27	7 GUILHERME MONTEIRO -	Transpond	2:21.391	21	





Autodromo Int. do Algarve

CPV 1300 + CPVC

Race - 2

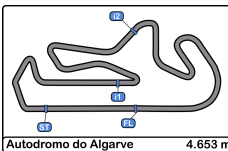
Leader Sequence

Autodromo do Algarve 4.653 m.



Nº	Entrant/Team	Nat	Driver 1	Nat	Driver 2	Nat	Vehicle	Cat	Start Lap	End Lap	Laps	Total Laps
3	JOAO PEDRO MACEDO SILVA		JOAO PEDRO MACEDO SILVA				PORSCHE 911 RSR	H75	1	12	12	12





Autodromo Int. do Algarve

CPV 1300 + CPVC

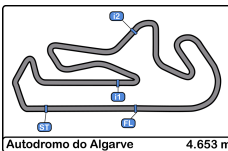
Race - 2

Best 5 Lap Times



Cl	Nº	Entrant/Team	Nat	Driver 1	Nat	Driver 2	Nat	Vehicle	Cat	Cl	Best 1		Best 2		Best 3		Best 4		Best 5	
											Time	Lap	Time	Lap	Time	Lap	Time	Lap	Time	Lap
1	3	JOAO PEDRO MACEDO S		JOAO PEDRO MACEDO SILVA				PORSCHE 911 RSR	H75	1	1:59.474	5	1:59.519	2	1:59.686	3	1:59.727	4	2:00.053	6
2	2	RUI MANUEL LOPES ANJOS		RUI MANUEL LOPES ANJOS				FORD ESCORT RS 1600	H75	2	2:01.591	3	2:01.633	2	2:02.434	4	2:03.057	5	2:03.171	6
3	6	JOAQUIM JORGE		JOAQUIM JORGE				FORD ESCORT RS 1600	H75	3	2:02.319	5	2:02.341	3	2:02.388	2	2:02.768	4	2:10.309	1
4	14	JOÃO CARLOS DA FONT		JOÃO CARLOS DA FONTE				FORD ESCORT RS 1600	GRUPO	1	2:02.561	2	2:03.045	3	2:04.380	4	2:04.475	5	2:05.031	7
5	20	RUI FILIPE DE CASTRO FERREIRA		RUI FILIPE DE CASTRO				FORD ESCORT RS 1600	H75	4	2:02.660	4	2:03.132	5	2:03.153	3	2:03.523	2	2:14.830	1
6	24	ANTONIO JOSÉ MOREIRA DA CUNHA SOARES		ANTONIO JOSÉ MOREIRA DA				FORD ESCORT RS 1600	H75	5	2:04.339	3	2:04.826	2	2:05.399	4	2:05.495	7	2:05.646	5
7	10	BRUNO CRISTÓVÃO FERNANDES DOS SANTOS		BRUNO CRISTÓVÃO				PORSCHE 911 RS	H75	6	2:06.819	3	2:07.100	4	2:07.172	2	2:08.140	9	2:08.958	6
8	67	MARCO NUNO DE LACERDA		MARCO NUNO DE LACER		SIMPLICITO DE BRITO		MAZDA CAPELLA	GRUPO	2	2:07.042	3	2:08.000	5	2:09.000	2	2:09.247	4	2:11.097	9
9	19	CLAUDIO ESTAFANIO FERNANDES		CLAUDIO ESTAFANIO				PORSCHE 911 RS	H75	7	2:07.464	9	2:07.955	3	2:08.246	5	2:08.265	6	2:08.612	2
10	35	RICARDO JORGE RODRIGUES		RICARDO JORGE RODRIGUES				FORD ESCORT RS 2000	GRUPO	1	2:10.976	3	2:11.586	4	2:11.829	2	2:12.539	5	2:13.384	10
11	55	DOMINGOS MANUEL BOURBON DE SOUSA COUTINHO		DOMINGOS MANUEL				BMW 2800 CS	H71	1	2:12.276	2	2:27.550	1						
12	5	LUÍS ALEGRIA		LUÍS ALEGRIA				DATSUN 1200	H75	8	2:13.178	2	2:14.447	7	2:14.924	9	2:14.960	4	2:15.019	5
13	28	NUNO ROCHA OLIVEIRA		NUNO ROCHA OLIVEIRA				FORD ESCORT RS 2000	GRUPO	2	2:13.907	2	2:18.070	3	2:25.021	1				
14	1	EDUARDO LUCIO PINTO		EDUARDO SANTOS		PEDRO POÇAS		PORSCHE 924	H81	1	2:14.867	2	2:14.935	3	2:15.454	5	2:15.721	4	2:20.697	8
15	16	PEDRO BARBOSA		PEDRO BARBOSA				DATSUN 1200	H75	9	2:18.002	3	2:18.567	5	2:18.777	9	2:19.256	4	2:19.266	6
16	25	JORGE MANUEL CEQUEIRA		JORGE MANUEL CEQUEIRA				TOYOTA STARLET 1.3 S	LEGEND	1	2:18.257	8	2:18.422	7	2:19.167	5	2:19.278	2	2:19.361	6
17	66	NELSON RESENDE		NELSON RESENDE				DATSUN 1200	H75	10	2:18.626	4	2:18.830	3	2:19.600	5	2:20.300	2	2:21.563	6
18	21	NUNO AUGUSTO		NUNO AUGUSTO		PEDRO LISBOA		FORD ESCORT MK I	GRUPO	3	2:18.738	6	2:20.247	5	2:20.391	3	2:22.207	2	2:22.862	4
19	17	DUARTE NUNO FERREIRA DOS SANTOS PINTO TRINDADE		DUARTE NUNO FERREIRA				PEUGEOT 106 XSI	LEGEND	2	2:20.230	6	2:20.906	7	2:21.232	2	2:21.569	5	2:22.147	8
20	47	RICARDO MANUEL HENRIQUES		RICARDO MANUEL				OPEL CORSA A	LEGEND	3	2:20.786	5	2:21.597	3	2:22.284	4	2:22.310	2	2:24.962	6
21	7	CÂNDIDO GUILHERME		CÂNDIDO GUILHERME		NUNO ANTONIO DA CRUZ		DATSUN 1200	H71	2	2:21.391	3	2:22.568	2	2:22.765	5	2:23.445	4	2:23.836	7
22	50	MONTEIROS COMPETIÇ		VITOR COSTA				LOTUS ELAN	H71	3	2:21.905	4	2:23.351	3	2:25.117	2	2:37.930	1	2:53.366	5
23	56	JOAO PAULO DA COSTA		JOAO PAULO DA COSTA				TOYOTA STARLET 1.3 S	LEGEND	4	2:23.057	8	2:24.466	6	2:25.473	4	2:26.429	3	2:27.198	5
24	52	PEDRO TEIXEIRA		PEDRO TEIXEIRA				FIAT PUNTO 85 SPORT	DESAFI	1	2:28.985	3	2:29.283	2	2:29.307	7	2:29.325	4	2:29.650	8
25	41	ANTONIO ALEXANDRE		ANTONIO ALEXANDRE				FIAT PUNTO 85 SPORT	DESAFI	2	2:35.603	2	2:37.016	6	2:37.387	3	2:37.811	7	2:38.302	5
26	34	MONTEIROS COMPETIÇ		ANTONIO GAGO				MINI	LEGEND	5	2:40.319	8	2:40.706	6	2:40.754	7	2:40.993	4	2:41.294	2
27	60	VELOSO AMARAL		VELOSO AMARAL				HILLMAN IMP	H71/TAÇ	1	2:50.510	6	2:50.987	5	2:52.378	7	2:55.604	2	2:59.784	4





Autodromo Int. do Algarve

CPV 1300 + CPVC

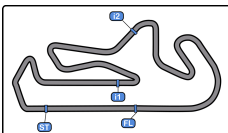
Race - 2

Best 5 Top Speeds



Cl	Nº	Entrant/Team	Nat	Driver 1	Nat	Driver 2	Nat	Vehicle	Cat	Cl	Top 1		Top 2		Top 3		Top 4		Top 5		Avg
											Km/h	Lap	Km/h	Lap	Km/h	Lap	Km/h	Lap	Km/h	Lap	
1	3	JOAO PEDRO MACEDO S		JOAO PEDRO MACEDO SILVA				PORSCHE 911 RSR	H75	1	235.8	5	235.8	6	235.2	2	234.2	8	233.2	4	234.8
2	10	BRUNO CRISTÓVÃO FERNANDES DOS SANTOS		BRUNO CRISTÓVÃO				PORSCHE 911 RS	H75	2	232.2	2	230.7	5	230.2	3	229.7	4	229.7	7	230.5
3	2	RUI MANUEL LOPES ANJOS		RUI MANUEL LOPES ANJOS				FORD ESCORT RS 1600	H75	3	231.2	4	229.2	3	229.2	6	228.3	2	225.4	5	228.7
4	19	CLAUDIO ESTAFANIO FERNANDES		CLAUDIO ESTAFANIO				PORSCHE 911 RS	H75	4	230.7	2	225.9	4	225.0	3	224.0	5	222.2	8	225.5
5	6	JOAQUIM JORGE		JOAQUIM JORGE				FORD ESCORT RS 1600	H75	5	229.2	2	227.8	3	226.8	5	225.9	4	225.4	6	227.0
6	20	RUI FILIPE DE CASTRO FERREIRA		RUI FILIPE DE CASTRO				FORD ESCORT RS 1600	H75	6	224.5	2	222.6	3	221.7	4	221.7	5	219.0	6	221.9
7	24	ANTONIO JOSÉ MOREIRA DA CUNHA SOARES		ANTONIO JOSÉ MOREIRA DA				FORD ESCORT RS 1600	H75	7	224.5	2	224.0	3	223.1	4	220.8	8	220.4	6	222.6
8	67	MARCO NUNO DE LACERDA		MARCO NUNO DE LACER		SIMPLICITO DE BRITO		MAZDA CAPELLA	GRUPO	1	222.2	4	222.2	5	221.3	3	220.8	6	218.1	7	220.9
9	14	JOÃO CARLOS DA FONT		JOÃO CARLOS DA FONTE				FORD ESCORT RS 1600	GRUPO	2	214.2	2	213.8	6	212.5	3	211.7	7	210.1	5	212.5
10	55	DOMINGOS MANUEL BOURBON DE SOUSA COUTINHO		DOMINGOS MANUEL				BMW 2800 CS	H71	1	213.4	3	212.1	2	156.0	1					193.8
11	35	RICARDO JORGE RODRIGUES		RICARDO JORGE RODRIGUES				FORD ESCORT RS 2000	GRUPO	1	206.1	2	205.3	3	203.3	4	203.0	6	202.6	9	204.0
12	1	EDUARDO LUCIO PINTO		EDUARDO SANTOS		PEDRO POÇAS		PORSCHE 924	H81	1	201.4	2	199.2	3	197.8	4	197.8	5	196.7	9	198.6
13	50	MONTEIROS COMPETIÇ		VITOR COSTA				LOTUS ELAN	H71	2	201.4	3	200.3	4	197.4	2	155.3	1	152.3	5	181.4
14	28	NUNO ROCHA OLIVEIRA		NUNO ROCHA OLIVEIRA				FORD ESCORT RS 2000	GRUPO	2	200.7	2	197.0	3	161.4	1	156.5	4			178.9
15	21	NUNO AUGUSTO		NUNO AUGUSTO		PEDRO LISBOA		FORD ESCORT MK I	GRUPO	3	197.4	6	189.1	5	185.5	7	184.9	3	182.4	4	187.9
16	5	LUÍS ALEGRIA		LUÍS ALEGRIA				DATSUN 1200	H75	8	196.7	2	196.7	3	192.1	7	191.1	5	190.8	8	193.5
17	16	PEDRO BARBOSA		PEDRO BARBOSA				DATSUN 1200	H75	9	186.2	2	185.5	3	183.3	9	180.0	8	179.7	7	182.9
18	17	DUARTE NUNO FERREIRA DOS SANTOS PINTO TRINDADE		DUARTE NUNO FERREIRA				PEUGEOT 106 XSI	LEGEND	1	184.3	7	183.9	2	182.7	3	182.7	4	181.5	5	183.0
19	47	RICARDO MANUEL HENRIQUES		RICARDO MANUEL				OPEL CORSA A	LEGEND	2	184.3	3	183.6	4	183.0	5	181.5	2	181.2	6	182.7
20	66	NELSON RESENDE		NELSON RESENDE				DATSUN 1200	H75	10	182.1	3	181.2	2	180.0	6	178.5	4	169.5	5	178.2
21	25	JORGE MANUEL CEQUEIRA		JORGE MANUEL CEQUEIRA				TOYOTA STARLET 1.3 S	LEGEND	3	181.2	2	177.3	3	177.0	8	176.7	4	176.4	5	177.7
22	56	JOAO PAULO DA COSTA		JOAO PAULO DA COSTA				TOYOTA STARLET 1.3 S	LEGEND	4	174.1	2	173.3	8	172.5	10	171.1	3	171.1	7	172.4
23	52	PEDRO TEIXEIRA		PEDRO TEIXEIRA				FIAT PUNTO 85 SPORT	DESAFI	1	165.1	3	162.8	2	162.1	5	161.4	4	161.1	6	162.5
24	41	ANTONIO ALEXANDRE		ANTONIO ALEXANDRE				FIAT PUNTO 85 SPORT	DESAFI	2	157.6	2	155.6	5	155.1	7	154.9	3	154.0	8	155.4
25	34	MONTEIROS COMPETIÇ		ANTONIO GAGO				MINI	LEGEND	5	147.9	2	147.9	5	146.5	8	145.7	7	145.5	4	146.7
26	60	VELOSO AMARAL		VELOSO AMARAL				HILLMAN IMP	H71/TAÇ	1	140.0	7	137.2	5	137.0	6	136.7	1	81.2	9	126.4





Autodromo Int. do Algarve

CPV 1300 + CPVC

Race - 2

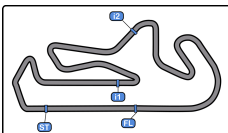
Fastest Laps Sequence

Autodromo do Algarve 4.653 m.



Lap	Time of Day	Session Time	Nº Entrant/Team	Nat	Driver 1	Nat	Driver 2	Nat	Vehicle	Cat	Time	Km/h
2	8:12:54.404	4:07.404	3 JOAO PEDRO MACEDO SILVA		JOAO PEDRO MACEDO SILVA				PORSCHE 911 RSR	H75	1:59.519	140.1
5	8:18:53.290	10:06.290	3 JOAO PEDRO MACEDO SILVA		JOAO PEDRO MACEDO SILVA				PORSCHE 911 RSR	H75	1:59.474	140.2





Autodromo Int. do Algarve

CPV 1300 + CPVC

Race - 2

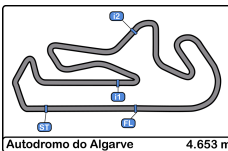
Event Best Maximum Speed

Autodromo do Algarve 4.653 m.



Nº	Entrant/Team	Nat	Driver 1	Nat	Driver 2	Nat	Vehicle	Cat	Km/h	Session
3	JOAO PEDRO MACEDO SILVA		JOAO PEDRO MACEDO SILVA				PORSCHE 911 RSR	H75	235.8	Race - 2
10	BRUNO CRISTÓVÃO FERNANDES DOS SANTOS		BRUNO CRISTÓVÃO FERNANDES				PORSCHE 911 RS	H75	232.2	Race - 2
2	RUI MANUEL LOPES ANJOS COSTA		RUI MANUEL LOPES ANJOS				FORD ESCORT RS 1600	H75	231.2	Race - 2
19	CLAUDIO ESTAFANIO FERNANDES VIEIRA		CLAUDIO ESTAFANIO				PORSCHE 911 RS	H75	230.7	Race - 2
6	JOAQUIM JORGE		JOAQUIM JORGE				FORD ESCORT RS 1600	H75	230.2	Free Practice
20	RUI FILIPE DE CASTRO FERREIRA ALVES		RUI FILIPE DE CASTRO				FORD ESCORT RS 1600	H75	226.4	Free Practice
24	ANTONIO JOSÉ MOREIRA DA CUNHA SOARES		ANTONIO JOSÉ MOREIRA DA				FORD ESCORT RS 1600	H75	226.4	Free Practice
67	MARCO NUNO DE LACERDA CAMPOS PINTO		MARCO NUNO DE LACERDA		SIMPLICITO DE BRITO CAMPOS		MAZDA CAPELLA	GRUPO	222.2	Race - 2
14	JOÃO CARLOS DA FONTE NOVO		JOÃO CARLOS DA FONTE NOVO				FORD ESCORT RS 1600	GRUPO	215.5	Free Practice
55	DOMINGOS MANUEL BOURBON DE SOUSA COUTINHO		DOMINGOS MANUEL BOURBON				BMW 2800 CS	H71	213.4	Race - 2
35	RICARDO JORGE RODRIGUES PEREIRA		RICARDO JORGE RODRIGUES				FORD ESCORT RS 2000	GRUPO	206.1	Race - 2
28	NUNO ROCHA OLIVEIRA BREDA		NUNO ROCHA OLIVEIRA BREDA				FORD ESCORT RS 2000	GRUPO	201.4	Free Practice
1	EDUARDO LUCIO PINTO SANTOS		EDUARDO SANTOS		PEDRO POÇAS		PORSCHE 924	H81	201.4	Race - 2
50	MONTEIROS COMPETIÇÕES		VITOR COSTA				LOTUS ELAN	H71	201.4	Race - 2
21	NUNO AUGUSTO		NUNO AUGUSTO		PEDRO LISBOA		FORD ESCORT MK I	GRUPO	197.4	Race - 2
5	LUÍS ALEGRIA		LUÍS ALEGRIA				DATSUN 1200	H75	196.7	Race - 2
16	PEDRO BARBOSA		PEDRO BARBOSA				DATSUN 1200	H75	186.2	Race - 2
47	RICARDO MANUEL HENRIQUES FERRÃO		RICARDO MANUEL HENRIQUES				OPEL CORSA A	LEGEND	184.3	Race - 2
17	DUARTE NUNO FERREIRA DOS SANTOS PINTO TRINDADE		DUARTE NUNO FERREIRA DOS				PEUGEOT 106 XSI	LEGEND	184.3	Race - 2
66	NELSON RESENDE		NELSON RESENDE				DATSUN 1200	H75	182.1	Race - 2
25	JORGE MANUEL CEQUEIRA		JORGE MANUEL CEQUEIRA				TOYOTA STARLET 1.3 S	LEGEND	181.2	Race - 2
31	CARLOS FERNANDO DE CARVALHO BARBOSA DA CRUZ		CARLOS FERNANDO DE				DATSUN 1200	H75	180.6	Free Practice
56	JOAO PAULO DA COSTA ARANTES		JOAO PAULO DA COSTA				TOYOTA STARLET 1.3 S	LEGEND	174.1	Race - 2
12	MIGUEL MARIA CONRADO MIGUEL		MIGUEL MARIA CONRADO				AUSTIN METRO	LEGEND	170.3	Qualifying
52	PEDRO TEIXEIRA		PEDRO TEIXEIRA				FIAT PUNTO 85 SPORT	DESAFI	167.4	Free Practice
7	CÂNDIDO GUILHERME MONTEIRO		CÂNDIDO GUILHERME		NUNO ANTONIO DA CRUZ		DATSUN 1200	H71	163.6	Free Practice
41	ANTONIO ALEXANDRE MACEDO		ANTONIO ALEXANDRE MACEDO				FIAT PUNTO 85 SPORT	DESAFI	157.6	Race - 2
34	MONTEIROS COMPETIÇÕES		ANTONIO GAGO				MINI	LEGEND	149.7	Free Practice
60	VELOSO AMARAL		VELOSO AMARAL				HILLMAN IMP	H71/TAÇ	140.0	Race - 2





Autodromo Int. do Algarve

CPV 1300 + CPVC

Race - 2

Lap Chart


Autodromo do Algarve 4.653 m.

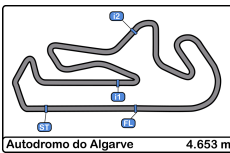


FEDERAÇÃO PORTUGUESA
DE AUTOMOBILISMO E KARTING

LAP

Nr	Po	1	2	3	4	5	6	7	8	9	10	11	12
3	1	3	3	3	3	3	3	3	3	3	3	3	3
6	2	6	6	6	2	6	2	2	2	2	2	2	2
2	3	2	2	2	6	2	14	14	14	14	14	14	14
14	4	14	14	14	14	20	24	24	24	24	24	24	24
24	5	24	20	20	20	14	10	10	10	10	10	10	10
20	6	20	24	24	24	24	19	19	19	19	19	19	19
10	7	10	10	10	10	10	35	35	35	35	35	35	35
19	8	19	19	19	19	19	5	5	5	5	5	5	5
35	9	35	67	67	67	67	67	67	67	67	67	67	67
67	10	67	35	35	35	35	1	1	25	16	16	16	16
28	11	28	28	5	5	5	16	16	16	25	25	25	25
5	12	5	5	28	1	1	25	25	1	1	1	1	1
55	13	55	55	1	16	16	66	17	17	17	17	17	17
1	14	1	1	16	25	25	21	7	7	21	21	21	21
7	15	7	25	25	66	66	7	21	21	7	7	7	7
25	16	25	16	66	7	7	17	47	47	47	47	47	56
16	17	16	7	7	21	21	47	56	56	56	56	47	47
66	18	66	66	21	17	17	56	52	52	52	52	52	52
17	19	17	17	17	47	47	52	41	41	41	41	41	41
50	20	50	21	47	50	56	41	34	34	34	34	34	34
21	21	21	47	50	56	50	34	60	60	60	60	60	60
47	22	47	50	56	52	52	60	60	60	60	60	60	60
52	23	52	56	52	41	41	41	41	41	41	41	41	41
56	24	56	52	41	34	34	34	34	34	34	34	34	34
41	25	41	41	34	60	60	60	60	60	60	60	60	60
34	26	34	34	60	60	60	60	60	60	60	60	60	60
60	27	60	60	60	60	60	60	60	60	60	60	60	60

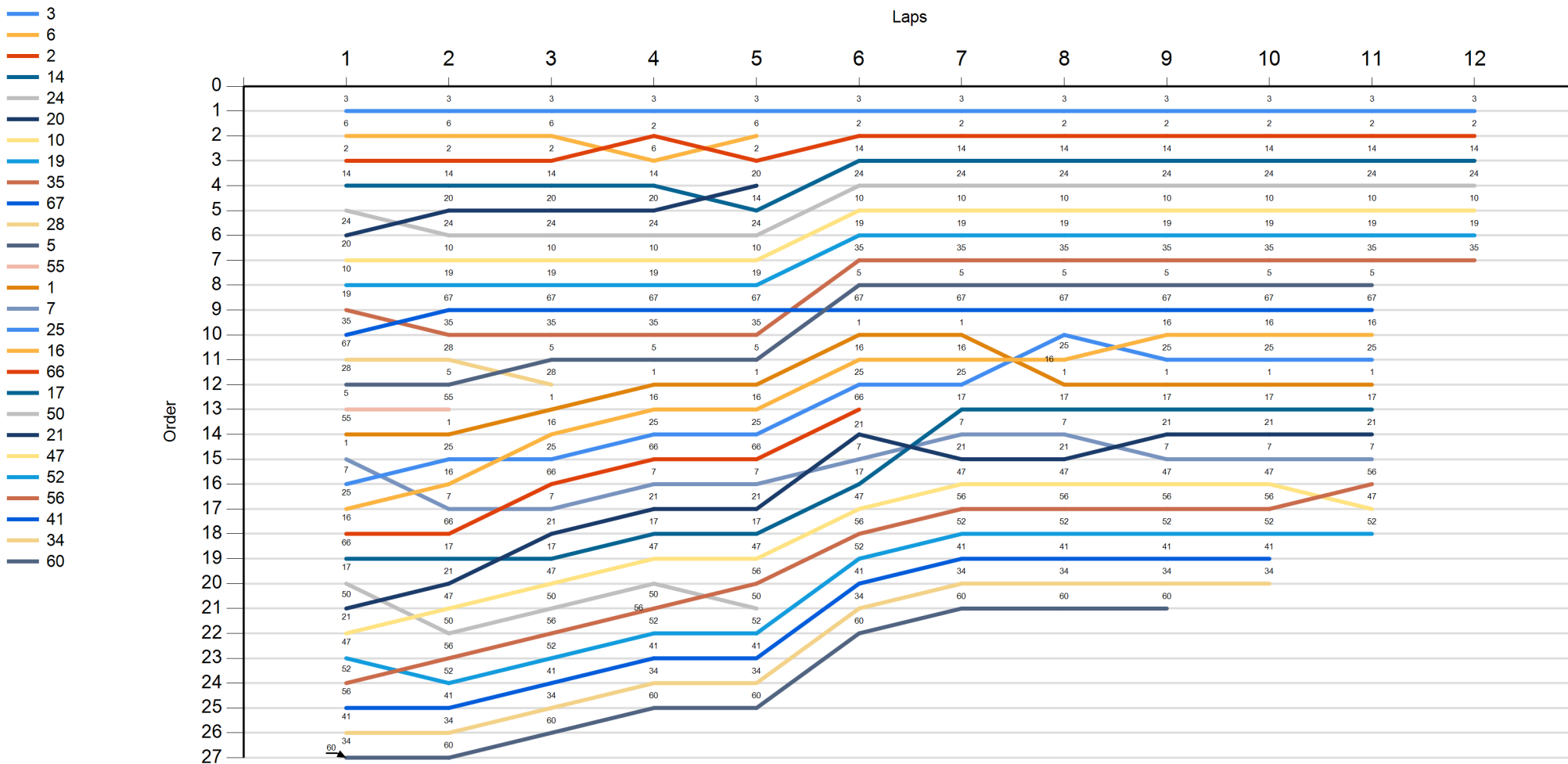


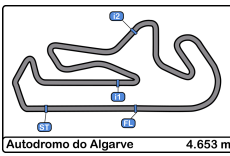


Autodromo Int. do Algarve
CPV 1300 + CPVC
Race - 2
Graphic Lap Chart



FEDERAÇÃO PORTUGUESA
DE AUTOMOBILISMO E KARTING



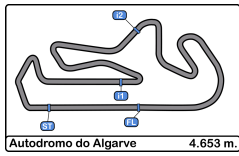


Autodromo Int. do Algarve
CPV 1300 + CPVC
Race - 2
Pit Stop Analysis



Ord.	Nr.	In Day Time	Entrant/Team	Nat	Driver 1	Nat	Driver 2	Nat	Vehicle	Cat	In Time	Stop N°	Pit Time	Handicap	Diff.
1	50	8:21:24.543	MONTEIROS COMPETIÇÕES		VITOR COSTA				LOTUS ELAN	H71	12:37.390	1	4:01.839		

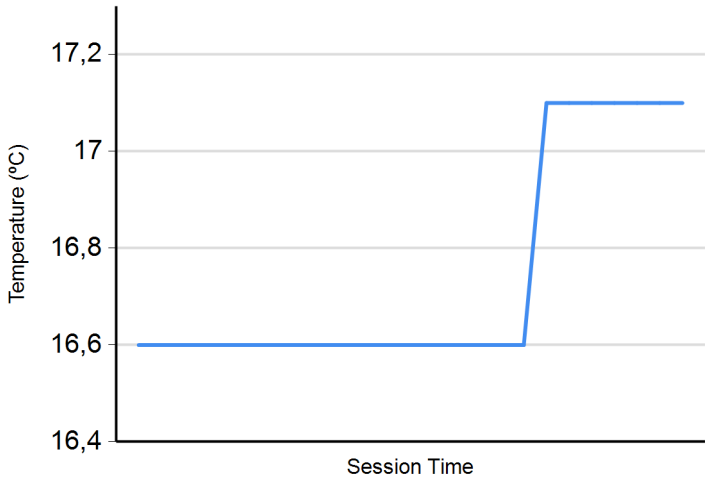




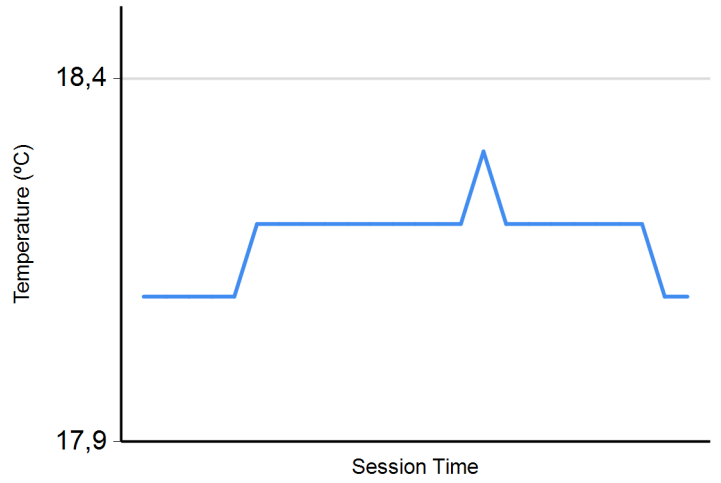
Autodromo Int. do Algarve
CPV 1300 + CPVC
Race - 2
Weather Report



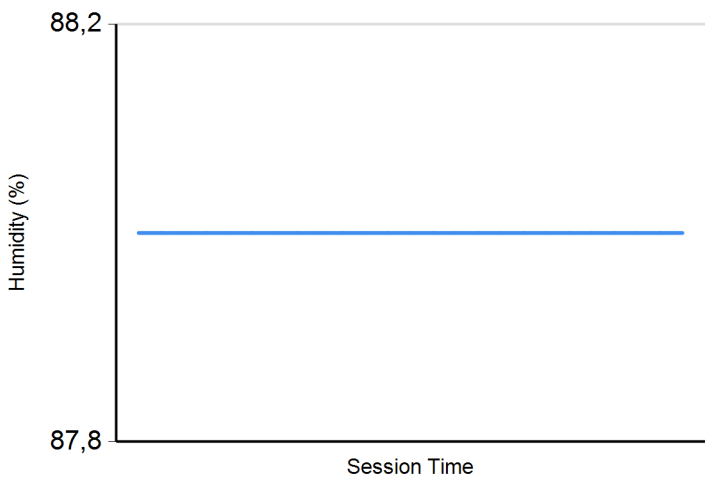
Air Temperature



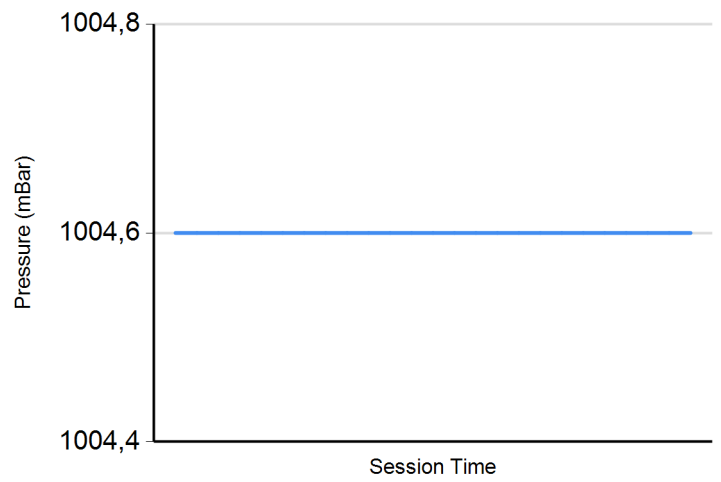
Track Temperature



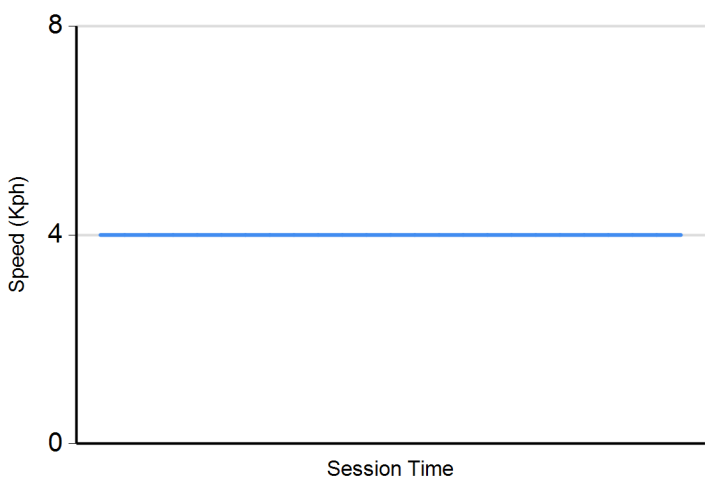
Humidity



Pressure



Wind Speed



Wind direction

North = 0°/360° Est = 90° South = 180° West = 270°

