

# Autodromo Int. do Algarve

## CPVL + CPVSL

### Free Practice

#### Provisional Results

Autodromo do Algarve 4.653 m.



Cls	Nº	Entrant/Team	Nat	Driver 1	Nat	Driver 2	Nat	Vehicle	Cat	Cls	Laps	Best	Time	Gap	Interval	Km/h
1	15	PAULO SOUSA		PAULO SOUSA				BMW E 36 M3	L99	1	6	5	2:05.582			133.3
2	68	PAULO VIEIRA		PAULO VIEIRA				BMW E 36 M3	L99	2	9	8	2:08.822	3.240	3.240	130.0
3	174	JOÃO MANUEL CALADO		JOÃO MANUEL CALADO LUIS				RENAULT SPIDER TROPHY	LEGEND	1	10	9	2:08.823	3.241	0.001	130.0
4	21	JOSÉ ANTÓNIO RIBEIRO		JOSÉ ANTÓNIO RIBEIRO				BMW E 30 M3	L90	1	8	7	2:12.032	6.450	3.209	126.8
5	171	HUGO BRANQUINHO		HUGO BRANQUINHO				RENAULT CLIO 2 CUP	SUPER	1	9	8	2:12.478	6.896	0.446	126.4
6	48	JOSE MIGUEL VASQUES DE		JOSE MIGUEL VASQUES DE				HONDA INTEGRA TYPE R	L99 / TA	1	9	8	2:12.526	6.944	0.048	126.3
7	66	ANTONIO CARLOS TEIXEIRA PINTO DE FARIAS		ANTONIO CARLOS TEIXEIRA				BMW M3	L99	3	10	9	2:13.090	7.508	0.564	125.8
8	115	ANTONIO MANUEL DE CARVALHO DIAS DUARTE		ANTONIO MANUEL DE		TELMO NUNES COSTA NUNES		RENAULT CLIO CUP	SUPER	2	9	4	2:14.078	8.496	0.988	124.9
9	163	ELEUTÉRIO DUARTE		ELEUTÉRIO DUARTE				RENAULT CLIO RS 2	SUPER	3	5	4	2:14.353	8.771	0.275	124.6
10	121	JOAO PAULO RODRIGUES MOREIRA DE SOUSA		JOAO PAULO RODRIGUES				BMW E 30	SUPER	1	6	4	2:16.254	10.672	1.901	122.9
11	155	RAUL DELGADO		RAUL DELGADO		ESTEVAO OLIVEIRA		HONDA CIVIC CARS & VIBES	SUPER	4	10	9	2:16.364	10.782	0.110	122.8
12	156	KEVIN MADSEN		KEVIN MADSEN				HONDA CIVIC CARS & VIBES	SUPER	5	9	5	2:16.868	11.286	0.504	122.3
13	150	FILIFE FERREIRA		FILIFE FERREIRA				HONDA CIVIC CARS & VIBES	SUPER	6	8	7	2:17.019	11.437	0.151	122.2
14	54	ANTONIO JOSE SANTOS		ANTONIO JOSE SANTOS				PEUGEOT 306 GTI	L99 / TA	2	10	9	2:17.841	12.259	0.822	121.5
15	96	MIGUEL ANGELO		MIGUEL ANGELO RODRIGUES				CITROEN SAXO	L99 / TA	1	5	5	2:18.595	13.013	0.754	120.8
16	113	RUI MIGUEL FERREIRA SI		RUI MIGUEL FERREIRA SILVA				RENAULT CLIO SPORT RS	SUPER	1	5	4	2:18.789	13.207	0.194	120.6
17	151	EDUARDO LEITÃO		EDUARDO LEITÃO				HONDA CIVIC CARS & VIBES	SUPER	7	9	4	2:19.259	13.677	0.470	120.2
18	50	LUIS IMPÉRIO		LUIS IMPÉRIO				BMW 320 IS	LEG TR	1	9	4	2:19.521	13.939	0.262	120.0
19	63	JOAO MIGUEL GOMES PEREIRA		JOAO MIGUEL GOMES				VOLKSWAGEN GOLF GTI	L90 / TA	1	8	4	2:19.710	14.128	0.189	119.8
20	187	JOAO PAULO MACHADO DE		JOAO PAULO MACHADO DE		JOAO ROCHA PINTO		NISSAN 350 Z	SUPER	2	3	3	2:21.493	15.911	1.783	118.3
21	64	JOSÉ LUIS LEAL MOTA		JOSÉ LUIS LEAL MOTA				CITROEN SAXO	L99 / TA	2	10	9	2:22.092	16.510	0.599	117.8
22	99	SERGIO MANUEL DA CUNHA		SERGIO MANUEL DA CUNHA				HONDA CIVIC	L90 / TA	1	6	5	2:22.628	17.046	0.536	117.4
23	44	FRANCISCO MARIA MARQUES DA SILVA		GONÇALO NOVO				PEUGEOT 106 GTI	L99 / TA	3	5	4	2:27.613	22.031	4.985	113.4
24	111	MANUEL PEDRO DE ALMEIDA FERREIRA		MANUEL PEDRO DE ALMEIDA		HUGO FILIFE RIBEIRO		BMW 320 D	SUPER	3	6	2	2:28.910	23.328	1.297	112.4
25	61	MARCO BASILIO		MARCO BASILIO				HONDA CIVIC	L90 / TA	2	7	4	2:30.636	25.054	1.726	111.2
26	159	GUILHERME OLIVEIRA		GUILHERME OLIVEIRA				HONDA CIVIC CARS & VIBES	SUPER	8	6	5	2:32.301	26.719	1.665	109.9
27	37	MANUEL ANTONIO GOME		MANUEL ANTONIO GOMES				CITROEN SAXO CUP	L99 / TA	4	7	4	2:33.048	27.466	0.747	109.4
28	119	JOSÉ ACÁCIO BARROCA C. DE CALAZANS DUARTE		JOSÉ CALAZANS				RENAULT SPIDER TROPHY	SUPER	4	6	5	2:34.737	29.155	1.689	108.2
29	65	NUNO BASILIO		NUNO BASILIO				HONDA CIVIC	L90 / TA	3	9	8	2:35.712	30.130	0.975	107.5
30	23	ARLINDO BECA		ARLINDO BECA				TOYOTA CARINA E	LEGEND	2	7	6	2:36.990	31.408	1.278	106.6
31	160	PAULO LOPES PORTO		MIGUEL PORTO		PAULO LOPES PORTO		HONDA CIVIC CARS & VIBES	SUPER	9	6	5	2:41.496	35.914	4.506	103.7
32	153	VINCENT LAMBEDAN		VINCENT LAMBEDAN				HONDA CIVIC CARS & VIBES	SUPER	10	4	4	2:51.129	45.547	9.633	97.8
33	92	VICENTE MANUEL SERRÃO		VICENTE MANUEL SERRÃO				VOLKSWAGEN GOLF 4	L90 / L99	1	9	5	2:52.131	46.549	1.002	97.3
34	118	FRANCISCO MARQUES		FRANCISCO MARQUES				LOTUS ELISE	SUPER	5	2	2	10:43.369	8:37.787	7:51.238	26.0

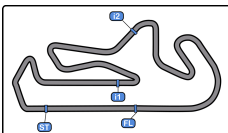
Published at:.....

Track Temp: 38.4 °C Air Temp: 22.1 °C Humidity: 43 % Track Status: DRY

Race Director:

Timekeeper:





Autodromo Int. do Algarve

CPVL + CPVSL

Free Practice

Provisional Results

Autodromo do Algarve 4.653 m.



Cls	Nº	Entrant/Team	Nat	Driver 1	Nat	Driver 2	Nat	Vehicle	Cat	Cls	Laps	Best	Time	Gap	Interval	Km/h
35	69	RICARDO JORGE MARQUES		RICARDO JORGE MARQUES				HONDA CIVIC	L99 / TA	5	1	1	13:12:44.7	13:10:39.	13:02:01.	00.0
36	87	PAULO RUI MOURA FERR		PAULO RUI MOURA FERR				RENAULT CLIO 16V	L99 / TA	1	1	1	13:14:36.4	13:12:30.	1:51.669	00.0

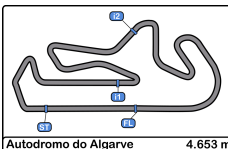
Published at:.....

Track Temp: 38.4 °C Air Temp: 22.1 °C Humidity: 43 % Track Status: DRY

Race Director:

Timekeeper:





**Autodromo Int. do Algarve**  
**CPVL + CPVSL**  
**Free Practice**  
**Provisional Results by Category**



L99																
Cls	Nº	Entrant/Team	Nat	Driver 1	Nat	Driver 2	Nat	Vehicle	Cat	Cls	Laps	Best	Time	Gap	Interval	Km/h
1	15	PAULO SOUSA		PAULO SOUSA				BMW E 36 M3	L99	1	6	5	2:05.582			133.3
2	68	PAULO VIEIRA		PAULO VIEIRA				BMW E 36 M3	L99	2	9	8	2:08.822	3.240	3.240	130.0
3	66	ANTONIO CARLOS TEIXEIRA PINTO DE RABROS		ANTONIO CARLOS TEIXEIRA				BMW M3	L99	3	10	9	2:13.090	7.508	4.268	125.8

LEGENDS TROPHY																
Cls	Nº	Entrant/Team	Nat	Driver 1	Nat	Driver 2	Nat	Vehicle	Cat	Cls	Laps	Best	Time	Gap	Interval	Km/h
1	174	JOÃO MANUEL CALADO		JOÃO MANUEL CALADO LUIS				RENAULT SPIDER TROPHY	LEGEND	1	10	9	2:08.823			130.0
2	23	ARLINDO BECA		ARLINDO BECA				TOYOTA CARINA E	LEGEND	2	7	6	2:36.990	28.167	28.167	106.6

L90																
Cls	Nº	Entrant/Team	Nat	Driver 1	Nat	Driver 2	Nat	Vehicle	Cat	Cls	Laps	Best	Time	Gap	Interval	Km/h
1	21	JOSÉ ANTÓNIO RIBEIRO		JOSÉ ANTÓNIO RIBEIRO				BMW E 30 M3	L90	1	8	7	2:12.032			126.8

SUPER TROPHY																
Cls	Nº	Entrant/Team	Nat	Driver 1	Nat	Driver 2	Nat	Vehicle	Cat	Cls	Laps	Best	Time	Gap	Interval	Km/h
1	171	HUGO BRANQUINHO		HUGO BRANQUINHO				RENAULT CLIO 2 CUP	SUPER	1	9	8	2:12.478			126.4
2	115	ANTONIO MANUEL DE CARVALHO DIAS DIABRTE		ANTONIO MANUEL DE		TELMO NUNES COSTA NUNES		RENAULT CLIO CUP	SUPER	2	9	4	2:14.078	1.600	1.600	124.9
3	163	ELEUTÉRIO DUARTE		ELEUTÉRIO DUARTE				RENAULT CLIO RS 2	SUPER	3	5	4	2:14.353	1.875	0.275	124.6
4	155	RAUL DELGADO		RAUL DELGADO		ESTEVIÃO OLIVEIRA		HONDA CIVIC CARS & VIBES	SUPER	4	10	9	2:16.364	3.886	2.011	122.8
5	156	KEVIN MADSEN		KEVIN MADSEN				HONDA CIVIC CARS & VIBES	SUPER	5	9	5	2:16.868	4.390	0.504	122.3
6	150	FILIPPE FERREIRA		FILIPPE FERREIRA				HONDA CIVIC CARS & VIBES	SUPER	6	8	7	2:17.019	4.541	0.151	122.2
7	151	EDUARDO LEITÃO		EDUARDO LEITÃO				HONDA CIVIC CARS & VIBES	SUPER	7	9	4	2:19.259	6.781	2.240	120.2
8	159	GUILHERME OLIVEIRA		GUILHERME OLIVEIRA				HONDA CIVIC CARS & VIBES	SUPER	8	6	5	2:32.301	19.823	13.042	109.9
9	160	PAULO LOPES PORTO		MIGUEL PORTO		PAULO LOPES PORTO		HONDA CIVIC CARS & VIBES	SUPER	9	6	5	2:41.496	29.018	9.195	103.7
10	153	VINCENT LAMBEDAN		VINCENT LAMBEDAN				HONDA CIVIC CARS & VIBES	SUPER	10	4	4	2:51.129	38.651	9.633	97.8

L99 / TAÇA LEGENDS 2000																
Cls	Nº	Entrant/Team	Nat	Driver 1	Nat	Driver 2	Nat	Vehicle	Cat	Cls	Laps	Best	Time	Gap	Interval	Km/h
1	48	JOSE MIGUEL VASQUES DE		JOSE MIGUEL VASQUES DE				HONDA INTEGRA TYPE R	L99 / TA	1	9	8	2:12.526			126.3
2	54	ANTONIO JOSE SANTOS		ANTONIO JOSE SANTOS				PEUGEOT 306 GTI	L99 / TA	2	10	9	2:17.841	5.315	5.315	121.5

SUPER EXTRA																
Cls	Nº	Entrant/Team	Nat	Driver 1	Nat	Driver 2	Nat	Vehicle	Cat	Cls	Laps	Best	Time	Gap	Interval	Km/h
1	121	JOAO PAULO RODRIGUES MOREIRA DE SOUSA		JOAO PAULO RODRIGUES				BMW E 30	SUPER	1	6	4	2:16.254			122.9

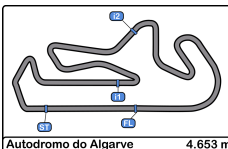
Published at:.....

Track Temp: 38.4 °C Air Temp: 22.1 °C Humidity: 43 % Track Status: DRY

Race Director:

Timekeeper:





**Autodromo Int. do Algarve**  
**CPVL + CPVSL**  
**Free Practice**  
**Provisional Results by Category**



SUPER EXTRA																
Cls	Nº	Entrant/Team	Nat	Driver 1	Nat	Driver 2	Nat	Vehicle	Cat	Cls	Laps	Best	Time	Gap	Interval	Km/h
2	187	JOAO PAULO MACHADO DE		JOAO PAULO MACHADO DE		JOAO ROCHA PINTO		NISSAN 350 Z	SUPER	2	3	3	2:21.493	5.239	5.239	118.3
3	111	MANUEL PEDRO DE ALMEIDA		MANUEL PEDRO DE ALMEIDA		HUGO FILIPE RIBEIRO		BMW 320 D	SUPER	3	6	2	2:28.910	12.656	7.417	112.4
4	119	JOSÉ ACÁCIO BARROCA C. DE CALAZANS DUARTE		JOSÉ CALAZANS				RENAULT SPIDER TROPHY	SUPER	4	6	5	2:34.737	18.483	5.827	108.2
5	118	FRANCISCO MARQUES		FRANCISCO MARQUES				LOTUS ELISE	SUPER	5	2	2	10:43.369	8:27.115	8:08.632	26.0

L99 / TAÇA LEGENDS 1600																
Cls	Nº	Entrant/Team	Nat	Driver 1	Nat	Driver 2	Nat	Vehicle	Cat	Cls	Laps	Best	Time	Gap	Interval	Km/h
1	96	MIGUEL ANGELO		MIGUEL ANGELO RODRIGUES				CITROEN SAXO	L99 / TA	1	5	5	2:18.595			120.8
2	64	JOSÉ LUIS LEAL MOTA		JOSÉ LUIS LEAL MOTA				CITROEN SAXO	L99 / TA	2	10	9	2:22.092	3.497	3.497	117.8
3	44	FRANCISCO MARIA MARQUES DA SILVA		GONÇALO NOVO				PEUGEOT 106 GTI	L99 / TA	3	5	4	2:27.613	9.018	5.521	113.4
4	37	MANUEL ANTONIO GOME		MANUEL ANTONIO GOMES				CITROEN SAXO CUP	L99 / TA	4	7	4	2:33.048	14.453	5.435	109.4
5	69	RICARDO JORGE MARQUES		RICARDO JORGE MARQUES				HONDA CIVIC	L99 / TA	5	1	1	13:12:44.7	13:10:26.	13:10:11.	00.0

SUPER TURISMO																
Cls	Nº	Entrant/Team	Nat	Driver 1	Nat	Driver 2	Nat	Vehicle	Cat	Cls	Laps	Best	Time	Gap	Interval	Km/h
1	113	RUI MIGUEL FERREIRA SI		RUI MIGUEL FERREIRA SILVA				RENAULT CLIO SPORT RS	SUPER	1	5	4	2:18.789			120.6

LEG TROPHY / TAÇA LEG 2000																
Cls	Nº	Entrant/Team	Nat	Driver 1	Nat	Driver 2	Nat	Vehicle	Cat	Cls	Laps	Best	Time	Gap	Interval	Km/h
1	50	LUIS IMPÉRIO		LUIS IMPÉRIO				BMW 320 IS	LEG TR	1	9	4	2:19.521			120.0

L90 / TAÇA LEGENDS 2000																
Cls	Nº	Entrant/Team	Nat	Driver 1	Nat	Driver 2	Nat	Vehicle	Cat	Cls	Laps	Best	Time	Gap	Interval	Km/h
1	63	JOAO MIGUEL GOMES PEREIRA		JOAO MIGUEL GOMES				VOLKSWAGEN GOLF GTI	L90 / TA	1	8	4	2:19.710			119.8

L90 / TAÇA LEGENDS 1600																
Cls	Nº	Entrant/Team	Nat	Driver 1	Nat	Driver 2	Nat	Vehicle	Cat	Cls	Laps	Best	Time	Gap	Interval	Km/h
1	99	SERGIO MANUEL DA CUNHA		SERGIO MANUEL DA CUNHA				HONDA CIVIC	L90 / TA	1	6	5	2:22.628			117.4
2	61	MARCO BASILIO		MARCO BASILIO				HONDA CIVIC	L90 / TA	2	7	4	2:30.636	8.008	8.008	111.2
3	65	NUNO BASILIO		NUNO BASILIO				HONDA CIVIC	L90 / TA	3	9	8	2:35.712	13.084	5.076	107.5

L90 / L99																
Cls	Nº	Entrant/Team	Nat	Driver 1	Nat	Driver 2	Nat	Vehicle	Cat	Cls	Laps	Best	Time	Gap	Interval	Km/h
1	92	VICENTE MANUEL SERRÃO		VICENTE MANUEL SERRÃO				VOLKSWAGEN GOLF 4	L90 / L99	1	9	5	2:52.131			97.3

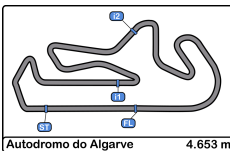
Published at:.....

Track Temp: 38.4 °C Air Temp: 22.1 °C Humidity: 43 % Track Status: DRY

Race Director:

Timekeeper:





Autodromo Int. do Algarve

CPVL + CPVSL

Free Practice

Provisional Results by Category

Autodromo do Algarve 4.653 m.



FEDERAÇÃO PORTUGUESA DE AUTOMOBILISMO E KARTING

L99 / TAÇA LEGEND 2000

Cls	Nº	Entrant/Team	Nat	Driver 1	Nat	Driver 2	Nat	Vehicle	Cat	Cls	Laps	Best	Time	Gap	Interval	Km/h
1	87	PAULO RUI MOURA FERR		PAULO RUI MOURA FERR				RENAULT CLIO 16V	L99 / TA	1	1	1	13:14:36.4			00.0

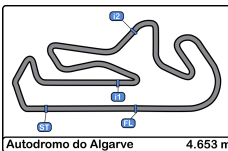
Published at:.....

Track Temp: 38.4 °C Air Temp: 22.1 °C Humidity: 43 % Track Status: DRY

Race Director:

Timekeeper:





**Autodromo Int. do Algarve**  
**CPVL + CPVSL**  
**Free Practice**  
**Provisional Results by Class**



Autodromo do Algarve 4.653 m.

CPVL																
Cls	Nº	Entrant/Team	Nat	Driver 1	Nat	Driver 2	Nat	Vehicle	Cat	Cls	Laps	Best	Time	Gap	Interval	Km/h
1	15	PAULO SOUSA		PAULO SOUSA				BMW E 36 M3	CPVL	1	6	5	2:05.582			133.3
2	68	PAULO VIEIRA		PAULO VIEIRA				BMW E 36 M3	CPVL	2	9	8	2:08.822	3.240	3.240	130.0
3	174	JOÃO MANUEL CALADO		JOÃO MANUEL CALADO LUIS				RENAULT SPIDER TROPHY	CPVL	3	10	9	2:08.823	3.241	0.001	130.0
4	21	JOSÉ ANTÓNIO RIBEIRO		JOSÉ ANTÓNIO RIBEIRO				BMW E 30 M3	CPVL	4	8	7	2:12.032	6.450	3.209	126.8
5	48	JOSE MIGUEL VASQUES DE		JOSE MIGUEL VASQUES DE				HONDA INTEGRA TYPE R	CPVL	5	9	8	2:12.526	6.944	0.494	126.3
6	66	ANTONIO CARLOS TEIXEIRA PINTO DE RABRICO		ANTONIO CARLOS TEIXEIRA				BMW M3	CPVL	6	10	9	2:13.090	7.508	0.564	125.8
7	54	ANTONIO JOSE SANTOS		ANTONIO JOSE SANTOS				PEUGEOT 306 GTI	CPVL	7	10	9	2:17.841	12.259	4.751	121.5
8	96	MIGUEL ANGELO		MIGUEL ANGELO RODRIGUES				CITROEN SAXO	CPVL	8	5	5	2:18.595	13.013	0.754	120.8
9	50	LUIS IMPÉRIO		LUIS IMPÉRIO				BMW 320 IS	CPVL	9	9	4	2:19.521	13.939	0.926	120.0
10	63	JOAO MIGUEL GOMES PEREIRA		JOAO MIGUEL GOMES				VOLKSWAGEN GOLF GTI	CPVL	10	8	4	2:19.710	14.128	0.189	119.8
11	64	JOSÉ LUIS LEAL MOTA		JOSÉ LUIS LEAL MOTA				CITROEN SAXO	CPVL	11	10	9	2:22.092	16.510	2.382	117.8
12	99	SERGIO MANUEL DA CUNHA		SERGIO MANUEL DA CUNHA				HONDA CIVIC	CPVL	12	6	5	2:22.628	17.046	0.536	117.4
13	44	FRANCISCO MARIA MARQUES DA SILVA		GONÇALO NOVO				PEUGEOT 106 GTI	CPVL	13	5	4	2:27.613	22.031	4.985	113.4
14	61	MARCO BASILIO		MARCO BASILIO				HONDA CIVIC	CPVL	14	7	4	2:30.636	25.054	3.023	111.2
15	37	MANUEL ANTONIO GOME		MANUEL ANTONIO GOMES				CITROEN SAXO CUP	CPVL	15	7	4	2:33.048	27.466	2.412	109.4
16	65	NUNO BASILIO		NUNO BASILIO				HONDA CIVIC	CPVL	16	9	8	2:35.712	30.130	2.664	107.5
17	23	ARLINDO BECA		ARLINDO BECA				TOYOTA CARINA E	CPVL	17	7	6	2:36.990	31.408	1.278	106.6
18	92	VICENTE MANUEL SERRÃO		VICENTE MANUEL SERRÃO				VOLKSWAGEN GOLF 4	CPVL	18	9	5	2:52.131	46.549	15.141	97.3
19	69	RICARDO JORGE MARQUES		RICARDO JORGE MARQUES				HONDA CIVIC	CPVL	19	1	1	13:12:44.7	13:10:39.	13:09:52.	00.0
20	87	PAULO RUI MOURA FERR		PAULO RUI MOURA FERR				RENAULT CLIO 16V	CPVL	20	1	1	13:14:36.4	13:12:30.	1:51.669	00.0

CPVSL																
Cls	Nº	Entrant/Team	Nat	Driver 1	Nat	Driver 2	Nat	Vehicle	Cat	Cls	Laps	Best	Time	Gap	Interval	Km/h
1	171	HUGO BRANQUINHO		HUGO BRANQUINHO				RENAULT CLIO 2 CUP	CPVSL	1	9	8	2:12.478			126.4
2	115	ANTONIO MANUEL DE CARVALHO DIAS DIARTE		ANTONIO MANUEL DE		TELMO NUNES COSTA NUNES		RENAULT CLIO CUP	CPVSL	2	9	4	2:14.078	1.600	1.600	124.9
3	163	ELEUTÉRIO DUARTE		ELEUTÉRIO DUARTE				RENAULT CLIO RS 2	CPVSL	3	5	4	2:14.353	1.875	0.275	124.6
4	121	JOAO PAULO RODRIGUES MOREIRA DE SOUSA		JOAO PAULO RODRIGUES				BMW E 30	CPVSL	4	6	4	2:16.254	3.776	1.901	122.9
5	155	RAUL DELGADO		RAUL DELGADO		ESTEVÃO OLIVEIRA		HONDA CIVIC CARS & VIBES	CPVSL	5	10	9	2:16.364	3.886	0.110	122.8
6	156	KEVIN MADSEN		KEVIN MADSEN				HONDA CIVIC CARS & VIBES	CPVSL	6	9	5	2:16.868	4.390	0.504	122.3
7	150	FILIPPE FERREIRA		FILIPPE FERREIRA				HONDA CIVIC CARS & VIBES	CPVSL	7	8	7	2:17.019	4.541	0.151	122.2
8	113	RUI MIGUEL FERREIRA SI		RUI MIGUEL FERREIRA SILVA				RENAULT CLIO SPORT RS	CPVSL	8	5	4	2:18.789	6.311	1.770	120.6
9	151	EDUARDO LEITÃO		EDUARDO LEITÃO				HONDA CIVIC CARS & VIBES	CPVSL	9	9	4	2:19.259	6.781	0.470	120.2
10	187	JOAO PAULO MACHADO DE		JOAO PAULO MACHADO DE		JOAO ROCHA PINTO		NISSAN 350 Z	CPVSL	10	3	3	2:21.493	9.015	2.234	118.3

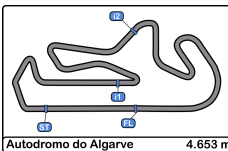
Published at:.....

Track Temp: 38.4 °C Air Temp: 22.1 °C Humidity: 43 % Track Status: DRY

Race Director:

Timekeeper:





**Autodromo Int. do Algarve**  
**CPVL + CPVSL**  
**Free Practice**  
**Provisional Results by Class**

Autodromo do Algarve 4.653 m.



CPVSL																
Cls	Nº	Entrant/Team	Nat	Driver 1	Nat	Driver 2	Nat	Vehicle	Cat	Cls	Laps	Best	Time	Gap	Interval	Km/h
11	111	MANUEL PEDRO DE ALMEIDA		MANUEL PEDRO DE ALMEIDA		HUGO FILIPE RIBEIRO		BMW 320 D	CPVSL	11	6	2	2:28.910	16.432	7.417	112.4
12	159	GUILHERME OLIVEIRA		GUILHERME OLIVEIRA				HONDA CIVIC CARS & VIBES	CPVSL	12	6	5	2:32.301	19.823	3.391	109.9
13	119	JOSÉ AÇÁCIO BARROCA C. DE CALAZANS DUARTE		JOSÉ CALAZANS				RENAULT SPIDER TROPHY	CPVSL	13	6	5	2:34.737	22.259	2.436	108.2
14	160	PAULO LOPES PORTO		MIGUEL PORTO		PAULO LOPES PORTO		HONDA CIVIC CARS & VIBES	CPVSL	14	6	5	2:41.496	29.018	6.759	103.7
15	153	VINCENT LAMBEDAN		VINCENT LAMBEDAN				HONDA CIVIC CARS & VIBES	CPVSL	15	4	4	2:51.129	38.651	9.633	97.8
16	118	FRANCISCO MARQUES		FRANCISCO MARQUES				LOTUS ELISE	CPVSL	16	2	2	10:43.369	8:30.891	7:52.240	26.0

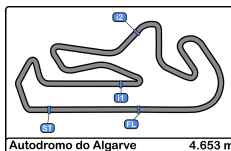
Published at:.....

Track Temp: 38.4 °C Air Temp: 22.1 °C Humidity: 43 % Track Status: DRY

Race Director:

Timekeeper:





**Autodromo Int. do Algarve**  
**CPVL + CPVSL**  
**Free Practice**  
**Lap Analysis**



**15** PAULO SOUSA BMW E 36 M3 **48** JOSE MIGUEL VASQUES DE ALMEIDA HONDA INTEGRA TYPE R  
 L99 PAULO SOUSA L99 / TAÇA JOSE MIGUEL VASQUES DE

Lap	D	Time	Sector 1	Sector 2	Sector 3	T. Spd	Elapsed
1		13:13:22.599	13:11:35.852	54.114	52.633		13:13:22.599
2		2:40.807 P	41.484	47.692	1:11.631	220.4	13:16:03.406
3		9:01.098	7:26.261	44.493	50.344		13:25:04.504
4		2:08.748	39.808	42.438	46.502	223.1	13:27:13.252
5		<b>2:05.582</b>	39.965	<b>40.128</b>	<b>45.489</b>	227.3	13:29:18.834
6		2:49.356 P	<b>39.455</b>	50.344	1:19.557	231.2	13:32:08.190

Lap	D	Time	Sector 1	Sector 2	Sector 3	T. Spd	Elapsed
1		13:13:31.474	13:11:47.129	50.935	53.410		13:13:31.474
2		3:02.990 P	48.852	53.528	1:20.610	180.6	13:16:34.464
3		8:39.304	7:03.830	45.652	49.822		13:25:13.768
4		2:15.978	42.764	44.232	48.982	206.1	13:27:29.746
5		2:17.390	43.490	44.999	48.901	203.7	13:29:47.136
6		3:16.190 P	46.684	50.152	1:39.354	205.3	13:33:03.326
7		4:55.885	3:22.378	44.203	49.304		13:37:59.211
8		<b>2:12.526</b>	<b>41.854</b>	<b>43.371</b>	<b>47.301</b>	210.1	13:40:11.737
9		3:03.554 P	50.916	56.267	1:16.371	176.4	13:43:15.291

**21** JOSÉ ANTÓNIO RIBEIRO MEIRELES BMW E 30 M3  
 L90 JOSÉ ANTÓNIO RIBEIRO

Lap	D	Time	Sector 1	Sector 2	Sector 3	T. Spd	Elapsed
1		13:13:59.621 P	13:11:47.889	57.174	1:14.558		13:13:59.621
2		10:39.990	8:58.646	50.426	50.918		13:24:39.611
3		2:21.977	45.812	46.714	49.451	178.5	13:27:01.588
4		2:16.841	43.641	45.173	48.027	186.8	13:29:18.429
5		3:08.021 P	41.858	1:00.396	1:25.767	204.5	13:32:26.450
6		5:15.160	3:43.115	44.413	<b>47.632</b>		13:37:41.610
7		<b>2:12.032</b>	41.049	<b>42.000</b>	48.983	216.0	13:39:53.642
8		2:53.461 P	<b>40.449</b>	46.345	1:26.667	218.1	13:42:47.103

**50** LUIS IMPÉRIO BMW 320 IS  
 LEG LUIS IMPÉRIO

Lap	D	Time	Sector 1	Sector 2	Sector 3	T. Spd	Elapsed
1		13:13:26.842	13:11:38.617	54.790	53.435		13:13:26.842
2		2:55.770 P	46.415	53.912	1:15.443	194.5	13:16:22.612
3		8:49.531	7:10.206	47.517	51.808		13:25:12.143
4		<b>2:19.521</b>	<b>44.213</b>	45.628	49.680	196.7	13:27:31.664
5		2:23.364	44.470	49.429	<b>49.465</b>	206.1	13:29:55.028
6		3:27.935 P	55.683	53.153	1:39.099	174.7	13:33:22.963
7		4:39.572	2:57.840	<b>44.287</b>	57.445		13:38:02.535
8		2:19.799	44.298	44.567	50.934	202.2	13:40:22.334
9		3:04.906 P	56.503	1:00.362	1:08.041	144.0	13:43:27.240

**23** ARLINDO BECA TOYOTA CARINA E  
 LEGENDS ARLINDO BECA

Lap	D	Time	Sector 1	Sector 2	Sector 3	T. Spd	Elapsed
1		13:15:22.851 P	13:13:15.184	53.237	1:14.430		13:15:22.851
2		9:55.753	8:04.575	52.725	58.453		13:25:18.604
3		2:39.569	50.899	51.753	56.917	173.6	13:27:58.173
4		2:57.069 P	50.779	51.192	1:15.098	154.9	13:30:55.242
5		6:52.994	5:05.106	51.945	<b>55.943</b>		13:37:48.236
6		<b>2:36.990</b>	<b>50.362</b>	<b>50.317</b>	56.311	177.6	13:40:25.226
7		3:09.280 P	56.606	59.229	1:13.445	113.6	13:43:34.506

**54** ANTONIO JOSE SANTOS SARABANDO PEUGEOT 306 GTI  
 L99 / TAÇA ANTONIO JOSE SANTOS

Lap	D	Time	Sector 1	Sector 2	Sector 3	T. Spd	Elapsed
1		13:13:48.873	13:12:00.059	51.846	56.968		13:13:48.873
2		2:55.090 P	49.016	50.361	1:15.713	167.1	13:16:43.963
3		8:32.207	6:54.868	46.581	50.758		13:25:16.170
4		2:20.916	43.952	47.030	49.934	197.4	13:27:37.086
5		2:20.448	45.410	46.003	<b>49.035</b>	194.2	13:29:57.534
6		3:35.803 P	56.209	54.186	1:45.408	172.5	13:33:33.337
7		3:44.550	2:07.235	46.517	50.798		13:37:17.887
8		2:18.335	44.149	<b>44.740</b>	49.446	201.4	13:39:36.222
9		<b>2:17.841</b>	<b>43.743</b>	44.900	49.198	199.2	13:41:54.063
10		3:12.094 P	1:02.589	59.251	1:10.254	152.3	13:45:06.157

**37** MANUEL ANTONIO GOMES MOTA CITROEN SAXO CUP  
 L99 / TAÇA MANUEL ANTONIO GOMES

Lap	D	Time	Sector 1	Sector 2	Sector 3	T. Spd	Elapsed
1		13:14:36.027	13:12:34.442	59.876	1:01.709		13:14:36.027
2		3:35.342 P	1:08.805	1:05.203	1:21.334	99.9	13:18:11.369
3		7:14.132	5:22.084	55.770	56.278		13:25:25.501
4		<b>2:33.048</b>	50.753	48.732	<b>53.563</b>	180.6	13:27:58.549
5		2:42.197 P	<b>48.541</b>	<b>48.594</b>	1:05.062	185.2	13:30:40.746
6		6:39.319	4:55.551	48.836	54.932		13:37:20.065
7		2:49.056 P	50.130		3:43.988	182.1	13:40:09.121

**61** MARCO BASILIO HONDA CIVIC  
 L90 / TAÇA MARCO BASILIO

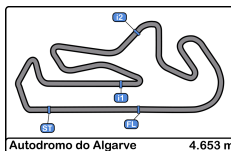
Lap	D	Time	Sector 1	Sector 2	Sector 3	T. Spd	Elapsed
1		13:13:55.067	13:11:55.706	58.313	1:01.048		13:13:55.067
2		2:59.308 P	49.573	53.903	1:15.832	180.0	13:16:54.375
3		7:58.408	6:12.557	50.028	55.823		13:24:52.783
4		<b>2:30.636</b>	<b>47.166</b>	47.969	<b>55.501</b>	183.0	13:27:23.419
5		2:32.431	48.867	<b>47.738</b>	55.826	180.9	13:29:55.850
6		3:41.693 P	56.569	54.781	1:50.343	154.9	13:33:37.543
7		4:18.611 P	2:22.027	49.900	1:06.684		13:37:56.154

**44** GONÇALO NOVO PEUGEOT 106 GTI  
 L99 / TAÇA FRANCISCO MARIA MARQUES

Lap	D	Time	Sector 1	Sector 2	Sector 3	T. Spd	Elapsed
1		13:14:52.012	13:13:04.812	51.943	55.257		13:14:52.012
2		3:34.399 P	1:05.451	1:02.360	1:26.588	110.0	13:18:26.411
3		5:51.605	4:13.168	<b>47.400</b>	<b>51.037</b>		13:24:18.016
4		<b>2:27.613</b>	<b>45.491</b>	48.394	53.728	190.8	13:26:45.629
5		2:45.757 P	49.460	47.966	1:08.331	167.4	13:29:31.386







# Autodromo Int. do Algarve

CPVL + CPVSL

Free Practice

## Lap Analysis



**63** JOAO MIGUEL GOMES PEREIRA RIBEIRO VOLKSWAGEN GOLF GTI

L90 / TAÇA

JOAO MIGUEL GOMES PEREIRA

Lap	D	Time	Sector 1	Sector 2	Sector 3	T. Spd	Elapsed
1		13:13:38.804	13:11:57.119	50.386	51.299		13:13:38.804
2		2:58.038 P	48.179	49.153	1:20.706	181.8	13:16:36.842
3		8:36.328	7:00.196	45.808	50.324		13:25:13.170
4		<b>2:19.710</b>	<b>44.698</b>	<b>44.750</b>	50.262	188.4	13:27:32.880
5		2:23.134	45.517	47.626	49.991	192.5	13:29:56.014
6		3:30.864 P	55.462	53.233	1:42.169	170.6	13:33:26.878
7		4:33.100	2:58.975	45.154	<b>48.971</b>		13:37:59.978
8		3:00.496 P	47.327	1:00.760	1:12.409	186.2	13:41:00.474

**64** JOSÉ LUIS LEAL MOTA CITROEN SAXO

L99 / TAÇA

JOSÉ LUIS LEAL MOTA

Lap	D	Time	Sector 1	Sector 2	Sector 3	T. Spd	Elapsed
1		13:14:18.237	13:12:33.217	51.876	53.144		13:14:18.237
2		2:59.315 P	50.063	53.291	1:15.961	192.5	13:17:17.552
3		7:46.428	6:02.798	48.125	55.505		13:25:03.980
4		2:22.501	<b>44.630</b>	45.888	51.983	192.8	13:27:26.481
5		2:22.262	45.585	<b>45.130</b>	51.547	196.0	13:29:48.743
6		3:23.212 P	54.878	55.476	1:32.858	150.0	13:33:11.955
7		4:00.525	2:23.998	45.388	51.139		13:37:12.480
8		2:24.055	45.291	46.159	52.605	193.2	13:39:36.535
9		<b>2:22.092</b>	44.972	46.068	<b>51.052</b>	193.2	13:41:58.627
10		3:09.830 P	58.980	59.523	1:11.327	144.1	13:45:08.457

**65** NUNO BASILIO HONDA CIVIC

L90 / TAÇA

NUNO BASILIO

Lap	D	Time	Sector 1	Sector 2	Sector 3	T. Spd	Elapsed
1		13:13:54.781	13:11:53.967	59.665	1:01.149		13:13:54.781
2		3:14.897 P	54.983	59.069	1:20.845	162.1	13:17:09.678
3		7:55.697	6:05.845	52.015	57.837		13:25:05.375
4		2:40.591	50.176	54.088	56.327	160.4	13:27:45.966
5		2:42.220	49.744	51.366	1:01.110	162.6	13:30:28.186
6		3:32.535 P	1:00.265	54.575	1:37.695	110.9	13:34:00.721
7		3:40.917	1:58.075	<b>49.518</b>	<b>53.324</b>		13:37:41.638
8		<b>2:35.712</b>	<b>48.288</b>	50.591	56.833	186.8	13:40:17.350
9		3:45.636 P	56.890	1:07.794	1:40.952	135.8	13:44:02.986

**66** ANTONIO CARLOS TEIXEIRA PINTO DE BAR BMW M3

L99

ANTONIO CARLOS TEIXEIRA

Lap	D	Time	Sector 1	Sector 2	Sector 3	T. Spd	Elapsed
1		13:13:34.936	13:11:48.722	50.570	55.644		13:13:34.936
2		3:05.677 P	53.493	50.731	1:21.453		13:16:40.613
3		8:10.289	6:27.584	49.031	53.674		13:24:50.902
4		2:33.530	50.917	48.256	54.357		13:27:24.432
5		2:39.539	53.682	51.215	54.642		13:30:03.971
6		3:26.287 P	50.904	50.427	1:44.956		13:33:30.258
7		3:37.181	2:02.801	44.477	49.903		13:37:07.439
8		2:14.454	43.449	42.768	48.237		13:39:21.893
9		<b>2:13.090</b>	<b>43.430</b>	<b>42.251</b>	<b>47.409</b>		13:41:34.983
10		2:31.293 P	43.650	45.915	1:01.728		13:44:06.276

**68** PAULO VIEIRA BMW E 36 M3

L99

PAULO VIEIRA

Lap	D	Time	Sector 1	Sector 2	Sector 3	T. Spd	Elapsed
1		13:13:30.984	13:11:44.622	52.092	54.270		13:13:30.984
2		2:57.884 P	48.147	53.119	1:16.618	183.6	13:16:28.868
3		8:43.973	7:07.418	45.013	51.542		13:25:12.841
4		2:13.701	41.819	42.391	49.491	221.7	13:27:26.542
5		2:11.360	42.990	40.858	<b>47.512</b>	218.6	13:29:37.902
6		3:20.173 P	50.071	51.481	1:38.621	168.4	13:32:58.075
7		4:49.919	3:20.250	41.288	48.381		13:37:47.994
8		<b>2:08.822</b>	39.849	40.713	48.260	229.2	13:39:56.816
9		2:23.724 P	<b>39.252</b>	<b>39.837</b>	1:04.635	229.2	13:42:20.540

**69** RICARDO JORGE MARQUES DINIZ HONDA CIVIC

L99 / TAÇA

RICARDO JORGE MARQUES

Lap	D	Time	Sector 1	Sector 2	Sector 3	T. Spd	Elapsed
1		<b>13:12:44.759</b>	13:11:04.463	<b>47.840</b>	<b>52.456</b>		13:12:44.759
2			<b>4:59.357</b>			194.2	

**87** PAULO RUI MOURA FERRAZ RENAULT CLIO 16V

L99 / TAÇA

PAULO RUI MOURA FERRAZ

Lap	D	Time	Sector 1	Sector 2	Sector 3	T. Spd	Elapsed
1		<b>13:14:36.428</b> P	<b>13:12:07.268</b>	<b>1:06.469</b>	<b>1:22.691</b>		13:14:36.428

**92** VICENTE MANUEL SERRÃO COUTO VOLKSWAGEN GOLF 4

L90 / L99

VICENTE MANUEL SERRÃO

Lap	D	Time	Sector 1	Sector 2	Sector 3	T. Spd	Elapsed
1		13:14:52.217	13:12:30.645	1:06.452	1:15.120		13:14:52.217
2		3:27.621	1:11.380	1:03.378	1:12.863	95.5	13:18:19.838
3		3:36.342 P	59.765	1:05.893	1:30.684	140.6	13:21:56.180
4		5:00.089	2:57.169	57.947	1:04.973		13:26:56.269
5		<b>2:52.131</b>	<b>53.411</b>	55.706	<b>1:03.014</b>	156.5	13:29:48.400
6		3:19.036 P	54.425	<b>55.445</b>	1:29.166	153.8	13:33:07.436
7		4:53.940	2:52.330	58.080	1:03.530		13:38:01.376
8		3:03.005	57.427	58.592	1:06.986	148.1	13:41:04.381
9		3:44.057 P	1:09.308	1:06.410	1:28.339	107.4	13:44:48.438

**96** MIGUEL ANGELO RODRIGUES MATIAS CITROEN SAXO

L99 / TAÇA

MIGUEL ANGELO RODRIGUES

Lap	D	Time	Sector 1	Sector 2	Sector 3	T. Spd	Elapsed
1		13:13:18.138	13:11:23.972	55.099	59.067		13:13:18.138
2		2:58.661 P	49.962	51.905	1:16.794	173.3	13:16:16.799
3		8:35.693	6:55.657	47.747	52.289		13:24:52.492
4		2:20.850	44.918	45.008	50.924	197.4	13:27:13.342
5		<b>2:18.595</b>	<b>43.408</b>	<b>44.349</b>	<b>50.838</b>	203.7	13:29:31.937

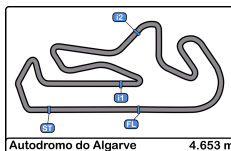
**99** SERGIO MANUEL DA CUNHA PINTO HONDA CIVIC

L90 / TAÇA

SERGIO MANUEL DA CUNHA

Lap	D	Time	Sector 1	Sector 2	Sector 3	T. Spd	Elapsed
1		13:14:22.759	13:12:35.888	51.337	55.534		13:14:22.759
2		2:57.931 P	49.730	49.950	1:18.251	184.3	13:17:20.690
3		8:09.284	6:28.573	47.520	53.191		13:25:29.974
4		2:24.701	46.015	46.426	52.260	181.8	13:27:54.675
5		<b>2:22.628</b>	<b>44.926</b>	<b>45.941</b>	<b>51.761</b>	184.3	13:30:17.303
6		3:39.402 P	51.536	1:07.924	1:39.942	162.4	13:33:56.705





# Autodromo Int. do Algarve

## CPVL + CPVSL

### Free Practice

#### Lap Analysis



<b>111</b>	MANUEL PEDRO DE ALMEIDA FERNANDES	BMW 320 D	<b>150</b>	FILIPE FERREIRA	HONDA CIVIC CARS & VIBES CUP
SUPER HUGO FILIPE RIBEIRO			SUPER FILIPE FERREIRA		

Lap	D	Time	Sector 1	Sector 2	Sector 3	T. Spd	Elapsed	Lap	D	Time	Sector 1	Sector 2	Sector 3	T. Spd	Elapsed
1		13:12:56.127	13:11:14.956	48.752	52.419		13:12:56.127	1		13:14:13.848	13:12:35.196	47.892	50.760		13:14:13.848
2		<b>2:28.910</b> P	40.371	<b>41.017</b>	1:07.522	200.3	13:15:25.037	2		3:01.170 P	45.674	51.101	1:24.395	199.2	13:17:15.018
3		9:57.491 P	7:55.498	48.462	1:13.531		13:25:22.528	3		7:44.012	6:04.247	48.860	50.905		13:24:59.030
4		5:29.491 P	3:28.642	44.421	1:16.428		13:30:52.019	4		2:37.368 P	44.396	48.054	1:04.918	199.2	13:27:36.398
5		6:01.349	4:31.278	42.517	<b>47.554</b>		13:36:53.368	5		9:23.962	7:50.201	<b>43.856</b>	49.905		13:37:00.360
6		2:40.014 P	<b>39.150</b>	44.742	1:16.122	202.2	13:39:33.382	6		2:17.363	43.019	44.348	49.996	198.8	13:39:17.723

<b>113</b>	RUI MIGUEL FERREIRA SILVA	RENAULT CLIO SPORT RS	<b>151</b>	EDUARDO LEITÃO	HONDA CIVIC CARS & VIBES CUP
SUPER RUI MIGUEL FERREIRA SILVA			SUPER EDUARDO LEITÃO		

Lap	D	Time	Sector 1	Sector 2	Sector 3	T. Spd	Elapsed	Lap	D	Time	Sector 1	Sector 2	Sector 3	T. Spd	Elapsed
1		13:14:28.828 P	13:12:31.790	52.655	1:04.383		13:14:28.828	1		13:13:58.280	13:12:19.074	47.274	51.932		13:13:58.280
2		10:53.009	9:10.943	47.542	54.524		13:25:21.837	2		3:00.822 P	49.384	53.039	1:18.399	202.2	13:16:59.102
3		2:20.407	44.858	45.056	50.493	193.8	13:27:42.244	3		7:51.671	6:15.451	45.225	50.995		13:24:50.773
4		<b>2:18.789</b>	<b>43.828</b>	<b>44.872</b>	<b>50.089</b>	196.7	13:30:01.033	4		<b>2:19.259</b>	<b>43.616</b>	<b>44.778</b>	<b>50.865</b>	202.2	13:27:10.032
5		3:52.364 P	57.101	1:00.899	1:54.364	165.6	13:33:53.397	5		2:21.161	44.021	45.999	51.141	202.2	13:29:31.193

<b>115</b>	ANTONIO MANUEL DE CARVALHO	RENAULT CLIO CUP	<b>152</b>	VINCENT LAMBEDAN	HONDA CIVIC CARS & VIBES CUP
SUPER TELMO NUNES COSTA			SUPER VINCENT LAMBEDAN		

Lap	D	Time	Sector 1	Sector 2	Sector 3	T. Spd	Elapsed	Lap	D	Time	Sector 1	Sector 2	Sector 3	T. Spd	Elapsed
1		13:14:50.348	13:13:12.346	47.701	50.301		13:14:50.348	1		13:13:55.399	13:12:07.989	52.877	54.533		13:13:55.399
2		3:24.076 P	59.419	1:01.555	1:23.102	94.7	13:18:14.424	2		3:01.230 P	51.446	52.630	1:17.154	181.2	13:16:56.629
3		7:02.966	5:29.806	43.846	49.314		13:25:17.390	3		7:31.530	5:54.094	<b>46.241</b>	<b>51.195</b>		13:24:28.159
4		<b>2:14.078</b>	42.898	<b>43.128</b>	<b>48.052</b>	198.5	13:27:31.468	4		<b>2:51.129</b> P	<b>51.155</b>	51.512	1:08.462	191.8	13:27:19.288
5		2:28.632 P	43.445	44.547	1:00.640	201.1	13:30:00.100	5		2:17.200	<b>42.689</b>	44.849	49.662	194.2	13:39:29.576
6		7:12.276	5:38.123	45.004	49.149		13:37:12.376	6		2:15.857	43.160	43.827	48.870	194.2	13:41:45.433
7		2:17.200	<b>42.689</b>	44.849	49.662	194.2	13:39:29.576	7		2:44.686 P	47.463	48.584	1:08.639	200.0	13:43:06.872
8		2:15.857	43.160	43.827	48.870	194.2	13:41:45.433	8		2:20.169	43.903	45.096	51.170	201.1	13:40:22.186
9		2:35.410 P	43.810	44.818	1:06.782	194.5	13:44:20.843	9		2:44.686 P	47.463	48.584	1:08.639	200.0	13:43:06.872

<b>118</b>	FRANCISCO MARQUES GONÇALVES	LOTUS ELISE	<b>153</b>	RAUL DELGADO	HONDA CIVIC CARS & VIBES CUP
SUPER FRANCISCO MARQUES			SUPER ESTEVÃO OLIVEIRA		

Lap	D	Time	Sector 1	Sector 2	Sector 3	T. Spd	Elapsed	Lap	D	Time	Sector 1	Sector 2	Sector 3	T. Spd	Elapsed
1		13:14:50.333 P	13:12:42.484	55.290	1:12.559		13:14:50.333	1		13:12:30.456	13:10:57.134	44.014	<b>49.308</b>		13:12:30.456
2		<b>10:43.369</b> P	<b>8:58.085</b>	<b>43.557</b>	<b>1:01.727</b>		13:25:33.702	2		2:33.539 P	43.068	45.427	1:05.044	206.1	13:15:03.995

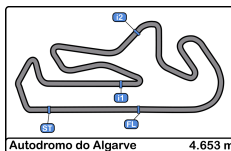
<b>119</b>	JOSÉ CALAZANS	RENAULT SPIDER TROPHY	<b>154</b>	RAUL DELGADO	HONDA CIVIC CARS & VIBES CUP
SUPER JOSÉ ACÁCIO BARROCA C. DE			SUPER RAUL DELGADO		

Lap	D	Time	Sector 1	Sector 2	Sector 3	T. Spd	Elapsed	Lap	D	Time	Sector 1	Sector 2	Sector 3	T. Spd	Elapsed
1		13:14:47.697 P	13:12:08.515	1:05.858	1:33.324		13:14:47.697	3		10:04.979	8:14.418	53.431	57.130		13:25:08.974
2		13:57.672	12:08.017	51.672	57.983		13:28:45.369	4		2:20.779	45.970	44.420	50.389	196.3	13:27:29.753
3		3:02.256 P	49.253	52.280	1:20.723	155.8	13:31:47.625	5		2:19.941	44.407	44.867	50.667	200.3	13:29:49.694
4		5:44.100	3:56.747	<b>49.215</b>	58.138		13:37:31.725	6		3:25.610 P	57.191	53.365	1:35.054	151.2	13:33:15.304
5		<b>2:34.737</b>	<b>48.592</b>	50.557	<b>55.588</b>	170.8	13:40:06.462	7		3:49.039	2:15.304	43.650	50.085		13:37:04.343
6		2:59.248 P	51.648	52.461	1:15.139	141.5	13:43:05.710	8		2:17.148	43.120	44.038	49.990	205.7	13:39:21.491
								9		<b>2:16.364</b>	<b>42.973</b>	<b>43.638</b>	49.753	208.0	13:41:37.855
								10		3:14.058 P	48.769	59.545	1:25.744	205.3	13:44:51.913

<b>121</b>	JOAO PAULO RODRIGUES MOREIRA	BMW E 30			
SUPER JOAO PAULO RODRIGUES					

Lap	D	Time	Sector 1	Sector 2	Sector 3	T. Spd	Elapsed
1		13:13:22.768	13:11:36.809	53.852	52.107		13:13:22.768
2		2:42.601 P	43.184	46.500	1:12.917	197.0	13:16:05.369
3		9:00.545	7:24.893	45.711	49.941		13:25:05.914
4		<b>2:16.254</b>	42.535	<b>43.997</b>	49.722	189.4	13:27:22.168
5		2:23.464	46.688	47.488	<b>49.288</b>	173.9	13:29:45.632
6		2:56.351 P	<b>42.200</b>	48.305	1:25.846	215.1	13:32:41.983





# Autodromo Int. do Algarve

## CPVL + CPVSL

### Free Practice

#### Lap Analysis



**156** KEVIN MADSEN HONDA CIVIC CARS & VIBES CUP

SUPER KEVIN MADSEN							
Lap	D	Time	Sector 1	Sector 2	Sector 3	T. Spd	Elapsed
1		13:14:03.186	13:12:26.603	45.546	51.037		13:14:03.186
2		3:08.153 P	47.540	58.815	1:21.798	200.7	13:17:11.339
3		7:08.181	5:32.677	45.243	50.261		13:24:19.520
4		2:17.660	43.575	44.333	49.752	202.2	13:26:37.180
5		<b>2:16.868</b>	43.225	<b>44.017</b>	49.626	202.6	13:28:54.048
6		3:25.728 P	44.100	1:20.970	1:20.658	201.8	13:32:19.776
7		6:01.539	4:27.662	44.259	<b>49.618</b>		13:38:21.315
8		2:17.413	<b>42.881</b>	44.878	49.654	203.3	13:40:38.728
9		3:04.311 P	45.115	1:02.982	1:16.214	200.7	13:43:43.039

**159** GUILHERME OLIVEIRA HONDA CIVIC CARS & VIBES CUP

SUPER GUILHERME OLIVEIRA							
Lap	D	Time	Sector 1	Sector 2	Sector 3	T. Spd	Elapsed
1		13:15:03.226	13:13:10.134	52.595	1:00.497		13:15:03.226
2		3:42.290 P	1:17.633	55.220	1:29.437	85.8	13:18:45.516
3		6:06.307	4:23.398	49.277	53.632		13:24:51.823
4		2:32.362	<b>47.437</b>	49.383	55.542	182.1	13:27:24.185
5		<b>2:32.301</b>	50.087	<b>49.125</b>	<b>53.089</b>	181.5	13:29:56.486
6		3:45.147 P	58.922	58.244	1:47.981	149.1	13:33:41.633

**160** MIGUEL PORTO HONDA CIVIC CARS & VIBES CUP

SUPER PAULO LOPES PORTO							
Lap	D	Time	Sector 1	Sector 2	Sector 3	T. Spd	Elapsed
1		13:15:00.549	13:13:09.314	52.458	58.777		13:15:00.549
2		3:26.435	1:18.322	54.513	1:13.600	72.2	13:18:26.984
3		3:31.007 P	1:03.995	56.072	1:30.940	95.4	13:21:57.991
4		3:44.285	1:57.291	<b>50.362</b>	<b>56.632</b>		13:25:42.276
5		<b>2:41.496</b>	<b>52.456</b>	51.035	58.005	138.8	13:28:23.772
6		3:03.544 P	56.618	57.305	1:09.621	120.6	13:31:27.316

**163** ELEUTÉRIO DUARTE RENAULT CLIO RS 2

SUPER ELEUTÉRIO DUARTE							
Lap	D	Time	Sector 1	Sector 2	Sector 3	T. Spd	Elapsed
1		13:13:55.805	13:12:12.037	49.582	54.186		13:13:55.805
2		2:55.056 P	46.657	50.908	1:17.491	174.4	13:16:50.861
3		8:27.116	6:54.507	43.282	49.327		13:25:17.977
4		<b>2:14.353</b>	<b>42.646</b>	<b>43.153</b>	<b>48.554</b>	209.7	13:27:32.330
5		2:30.699 P	43.647	44.161	1:02.891	210.5	13:30:03.029

**171** HUGO BRANQUINHO RENAULT CLIO 2 CUP

SUPER HUGO BRANQUINHO							
Lap	D	Time	Sector 1	Sector 2	Sector 3	T. Spd	Elapsed
1		13:13:17.838	13:11:36.393	48.622	52.823		13:13:17.838
2		2:31.807 P	43.394	44.306	1:04.107	198.5	13:15:49.645
3		9:16.338	7:39.077	44.982	52.279		13:25:05.983
4		2:17.147	43.414	43.661	50.072	194.9	13:27:23.130
5		2:14.702	43.818	42.230	<b>48.654</b>	189.1	13:29:37.832
6		2:51.554 P	49.281	49.627	1:12.646	171.9	13:32:29.386
7		5:18.662	3:43.834	44.707	50.121		13:37:48.048
8		<b>2:12.478</b>	41.846	<b>41.942</b>	48.690	200.0	13:40:00.526
9		2:25.971 P	<b>41.452</b>	41.974	1:02.545	206.8	13:42:26.497

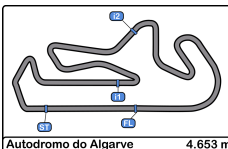
**174** JOÃO MANUEL CALADO RENAULT SPIDER TROPHY

LEGENDS JOÃO MANUEL CALADO LUIS							
Lap	D	Time	Sector 1	Sector 2	Sector 3	T. Spd	Elapsed
1		13:13:22.944	13:11:35.267	54.172	53.505		13:13:22.944
2		2:56.302 P	46.389	51.155	1:18.758	185.2	13:16:19.246
3		8:48.845	7:12.351	45.207	51.287		13:25:08.091
4		2:16.917	45.850	42.610	48.457	202.2	13:27:25.008
5		2:18.059	46.076	43.672	48.311	199.2	13:29:43.067
6		3:17.593 P	45.916	51.273	1:40.404	210.5	13:33:00.660
7		4:09.266	2:38.577	43.299	47.390		13:37:09.926
8		2:09.687	41.057	42.029	<b>46.601</b>	210.5	13:39:19.613
9		<b>2:08.823</b>	<b>40.800</b>	<b>41.267</b>	46.756	216.0	13:41:28.436
10		2:47.039 P	46.272	56.290	1:04.477	180.9	13:44:15.475

**187** JOAO PAULO MACHADO NISSAN 350 Z

SUPER JOAO ROCHA PINTO							
Lap	D	Time	Sector 1	Sector 2	Sector 3	T. Spd	Elapsed
1		13:15:15.933 P	13:13:01.916	56.302	1:17.715		13:15:15.933
2		9:02.071	7:26.425	45.473	<b>50.173</b>		13:24:18.004
3		<b>2:21.493</b> P	<b>41.315</b>	<b>42.730</b>	57.448	210.1	13:26:39.497





# Autodromo Int. do Algarve

CPVL + CPVSL

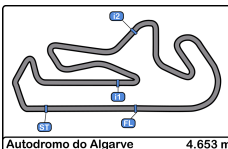
Free Practice

## Best Sectors Results



Sector - 1				Sector - 2				Sector - 3				Ideal Lap vs Best Lap		
Clas	Nº Driver	Time	Nº Driver	Time	Nº Driver	Time	Clas	Nº Driver	Ideal Lap	Best Lap	Clas			
1	111 PEDRO DE ALMEIDA	39.150	68 PAULO VIEIRA	39.837	15 PAULO SOUSA	45.489	1	15 PAULO SOUSA	2:05.072	2:05.582	1			
2	68 PAULO VIEIRA	39.252	15 PAULO SOUSA	40.128	174 JOÃO MANUEL CALADO LUI	46.601	2	68 PAULO VIEIRA	2:06.601	2:08.822	2			
3	15 PAULO SOUSA	39.455	111 PEDRO DE ALMEIDA	41.017	48 JOSE MIGUEL VASQUES DE	47.301	3	111 PEDRO DE ALMEIDA	2:07.721	2:28.910	24			
4	21 JOSÉ ANTÓNIO RIBEIRO M	40.449	174 JOÃO MANUEL CALADO LUI	41.267	66 ANTONIO CARLOS TEIXEIRA	47.409	4	174 JOÃO MANUEL CALADO LUI	2:08.668	2:08.823	3			
5	174 JOÃO MANUEL CALADO LUI	40.800	171 HUGO BRANQUINHO	41.942	68 PAULO VIEIRA	47.512	5	21 JOSÉ ANTÓNIO RIBEIRO M	2:10.081	2:12.032	4			
6	187 PAULO MACHADO DE MATOS -	41.315	21 JOSÉ ANTÓNIO RIBEIRO M	42.000	111 PEDRO DE ALMEIDA	47.554	6	171 HUGO BRANQUINHO	2:12.048	2:12.478	5			
7	171 HUGO BRANQUINHO	41.452	66 ANTONIO CARLOS TEIXEIRA	42.251	21 JOSÉ ANTÓNIO RIBEIRO M	47.632	7	48 JOSE MIGUEL VASQUES DE	2:12.526	2:12.526	6			
8	48 JOSE MIGUEL VASQUES DE	41.854	187 PAULO MACHADO DE MATOS -	42.730	115 MANUEL DE CARVALHO -	48.052	8	66 ANTONIO CARLOS TEIXEIRA	2:13.090	2:13.090	7			
9	121 JOAO PAULO RODRIGUES	42.200	115 MANUEL DE CARVALHO -	43.128	163 ELEUTÉRIO DUARTE	48.554	9	115 MANUEL DE CARVALHO -	2:13.869	2:14.078	8			
10	163 ELEUTÉRIO DUARTE	42.646	163 ELEUTÉRIO DUARTE	43.153	171 HUGO BRANQUINHO	48.654	10	187 PAULO MACHADO DE MATOS -	2:14.218	2:21.493	20			
11	115 MANUEL DE CARVALHO -	42.689	48 JOSE MIGUEL VASQUES DE	43.371	63 JOAO MIGUEL GOMES PEREIRA	48.971	11	163 ELEUTÉRIO DUARTE	2:14.353	2:14.353	9			
12	150 FILIPE FERREIRA	42.865	118 FRANCISCO MARQUES GO	43.557	54 ANTONIO JOSE SANTOS SA	49.035	12	121 JOAO PAULO RODRIGUES	2:15.485	2:16.254	10			
13	156 KEVIN MADSEN	42.881	155 DELGADO - OLIVEIRA	43.638	121 JOAO PAULO RODRIGUES	49.288	13	155 DELGADO - OLIVEIRA	2:15.919	2:16.364	11			
14	155 DELGADO - OLIVEIRA	42.973	150 FILIPE FERREIRA	43.856	155 DELGADO - OLIVEIRA	49.308	14	150 FILIPE FERREIRA	2:16.515	2:17.019	13			
15	96 MIGUEL ANGELO RODRIGUES	43.408	121 JOAO PAULO RODRIGUES	43.997	50 LUIS IMPÉRIO	49.465	15	156 KEVIN MADSEN	2:16.516	2:16.868	12			
16	66 ANTONIO CARLOS TEIXEIRA	43.430	156 KEVIN MADSEN	44.017	156 KEVIN MADSEN	49.618	16	54 ANTONIO JOSE SANTOS SA	2:17.518	2:17.841	14			
17	151 EDUARDO LEITÃO	43.616	50 LUIS IMPÉRIO	44.287	150 FILIPE FERREIRA	49.794	17	50 LUIS IMPÉRIO	2:17.965	2:19.521	18			
18	54 ANTONIO JOSE SANTOS SA	43.743	96 MIGUEL ANGELO RODRIGUES	44.349	113 RUI MIGUEL FERREIRA SIL	50.089	18	63 JOAO MIGUEL GOMES PEREIRA	2:18.419	2:19.710	19			
19	113 RUI MIGUEL FERREIRA SIL	43.828	54 ANTONIO JOSE SANTOS SA	44.740	187 PAULO MACHADO DE MATOS -	50.173	19	96 MIGUEL ANGELO RODRIGUES	2:18.595	2:18.595	15			
20	50 LUIS IMPÉRIO	44.213	63 JOAO MIGUEL GOMES PEREIRA	44.750	96 MIGUEL ANGELO RODRIGUES	50.838	20	113 RUI MIGUEL FERREIRA SIL	2:18.789	2:18.789	16			
21	64 JOSÉ LUIS LEAL MOTA	44.630	151 EDUARDO LEITÃO	44.778	151 EDUARDO LEITÃO	50.865	21	151 EDUARDO LEITÃO	2:19.259	2:19.259	17			
22	63 JOAO MIGUEL GOMES PEREIRA	44.698	113 RUI MIGUEL FERREIRA SIL	44.872	44 GONÇALO NOVO	51.037	22	64 JOSÉ LUIS LEAL MOTA	2:20.812	2:22.092	21			
23	99 SERGIO MANUEL DA CUNH	44.926	64 JOSÉ LUIS LEAL MOTA	45.130	64 JOSÉ LUIS LEAL MOTA	51.052	23	99 SERGIO MANUEL DA CUNH	2:22.628	2:22.628	22			
24	44 GONÇALO NOVO	45.491	99 SERGIO MANUEL DA CUNH	45.941	153 VINCENT LAMBEDAN	51.195	24	44 GONÇALO NOVO	2:23.928	2:27.613	23			
25	61 MARCO BASILIO	47.166	153 VINCENT LAMBEDAN	46.241	99 SERGIO MANUEL DA CUNH	51.761	25	153 VINCENT LAMBEDAN	2:28.591	2:51.129	32			
26	159 GUILHERME OLIVEIRA	47.437	44 GONÇALO NOVO	47.400	69 RICARDO JORGE MARQUE	52.456	26	159 GUILHERME OLIVEIRA	2:29.651	2:32.301	26			
27	65 NUNO BASILIO	48.288	61 MARCO BASILIO	47.738	159 GUILHERME OLIVEIRA	53.089	27	61 MARCO BASILIO	2:30.405	2:30.636	25			
28	37 MANUEL ANTONIO GOMES	48.541	69 RICARDO JORGE MARQUE	47.840	65 NUNO BASILIO	53.324	28	37 MANUEL ANTONIO GOMES	2:30.698	2:33.048	27			
29	119 JOSÉ CALAZANS	48.592	37 MANUEL ANTONIO GOMES	48.594	37 MANUEL ANTONIO GOMES	53.563	29	65 NUNO BASILIO	2:31.130	2:35.712	29			
30	23 ARLINDO BECA	50.362	159 GUILHERME OLIVEIRA	49.125	61 MARCO BASILIO	55.501	30	119 JOSÉ CALAZANS	2:33.395	2:34.737	28			
31	153 VINCENT LAMBEDAN	51.155	119 JOSÉ CALAZANS	49.215	119 JOSÉ CALAZANS	55.588	31	23 ARLINDO BECA	2:36.622	2:36.990	30			
32	160 PORTO - LOPES PORTO	52.456	65 NUNO BASILIO	49.518	23 ARLINDO BECA	55.943	32	160 PORTO - LOPES PORTO	2:39.450	2:41.496	31			
33	92 VICENTE MANUEL SERRÃO	53.411	23 ARLINDO BECA	50.317	160 PORTO - LOPES PORTO	56.632	33	92 VICENTE MANUEL SERRÃO	2:51.870	2:52.131	33			
34	69 RICARDO JORGE MARQUE	4:59.357	160 PORTO - LOPES PORTO	50.362	118 FRANCISCO MARQUES GO	1:01.727	34	69 RICARDO JORGE MARQUE	6:39.653	Transpon	35			
35	118 FRANCISCO MARQUES GO	8:58.085	92 VICENTE MANUEL SERRÃO	55.445	92 VICENTE MANUEL SERRÃO	1:03.014	35	118 FRANCISCO MARQUES GO	Transpon	Transpon	34			
36	87 PAULO RUI MOURA FERRA	Transpon	87 PAULO RUI MOURA FERRA	1:06.469	87 PAULO RUI MOURA FERRA	1:22.691	36	87 PAULO RUI MOURA FERRA	Transpon	Transpon	36			





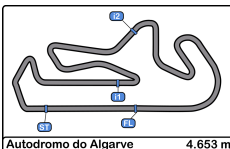
**Autodromo Int. do Algarve**  
**CPVL + CPVSL**  
**Free Practice**  
**Best 5 Lap Times**



Autodromo do Algarve 4.653 m.

Cl	Nº	Entrant/Team	Nat	Driver 1	Nat	Driver 2	Nat	Vehicle	Cat	Cl	Best 1		Best 2		Best 3		Best 4		Best 5	
											Time	Lap	Time	Lap	Time	Lap	Time	Lap	Time	Lap
1	15	PAULO SOUSA		PAULO SOUSA				BMW E 36 M3	L99	1	2:05.582	5	2:08.748	4	2:40.807	2	2:49.356	6	9:01.098	3
2	68	PAULO VIEIRA		PAULO VIEIRA				BMW E 36 M3	L99	2	2:08.822	8	2:11.360	5	2:13.701	4	2:23.724	9	2:57.884	2
3	174	JOÃO MANUEL CALADO		JOÃO MANUEL CALADO LUIS				RENAULT SPIDER TROPHY	LEGEND	1	2:08.823	9	2:09.687	8	2:16.917	4	2:18.059	5	2:47.039	10
4	21	JOSÉ ANTÓNIO RIBEIRO		JOSÉ ANTÓNIO RIBEIRO				BMW E 30 M3	L90	1	2:12.032	7	2:16.841	4	2:21.977	3	2:53.461	8	3:08.021	5
5	171	HUGO BRANQUINHO		HUGO BRANQUINHO				RENAULT CLIO 2 CUP	SUPER	1	2:12.478	8	2:14.702	5	2:17.147	4	2:25.971	9	2:31.807	2
6	48	JOSE MIGUEL VASQUES DE		JOSE MIGUEL VASQUES DE				HONDA INTEGRA TYPE R	L99 / TA	1	2:12.526	8	2:15.978	4	2:17.390	5	3:02.990	2	3:03.554	9
7	66	ANTONIO CARLOS TEIXEIRA PINTO DE BARRIOS		ANTONIO CARLOS TEIXEIRA				BMW M3	L99	3	2:13.090	9	2:14.454	8	2:31.293	10	2:33.530	4	2:39.539	5
8	115	ANTONIO MANUEL DE CARVALHO DIAS DUARTE		ANTONIO MANUEL DE		TELMO NUNES COSTA NUNES		RENAULT CLIO CUP	SUPER	2	2:14.078	4	2:15.857	8	2:17.200	7	2:28.632	5	2:35.410	9
9	163	ELEUTÉRIO DUARTE		ELEUTÉRIO DUARTE				RENAULT CLIO RS 2	SUPER	3	2:14.353	4	2:30.699	5	2:55.056	2	8:27.116	3		
10	121	JOAO PAULO RODRIGUES MOREIRA DE SOUZA		JOAO PAULO RODRIGUES				BMW E 30	SUPER	1	2:16.254	4	2:23.464	5	2:42.601	2	2:56.351	6	9:00.545	3
11	155	RAUL DELGADO		RAUL DELGADO		ESTEVÃO OLIVEIRA		HONDA CIVIC CARS & VIBES CUP	SUPER	4	2:16.364	9	2:17.148	8	2:19.941	5	2:20.779	4	2:33.539	2
12	156	KEVIN MADSEN		KEVIN MADSEN				HONDA CIVIC CARS & VIBES CUP	SUPER	5	2:16.868	5	2:17.413	8	2:17.660	4	3:04.311	9	3:08.153	2
13	150	FILIFE FERREIRA		FILIFE FERREIRA				HONDA CIVIC CARS & VIBES CUP	SUPER	6	2:17.019	7	2:17.363	6	2:37.368	4	2:44.316	8	3:01.170	2
14	54	ANTONIO JOSE SANTOS		ANTONIO JOSE SANTOS				PEUGEOT 306 GTI	L99 / TA	2	2:17.841	9	2:18.335	8	2:20.448	5	2:20.916	4	2:55.090	2
15	96	MIGUEL ANGELO		MIGUEL ANGELO RODRIGUES				CITROEN SAXO	L99 / TA	1	2:18.595	5	2:20.850	4	2:58.661	2	8:35.693	3		
16	113	RUI MIGUEL FERREIRA SI		RUI MIGUEL FERREIRA SILVA				RENAULT CLIO SPORT RS	SUPER	1	2:18.789	4	2:20.407	3	3:52.364	5	10:53.00	2		
17	151	EDUARDO LEITÃO		EDUARDO LEITÃO				HONDA CIVIC CARS & VIBES CUP	SUPER	7	2:19.259	4	2:20.169	8	2:21.161	5	2:44.686	9	3:00.822	2
18	50	LUIS IMPÉRIO		LUIS IMPÉRIO				BMW 320 IS	LEG TR	1	2:19.521	4	2:19.799	8	2:23.364	5	2:55.770	2	3:04.906	9
19	63	JOAO MIGUEL GOMES PEREIRA		JOAO MIGUEL GOMES				VOLKSWAGEN GOLF GTI	L90 / TA	1	2:19.710	4	2:23.134	5	2:58.038	2	3:00.496	8	3:30.864	6
20	187	JOAO PAULO MACHADO DE		JOAO PAULO MACHADO DE		JOAO ROCHA PINTO		NISSAN 350 Z	SUPER	2	2:21.493	3	9:02.071	2						
21	64	JOSÉ LUIS LEAL MOTA		JOSÉ LUIS LEAL MOTA				CITROEN SAXO	L99 / TA	2	2:22.092	9	2:22.262	5	2:22.501	4	2:24.055	8	2:59.315	2
22	99	SERGIO MANUEL DA CUNHA		SERGIO MANUEL DA CUNHA				HONDA CIVIC	L90 / TA	1	2:22.628	5	2:24.701	4	2:57.931	2	3:39.402	6	8:09.284	3
23	44	FRANCISCO MARIA MARQUES DA SILVA		GONÇALO NOVO				PEUGEOT 106 GTI	L99 / TA	3	2:27.613	4	2:45.757	5	3:34.399	2	5:51.605	3		
24	111	MANUEL PEDRO DE ALMEIDA FERREIRA		MANUEL PEDRO DE ALMEIDA		HUGO FILIFE RIBEIRO		BMW 320 D	SUPER	3	2:28.910	2	2:40.014	6	5:29.491	4	6:01.349	5	9:57.491	3
25	61	MARCO BASILIO		MARCO BASILIO				HONDA CIVIC	L90 / TA	2	2:30.636	4	2:32.431	5	2:59.308	2	3:41.693	6	4:18.611	7
26	159	GUILHERME OLIVEIRA		GUILHERME OLIVEIRA				HONDA CIVIC CARS & VIBES CUP	SUPER	8	2:32.301	5	2:32.362	4	3:42.290	2	3:45.147	6	6:06.307	3
27	37	MANUEL ANTONIO GOME		MANUEL ANTONIO GOMES				CITROEN SAXO CUP	L99 / TA	4	2:33.048	4	2:42.197	5	2:49.056	7	3:35.342	2	6:39.319	6
28	119	JOSÉ ACÁCIO BARROCA C. DE CALAZANS DUARTE		JOSÉ CALAZANS				RENAULT SPIDER TROPHY	SUPER	4	2:34.737	5	2:59.248	6	3:02.256	3	5:44.100	4	13:57.67	2
29	65	NUNO BASILIO		NUNO BASILIO				HONDA CIVIC	L90 / TA	3	2:35.712	8	2:40.591	4	2:42.220	5	3:14.897	2	3:32.535	6
30	23	ARLINDO BECA		ARLINDO BECA				TOYOTA CARINA E	LEGEND	2	2:36.990	6	2:39.569	3	2:57.069	4	3:09.280	7	6:52.994	5
31	160	PAULO LOPES PORTO		MIGUEL PORTO		PAULO LOPES PORTO		HONDA CIVIC CARS & VIBES CUP	SUPER	9	2:41.496	5	3:03.544	6	3:26.435	2	3:31.007	3	3:44.285	4
32	153	VINCENT LAMBEDAN		VINCENT LAMBEDAN				HONDA CIVIC CARS & VIBES CUP	SUPER	10	2:51.129	4	3:01.230	2	7:31.530	3				
33	92	VICENTE MANUEL SERRÃO		VICENTE MANUEL SERRÃO				VOLKSWAGEN GOLF 4	L90 / L99	1	2:52.131	5	3:03.005	8	3:19.036	6	3:27.621	2	3:36.342	3
34	118	FRANCISCO MARQUES		FRANCISCO MARQUES				LOTUS ELISE	SUPER	5	10:43.36	2								
35	69	RICARDO JORGE MARQUES		RICARDO JORGE MARQUES				HONDA CIVIC	L99 / TA	5										
36	87	PAULO RUI MOURA FERR		PAULO RUI MOURA FERR				RENAULT CLIO 16V	L99 / TA	1										





# Autodromo Int. do Algarve

CPVL + CPVSL

Free Practice

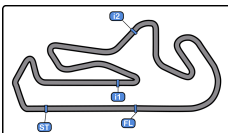
Best 5 Top Speeds



Autodromo do Algarve 4.653 m.

Cl	Nº	Entrant/Team	Nat	Driver 1	Nat	Driver 2	Nat	Vehicle	Cat	Cl	Top 1		Top 2		Top 3		Top 4		Top 5		Avg	
											Km/h	Lap	Km/h	Lap	Km/h	Lap	Km/h	Lap	Km/h	Lap		
1	15	PAULO SOUSA		PAULO SOUSA				BMW E 36 M3	L99	1	231.2	6	227.3	5	223.1	4	220.4	2			225.5	
2	68	PAULO VIEIRA		PAULO VIEIRA				BMW E 36 M3	L99	2	229.2	8	229.2	9	221.7	4	218.6	5	183.6	2		216.5
3	21	JOSÉ ANTÓNIO RIBEIRO		JOSÉ ANTÓNIO RIBEIRO				BMW E 30 M3	L90	1	218.1	8	216.0	7	204.5	5	186.8	4	178.5	3		200.8
4	174	JOÃO MANUEL CALADO		JOÃO MANUEL CALADO LUIS				RENAULT SPIDER TROPHY	LEGEND	1	216.0	9	210.5	6	210.5	8	202.2	4	199.2	5		207.7
5	121	JOAO PAULO RODRIGUES MOREIRA DE SOUSA		JOAO PAULO RODRIGUES				BMW E 30	SUPER	1	215.1	6	197.0	2	189.4	4	173.9	5				193.9
6	163	ELEUTÉRIO DUARTE		ELEUTÉRIO DUARTE				RENAULT CLIO RS 2	SUPER	1	210.5	5	209.7	4	174.4	2						198.2
7	48	JOSE MIGUEL VASQUES DE		JOSE MIGUEL VASQUES DE				HONDA INTEGRA TYPE R	L99 / TA	1	210.1	8	206.1	4	205.3	6	203.7	5	180.6	2		201.1
8	187	JOAO PAULO MACHADO DE		JOAO PAULO MACHADO DE		JOAO ROCHA PINTO		NISSAN 350 Z	SUPER	2	210.1	3										210.1
9	155	RAUL DELGADO		RAUL DELGADO		ESTEVIÃO OLIVEIRA		HONDA CIVIC CARS & VIBES CUP	SUPER	2	208.0	9	206.1	2	205.7	8	205.3	10	200.3	5		205.1
10	171	HUGO BRANQUINHO		HUGO BRANQUINHO				RENAULT CLIO 2 CUP	SUPER	3	206.8	9	200.0	8	198.5	2	194.9	4	189.1	5		197.9
11	50	LUIS IMPÉRIO		LUIS IMPÉRIO				BMW 320 IS	LEG TR	1	206.1	5	202.2	8	196.7	4	194.5	2	174.7	6		194.8
12	96	MIGUEL ANGELO		MIGUEL ANGELO RODRIGUES				CITROEN SAXO	L99 / TA	1	203.7	5	197.4	4	173.3	2	166.4	6				185.2
13	156	KEVIN MADSEN		KEVIN MADSEN				HONDA CIVIC CARS & VIBES CUP	SUPER	4	203.3	8	202.6	5	202.2	4	201.8	6	200.7	2		202.1
14	111	MANUEL PEDRO DE ALMEIDA		MANUEL PEDRO DE ALMEIDA		HUGO FILIPE RIBEIRO		BMW 320 D	SUPER	3	202.2	6	200.3	2								201.3
15	151	EDUARDO LEITÃO		EDUARDO LEITÃO				HONDA CIVIC CARS & VIBES CUP	SUPER	5	202.2	2	202.2	4	202.2	5	201.1	8	200.0	9		201.5
16	54	ANTONIO JOSE SANTOS		ANTONIO JOSE SANTOS				PEUGEOT 306 GTI	L99 / TA	2	201.4	8	199.2	9	197.4	4	194.2	5	172.5	6		192.9
17	115	ANTONIO MANUEL DE CARVALHO DIAS DUARTE		ANTONIO MANUEL DE		TELMO NUNES COSTA NUNES		RENAULT CLIO CUP	SUPER	6	201.1	5	198.5	4	194.5	9	194.2	7	194.2	8		196.5
18	150	FILIPE FERREIRA		FILIPE FERREIRA				HONDA CIVIC CARS & VIBES CUP	SUPER	7	199.2	2	199.2	4	198.8	6	198.8	7	183.6	8		195.9
19	113	RUI MIGUEL FERREIRA SI		RUI MIGUEL FERREIRA SILVA				RENAULT CLIO SPORT RS	SUPER	1	196.7	4	193.8	3	165.6	5						185.4
20	64	JOSÉ LUIS LEAL MOTA		JOSÉ LUIS LEAL MOTA				CITROEN SAXO	L99 / TA	2	196.0	5	193.2	8	193.2	9	192.8	4	192.5	2		193.5
21	69	RICARDO JORGE MARQUES		RICARDO JORGE MARQUES				HONDA CIVIC	L99 / TA	3	194.2	2										194.2
22	63	JOAO MIGUEL GOMES PEREIRA		JOAO MIGUEL GOMES				VOLKSWAGEN GOLF GTI	L90 / TA	1	192.5	5	188.4	4	186.2	8	181.8	2	170.6	6		183.9
23	153	VINCENT LAMBEDAN		VINCENT LAMBEDAN				HONDA CIVIC CARS & VIBES CUP	SUPER	8	191.8	4	181.2	2								186.5
24	44	FRANCISCO MARIA MARQUES DA SILVA		GONÇALO NOVO				PEUGEOT 106 GTI	L99 / TA	4	190.8	4	167.4	5	110.0	2						156.1
25	65	NUNO BASILIO		NUNO BASILIO				HONDA CIVIC	L90 / TA	1	186.8	8	162.6	5	162.1	2	160.4	4	135.8	9		161.5
26	37	MANUEL ANTONIO GOME		MANUEL ANTONIO GOMES				CITROEN SAXO CUP	L99 / TA	5	185.2	5	182.1	7	180.6	4	99.9	2				161.9
27	99	SERGIO MANUEL DA CUNHA		SERGIO MANUEL DA CUNHA				HONDA CIVIC	L90 / TA	2	184.3	2	184.3	5	181.8	4	162.4	6				178.2
28	61	MARCO BASILIO		MARCO BASILIO				HONDA CIVIC	L90 / TA	3	183.0	4	180.9	5	180.0	2	154.9	6				174.7
29	159	GUILHERME OLIVEIRA		GUILHERME OLIVEIRA				HONDA CIVIC CARS & VIBES CUP	SUPER	9	182.1	4	181.5	5	149.1	6	85.8	2				149.6
30	23	ARLINDO BECA		ARLINDO BECA				TOYOTA CARINA E	LEGEND	2	177.6	6	173.6	3	154.9	4	113.6	7				154.9
31	119	JOSÉ ACÁCIO BARROCA C. DE CALAZANS DUARTE		JOSÉ CALAZANS				RENAULT SPIDER TROPHY	SUPER	4	170.8	5	155.8	3	141.5	6						156.0
32	92	VICENTE MANUEL SERRÃO		VICENTE MANUEL SERRÃO				VOLKSWAGEN GOLF 4	L90 / L99	1	156.5	5	153.8	6	148.1	8	140.6	3	107.4	9		141.3
33	160	PAULO LOPES PORTO		MIGUEL PORTO		PAULO LOPES PORTO		HONDA CIVIC CARS & VIBES CUP	SUPER	10	138.8	5	120.6	6	95.4	3	72.2	2				106.7





Autodromo Int. do Algarve

CPVL + CPVSL

Free Practice

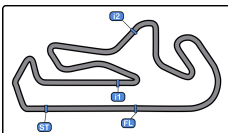
Fastest Laps Sequence

Autodromo do Algarve 4.653 m.



Lap	Time of Day	Session Time	Nº Entrant/Team	Nat	Driver 1	Nat	Driver 2	Nat	Vehicle	Cat	Time	Km/h
2	13:15:03.995	5:03.995	155 RAUL DELGADO		RAUL DELGADO		ESTEVIÃO OLIVEIRA		HONDA CIVIC CARS & VIBES CUP	SUPER	2:33.539	109.0
2	13:15:25.037	5:25.037	111 MANUEL PEDRO DE ALMEIDA FERNANDES		MANUEL PEDRO DE ALMEIDA		HUGO FILIPE RIBEIRO		BMW 320 D	SUPER	2:28.910	112.4
4	13:26:37.180	16:37.180	156 KEVIN MADSEN		KEVIN MADSEN				HONDA CIVIC CARS & VIBES CUP	SUPER	2:17.660	121.6
4	13:27:13.252	17:13.252	15 PAULO SOUSA		PAULO SOUSA				BMW E 36 M3	L99	2:08.748	130.1
5	13:29:18.834	19:18.834	15 PAULO SOUSA		PAULO SOUSA				BMW E 36 M3	L99	2:05.582	133.3





# Autodromo Int. do Algarve

## CPVL + CPVSL

### Free Practice

#### Event Best Maximum Speed

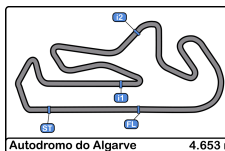
Autodromo do Algarve 4.653 m.



Nº	Entrant/Team	Nat	Driver 1	Nat	Driver 2	Nat	Vehicle	Cat	Km/h	Session
15	PAULO SOUSA		PAULO SOUSA				BMW E 36 M3	L99	231.2	Free Practice
68	PAULO VIEIRA		PAULO VIEIRA				BMW E 36 M3	L99	229.2	Free Practice
21	JOSÉ ANTÓNIO RIBEIRO MEIRELES		JOSÉ ANTÓNIO RIBEIRO				BMW E 30 M3	L90	218.1	Free Practice
174	JOÃO MANUEL CALADO LUIS		JOÃO MANUEL CALADO LUIS				RENAULT SPIDER TROPHY	LEGEND	216.0	Free Practice
121	JOAO PAULO RODRIGUES MOREIRA DE SOUSA		JOAO PAULO RODRIGUES				BMW E 30	SUPER	215.1	Free Practice
163	ELEUTÉRIO DUARTE		ELEUTÉRIO DUARTE				RENAULT CLIO RS 2	SUPER	210.5	Free Practice
187	JOAO PAULO MACHADO DE MATOS		JOAO PAULO MACHADO DE		JOAO ROCHA PINTO MACHADO		NISSAN 350 Z	SUPER	210.1	Free Practice
48	JOSE MIGUEL VASQUES DE ALMEIDA		JOSE MIGUEL VASQUES DE				HONDA INTEGRA TYPE R	L99 / TA	210.1	Free Practice
155	RAUL DELGADO		RAUL DELGADO		ESTEVEÃO OLIVEIRA		HONDA CIVIC CARS & VIBES CUP	SUPER	208.0	Free Practice
171	HUGO BRANQUINHO		HUGO BRANQUINHO				RENAULT CLIO 2 CUP	SUPER	206.8	Free Practice
50	LUIS IMPÉRIO		LUIS IMPÉRIO				BMW 320 IS	LEG TR	206.1	Free Practice
96	MIGUEL ANGELO RODRIGUES MATIAS		MIGUEL ANGELO RODRIGUES				CITROEN SAXO	L99 / TA	203.7	Free Practice
156	KEVIN MADSEN		KEVIN MADSEN				HONDA CIVIC CARS & VIBES CUP	SUPER	203.3	Free Practice
151	EDUARDO LEITÃO		EDUARDO LEITÃO				HONDA CIVIC CARS & VIBES CUP	SUPER	202.2	Free Practice
111	MANUEL PEDRO DE ALMEIDA FERNANDES		MANUEL PEDRO DE ALMEIDA		HUGO FILIPE RIBEIRO MESTRE		BMW 320 D	SUPER	202.2	Free Practice
54	ANTONIO JOSE SANTOS SARABANDO		ANTONIO JOSE SANTOS				PEUGEOT 306 GTI	L99 / TA	201.4	Free Practice
115	ANTONIO MANUEL DE CARVALHO DIAS DUARTE		ANTONIO MANUEL DE		TELMO NUNES COSTA NUNES		RENAULT CLIO CUP	SUPER	201.1	Free Practice
150	FILIFE FERREIRA		FILIFE FERREIRA				HONDA CIVIC CARS & VIBES CUP	SUPER	199.2	Free Practice
113	RUI MIGUEL FERREIRA SILVA		RUI MIGUEL FERREIRA SILVA				RENAULT CLIO SPORT RS	SUPER	196.7	Free Practice
64	JOSÉ LUIS LEAL MOTA		JOSÉ LUIS LEAL MOTA				CITROEN SAXO	L99 / TA	196.0	Free Practice
69	RICARDO JORGE MARQUES DINIZ		RICARDO JORGE MARQUES				HONDA CIVIC	L99 / TA	194.2	Free Practice
63	JOAO MIGUEL GOMES PEREIRA RIBEIRO		JOAO MIGUEL GOMES PEREIRA				VOLKSWAGEN GOLF GTI	L90 / TA	192.5	Free Practice
153	VINCENT LAMBEDAN		VINCENT LAMBEDAN				HONDA CIVIC CARS & VIBES CUP	SUPER	191.8	Free Practice
44	FRANCISCO MARIA MARQUES DA SILVA		GONÇALO NOVO				PEUGEOT 106 GTI	L99 / TA	190.8	Free Practice
65	NUNO BASILIO		NUNO BASILIO				HONDA CIVIC	L90 / TA	186.8	Free Practice
37	MANUEL ANTONIO GOMES MOT		MANUEL ANTONIO GOMES MOTA				CITROEN SAXO CUP	L99 / TA	185.2	Free Practice
99	SERGIO MANUEL DA CUNHA PINTO		SERGIO MANUEL DA CUNHA				HONDA CIVIC	L90 / TA	184.3	Free Practice
61	MARCO BASILIO		MARCO BASILIO				HONDA CIVIC	L90 / TA	183.0	Free Practice
159	GUILHERME OLIVEIRA		GUILHERME OLIVEIRA				HONDA CIVIC CARS & VIBES CUP	SUPER	182.1	Free Practice
23	ARLINDO BECA		ARLINDO BECA				TOYOTA CARINA E	LEGEND	177.6	Free Practice
119	JOSÉ ACÁCIO BARROCA C. DE CALAZANS DUARTE		JOSÉ CALAZANS				RENAULT SPIDER TROPHY	SUPER	170.8	Free Practice
92	VICENTE MANUEL SERRÃO COUTO		VICENTE MANUEL SERRÃO				VOLKSWAGEN GOLF 4	L90 / L99	156.5	Free Practice
160	PAULO LOPES PORTO		MIGUEL PORTO		PAULO LOPES PORTO		HONDA CIVIC CARS & VIBES CUP	SUPER	138.8	Free Practice







# Autodromo Int. do Algarve

## CPVL + CPVSL

### Free Practice

### Pit Stop Analysis



**15** PAULO SOUSA BMW E 36 M3  
L99 PAULO SOUSA

Nº	In Day Time	In Time	Out Time	Pit Time	T. Pit Time	Handicap	Diff.
1	13:15:57.257	13:15:57.257	13:22:43.962	6:46.705	6:46.705		

**21** JOSÉ ANTÓNIO RIBEIRO MEIRELES BMW E 30 M3  
L90 JOSÉ ANTÓNIO RIBEIRO MEIRELES

Nº	In Day Time	In Time	Out Time	Pit Time	T. Pit Time	Handicap	Diff.
1	13:13:51.212	13:13:51.212	13:22:13.187	8:21.975	8:21.975		
2	13:32:19.704	13:32:19.704	13:35:28.663	3:08.959	11:30.934		

**23** ARLINDO BECA TOYOTA CARINA E  
LEGENDS T ARLINDO BECA

Nº	In Day Time	In Time	Out Time	Pit Time	T. Pit Time	Handicap	Diff.
1	13:15:16.364	13:15:16.364	13:22:39.243	7:22.879	7:22.879		
2	13:30:48.059	13:30:48.059	13:35:07.062	4:19.003	11:41.882		

**37** MANUEL ANTONIO GOMES MOTA CITROEN SAXO CUP  
L99 / TAÇA MANUEL ANTONIO GOMES MOTA

Nº	In Day Time	In Time	Out Time	Pit Time	T. Pit Time	Handicap	Diff.
1	13:18:05.863	13:18:05.863	13:22:40.976	4:35.113	4:35.113		
2	13:30:35.337	13:30:35.337	13:34:44.645	4:09.308	8:44.421		

**44** GONÇALO NOVO PEUGEOT 106 GTI  
L99 / TAÇA FRANCISCO MARIA MARQUES DA SIL

Nº	In Day Time	In Time	Out Time	Pit Time	T. Pit Time	Handicap	Diff.
1	13:18:19.734	13:18:19.734	13:21:51.268	3:31.534	3:31.534		

**48** JOSE MIGUEL VASQUES DE ALMEIDA HONDA INTEGRA TYPE R  
L99 / TAÇA JOSE MIGUEL VASQUES DE ALMEIDA

Nº	In Day Time	In Time	Out Time	Pit Time	T. Pit Time	Handicap	Diff.
1	13:16:23.938	13:16:23.938	13:22:52.763	6:28.825	6:28.825		
2	13:32:50.300	13:32:50.300	13:35:44.389	2:54.089	9:22.914		

**50** LUIS IMPÉRIO BMW 320 IS  
LEG TROPH LUIS IMPÉRIO

Nº	In Day Time	In Time	Out Time	Pit Time	T. Pit Time	Handicap	Diff.
1	13:16:14.873	13:16:14.873	13:22:47.938	6:33.065	6:33.065		
2	13:33:09.700	13:33:09.700	13:35:38.630	2:28.930	9:01.995		

**54** ANTONIO JOSE SANTOS SARABANDO PEUGEOT 306 GTI  
L99 / TAÇA ANTONIO JOSE SANTOS SARABAND

Nº	In Day Time	In Time	Out Time	Pit Time	T. Pit Time	Handicap	Diff.
1	13:16:32.417	13:16:32.417	13:22:55.398	6:22.981	6:22.981		
2	13:33:21.644	13:33:21.644	13:34:56.215	1:34.571	7:57.552		

**61** MARCO BASILIO HONDA CIVIC  
L90 / TAÇA MARCO BASILIO

Nº	In Day Time	In Time	Out Time	Pit Time	T. Pit Time	Handicap	Diff.
1	13:16:42.984	13:16:42.984	13:22:18.226	5:35.242	5:35.242		
2	13:33:25.345	13:33:25.345	13:35:12.241	1:46.896	7:22.138		

**63** JOAO MIGUEL GOMES PEREIRA RIBEIRO VOLKSWAGEN GOLF GTI  
L90 / TAÇA JOAO MIGUEL GOMES PEREIRA RIBE

Nº	In Day Time	In Time	Out Time	Pit Time	T. Pit Time	Handicap	Diff.
1	13:16:26.082	13:16:26.082	13:22:51.573	6:25.491	6:25.491		
2	13:33:12.597	13:33:12.597	13:35:42.342	2:29.745	8:55.236		

**64** JOSÉ LUIS LEAL MOTA CITROEN SAXO  
L99 / TAÇA JOSÉ LUIS LEAL MOTA

Nº	In Day Time	In Time	Out Time	Pit Time	T. Pit Time	Handicap	Diff.
1	13:17:09.381	13:17:09.381	13:22:34.859	5:25.478	5:25.478		
2	13:32:59.145	13:32:59.145	13:34:47.564	1:48.419	7:13.897		

**65** NUNO BASILIO HONDA CIVIC  
L90 / TAÇA NUNO BASILIO

Nº	In Day Time	In Time	Out Time	Pit Time	T. Pit Time	Handicap	Diff.
1	13:17:02.864	13:17:02.864	13:22:26.857	5:23.993	5:23.993		
2	13:33:47.389	13:33:47.389	13:35:10.304	1:22.915	6:46.908		

**66** ANTONIO CARLOS TEIXEIRA PINTO DE BAR BMW M3  
L99 ANTONIO CARLOS TEIXEIRA PINTO D

Nº	In Day Time	In Time	Out Time	Pit Time	T. Pit Time	Handicap	Diff.
1	13:16:29.689	13:16:29.689	13:22:20.508	5:50.819	5:50.819		
2	13:33:17.398	13:33:17.398	13:34:49.848	1:32.450	7:23.269		

**68** PAULO VIEIRA BMW E 36 M3  
L99 PAULO VIEIRA

Nº	In Day Time	In Time	Out Time	Pit Time	T. Pit Time	Handicap	Diff.
1	13:16:18.922	13:16:18.922	13:22:50.451	6:31.529	6:31.529		
2	13:32:45.783	13:32:45.783	13:35:36.615	2:50.832	9:22.361		

**92** VICENTE MANUEL SERRÃO COUTO VOLKSWAGEN GOLF 4  
L90 / L99 VICENTE MANUEL SERRÃO COUTO

Nº	In Day Time	In Time	Out Time	Pit Time	T. Pit Time	Handicap	Diff.
1	13:21:48.694	13:21:48.694	13:23:50.449	2:01.755	2:01.755		
2	13:32:56.000	13:32:56.000	13:35:03.514	2:07.514	4:09.269		

**96** MIGUEL ANGELO RODRIGUES MATIAS CITROEN SAXO  
L99 / TAÇA MIGUEL ANGELO RODRIGUES MATIA

Nº	In Day Time	In Time	Out Time	Pit Time	T. Pit Time	Handicap	Diff.
1	13:16:09.329	13:16:09.329	13:22:25.377	6:16.048	6:16.048		

**99** SERGIO MANUEL DA CUNHA PINTO HONDA CIVIC  
L90 / TAÇA SERGIO MANUEL DA CUNHA PINTO

Nº	In Day Time	In Time	Out Time	Pit Time	T. Pit Time	Handicap	Diff.
1	13:17:12.311	13:17:12.311	13:23:02.495	5:50.184	5:50.184		

**111** MANUEL PEDRO DE ALMEIDA FERNANDES BMW 320 D  
SUPER EXT HUGO FILIPE RIBEIRO M MANUEL PEDRO DE ALMEIDA FERNA

Nº	In Day Time	In Time	Out Time	Pit Time	T. Pit Time	Handicap	Diff.
1	13:15:18.301	13:15:18.301	13:22:32.926	7:14.625	7:14.625		
2	13:25:17.088	13:25:17.088	13:28:10.239	2:53.151	10:07.776		
3	13:30:43.886	13:30:43.886	13:34:40.771	3:56.885	14:04.661		

**113** RUI MIGUEL FERREIRA SILVA RENAULT CLIO SPORT RS  
SUPER TUR RUI MIGUEL FERREIRA SILVA

Nº	In Day Time	In Time	Out Time	Pit Time	T. Pit Time	Handicap	Diff.
1	13:14:25.321	13:14:25.321	13:22:54.027	8:28.706	8:28.706		

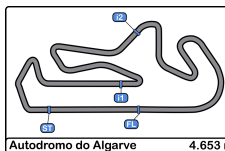
**115** ANTONIO MANUEL DE CARVALHO RENAULT CLIO CUP  
SUPER TRO TELMO NUNES COSTA N ANTONIO MANUEL DE CARVALHO DI

Nº	In Day Time	In Time	Out Time	Pit Time	T. Pit Time	Handicap	Diff.
1	13:18:07.948	13:18:07.948	13:22:59.860	4:51.912	4:51.912		
2	13:29:52.536	13:29:52.536	13:34:54.512	5:01.976	9:53.888		

**118** FRANCISCO MARQUES GONÇALVES LOTUS ELISE  
SUPER EXT FRANCISCO MARQUES GONÇALVES

Nº	In Day Time	In Time	Out Time	Pit Time	T. Pit Time	Handicap	Diff.
1	13:14:42.731	13:14:42.731	13:23:06.083	8:23.352	8:23.352		





# Autodromo Int. do Algarve

CPVL + CPVSL

Free Practice

Pit Stop Analysis



Autodromo do Algarve 4.653 m.

**119** JOSÉ CALAZANS RENAULT SPIDER TROPHY

SUPER EXT JOSÉ ACÁCIO BARROCA C. DE CALA

Nº	In Day Time	In Time	Out Time	Pit Time	T. Pit Time	Handicap	Diff.
1	13:14:39.802	13:14:39.802	13:26:06.468	11:26.666	11:26.666		
2	13:31:38.866	13:31:38.866	13:35:00.218	3:21.352	14:48.018		

**121** JOAO PAULO RODRIGUES MOREIRA BMW E 30

SUPER EXT JOAO PAULO RODRIGUES MOREIRA

Nº	In Day Time	In Time	Out Time	Pit Time	T. Pit Time	Handicap	Diff.
1	13:15:59.229	13:15:59.229	13:22:46.527	6:47.298	6:47.298		

**150** FILIPE FERREIRA HONDA CIVIC CARS & VIBES CUP

SUPER TRO FILIPE FERREIRA

Nº	In Day Time	In Time	Out Time	Pit Time	T. Pit Time	Handicap	Diff.
1	13:17:07.581	13:17:07.581	13:22:30.143	5:22.562	5:22.562		
2	13:27:31.072	13:27:31.072	13:34:42.870	7:11.798	12:34.360		

**151** EDUARDO LEITÃO HONDA CIVIC CARS & VIBES CUP

SUPER TRO EDUARDO LEITÃO

Nº	In Day Time	In Time	Out Time	Pit Time	T. Pit Time	Handicap	Diff.
1	13:16:47.876	13:16:47.876	13:22:31.542	5:43.666	5:43.666		
2	13:32:38.779	13:32:38.779	13:35:41.187	3:02.408	8:46.074		

**153** VINCENT LAMBEDAN HONDA CIVIC CARS & VIBES CUP

SUPER TRO VINCENT LAMBEDAN

Nº	In Day Time	In Time	Out Time	Pit Time	T. Pit Time	Handicap	Diff.
1	13:16:45.502	13:16:45.502	13:22:08.367	5:22.865	5:22.865		

**155** RAUL DELGADO HONDA CIVIC CARS & VIBES CUP

SUPER TRO ESTEVÃO OLIVEIRA RAUL DELGADO

Nº	In Day Time	In Time	Out Time	Pit Time	T. Pit Time	Handicap	Diff.
1	13:14:56.316	13:14:56.316	13:22:27.883	7:31.567	7:31.567		
2	13:33:03.034	13:33:03.034	13:34:45.631	1:42.597	9:14.164		

**156** KEVIN MADSEN HONDA CIVIC CARS & VIBES CUP

SUPER TRO KEVIN MADSEN

Nº	In Day Time	In Time	Out Time	Pit Time	T. Pit Time	Handicap	Diff.
1	13:17:04.180	13:17:04.180	13:22:02.779	4:58.599	4:58.599		
2	13:32:15.200	13:32:15.200	13:36:05.427	3:50.227	8:48.826		

**159** GUILHERME OLIVEIRA HONDA CIVIC CARS & VIBES CUP

SUPER TRO GUILHERME OLIVEIRA

Nº	In Day Time	In Time	Out Time	Pit Time	T. Pit Time	Handicap	Diff.
1	13:18:36.069	13:18:36.069	13:22:22.037	3:45.968	3:45.968		

**160** MIGUEL PORTO HONDA CIVIC CARS & VIBES CUP

SUPER TRO PAULO LOPES PORTO PAULO LOPES PORTO

Nº	In Day Time	In Time	Out Time	Pit Time	T. Pit Time	Handicap	Diff.
1	13:21:50.488	13:21:50.488	13:23:08.181	1:17.693	1:17.693		

**163** ELEUTÉRIO DUARTE RENAULT CLIO RS 2

SUPER TRO ELEUTÉRIO DUARTE

Nº	In Day Time	In Time	Out Time	Pit Time	T. Pit Time	Handicap	Diff.
1	13:16:37.102	13:16:37.102	13:22:58.162	6:21.060	6:21.060		

**171** HUGO BRANQUINHO RENAULT CLIO 2 CUP

SUPER TRO HUGO BRANQUINHO

Nº	In Day Time	In Time	Out Time	Pit Time	T. Pit Time	Handicap	Diff.
1	13:15:43.506	13:15:43.506	13:22:42.526	6:59.020	6:59.020		
2	13:32:21.677	13:32:21.677	13:35:30.368	3:08.691	10:07.711		

**174** JOÃO MANUEL CALADO RENAULT SPIDER TROPHY

LEGENDS T JOÃO MANUEL CALADO LUIS

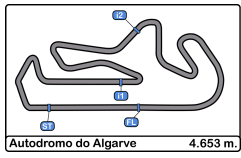
Nº	In Day Time	In Time	Out Time	Pit Time	T. Pit Time	Handicap	Diff.
1	13:16:11.120	13:16:11.120	13:22:45.387	6:34.267	6:34.267		
2	13:32:47.988	13:32:47.988	13:34:58.448	2:10.460	8:44.727		

**187** JOAO PAULO MACHADO DE MATOS NISSAN 350 Z

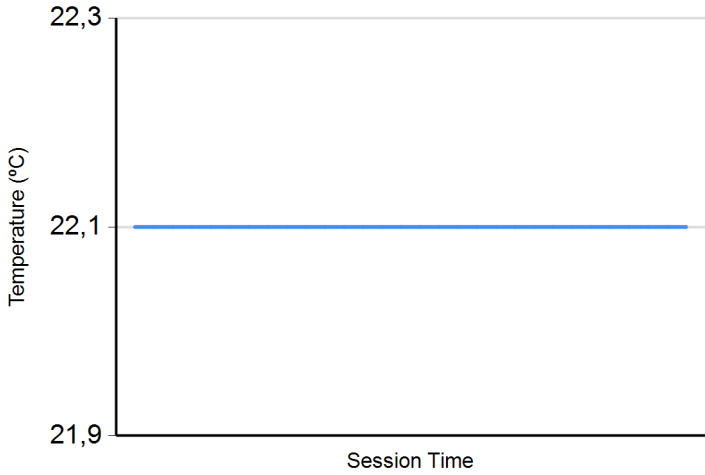
SUPER EXT JOAO ROCHA PINTO MA JOAO PAULO MACHADO DE MATOS

Nº	In Day Time	In Time	Out Time	Pit Time	T. Pit Time	Handicap	Diff.
1	13:15:08.481	13:15:08.481	13:21:59.075	6:50.594	6:50.594		

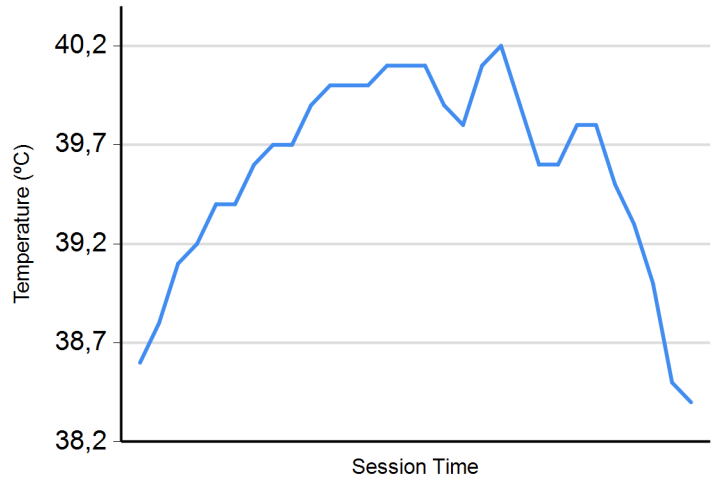




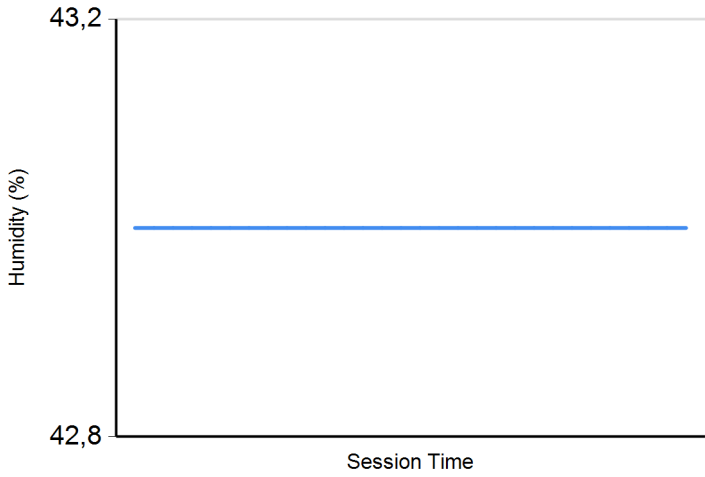
**Air Temperature**



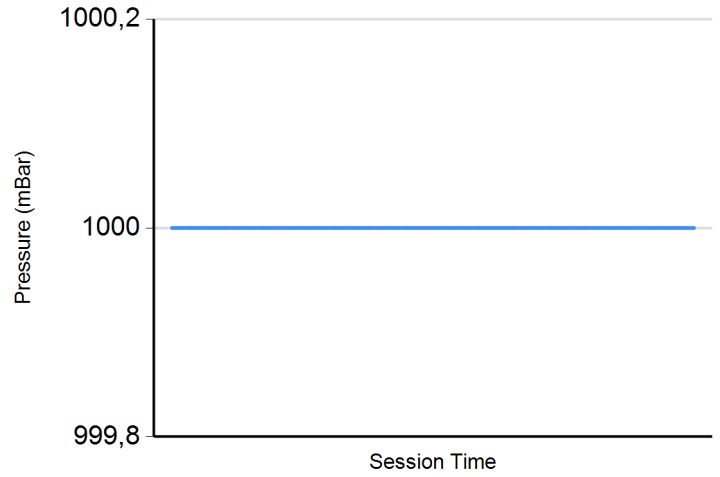
**Track Temperature**



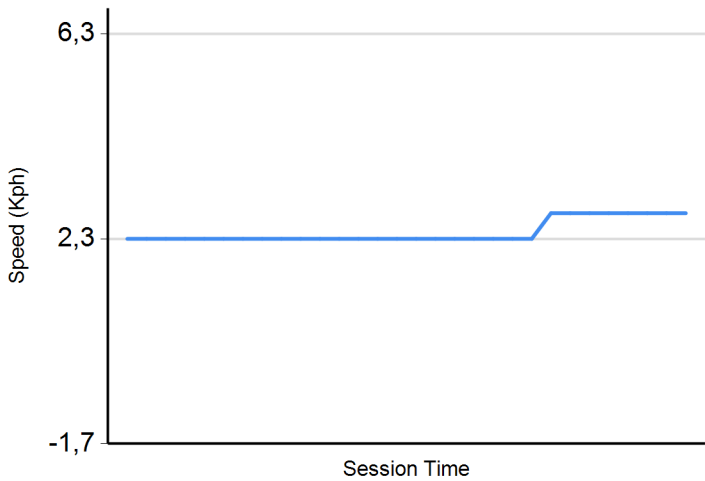
**Humidity**



**Pressure**



**Wind Speed**



**Wind direction**

