

Autodromo Int. do Algarve

CPVL + CPVSL

Qualifying

Provisional Results

Autodromo do Algarve 4.653 m.



Cls	Nº	Entrant/Team	Nat	Driver 1	Nat	Driver 2	Nat	Vehicle	Cat	Cls	Laps	Best	Time	Gap	Interval	Km/h
1	122	MARCO OSÓRIO		MARCO OSÓRIO		MARCOS OLIVEIRA		WESTEFIELD	SUPER	1	12	12	1:59.245			140.4
2	118	FRANCISCO MARQUES		FRANCISCO MARQUES				LOTUS ELISE	SUPER	2	11	8	2:00.733	1.488	1.488	138.7
3	15	PAULO SOUSA		PAULO SOUSA				BMW E 36 M3	L99	1	6	3	2:01.487	2.242	0.754	137.8
4	111	MANUEL PEDRO DE ALMEIDA		MANUEL PEDRO DE ALMEIDA		HUGO FILIPE RIBEIRO		BMW 320 D	SUPER	3	10	10	2:02.055	2.810	0.568	137.2
5	68	PAULO VIEIRA		PAULO VIEIRA				BMW E 36 M3	L99	2	12	12	2:02.096	2.851	0.041	137.1
6	21	JOSÉ ANTÓNIO RIBEIRO		JOSÉ ANTÓNIO RIBEIRO				BMW E 30 M3	L90	1	9	9	2:05.290	6.045	3.194	133.6
7	62	JOAQUIM ANTONIO FERNANDES RODRIGUES SOARES		JOAQUIM ANTONIO				BMW M3	L99	3	9	3	2:05.340	6.095	0.050	133.6
8	174	JOÃO MANUEL CALADO		JOÃO MANUEL CALADO LUIS				RENAULT SPIDER TROPHY	SUPER	4	13	13	2:07.451	8.206	2.111	131.4
9	66	ANTONIO CARLOS TEIXEIRA PINTO DE RABOS		ANTONIO CARLOS TEIXEIRA				BMW M3	L99	4	8	8	2:07.494	8.249	0.043	131.3
10	187	JOAO PAULO MACHADO DE		JOAO PAULO MACHADO DE		JOAO ROCHA PINTO		NISSAN 350 Z	SUPER	5	10	7	2:09.169	9.924	1.675	129.6
11	12	JOAO CARLOS FERNANDES		JOAO CARLOS FERNANDES				FORD SIERRA RS 500	L99	5	7	5	2:09.547	10.302	0.378	129.3
12	48	JOSE MIGUEL VASQUES DE		JOSE MIGUEL VASQUES DE				HONDA INTEGRA TYPE R	L99 / TA	1	10	10	2:09.612	10.367	0.065	129.2
13	178	RUI MANUEL MARQUES		RUI MANUEL MARQUES				HONDA CIVIC TYPE R	SUPER	1	11	9	2:09.653	10.408	0.041	129.1
14	171	HUGO BRANQUINHO		HUGO BRANQUINHO				RENAULT CLIO 2 CUP	SUPER	1	10	4	2:10.697	11.452	1.044	128.1
15	115	ANTONIO MANUEL DE CARVALHO DIAS DIARTE		ANTONIO MANUEL DE		TELMO NUNES COSTA NUNES		RENAULT CLIO CUP	SUPER	2	11	4	2:11.248	12.003	0.551	127.6
16	121	JOAO PAULO RODRIGUES MOREIRA DE SOUSA		JOAO PAULO RODRIGUES				BMW E 30	SUPER	6	2	2	2:11.966	12.721	0.718	126.9
17	44	FRANCISCO MARIA MARQUES DA SILVA		GONÇALO NOVO				PEUGEOT 106 GTI	L99 / TA	1	9	9	2:12.055	12.810	0.089	126.8
18	69	RICARDO JORGE MARQUES		RICARDO JORGE MARQUES				HONDA CIVIC	L99 / TA	2	8	8	2:13.169	13.924	1.114	125.7
19	56	TIAGO RIBEIRO		TIAGO RIBEIRO				HONDA INTEGRA TYPE R	L99 / TA	2	8	3	2:13.265	14.020	0.096	125.6
20	113	RUI MIGUEL FERREIRA SILVA		RUI MIGUEL FERREIRA SI				RENAULT CLIO SPORT RS	SUPER	2	6	6	2:13.296	14.051	0.031	125.6
21	163	ELEUTÉRIO DUARTE		ELEUTÉRIO DUARTE				RENAULT CLIO RS 2	SUPER	3	5	4	2:13.483	14.238	0.187	125.4
22	57	ANTONIO CARLOS BORGES		ANTONIO CARLOS BORGES				MERCEDES 190 2.3 16	L90	2	5	3	2:14.262	15.017	0.779	124.7
23	50	LUIS IMPÉRIO		LUIS IMPÉRIO				BMW 320 IS	LEG TR	1	11	11	2:14.410	15.165	0.148	124.6
24	63	JOAO MIGUEL GOMES PEREIRA		JOAO MIGUEL GOMES				VOLKSWAGEN GOLF GTI	L90 / TA	1	5	3	2:14.423	15.178	0.013	124.6
25	155	RAUL DELGADO		RAUL DELGADO		ESTEVIÃO OLIVEIRA		HONDA CIVIC CARS & VIBES	SUPER	4	10	2	2:14.786	15.541	0.363	124.2
26	150	FILIPE FERREIRA		FILIPE FERREIRA				HONDA CIVIC CARS & VIBES	SUPER	5	11	5	2:15.516	16.271	0.730	123.6
27	54	ANTONIO JOSE SANTOS		ANTONIO JOSE SANTOS				PEUGEOT 306 GTI	L99 / TA	3	5	5	2:15.800	16.555	0.284	123.3
28	156	KEVIN MADSEN		KEVIN MADSEN				HONDA CIVIC CARS & VIBES	SUPER	6	8	3	2:16.065	16.820	0.265	123.1
29	151	EDUARDO LEITÃO		EDUARDO LEITÃO				HONDA CIVIC CARS & VIBES	SUPER	7	10	2	2:16.140	16.895	0.075	123.0
30	96	MIGUEL ANGELO		MIGUEL ANGELO RODRIGUES				CITROEN SAXO	L99 / TA	3	8	6	2:18.956	19.711	2.816	120.5
31	61	MARCO BASILIO		MARCO BASILIO				HONDA CIVIC	L90 / TA	1	10	10	2:19.145	19.900	0.189	120.3
32	99	SERGIO MANUEL DA CUNHA		SERGIO MANUEL DA CUNHA				HONDA CIVIC	L90 / TA	2	8	3	2:20.372	21.127	1.227	119.3
33	64	JOSÉ LUIS LEAL MOTA		JOSÉ LUIS LEAL MOTA				CITROEN SAXO	L99 / TA	4	4	3	2:22.017	22.772	1.645	117.9
34	159	GUILHERME OLIVEIRA		GUILHERME OLIVEIRA				HONDA CIVIC CARS & VIBES	SUPER	8	10	10	2:23.838	24.593	1.821	116.4

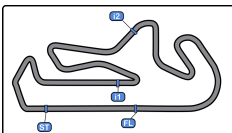
Published at:.....

Track Temp: 21.5 °C Air Temp: 18.8 °C Humidity: 70 % Track Status: DRY

Race Director:

Timekeeper:





Autodromo Int. do Algarve

CPVL + CPVSL

Qualifying

Provisional Results

Autodromo do Algarve 4.653 m.



Cls	Nº	Entrant/Team	Nat	Driver 1	Nat	Driver 2	Nat	Vehicle	Cat	Cls	Laps	Best	Time	Gap	Interval	Km/h
35	37	MANUEL ANTONIO GOME		MANUEL ANTONIO GOMES				CITROEN SAXO CUP	L99 / TA	5	7	4	2:23.954	24.709	0.116	116.3
36	153	VINCENT LAMBEDAN		VINCENT LAMBEDAN				HONDA CIVIC CARS & VIBES	SUPER	9	4	3	2:24.902	25.657	0.948	115.6
37	160	PAULO LOPES PORTO		MIGUEL PORTO		PAULO LOPES PORTO		HONDA CIVIC CARS & VIBES	SUPER	10	11	3	2:25.162	25.917	0.260	115.3
38	119	JOSÉ ACÁCIO BARROCA C. DE CALAZANS DUARTE		JOSÉ CALAZANS				RENAULT SPIDER TROPHY	SUPER	7	11	4	2:25.245	26.000	0.083	115.3
39	65	NUNO BASILIO		NUNO BASILIO				HONDA CIVIC	L90 / TA	3	3	2	2:30.834	31.589	5.589	111.0
40	87	PAULO RUI MOURA FERR		PAULO RUI MOURA FERR				RENAULT CLIO 16V	L99 / TA	1	9	9	2:35.211	35.966	4.377	107.9
41	23	ARLINDO BECA		ARLINDO BECA				TOYOTA CARINA E	LEGEND	1	4	3	2:36.365	37.120	1.154	107.1
42	92	VICENTE MANUEL SERRÃO		VICENTE MANUEL SERRÃO				VOLKSWAGEN GOLF 4	L90 / L99	1	10	7	2:40.404	41.159	4.039	104.4
43	112	ANDRÉ TAVARES		ANDRÉ TAVARES		MIGUEL MOTA		HONDA S 2000	SUPER	8	2	1	8:40:34.14	8:38:34.9	8:37:53.7	00.0

* PENALTIES

CAR 151 3 BEST LAP TIMES DELETED

CAR 153 BEST LAP TIME DELETED

CAR 99 BEST LAP TIME DELETED

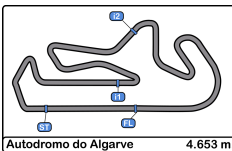
Published at:.....

Track Temp: 21.5 °C Air Temp: 18.8 °C Humidity: 70 % Track Status: DRY

Race Director:

Timekeeper:





Autodromo Int. do Algarve
CPVL + CPVSL
Qualifying
Provisional Results by Category



SUPER EXTRA																
Cls	Nº	Entrant/Team	Nat	Driver 1	Nat	Driver 2	Nat	Vehicle	Cat	Cls	Laps	Best	Time	Gap	Interval	Km/h
1	122	MARCO OSÓRIO		MARCO OSÓRIO		MARCOS OLIVEIRA		WESTFIELD	SUPER	1	12	12	1:59.245			140.4
2	118	FRANCISCO MARQUES		FRANCISCO MARQUES				LOTUS ELISE	SUPER	2	11	8	2:00.733	1.488	1.488	138.7
3	111	MANUEL PEDRO DE ALMEIDA		MANUEL PEDRO DE ALMEIDA		HUGO FILIPE RIBEIRO		BMW 320 D	SUPER	3	10	10	2:02.055	2.810	1.322	137.2
4	174	JOÃO MANUEL CALADO		JOÃO MANUEL CALADO LUIS				RENAULT SPIDER TROPHY	SUPER	4	13	13	2:07.451	8.206	5.396	131.4
5	187	JOAO PAULO MACHADO DE		JOAO PAULO MACHADO DE		JOAO ROCHA PINTO		NISSAN 350 Z	SUPER	5	10	7	2:09.169	9.924	1.718	129.6
6	121	JOAO PAULO RODRIGUES MOREIRA DE SOUSA		JOAO PAULO RODRIGUES				BMW E 30	SUPER	6	2	2	2:11.966	12.721	2.797	126.9
7	119	JOSÉ ACÁCIO BARROCA C. DE CALAZANS DUARTE		JOSÉ CALAZANS				RENAULT SPIDER TROPHY	SUPER	7	11	4	2:25.245	26.000	13.279	115.3
8	112	ANDRÉ TAVARES		ANDRÉ TAVARES		MIGUEL MOTA		HONDA S 2000	SUPER	8	2	1	8:40:34.14	8:38:34.9	8:38:08.9	00.0

L99																
Cls	Nº	Entrant/Team	Nat	Driver 1	Nat	Driver 2	Nat	Vehicle	Cat	Cls	Laps	Best	Time	Gap	Interval	Km/h
1	15	PAULO SOUSA		PAULO SOUSA				BMW E 36 M3	L99	1	6	3	2:01.487			137.8
2	68	PAULO VIEIRA		PAULO VIEIRA				BMW E 36 M3	L99	2	12	12	2:02.096	0.609	0.609	137.1
3	62	JOAQUIM ANTONIO FERNANDES RODRIGUES SOARES		JOAQUIM ANTONIO				BMW M3	L99	3	9	3	2:05.340	3.853	3.244	133.6
4	66	ANTONIO CARLOS TEIXEIRA PINTO DE BARROS		ANTONIO CARLOS TEIXEIRA				BMW M3	L99	4	8	8	2:07.494	6.007	2.154	131.3
5	12	JOAO CARLOS FERNANDES		JOAO CARLOS FERNANDES				FORD SIERRA RS 500	L99	5	7	5	2:09.547	8.060	2.053	129.3

L90																
Cls	Nº	Entrant/Team	Nat	Driver 1	Nat	Driver 2	Nat	Vehicle	Cat	Cls	Laps	Best	Time	Gap	Interval	Km/h
1	21	JOSÉ ANTÓNIO RIBEIRO		JOSÉ ANTÓNIO RIBEIRO				BMW E 30 M3	L90	1	9	9	2:05.290			133.6
2	57	ANTONIO CARLOS BORGES		ANTONIO CARLOS BORGES				MERCEDES 190 2.3 16	L90	2	5	3	2:14.262	8.972	8.972	124.7

L99 / TAÇA LEGENDS 2000																
Cls	Nº	Entrant/Team	Nat	Driver 1	Nat	Driver 2	Nat	Vehicle	Cat	Cls	Laps	Best	Time	Gap	Interval	Km/h
1	48	JOSE MIGUEL VASQUES DE		JOSE MIGUEL VASQUES DE				HONDA INTEGRA TYPE R	L99 / TA	1	10	10	2:09.612			129.2
2	56	TIAGO RIBEIRO		TIAGO RIBEIRO				HONDA INTEGRA TYPE R	L99 / TA	2	8	3	2:13.265	3.653	3.653	125.6
3	54	ANTONIO JOSE SANTOS		ANTONIO JOSE SANTOS				PEUGEOT 306 GTI	L99 / TA	3	5	5	2:15.800	6.188	2.535	123.3

SUPER TURISMO																
Cls	Nº	Entrant/Team	Nat	Driver 1	Nat	Driver 2	Nat	Vehicle	Cat	Cls	Laps	Best	Time	Gap	Interval	Km/h
1	178	RUI MANUEL MARQUES		RUI MANUEL MARQUES				HONDA CIVIC TYPE R	SUPER	1	11	9	2:09.653			129.1
2	113	RUI MIGUEL FERREIRA SI		RUI MIGUEL FERREIRA SILVA				RENAULT CLIO SPORT RS	SUPER	2	6	6	2:13.296	3.643	3.643	125.6

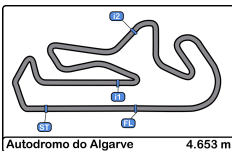
Published at:.....

Track Temp: 21.5 °C Air Temp: 18.8 °C Humidity: 70 % Track Status: DRY

Race Director:

Timekeeper:





Autodromo Int. do Algarve
CPVL + CPVSL
Qualifying
Provisional Results by Category



SUPER TROPHY																
Cls	Nº	Entrant/Team	Nat	Driver 1	Nat	Driver 2	Nat	Vehicle	Cat	Cls	Laps	Best	Time	Gap	Interval	Km/h
1	171	HUGO BRANQUINHO		HUGO BRANQUINHO				RENAULT CLIO 2 CUP	SUPER	1	10	4	2:10.697			128.1
2	115	ANTONIO MANUEL DE CARVALHO DIAS DUARTE		ANTONIO MANUEL DE		TELMO NUNES COSTA NUNES		RENAULT CLIO CUP	SUPER	2	11	4	2:11.248	0.551	0.551	127.6
3	163	ELEUTÉRIO DUARTE		ELEUTÉRIO DUARTE				RENAULT CLIO RS 2	SUPER	3	5	4	2:13.483	2.786	2.235	125.4
4	155	RAUL DELGADO		RAUL DELGADO		ESTEVIÃO OLIVEIRA		HONDA CIVIC CARS & VIBES	SUPER	4	10	2	2:14.786	4.089	1.303	124.2
5	150	FILIFE FERREIRA		FILIFE FERREIRA				HONDA CIVIC CARS & VIBES	SUPER	5	11	5	2:15.516	4.819	0.730	123.6
6	156	KEVIN MADSEN		KEVIN MADSEN				HONDA CIVIC CARS & VIBES	SUPER	6	8	3	2:16.065	5.368	0.549	123.1
7	151	EDUARDO LEITÃO		EDUARDO LEITÃO				HONDA CIVIC CARS & VIBES	SUPER	7	10	2	2:16.140	5.443	0.075	123.0
8	159	GUILHERME OLIVEIRA		GUILHERME OLIVEIRA				HONDA CIVIC CARS & VIBES	SUPER	8	10	10	2:23.838	13.141	7.698	116.4
9	153	VINCENT LAMBEDAN		VINCENT LAMBEDAN				HONDA CIVIC CARS & VIBES	SUPER	9	4	3	2:24.902	14.205	1.064	115.6
10	160	PAULO LOPES PORTO		MIGUEL PORTO		PAULO LOPES PORTO		HONDA CIVIC CARS & VIBES	SUPER	10	11	3	2:25.162	14.465	0.260	115.3

L99 / TAÇA LEGENDS 1600																
Cls	Nº	Entrant/Team	Nat	Driver 1	Nat	Driver 2	Nat	Vehicle	Cat	Cls	Laps	Best	Time	Gap	Interval	Km/h
1	44	FRANCISCO MARIA MARQUES DA SILVA		GONÇALO NOVO				PEUGEOT 106 GTI	L99 / TA	1	9	9	2:12.055			126.8
2	69	RICARDO JORGE MARQUES		RICARDO JORGE MARQUES				HONDA CIVIC	L99 / TA	2	8	8	2:13.169	1.114	1.114	125.7
3	96	MIGUEL ANGELO		MIGUEL ANGELO RODRIGUES				CITROEN SAXO	L99 / TA	3	8	6	2:18.956	6.901	5.787	120.5
4	64	JOSÉ LUIS LEAL MOTA		JOSÉ LUIS LEAL MOTA				CITROEN SAXO	L99 / TA	4	4	3	2:22.017	9.962	3.061	117.9
5	37	MANUEL ANTONIO GOME		MANUEL ANTONIO GOMES				CITROEN SAXO CUP	L99 / TA	5	7	4	2:23.954	11.899	1.937	116.3

LEG TROPHY / TAÇA LEG 2000																
Cls	Nº	Entrant/Team	Nat	Driver 1	Nat	Driver 2	Nat	Vehicle	Cat	Cls	Laps	Best	Time	Gap	Interval	Km/h
1	50	LUIS IMPÉRIO		LUIS IMPÉRIO				BMW 320 IS	LEG TR	1	11	11	2:14.410			124.6

L90 / TAÇA LEGENDS 2000																
Cls	Nº	Entrant/Team	Nat	Driver 1	Nat	Driver 2	Nat	Vehicle	Cat	Cls	Laps	Best	Time	Gap	Interval	Km/h
1	63	JOAO MIGUEL GOMES PEREIRA		JOAO MIGUEL GOMES				VOLKSWAGEN GOLF GTI	L90 / TA	1	5	3	2:14.423			124.6

L90 / TAÇA LEGENDS 1600																
Cls	Nº	Entrant/Team	Nat	Driver 1	Nat	Driver 2	Nat	Vehicle	Cat	Cls	Laps	Best	Time	Gap	Interval	Km/h
1	61	MARCO BASILIO		MARCO BASILIO				HONDA CIVIC	L90 / TA	1	10	10	2:19.145			120.3
2	99	SERGIO MANUEL DA CUNHA		SERGIO MANUEL DA CUNHA				HONDA CIVIC	L90 / TA	2	8	3	2:20.372	1.227	1.227	119.3
3	65	NUNO BASILIO		NUNO BASILIO				HONDA CIVIC	L90 / TA	3	3	2	2:30.834	11.689	10.462	111.0

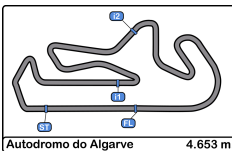
Published at:.....

Track Temp: 21.5 °C Air Temp: 18.8 °C Humidity: 70 % Track Status: DRY

Race Director:

Timekeeper:





Autodromo Int. do Algarve
CPVL + CPVSL
Qualifying
Provisional Results by Category



Autodromo do Algarve 4.653 m.

L99 / TAÇA LEGEND 2000																
Cls	Nº	Entrant/Team	Nat	Driver 1	Nat	Driver 2	Nat	Vehicle	Cat	Cls	Laps	Best	Time	Gap	Interval	Km/h
1	87	PAULO RUI MOURA FERR		PAULO RUI MOURA FERR				RENAULT CLIO 16V	L99 / TA	1	9	9	2:35.211			107.9
LEGENDS TROPHY																
Cls	Nº	Entrant/Team	Nat	Driver 1	Nat	Driver 2	Nat	Vehicle	Cat	Cls	Laps	Best	Time	Gap	Interval	Km/h
1	23	ARLINDO BECA		ARLINDO BECA				TOYOTA CARINA E	LEGEND	1	4	3	2:36.365			107.1
L90 / L99																
Cls	Nº	Entrant/Team	Nat	Driver 1	Nat	Driver 2	Nat	Vehicle	Cat	Cls	Laps	Best	Time	Gap	Interval	Km/h
1	92	VICENTE MANUEL SERRÃO		VICENTE MANUEL SERRÃO				VOLKSWAGEN GOLF 4	L90 / L99	1	10	7	2:40.404			104.4

*** PENALTIES**

CAR 151 3 BEST LAP TIMES DELETED

CAR 153 BEST LAP TIME DELETED


CAR 99 BEST LAP TIME DELETED

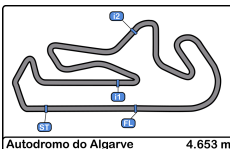
Published at:.....

Track Temp: 21.5 °C Air Temp: 18.8 °C Humidity: 70 % Track Status: DRY

Race Director:

Timekeeper:





Autodromo Int. do Algarve
CPVL + CPVSL
Qualifying
Provisional Results by Class



CPVSL																
Cls	Nº	Entrant/Team	Nat	Driver 1	Nat	Driver 2	Nat	Vehicle	Cat	Cls	Laps	Best	Time	Gap	Interval	Km/h
1	122	MARCO OSÓRIO		MARCO OSÓRIO		MARCOS OLIVEIRA		WESTEFIELD	CPVSL	1	12	12	1:59.245			140.4
2	118	FRANCISCO MARQUES		FRANCISCO MARQUES				LOTUS ELISE	CPVSL	2	11	8	2:00.733	1.488	1.488	138.7
3	111	MANUEL PEDRO DE ALMEIDA		MANUEL PEDRO DE ALMEIDA		HUGO FILIPE RIBEIRO		BMW 320 D	CPVSL	3	10	10	2:02.055	2.810	1.322	137.2
4	187	JOAO PAULO MACHADO DE		JOAO PAULO MACHADO DE		JOAO ROCHA PINTO		NISSAN 350 Z	CPVSL	4	10	7	2:09.169	9.924	7.114	129.6
5	178	RUI MANUEL MARQUES		RUI MANUEL MARQUES				HONDA CIVIC TYPE R	CPVSL	5	11	9	2:09.653	10.408	0.484	129.1
6	171	HUGO BRANQUINHO		HUGO BRANQUINHO				RENAULT CLIO 2 CUP	CPVSL	6	10	4	2:10.697	11.452	1.044	128.1
7	115	ANTÓNIO MANUEL DE CARVALHO DIAS		ANTONIO MANUEL DE		TELMO NUNES COSTA NUNES		RENAULT CLIO CUP	CPVSL	7	11	4	2:11.248	12.003	0.551	127.6
8	121	JOAO PAULO RODRIGUES MOREIRA DE SOUSA		JOAO PAULO RODRIGUES				BMW E 30	CPVSL	8	2	2	2:11.966	12.721	0.718	126.9
9	113	RUI MIGUEL FERREIRA SI		RUI MIGUEL FERREIRA SILVA				RENAULT CLIO SPORT RS	CPVSL	9	6	6	2:13.296	14.051	1.330	125.6
10	163	ELEUTÉRIO DUARTE		ELEUTÉRIO DUARTE				RENAULT CLIO RS 2	CPVSL	10	5	4	2:13.483	14.238	0.187	125.4
11	155	RAUL DELGADO		RAUL DELGADO		ESTEVIÃO OLIVEIRA		HONDA CIVIC CARS & VIBES	CPVSL	11	10	2	2:14.786	15.541	1.303	124.2
12	150	FILIFE FERREIRA		FILIFE FERREIRA				HONDA CIVIC CARS & VIBES	CPVSL	12	11	5	2:15.516	16.271	0.730	123.6
13	156	KEVIN MADSEN		KEVIN MADSEN				HONDA CIVIC CARS & VIBES	CPVSL	13	8	3	2:16.065	16.820	0.549	123.1
14	151	EDUARDO LEITÃO		EDUARDO LEITÃO				HONDA CIVIC CARS & VIBES	CPVSL	14	10	2	2:16.140	16.895	0.075	123.0
15	159	GUILHERME OLIVEIRA		GUILHERME OLIVEIRA				HONDA CIVIC CARS & VIBES	CPVSL	15	10	10	2:23.838	24.593	7.698	116.4
16	153	VINCENT LAMBEDAN		VINCENT LAMBEDAN				HONDA CIVIC CARS & VIBES	CPVSL	16	4	3	2:24.902	25.657	1.064	115.6
17	160	PAULO LOPES PORTO		MIGUEL PORTO		PAULO LOPES PORTO		HONDA CIVIC CARS & VIBES	CPVSL	17	11	3	2:25.162	25.917	0.260	115.3
18	119	JOSÉ ACÁCIO BARROCA C. DE CALAZANS DUARTE		JOSÉ CALAZANS				RENAULT SPIDER TROPHY	CPVSL	18	11	4	2:25.245	26.000	0.083	115.3
19	112	ANDRÉ TAVARES		ANDRÉ TAVARES		MIGUEL MOTA		HONDA S 2000	CPVSL	19	2	1	8:40:34.14	8:38:34.9	8:38:08.9	00.0

CPVL																
Cls	Nº	Entrant/Team	Nat	Driver 1	Nat	Driver 2	Nat	Vehicle	Cat	Cls	Laps	Best	Time	Gap	Interval	Km/h
1	15	PAULO SOUSA		PAULO SOUSA				BMW E 36 M3	CPVL	1	6	3	2:01.487			137.8
2	68	PAULO VIEIRA		PAULO VIEIRA				BMW E 36 M3	CPVL	2	12	12	2:02.096	0.609	0.609	137.1
3	21	JOSÉ ANTÓNIO RIBEIRO		JOSÉ ANTÓNIO RIBEIRO				BMW E 30 M3	CPVL	3	9	9	2:05.290	3.803	3.194	133.6
4	62	JOAQUIM ANTONIO FERNANDES RODRIGUES SOARES		JOAQUIM ANTONIO				BMW M3	CPVL	4	9	3	2:05.340	3.853	0.050	133.6
5	174	JOÃO MANUEL CALADO		JOÃO MANUEL CALADO LUIS				RENAULT SPIDER TROPHY	CPVL	5	13	13	2:07.451	5.964	2.111	131.4
6	66	ANTONIO CARLOS TEIXEIRA PINTO DE BARROS		ANTONIO CARLOS TEIXEIRA				BMW M3	CPVL	6	8	8	2:07.494	6.007	0.043	131.3
7	12	JOAO CARLOS FERNANDES		JOAO CARLOS FERNANDES				FORD SIERRA RS 500	CPVL	7	7	5	2:09.547	8.060	2.053	129.3
8	48	JOSE MIGUEL VASQUES DE		JOSE MIGUEL VASQUES DE				HONDA INTEGRA TYPE R	CPVL	8	10	10	2:09.612	8.125	0.065	129.2
9	44	FRANCISCO MARIA MARQUES DA SILVA		GONÇALO NOVO				PEUGEOT 106 GTI	CPVL	9	9	9	2:12.055	10.568	2.443	126.8
10	69	RICARDO JORGE MARQUES		RICARDO JORGE MARQUES				HONDA CIVIC	CPVL	10	8	8	2:13.169	11.682	1.114	125.7
11	56	TIAGO RIBEIRO		TIAGO RIBEIRO				HONDA INTEGRA TYPE R	CPVL	11	8	3	2:13.265	11.778	0.096	125.6

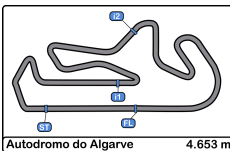
Published at:.....

Track Temp: 21.5 °C Air Temp: 18.8 °C Humidity: 70 % Track Status: DRY

Race Director:

Timekeeper:





Autodromo Int. do Algarve
CPVL + CPVSL
Qualifying
Provisional Results by Class



Autodromo do Algarve 4.653 m.

CPVL																
Cls	Nº	Entrant/Team	Nat	Driver 1	Nat	Driver 2	Nat	Vehicle	Cat	Cls	Laps	Best	Time	Gap	Interval	Km/h
12	57	ANTONIO CARLOS BORGES		ANTONIO CARLOS BORGES				MERCEDES 190 2.3 16	CPVL	12	5	3	2:14.262	12.775	0.997	124.7
13	50	LUIS IMPÉRIO		LUIS IMPÉRIO				BMW 320 IS	CPVL	13	11	11	2:14.410	12.923	0.148	124.6
14	63	JOAO MIGUEL GOMES PEREIRA		JOAO MIGUEL GOMES				VOLKSWAGEN GOLF GTI	CPVL	14	5	3	2:14.423	12.936	0.013	124.6
15	54	ANTONIO JOSE SANTOS		ANTONIO JOSE SANTOS				PEUGEOT 306 GTI	CPVL	15	5	5	2:15.800	14.313	1.377	123.3
16	96	MIGUEL ANGELO		MIGUEL ANGELO RODRIGUES				CITROEN SAXO	CPVL	16	8	6	2:18.956	17.469	3.156	120.5
17	61	MARCO BASILIO		MARCO BASILIO				HONDA CIVIC	CPVL	17	10	10	2:19.145	17.658	0.189	120.3
18	99	SERGIO MANUEL DA CUNHA		SERGIO MANUEL DA CUNHA				HONDA CIVIC	CPVL	18	8	3	2:20.372	18.885	1.227	119.3
19	64	JOSÉ LUIS LEAL MOTA		JOSÉ LUIS LEAL MOTA				CITROEN SAXO	CPVL	19	4	3	2:22.017	20.530	1.645	117.9
20	37	MANUEL ANTONIO GOME		MANUEL ANTONIO GOMES				CITROEN SAXO CUP	CPVL	20	7	4	2:23.954	22.467	1.937	116.3
21	65	NUNO BASILIO		NUNO BASILIO				HONDA CIVIC	CPVL	21	3	2	2:30.834	29.347	6.880	111.0
22	87	PAULO RUI MOURA FERR		PAULO RUI MOURA FERR				RENAULT CLIO 16V	CPVL	22	9	9	2:35.211	33.724	4.377	107.9
23	23	ARLINDO BECA		ARLINDO BECA				TOYOTA CARINA E	CPVL	23	4	3	2:36.365	34.878	1.154	107.1
24	92	VICENTE MANUEL SERRÃO		VICENTE MANUEL SERRÃO				VOLKSWAGEN GOLF 4	CPVL	24	10	7	2:40.404	38.917	4.039	104.4

*** PENALTIES**

CAR 151 3 BEST LAP TIMES DELETED

CAR 153 BEST LAP TIME DELETED

CAR 99 BEST LAP TIME DELETED

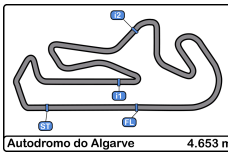
Published at:.....

Track Temp: 21.5 °C Air Temp: 18.8 °C Humidity: 70 % Track Status: DRY

Race Director:

Timekeeper:





Autodromo Int. do Algarve

CPVL + CPVSL

Qualifying

Lap Analysis



12 JOAO CARLOS FERNANDES NOVO FORD SIERRA RS 500 **44** GONçALO NOVO PEUGEOT 106 GTI

L99							L99 / TAÇA								
Lap	D	Time	Sector 1	Sector 2	Sector 3	T. Spd	Elapsed	Lap	D	Time	Sector 1	Sector 2	Sector 3	T. Spd	Elapsed
1		8:32:41.984	8:31:04.327	45.436	52.221		8:32:41.984	1		8:32:42.965	8:31:08.015	45.805	49.145		8:32:42.965
2		2:36.603 P	45.641	45.676	1:05.286	169.5	8:35:18.587	2		2:20.470	45.041	47.630	47.799	186.8	8:35:03.435
3		3:11.543	1:39.963	43.777	47.803		8:38:30.130	3		2:34.261 P	42.219	44.179	1:07.863	192.5	8:37:37.696
4		2:10.308	41.557	42.520	46.231	195.2	8:40:40.438	4		3:46.728	2:13.808	43.672	49.248		8:41:24.424
5		2:09.547	41.109	42.350	46.088	196.3	8:42:49.985	5		2:13.320	42.432	42.560	48.328	189.1	8:43:37.744
6		3:06.278 P	42.333	55.437	1:28.508	218.1	8:45:56.263	6		3:14.285 P	56.240	59.825	1:18.220	163.8	8:46:52.029
7		9:19.271	7:48.483	42.610	48.178		8:55:15.534	7		8:49.560 P	7:10.943	43.244	55.373		8:55:41.589
8		47.538	52.614			180.3		8		3:26.177	1:48.990	44.935	52.252		8:59:07.766

15 PAULO SOUSA BMW E 36 M3 **48** JOSE MIGUEL VASQUES DE ALMEIDA HONDA INTEGRA TYPE R

L99							L99 / TAÇA								
Lap	D	Time	Sector 1	Sector 2	Sector 3	T. Spd	Elapsed	Lap	D	Time	Sector 1	Sector 2	Sector 3	T. Spd	Elapsed
1		8:32:53.577	8:31:20.584	44.841	48.152		8:32:53.577	1		8:32:57.816	8:31:21.751	47.071	48.994		8:32:57.816
2		2:07.366	39.615	41.035	46.716	227.3	8:35:00.943	2		2:13.787	41.973	43.530	48.284	208.4	8:35:11.603
3		2:01.487	38.256	39.017	44.214	235.8	8:37:02.430	3		2:12.208	41.436	42.374	48.398	206.8	8:37:23.811
4		2:02.267	38.079	39.811	44.377	234.7	8:39:04.697	4		2:11.296	41.703	42.246	47.347	209.3	8:39:35.107
5		2:02.716	38.404	39.731	44.581	235.8	8:41:07.413	5		2:10.697	41.263	42.364	47.070	209.7	8:41:45.804
6		2:31.004 P	41.460	47.449	1:02.095	230.7	8:43:38.417	6		2:54.985 P	42.258	44.048	1:28.679	209.7	8:44:40.789
7		8:40.718	7:08.825	44.189	47.704		8:53:21.507	7		8:40.718	7:08.825	44.189	47.704		8:53:21.507
8		2:10.762	41.413	41.607	47.742	210.1	8:55:32.269	8		2:10.762	41.413	41.607	47.742	210.1	8:55:32.269
9		2:11.107	41.098	42.689	47.320	208.8	8:57:43.376	9		2:11.107	41.098	42.689	47.320	208.8	8:57:43.376
10		2:09.612	40.892	42.138	46.582	208.8	8:59:52.988	10		2:09.612	40.892	42.138	46.582	208.8	8:59:52.988
11		47.198	54.555	203.3				11		47.198	54.555	203.3			

21 JOSÉ ANTÓNIO RIBEIRO MEIRELES BMW E 30 M3 **50** LUIS IMPÉRIO BMW 320 IS

L90							LEG								
Lap	D	Time	Sector 1	Sector 2	Sector 3	T. Spd	Elapsed	Lap	D	Time	Sector 1	Sector 2	Sector 3	T. Spd	Elapsed
1		8:33:45.751	8:32:06.613	48.583	50.555		8:33:45.751	1		8:33:13.649	8:31:32.578	49.244	51.827		8:33:13.649
2		2:09.904	41.480	42.103	46.321	211.3	8:35:55.655	2		2:19.714	44.277	45.303	50.134	194.9	8:35:33.363
3		2:06.869	39.898	41.001	45.970	216.4	8:38:02.524	3		2:16.551	43.793	44.232	48.526	197.4	8:37:49.914
4		2:30.035 P	42.991	45.052	1:01.992	206.8	8:40:32.559	4		2:16.393	44.067	44.348	47.978	197.8	8:40:06.307
5		5:46.334 P	3:24.066	59.725	1:22.543		8:46:18.893	5		2:30.238	50.494	49.532	50.212	183.6	8:42:36.545
6		7:07.111	5:36.403	44.148	46.560		8:53:26.004	6		3:10.268 P	43.842	1:02.993	1:23.433	193.8	8:45:46.813
7		2:06.427	39.610	40.810	46.007	219.0	8:55:32.431	7		7:56.720	6:24.034	44.407	48.279		8:53:43.533
8		2:06.875	40.136	41.241	45.498	221.7	8:57:39.306	8		2:16.646	43.701	44.039	48.906	204.5	8:56:00.179
9		2:05.290	39.527	40.511	45.252	220.8	8:59:44.596	9		2:14.541	42.629	43.427	48.485	201.4	8:58:14.720
10		56.279	56.527	192.5				10		2:15.147	42.785	43.937	48.425	200.7	9:00:29.867
11		2:14.410	42.717	43.398	48.295	200.0	9:02:44.277	11		2:14.410	42.717	43.398	48.295	200.0	9:02:44.277
12		1:00.148	59.270	156.0				12		1:00.148	59.270	156.0			

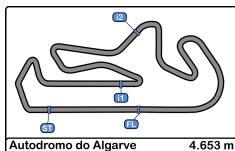
23 ARLINDO BECA TOYOTA CARINA E **54** ANTONIO JOSE SANTOS SARABANDO PEUGEOT 306 GTI

LEGENDS							L99 / TAÇA								
Lap	D	Time	Sector 1	Sector 2	Sector 3	T. Spd	Elapsed	Lap	D	Time	Sector 1	Sector 2	Sector 3	T. Spd	Elapsed
1		8:33:57.315	8:32:00.826	56.853	59.636		8:33:57.315	1		8:32:47.795	8:31:09.623	47.223	50.949		8:32:47.795
2		2:41.495	53.515	51.564	56.416	167.7	8:36:38.810	2		2:19.338	43.905	45.159	50.274	200.3	8:35:07.133
3		2:36.365	48.651	49.610	58.104	175.8	8:39:15.175	3		2:17.480	43.602	44.178	49.700	204.5	8:37:24.613
4		2:49.901 P	50.174	51.058	1:08.669	162.8	8:42:05.076	4		2:16.385	44.022	43.494	48.869	201.8	8:39:40.998
5		2:10.991	57.942	177.3				5		2:15.800	43.180	43.622	48.998	204.1	8:41:56.798

37 MANUEL ANTONIO GOMES MOTA CITROEN SAXO CUP **54** ANTONIO JOSE SANTOS SARABANDO PEUGEOT 306 GTI

L99 / TAÇA							L99 / TAÇA								
Lap	D	Time	Sector 1	Sector 2	Sector 3	T. Spd	Elapsed	Lap	D	Time	Sector 1	Sector 2	Sector 3	T. Spd	Elapsed
1		8:33:50.519	8:31:54.831	55.942	59.746		8:33:50.519	1		8:32:47.795	8:31:09.623	47.223	50.949		8:32:47.795
2		2:29.812	50.559	47.323	51.930	156.0	8:36:20.331	2		2:19.338	43.905	45.159	50.274	200.3	8:35:07.133
3		2:23.979	46.216	45.517	52.246	183.9	8:38:44.310	3		2:17.480	43.602	44.178	49.700	204.5	8:37:24.613
4		2:23.954	46.123	45.862	51.969	181.5	8:41:08.264	4		2:16.385	44.022	43.494	48.869	201.8	8:39:40.998
5		2:39.122 P	46.712	45.938	1:06.472	179.4	8:43:47.386	5		2:15.800	43.180	43.622	48.998	204.1	8:41:56.798
6		10:27.400	8:26.077	57.788	1:03.535		8:54:14.786								
7		2:43.745	55.246	51.935	56.564	148.1	8:56:58.531								
8		46.734	45.386	177.3											





Autodromo Int. do Algarve

CPVL + CPVSL

Qualifying

Lap Analysis



56 TIAGO RIBEIRO HONDA INTEGRA TYPE R **64** JOSÉ LUIS LEAL MOTA CITROEN SAXO

L99 / TAÇA						L99 / TAÇA									
Lap	D	Time	Sector 1	Sector 2	Sector 3	T. Spd	Elapsed	Lap	D	Time	Sector 1	Sector 2	Sector 3	T. Spd	Elapsed
1		8:32:32.153	8:30:55.440	45.864	50.849		8:32:32.153	1		8:33:30.082	8:31:43.727	52.812	53.543		8:33:30.082
2		2:15.365	42.483	43.723	49.159	201.4	8:34:47.518	2		2:35.506	58.383	46.112	51.011	184.3	8:36:05.588
3		2:13.265	41.790	42.975	48.500	204.9	8:37:00.783	3		2:22.017	46.569	43.632	51.816	191.4	8:38:27.605
4		2:43.195 P	47.805	49.261	1:06.129	175.8	8:39:43.978	4		3:16.143 P	46.432	1:09.046	1:20.665	190.1	8:41:43.748
5		4:04.732	2:13.381	53.225	58.126		8:43:48.710	65 NUNO BASILIO HONDA CIVIC							
6		3:19.701 P	1:05.093	57.817	1:16.791	108.3	8:47:08.411	L90 / TAÇA NUNO BASILIO							
7		6:34.086	5:00.136	45.117	48.833		8:53:42.497	Lap	D	Time	Sector 1	Sector 2	Sector 3	T. Spd	Elapsed
8		3:34.843 P	48.434	57.029	1:49.380	198.8	8:57:17.340	1		8:33:29.983	8:31:42.952	52.490	54.541		8:33:29.983

L90						L90 / TAÇA									
Lap	D	Time	Sector 1	Sector 2	Sector 3	T. Spd	Elapsed	Lap	D	Time	Sector 1	Sector 2	Sector 3	T. Spd	Elapsed
1		8:33:12.533	8:31:31.803	49.291	51.439		8:33:12.533	1		8:33:29.983	8:31:42.952	52.490	54.541		8:33:29.983
2		2:15.472	43.300	43.514	48.658	202.2	8:35:28.005	2		2:30.834	48.864	48.690	53.280	166.4	8:36:00.817
3		2:14.262	42.718	42.766	48.778	203.0	8:37:42.267	3		2:54.907 P	46.423	47.260	1:21.224	182.7	8:38:55.724
4		2:56.823	1:03.218	58.932	54.673	157.6	8:40:39.090	66 ANTONIO CARLOS TEIXEIRA PINTO DE BAR BMW M3							
5		2:27.928	42.830	50.567	54.531	201.4	8:43:07.018	L99 ANTONIO CARLOS TEIXEIRA							
6		43.332	1:04.034	202.6				Lap	D	Time	Sector 1	Sector 2	Sector 3	T. Spd	Elapsed
61 MARCO BASILIO HONDA CIVIC															
L90 / TAÇA						L90 / TAÇA									
Lap	D	Time	Sector 1	Sector 2	Sector 3	T. Spd	Elapsed	Lap	D	Time	Sector 1	Sector 2	Sector 3	T. Spd	Elapsed
1		8:33:37.879	8:31:46.305	55.665	55.909		8:33:37.879	1		8:34:31.725	8:32:43.487	57.403	50.835		8:34:31.725
2		2:27.534	49.058	46.278	52.198	172.5	8:36:05.413	2		2:10.559	41.415	41.951	47.193	209.3	8:36:42.284
3		2:25.317	47.437	46.223	51.657	183.6	8:38:30.730	3		2:53.416 P	49.822	52.551	1:11.043	189.1	8:39:35.700
4		2:27.076	45.803	47.916	53.357	183.9	8:40:57.806	4		6:15.899 P	3:54.714	55.509	1:25.676		8:45:51.599
5		2:20.651	45.185	45.074	50.392	179.7	8:43:18.457	5		7:31.960	6:01.413	43.281	47.266		8:53:23.559
6		3:05.179 P	55.946	55.712	1:13.521	164.6	8:46:23.636	6		2:07.629	40.329	41.084	46.216	211.3	8:55:31.188
7		7:22.647	5:47.477	45.421	49.749		8:53:46.283	7		2:47.436	49.362	58.338	59.736		8:58:18.624
8		2:19.585	44.278	44.874	50.433	187.5	8:56:05.868	8		2:07.494	40.209	41.101	46.184	211.7	9:00:26.118
9		2:21.213	45.267	45.077	50.869	186.2	8:58:27.081	9			49.076	50.453		180.9	
10		2:19.145	44.348	44.610	50.187	185.2	9:00:46.226	68 PAULO VIEIRA BMW E 36 M3							
11			44.189	44.289		183.0		L99 PAULO VIEIRA							
62 JOAQUIM ANTONIO FERNANDES RODRIGUE BMW M3															
L99						L99									
Lap	D	Time	Sector 1	Sector 2	Sector 3	T. Spd	Elapsed	Lap	D	Time	Sector 1	Sector 2	Sector 3	T. Spd	Elapsed
1		8:32:55.329	8:31:21.173	45.261	48.895		8:32:55.329	1		8:33:12.073	8:31:31.084	47.785	53.204		8:33:12.073
2		2:08.836	41.198	40.975	46.663	204.1	8:35:04.165	2		2:06.716	40.381	40.369	45.966	219.9	8:35:18.789
3		2:05.340	39.516	40.143	45.681	219.5	8:37:09.505	3		2:05.856	39.218	40.309	46.329	228.8	8:37:24.645
4		2:35.948 P	44.095	45.892	1:05.961	210.5	8:39:45.453	4		2:05.671	39.570	39.848	46.253	231.2	8:39:30.316
5		6:15.679 P	4:09.588	49.602	1:16.489		8:46:01.132	5		2:04.755	39.294	39.955	45.506	227.8	8:41:35.071
6		9:07.702	7:32.465	48.473	46.764		8:55:08.834	6		2:33.592 P	42.518	46.451	1:04.623	229.2	8:44:08.663
7		2:07.113	40.201	40.876	46.036	215.5	8:57:15.947	7		9:02.800	7:28.979	44.880	48.941		8:53:11.463
8		2:07.737	39.512	40.898	47.327	216.4	8:59:23.684	8		2:03.652	38.210	39.183	46.259	234.2	8:55:15.115
9		2:26.990 P	42.932	43.817	1:00.241	187.5	9:01:50.674	9		2:21.490	39.925	48.507	53.058	233.2	8:57:36.605

L90 / TAÇA						L90 / TAÇA									
Lap	D	Time	Sector 1	Sector 2	Sector 3	T. Spd	Elapsed	Lap	D	Time	Sector 1	Sector 2	Sector 3	T. Spd	Elapsed
1		8:32:59.511	8:31:18.325	49.898	51.288		8:32:59.511	10		2:02.452	38.374	38.801	45.277	230.2	8:59:39.057
2		2:14.941	43.082	44.209	47.650	180.9	8:35:14.452	11		2:02.278	38.205	38.702	45.371	231.2	9:01:41.335
3		2:14.423	42.291	43.394	48.738	201.1	8:37:28.875	12		2:02.096	38.182	38.856	45.058	228.8	9:03:43.431
4		2:15.427	43.045	44.168	48.214	183.9	8:39:44.302	13			44.681	49.395		216.8	
5		2:47.697 P	50.140	51.906	1:05.651	155.6	8:42:31.999	69 RICARDO JORGE MARQUES DINIZ HONDA CIVIC							
63 JOAO MIGUEL GOMES PEREIRA RIBEIRO VOLKSWAGEN GOLF GTI															
L90 / TAÇA						L90 / TAÇA									
Lap	D	Time	Sector 1	Sector 2	Sector 3	T. Spd	Elapsed	Lap	D	Time	Sector 1	Sector 2	Sector 3	T. Spd	Elapsed
1		8:32:55.363	8:31:16.111	47.682	51.570		8:32:55.363	1		8:32:55.363	8:31:16.111	47.682	51.570		8:32:55.363
2		2:17.157	43.305	44.409	49.443	196.7	8:35:12.520	2		2:17.157	43.305	44.409	49.443	196.7	8:35:12.520
3		2:16.159	43.013	43.678	49.468	202.6	8:37:28.679	3		2:16.159	43.013	43.678	49.468	202.6	8:37:28.679
4		2:46.981 P	47.861	49.330	1:09.790	198.5	8:40:15.660	4		2:46.981 P	47.861	49.330	1:09.790	198.5	8:40:15.660
5		12:44.724	11:13.528	42.943	48.253		8:53:00.384	5		12:44.724	11:13.528	42.943	48.253		8:53:00.384
6		2:14.743	42.612	43.228	48.903	204.5	8:55:15.127	6		2:14.743	42.612	43.228	48.903	204.5	8:55:15.127
7		2:15.072	43.258	43.716	48.098	198.1	8:57:30.199	7		2:15.072	43.258	43.716	48.098	198.1	8:57:30.199
8		2:13.169	42.327	42.662	48.180	198.5	8:59:43.368	8		2:13.169	42.327	42.662	48.180	198.5	8:59:43.368
9			54.105	58.921		180.3		9			54.105	58.921		180.3	





Autodromo Int. do Algarve

CPVL + CPVSL

Qualifying

Lap Analysis



87	PAULO RUI MOURA FERRAZ	RENAULT CLIO 16V	111	MANUEL PEDRO DE ALMEIDA FERNANDES	BMW 320 D
L99 / TAÇA	PAULO RUI MOURA FERRAZ	SUPER	HUGO FILIPE RIBEIRO	MANUEL PEDRO DE ALMEIDA	

Lap	D	Time	Sector 1	Sector 2	Sector 3	T. Spd	Elapsed	Lap	D	Time	Sector 1	Sector 2	Sector 3	T. Spd	Elapsed
1		8:33:47.488	8:31:45.085	59.612	1:02.791		8:33:47.488	1		8:32:17.438	8:30:49.140	42.855	45.443		8:32:17.438
2		2:53.546	56.953	55.755	1:00.838	131.0	8:36:41.034	2		2:07.212	40.041	42.327	44.844	201.1	8:34:24.650
3		2:45.890	53.292	54.142	58.456	150.2	8:39:26.924	3		2:10.112	38.274	45.736	46.102	223.1	8:36:34.762
4		2:44.970	55.797	52.428	56.745	140.6	8:42:11.894	4		3:02.101 P	47.762	1:03.098	1:11.241	219.9	8:39:36.863
5		3:23.154 P	53.030	55.347	1:34.777	148.3	8:45:35.048	5		5:54.149 P	3:22.790	52.560	1:38.799		8:45:31.012
6		8:30.552	6:43.960	51.281	55.311		8:54:05.600	6		7:32.609	6:06.024	41.075	45.510		8:53:03.621
7		2:55.765 P	51.725	54.967	1:09.073	143.2	8:57:01.365	7		2:11.918	40.657	45.291	45.970	221.3	8:55:15.539
8		3:54.948	1:57.659	55.708	1:01.581		9:00:56.313	8		2:04.618	39.665	39.238	45.715	222.6	8:57:20.157
9		2:35.211	51.772	50.118	53.321	142.6	9:03:31.524	9		2:02.543	39.027	38.947	44.569	232.2	8:59:22.700
10			58.230	1:00.528		149.1		10		2:02.055	38.601	38.814	44.640	221.3	9:01:24.755
								11			43.865	48.736		213.0	

92	VICENTE MANUEL SERRÃO COUTO	VOLKSWAGEN GOLF 4	112	ANDRÉ TAVARES	HONDA S 2000
L90 / L99	VICENTE MANUEL SERRÃO	SUPER	MIGUEL MOTA	ANDRÉ TAVARES	

Lap	D	Time	Sector 1	Sector 2	Sector 3	T. Spd	Elapsed	Lap	D	Time	Sector 1	Sector 2	Sector 3	T. Spd	Elapsed
1		8:33:21.818	8:31:22.965	55.634	1:03.219		8:33:21.818	1		8:40:34.146	8:38:40.927	56.508	56.711		8:40:34.146
2		2:41.553	51.757	50.209	59.587	157.2	8:36:03.371	2		2:46.203	55.357	52.445	58.401	169.0	8:43:20.349
3		2:44.438	50.738	52.152	1:01.548	160.0	8:38:47.809	3			56.752	57.827		148.7	
4		2:44.244	53.871	50.551	59.822	144.3	8:41:32.053								
5		3:13.131 P	49.310	48.669	1:35.152	163.6	8:44:45.184								
6		8:57.261	7:07.656	51.426	58.179		8:53:42.445								
7		2:40.404	50.452	51.389	58.563	173.0	8:56:22.849								
8		2:44.325	53.125	51.134	1:00.066	168.2	8:59:07.174								
9		2:53.280	55.023	53.414	1:04.843	166.9	9:02:00.454								
10		2:47.085	53.021	52.559	1:01.505	158.5	9:04:47.539								
11			1:04.928	59.853		122.4									

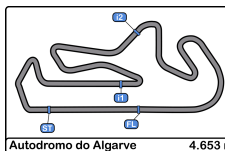
96	MIGUEL ANGELO RODRIGUES MATIAS	CITROEN SAXO	113	RUI MIGUEL FERREIRA SILVA	RENAULT CLIO SPORT RS
L99 / TAÇA	MIGUEL ANGELO RODRIGUES	SUPER	RUI MIGUEL FERREIRA SILVA	RUI MIGUEL FERREIRA SILVA	

Lap	D	Time	Sector 1	Sector 2	Sector 3	T. Spd	Elapsed	Lap	D	Time	Sector 1	Sector 2	Sector 3	T. Spd	Elapsed
1		8:34:09.889	8:32:24.156	51.307	54.426		8:34:09.889	1		8:33:30.199	8:31:55.399	46.211	48.589		8:33:30.199
2		2:26.290	47.495	47.059	51.736	180.3	8:36:36.179	2		2:13.434	42.351	42.936	48.147	197.0	8:35:43.633
3		2:21.516	45.398	45.595	50.523	189.4	8:38:57.695	3		2:13.766	42.578	43.095	48.093	194.9	8:37:57.399
4		2:48.866 P	44.885	53.376	1:10.605	191.4	8:41:46.561	4		2:40.131 P	49.341	47.480	1:03.310	173.0	8:40:37.530
5		11:27.008	9:49.685	45.763	51.560		8:53:13.569	5		17:01.614	15:23.144	49.954	48.516		8:57:39.144
6		2:18.956	43.898	44.914	50.144	197.4	8:55:32.525	6		2:13.296	41.984	42.496	48.816	198.1	8:59:52.440
7		2:20.020	44.958	44.624	50.438	199.2	8:57:52.545	7			48.244	50.488		178.5	
8		2:19.460	44.597	44.882	49.981	193.2	9:00:12.005								
9			44.546	44.507		192.8									

99	SERGIO MANUEL DA CUNHA PINTO	HONDA CIVIC	115	ANTONIO MANUEL DE CARVALHO	RENAULT CLIO CUP
L90 / TAÇA	SERGIO MANUEL DA CUNHA	SUPER	TELMO NUNES COSTA	ANTONIO MANUEL DE	

Lap	D	Time	Sector 1	Sector 2	Sector 3	T. Spd	Elapsed	Lap	D	Time	Sector 1	Sector 2	Sector 3	T. Spd	Elapsed
1		8:34:21.168	8:32:35.708	50.981	54.479		8:34:21.168	1		8:32:48.218	8:31:08.062	47.135	53.021		8:32:48.218
2		2:23.993	46.194	46.134	51.665	184.6	8:36:45.161	2		2:22.110	47.170	47.127	47.813	171.7	8:35:10.328
3		2:20.372	44.399	45.466	50.507	191.1	8:39:05.533	3		2:11.777	41.719	42.157	47.901	193.5	8:37:22.105
4		2:49.077 P	49.745	49.461	1:09.871	189.4	8:41:54.610	4		2:11.248	41.588	42.368	47.292	191.8	8:39:33.353
5		12:25.450	10:48.656	45.739	51.055		8:54:20.060	5		2:12.846	42.305	42.319	48.222	194.5	8:41:46.199
6		2:19.721	44.528	44.515	50.678	190.8	8:56:39.781	6		2:39.184 P	42.422	44.078	1:12.684	198.5	8:44:25.383
7		2:38.772 P	50.729	44.669	1:03.374	178.8	8:59:18.553	7		9:17.218	7:44.951	44.021	48.246		8:53:42.601
8		3:21.381	1:42.589	46.409	52.383		9:02:39.934	8		2:13.714	42.369	42.807	48.538	195.2	8:55:56.315
9			49.896	45.594		136.5		9		2:14.978	42.729	42.770	49.479	192.8	8:58:11.293
								10		2:13.696	42.956	42.986	47.754	190.8	9:00:24.989
								11		2:17.260	42.752	42.961	51.547	193.8	9:02:42.249
								12			49.156	44.874		150.2	





Autodromo Int. do Algarve

CPVL + CPVSL

Qualifying

Lap Analysis



118 FRANCISCO MARQUES GONÇALVES **LOTUS ELISE 150** FILIPE FERREIRA **HONDA CIVIC CARS & VIBES CUP**

SUPER FRANCISCO MARQUES							SUPER FILIPE FERREIRA							
Lap	D	Time	Sector 1	Sector 2	Sector 3	T. Spd	Lap	D	Time	Sector 1	Sector 2	Sector 3	T. Spd	Elapsed
1		8:33:44.681	8:31:53.131	52.745	58.805		1		8:33:47.292	8:32:07.894	47.868	51.530		8:33:47.292
2		2:18.737	43.261	46.046	49.430	223.1	2		2:22.044	43.089	45.597	53.358	195.6	8:36:09.336
3		2:11.312	42.128	41.364	47.820	226.4	3		2:18.266	43.632	44.491	50.143	200.3	8:38:27.602
4		2:07.524	39.533	41.114	46.877	223.6	4		2:15.704	42.459	43.348	49.897	197.8	8:40:43.306
5		2:22.801 P	39.750	42.696	1:00.355	222.6	5		2:15.516	42.609	43.435	49.472	201.8	8:42:58.822
6		10:18.065	8:51.580	40.475	46.010		6		3:00.482 P	47.807	49.282	1:23.393	197.8	8:45:59.304
7		2:02.593	39.009	38.852	44.732	229.2	7		7:41.036	5:56.861	51.073	53.102		8:53:40.340
8		2:00.733	38.015	38.536	44.182	225.0	8		2:15.925	42.687	43.547	49.691	202.2	8:55:56.265
9		2:00.769	37.777	38.594	44.398	226.4	9		2:25.571	47.254	46.804	51.513	201.4	8:58:21.836
10		2:03.867	38.135	38.493	47.239	225.9	10		2:20.404	42.509	44.986	52.909	200.7	9:00:42.240
11		2:03.764	38.371	39.429	45.964	217.7	11		2:18.003	42.412	43.006	52.585	200.3	9:03:00.243
12			55.302	59.845		147.3	12			49.082	52.004		173.6	

119 JOSÉ CALAZANS **RENAULT SPIDER TROPHY 151** EDUARDO LEITÃO **HONDA CIVIC CARS & VIBES CUP**

SUPER JOSÉ ACÁCIO BARROCA C. DE							SUPER EDUARDO LEITÃO							
Lap	D	Time	Sector 1	Sector 2	Sector 3	T. Spd	Lap	D	Time	Sector 1	Sector 2	Sector 3	T. Spd	Elapsed
1		8:33:29.199	8:31:38.624	53.103	57.472		1		8:33:29.724	8:31:54.608	44.560	50.556		8:33:29.724
2		2:36.117	51.014	49.046	56.057	139.5	2		2:16.140	43.097	43.596	49.447	197.0	8:35:45.864
3		2:40.240	50.488	51.558	58.194	161.4	3		2:14.974	42.399	43.020	49.555	199.2	8:38:00.838
4		2:25.245	46.074	46.019	53.152	177.6	4		2:25.616 P	42.548	44.092	58.976	200.3	8:40:26.454
5		2:27.417	47.324	46.269	53.824	170.3	5		4:33.518 P	2:40.524	45.338	1:07.656		8:44:59.972
6		3:22.623 P	1:00.749	57.662	1:24.212	116.0	6		9:13.656	7:34.568	43.949	55.139		8:54:13.628
7		7:09.986	5:13.896	57.937	58.153		7		2:16.034	42.772	43.375	49.887	199.2	8:56:29.662
8		2:29.407	47.396	47.139	54.872	182.1	8		2:16.390	42.546	43.813	50.031	203.3	8:58:46.052
9		2:33.520	51.992	47.105	54.423	167.4	9		2:15.588	42.529	43.339	49.720	199.2	9:01:01.640
10		2:29.807	46.375	47.668	55.764	186.5	10		2:17.541	42.812	43.651	51.078	200.7	9:03:19.181
11		2:27.627	47.318	46.488	53.821	172.8	11			49.396	48.258		201.4	
12			52.554	54.088		144.3								

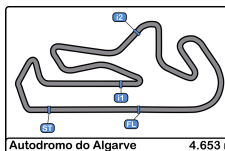
121 JOAO PAULO RODRIGUES MOREIRA **BMW E 30** **153** VINCENT LAMBEDAN **HONDA CIVIC CARS & VIBES CUP**

SUPER JOAO PAULO RODRIGUES							SUPER VINCENT LAMBEDAN							
Lap	D	Time	Sector 1	Sector 2	Sector 3	T. Spd	Lap	D	Time	Sector 1	Sector 2	Sector 3	T. Spd	Elapsed
1		8:32:49.527	8:31:15.110	45.214	49.203		1		8:33:51.191	8:32:09.557	48.697	52.937		8:33:51.191
2		2:11.966	41.829	42.686	47.451	214.7	2		2:20.344	43.962	44.828	51.551	196.3	8:36:11.532
3			40.305	41.717		221.3	3		2:24.902	45.735	46.279	52.888	199.6	8:38:36.434
							4		2:38.132 P	47.017	48.827	1:02.288	183.3	8:41:14.566

122 MARCO OSÓRIO **WESTFIELD 155** RAUL DELGADO **HONDA CIVIC CARS & VIBES CUP**

SUPER MARCOS OLIVEIRA							SUPER ESTEVÃO OLIVEIRA							
Lap	D	Time	Sector 1	Sector 2	Sector 3	T. Spd	Lap	D	Time	Sector 1	Sector 2	Sector 3	T. Spd	Elapsed
1		8:34:04.526	8:32:30.793	45.970	47.763		1		8:32:22.677	8:30:50.417	43.419	48.841		8:32:22.677
2		2:08.443	41.022	42.250	45.171	208.8	2		2:14.786	42.546	43.621	48.619	203.3	8:34:37.463
3		2:06.604	40.608	41.389	44.607	218.1	3		2:15.070	42.575	43.307	49.188	210.1	8:36:52.533
4		2:03.186	38.975	39.610	44.601	211.7	4		2:44.365	54.681	59.636	50.048	207.6	8:39:36.898
5		2:02.062	39.033	39.404	43.625	213.4	5		2:30.440 P	42.762	45.215	1:02.463	205.7	8:42:07.338
6		2:40.806 P	39.309	40.308	1:21.189	210.9	6		10:52.721	9:20.438	43.257	49.026		8:53:00.059
7		8:03.251	6:37.787	40.296	45.168		7		2:14.789	42.403	43.287	49.099	204.1	8:55:14.848
8		2:03.430	38.533	40.243	44.654	213.8	8		2:29.022 P	44.254	45.436	59.332	206.5	8:57:43.870
9		2:00.649	38.147	39.234	43.268	214.7	9		4:24.826	2:50.315	45.049	49.462		9:02:08.696
10		1:59.758	37.906	38.243	43.609	210.5	10		2:16.871	42.724	44.089	50.058	203.7	9:04:25.567
11		1:59.255	37.928	38.294	43.033	211.7	11			44.915	48.651		175.8	
12		1:59.245	37.766	38.181	43.298	212.5								
13			46.229	48.963		191.1								





Autodromo Int. do Algarve
CPVL + CPVSL
Qualifying
Lap Analysis



156 KEVIN MADSEN HONDA CIVIC CARS & VIBES CUP

SUPER KEVIN MADSEN							
Lap	D	Time	Sector 1	Sector 2	Sector 3	T. Spd	Elapsed
1		8:33:19.063	8:31:42.050	46.327	50.686		8:33:19.063
2		2:16.495	43.097	43.440	49.958	196.0	8:35:35.558
3		2:16.065	42.788	43.455	49.822	198.8	8:37:51.623
4		2:51.900 P	42.821	49.913	1:19.166	199.2	8:40:43.523
5		12:48.133	11:08.158	45.391	54.584		8:53:31.656
6		2:17.509	43.341	43.780	50.388	197.8	8:55:49.165
7		2:17.662	43.252	43.910	50.500	196.3	8:58:06.827
8		2:17.288	43.137	43.739	50.412	196.0	9:00:24.115
9			43.125	46.196		195.6	

171 HUGO BRANQUINHO RENAULT CLIO 2 CUP

SUPER HUGO BRANQUINHO							
Lap	D	Time	Sector 1	Sector 2	Sector 3	T. Spd	Elapsed
1		8:32:47.535	8:31:06.958	47.442	53.135		8:32:47.535
2		2:26.099	44.968	49.488	51.643	177.9	8:35:13.634
3		2:20.945	46.057	46.137	48.751	208.8	8:37:34.579
4		2:10.697	41.049	42.024	47.624	203.0	8:39:45.276
5		2:11.292	41.206	42.072	48.014	204.5	8:41:56.568
6		2:51.630 P	41.244	41.618	1:28.768	199.6	8:44:48.198
7		9:05.184	7:30.310	45.394	49.480		8:53:53.382
8		2:25.606 P	41.628	43.237	1:00.741	202.6	8:56:18.988
9		3:16.279	1:45.744	42.200	48.335		8:59:35.267
10		2:11.239	41.153	42.153	47.933	201.8	9:01:46.506
11			43.090	42.761		202.2	

159 GUILHERME OLIVEIRA HONDA CIVIC CARS & VIBES CUP

SUPER GUILHERME OLIVEIRA							
Lap	D	Time	Sector 1	Sector 2	Sector 3	T. Spd	Elapsed
1		8:34:00.269	8:32:15.970	49.924	54.375		8:34:00.269
2		2:31.855	49.839	49.288	52.728	177.0	8:36:32.124
3		2:27.926	47.631	47.863	52.432	177.3	8:39:00.050
4		2:28.263	47.178	47.131	53.954	178.2	8:41:28.313
5		2:52.641 P	50.648	47.475	1:14.518	176.1	8:44:20.954
6		9:13.477	7:33.764	47.183	52.530		8:53:34.431
7		2:25.082	46.142	46.776	52.164	181.2	8:55:59.513
8		2:24.441	46.147	46.232	52.062	181.2	8:58:23.954
9		2:24.533	45.877	47.061	51.595	181.2	9:00:48.487
10		2:23.838	45.828	46.179	51.831	180.0	9:03:12.325
11			51.702	54.117		175.6	

174 JOÃO MANUEL CALADO RENAULT SPIDER TROPHY

SUPER JOÃO MANUEL CALADO LUIS							
Lap	D	Time	Sector 1	Sector 2	Sector 3	T. Spd	Elapsed
1		8:32:37.200	8:30:58.366	48.074	50.760		8:32:37.200
2		2:14.874	45.089	42.647	47.138	205.7	8:34:52.074
3		2:10.516	41.428	41.508	47.580	206.5	8:37:02.590
4		2:11.321	40.731	42.345	48.245	211.3	8:39:13.911
5		2:13.561	41.755	42.397	49.409	205.7	8:41:27.472
6		2:09.257	41.275	41.464	46.518	204.5	8:43:36.729
7		3:08.796 P	45.327	53.805	1:29.664	175.6	8:46:45.525
8		6:52.567	5:23.036	41.714	47.817		8:53:38.092
9		2:08.490	41.292	41.005	46.193	213.0	8:55:46.582
10		2:09.844	40.956	41.677	47.211	212.1	8:57:56.426
11		2:07.931	40.550	40.702	46.679	211.7	9:00:04.357
12		2:11.085	41.076	42.897	47.112	211.7	9:02:15.442
13		2:07.451	40.384	40.369	46.698	209.7	9:04:22.893
14			46.222	49.124		155.6	

160 MIGUEL PORTO HONDA CIVIC CARS & VIBES CUP

SUPER PAULO LOPES PORTO							
Lap	D	Time	Sector 1	Sector 2	Sector 3	T. Spd	Elapsed
1		8:34:10.408	8:32:25.822	50.471	54.115		8:34:10.408
2		2:27.399	47.795	47.396	52.208	174.7	8:36:37.807
3		2:25.162	46.546	46.547	52.069	177.9	8:39:02.969
4		2:26.853	46.522	47.326	53.005	175.6	8:41:29.822
5		2:25.004	46.324	46.546	52.134	179.1	8:43:54.826
6		3:15.725 P	1:03.562	55.029	1:17.134	129.9	8:47:10.551
7		6:47.901	5:03.747	48.950	55.204		8:53:58.452
8		2:29.361	48.099	47.445	53.817	175.6	8:56:27.813
9		2:32.166	48.592	49.879	53.695	173.9	8:58:59.979
10		2:29.127	48.017	47.406	53.704	174.1	9:01:29.106
11		2:28.120	46.770	47.740	53.610	174.1	9:03:57.226
12			49.102	50.264		134.1	

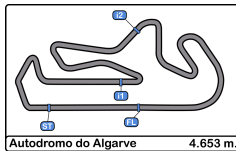
178 RUI MANUEL MARQUES HONDA CIVIC TYPE R

SUPER RUI MANUEL MARQUES							
Lap	D	Time	Sector 1	Sector 2	Sector 3	T. Spd	Elapsed
1		8:34:00.332	8:32:23.240	47.110	49.982		8:34:00.332
2		2:19.230	44.540	45.726	48.964	202.6	8:36:19.562
3		2:36.854 P	42.054	45.121	1:09.679	197.8	8:38:56.416
4		3:40.159	1:59.527	47.356	53.276		8:42:36.575
5		3:06.566 P	42.388	58.586	1:25.592	203.3	8:45:43.141
6		7:36.168	6:03.634	43.883	48.651		8:53:19.309
7		2:11.309	41.382	42.184	47.743	202.2	8:55:30.618
8		2:12.121	42.009	42.830	47.282	201.1	8:57:42.739
9		2:09.653	40.494	42.439	46.720	206.5	8:59:52.392
10		2:11.249	41.495	41.839	47.915	205.7	9:02:03.641
11		2:12.300	42.439	42.387	47.474	201.1	9:04:15.941
12			53.101	1:07.201		181.8	

163 ELEUTÉRIO DUARTE RENAULT CLIO RS 2

SUPER ELEUTÉRIO DUARTE							
Lap	D	Time	Sector 1	Sector 2	Sector 3	T. Spd	Elapsed
1		8:34:36.928	8:32:56.045	48.461	52.422		8:34:36.928
2		2:15.392	43.701	43.200	48.491	198.5	8:36:52.320
3		2:23.663	42.296	50.402	50.965	206.8	8:39:15.983
4		2:13.483	41.969	42.664	48.850	203.7	8:41:29.466
5		2:14.218	42.626	42.617	48.975	206.1	8:43:43.684
6			52.149	59.290		163.1	





Autodromo Int. do Algarve

CPVL + CPVSL

Qualifying

Lap Analysis



187

JOAO PAULO MACHADO
DE MATOS


NISSAN 350 Z

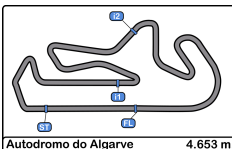
SUPER

JOAO ROCHA PINTO

JOAO PAULO MACHADO DE

Lap	D	Time	Sector 1	Sector 2	Sector 3	T. Spd	Elapsed
1		8:34:32.944	8:32:37.346	56.069	59.529		8:34:32.944
2		2:33.495	51.362	44.262	57.871	148.7	8:37:06.439
3		2:20.152	46.425	44.382	49.345	201.8	8:39:26.591
4		2:16.816	44.769	43.157	48.890	203.3	8:41:43.407
5		2:58.683 P	44.344	43.705	1:30.634	197.0	8:44:42.090
6		8:42.937	7:12.591	43.128	47.218		8:53:25.027
7		2:09.169	40.946	41.564	46.659	214.2	8:55:34.196
8		2:09.658	41.053	41.878	46.727	216.8	8:57:43.854
9		2:09.803	40.836	42.265	46.702	213.0	8:59:53.657
10		2:23.215 P	41.566	41.413	1:00.236	213.8	9:02:16.872





Autodromo Int. do Algarve

CPVL + CPVSL

Qualifying

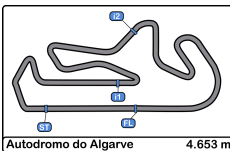
Best Sectors Results



Autodromo do Algarve 4.653 m.

Sector - 1			Sector - 2			Sector - 3			Ideal Lap vs Best Lap		
Clas	Nº Driver	Time	Nº Driver	Time	Nº Driver	Time	Clas	Nº Driver	Ideal Lap	Best Lap	Clas
1	122 OSÓRIO - OLIVEIRA	37.766	122 OSÓRIO - OLIVEIRA	38.181	122 OSÓRIO - OLIVEIRA	43.033	1	122 OSÓRIO - OLIVEIRA	1:58.980	1:59.245	1
2	118 FRANCISCO MARQUES GO	37.777	118 FRANCISCO MARQUES GO	38.493	118 FRANCISCO MARQUES GO	44.182	2	118 FRANCISCO MARQUES GO	2:00.452	2:00.733	2
3	15 PAULO SOUSA	38.079	68 PAULO VIEIRA	38.702	15 PAULO SOUSA	44.214	3	15 PAULO SOUSA	2:01.310	2:01.487	3
4	68 PAULO VIEIRA	38.182	111 PEDRO DE ALMEIDA	38.814	111 PEDRO DE ALMEIDA	44.569	4	111 PEDRO DE ALMEIDA	2:01.657	2:02.055	4
5	111 PEDRO DE ALMEIDA	38.274	15 PAULO SOUSA	39.017	68 PAULO VIEIRA	45.058	5	68 PAULO VIEIRA	2:01.942	2:02.096	5
6	62 JOAQUIM ANTONIO FERNANDES	39.512	62 JOAQUIM ANTONIO FERNANDES	40.143	21 JOSÉ ANTÓNIO RIBEIRO M	45.252	6	21 JOSÉ ANTÓNIO RIBEIRO M	2:05.290	2:05.290	6
7	21 JOSÉ ANTÓNIO RIBEIRO M	39.527	174 JOÃO MANUEL CALADO LUI	40.369	62 JOAQUIM ANTONIO FERNANDES	45.681	7	62 JOAQUIM ANTONIO FERNANDES	2:05.336	2:05.340	7
8	66 ANTONIO CARLOS TEIXEIRA	40.209	21 JOSÉ ANTÓNIO RIBEIRO M	40.511	12 JOAO CARLOS FERNANDES	46.088	8	174 JOÃO MANUEL CALADO LUI	2:06.946	2:07.451	8
9	121 JOAO PAULO RODRIGUES	40.305	66 ANTONIO CARLOS TEIXEIRA	41.084	66 ANTONIO CARLOS TEIXEIRA	46.184	9	66 ANTONIO CARLOS TEIXEIRA	2:07.477	2:07.494	9
10	174 JOÃO MANUEL CALADO LUI	40.384	187 PAULO MACHADO DE MATOS -	41.413	174 JOÃO MANUEL CALADO LUI	46.193	10	187 PAULO MACHADO DE MATOS -	2:08.908	2:09.169	10
11	178 RUI MANUEL MARQUES GO	40.494	48 JOSE MIGUEL VASQUES DE	41.607	48 JOSE MIGUEL VASQUES DE	46.582	11	178 RUI MANUEL MARQUES GO	2:09.053	2:09.653	13
12	187 PAULO MACHADO DE MATOS -	40.836	171 HUGO BRANQUINHO	41.618	187 PAULO MACHADO DE MATOS -	46.659	12	48 JOSE MIGUEL VASQUES DE	2:09.081	2:09.612	12
13	48 JOSE MIGUEL VASQUES DE	40.892	121 JOAO PAULO RODRIGUES	41.717	178 RUI MANUEL MARQUES GO	46.720	13	121 JOAO PAULO RODRIGUES	2:09.473	2:11.966	16
14	171 HUGO BRANQUINHO	41.049	178 RUI MANUEL MARQUES GO	41.839	115 MANUEL DE CARVALHO -	47.292	14	12 JOAO CARLOS FERNANDES	2:09.547	2:09.547	11
15	12 JOAO CARLOS FERNANDES	41.109	44 GONÇALO NOVO	42.079	121 JOAO PAULO RODRIGUES	47.451	15	171 HUGO BRANQUINHO	2:10.291	2:10.697	14
16	115 MANUEL DE CARVALHO -	41.588	115 MANUEL DE CARVALHO -	42.157	171 HUGO BRANQUINHO	47.624	16	115 MANUEL DE CARVALHO -	2:11.037	2:11.248	15
17	56 TIAGO RIBEIRO	41.790	12 JOAO CARLOS FERNANDES	42.350	63 JOAO MIGUEL GOMES PEREIRA	47.650	17	44 GONÇALO NOVO	2:11.922	2:12.055	17
18	163 ELEUTÉRIO DUARTE	41.969	113 RUI MIGUEL FERREIRA SIL	42.496	44 GONÇALO NOVO	47.799	18	113 RUI MIGUEL FERREIRA SIL	2:12.573	2:13.296	20
19	113 RUI MIGUEL FERREIRA SIL	41.984	163 ELEUTÉRIO DUARTE	42.617	50 LUIS IMPÉRIO	47.978	19	163 ELEUTÉRIO DUARTE	2:13.077	2:13.483	21
20	44 GONÇALO NOVO	42.044	69 RICARDO JORGE MARQUE	42.662	113 RUI MIGUEL FERREIRA SIL	48.093	20	69 RICARDO JORGE MARQUE	2:13.087	2:13.169	18
21	63 JOAO MIGUEL GOMES PEREIRA	42.291	57 ANTONIO CARLOS BORGES	42.766	69 RICARDO JORGE MARQUE	48.098	21	56 TIAGO RIBEIRO	2:13.265	2:13.265	19
22	69 RICARDO JORGE MARQUE	42.327	56 TIAGO RIBEIRO	42.975	163 ELEUTÉRIO DUARTE	48.491	22	63 JOAO MIGUEL GOMES PEREIRA	2:13.335	2:14.423	24
23	151 EDUARDO LEITÃO	42.399	150 FILIPE FERREIRA	43.006	56 TIAGO RIBEIRO	48.500	23	50 LUIS IMPÉRIO	2:14.005	2:14.410	23
24	155 DELGADO - OLIVEIRA	42.403	151 EDUARDO LEITÃO	43.020	155 DELGADO - OLIVEIRA	48.619	24	57 ANTONIO CARLOS BORGES	2:14.142	2:14.262	22
25	150 FILIPE FERREIRA	42.412	155 DELGADO - OLIVEIRA	43.257	57 ANTONIO CARLOS BORGES	48.658	25	155 DELGADO - OLIVEIRA	2:14.279	2:14.786	25
26	50 LUIS IMPÉRIO	42.629	63 JOAO MIGUEL GOMES PEREIRA	43.394	54 ANTONIO JOSE SANTOS SA	48.869	26	151 EDUARDO LEITÃO	2:14.866	2:16.140	29
27	57 ANTONIO CARLOS BORGES	42.718	50 LUIS IMPÉRIO	43.398	151 EDUARDO LEITÃO	49.447	27	150 FILIPE FERREIRA	2:14.890	2:15.516	26
28	156 KEVIN MADSEN	42.788	156 KEVIN MADSEN	43.440	150 FILIPE FERREIRA	49.472	28	54 ANTONIO JOSE SANTOS SA	2:15.543	2:15.800	27
29	54 ANTONIO JOSE SANTOS SA	43.180	54 ANTONIO JOSE SANTOS SA	43.494	61 MARCO BASILIO	49.749	29	156 KEVIN MADSEN	2:16.050	2:16.065	28
30	96 MIGUEL ANGELO RODRIGUES	43.898	64 JOSÉ LUIS LEAL MOTA	43.632	156 KEVIN MADSEN	49.822	30	61 MARCO BASILIO	2:18.227	2:19.145	31
31	153 VINCENT LAMBEDAN	43.962	61 MARCO BASILIO	44.289	96 MIGUEL ANGELO RODRIGUES	49.981	31	96 MIGUEL ANGELO RODRIGUES	2:18.386	2:18.956	30
32	61 MARCO BASILIO	44.189	96 MIGUEL ANGELO RODRIGUES	44.507	99 SERGIO MANUEL DA CUNH	50.507	32	99 SERGIO MANUEL DA CUNH	2:19.421	2:20.372	32
33	99 SERGIO MANUEL DA CUNH	44.399	99 SERGIO MANUEL DA CUNH	44.515	64 JOSÉ LUIS LEAL MOTA	51.011	33	153 VINCENT LAMBEDAN	2:20.341	2:24.902	36
34	159 GUILHERME OLIVEIRA	45.828	153 VINCENT LAMBEDAN	44.828	153 VINCENT LAMBEDAN	51.551	34	64 JOSÉ LUIS LEAL MOTA	2:21.075	2:22.017	33
35	119 JOSÉ CALAZANS	46.074	37 MANUEL ANTONIO GOMES	45.386	159 GUILHERME OLIVEIRA	51.595	35	37 MANUEL ANTONIO GOMES	2:23.439	2:23.954	35
36	37 MANUEL ANTONIO GOMES	46.123	119 JOSÉ CALAZANS	46.019	37 MANUEL ANTONIO GOMES	51.930	36	159 GUILHERME OLIVEIRA	2:23.602	2:23.838	34





Autodromo Int. do Algarve

CPVL + CPVSL

Qualifying

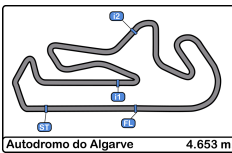
Best Sectors Results

Autodromo do Algarve 4.653 m.



Sector - 1		Sector - 2		Sector - 3		Ideal Lap vs Best Lap					
Clas	Nº Driver	Time	Nº Driver	Time	Nº Driver	Time	Clas	Nº Driver	Ideal Lap	Best Lap	Clas
37	160 PORTO - LOPES PORTO	46.324	159 GUILHERME OLIVEIRA	46.179	160 PORTO - LOPES PORTO	52.069	37	160 PORTO - LOPES PORTO	2:24.939	2:25.162	37
38	65 NUNO BASILIO	46.423	160 PORTO - LOPES PORTO	46.546	119 JOSÉ CALAZANS	53.152	38	119 JOSÉ CALAZANS	2:25.245	2:25.245	38
39	64 JOSÉ LUIS LEAL MOTA	46.432	65 NUNO BASILIO	47.260	65 NUNO BASILIO	53.280	39	65 NUNO BASILIO	2:26.963	2:30.834	39
40	23 ARLINDO BECA	48.651	92 VICENTE MANUEL SERRÃO	48.669	87 PAULO RUI MOURA FERRA	53.321	40	23 ARLINDO BECA	2:34.677	2:36.365	41
41	92 VICENTE MANUEL SERRÃO	49.310	23 ARLINDO BECA	49.610	23 ARLINDO BECA	56.416	41	87 PAULO RUI MOURA FERRA	2:35.164	2:35.211	40
42	87 PAULO RUI MOURA FERRA	51.725	87 PAULO RUI MOURA FERRA	50.118	112 TAVARES - MOTA	56.711	42	92 VICENTE MANUEL SERRÃO	2:36.158	2:40.404	42
43	112 TAVARES - MOTA	55.357	112 TAVARES - MOTA	52.445	92 VICENTE MANUEL SERRÃO	58.179	43	112 TAVARES - MOTA	2:44.513	Transpon	43





Autodromo Int. do Algarve

CPVL + CPVSL

Qualifying

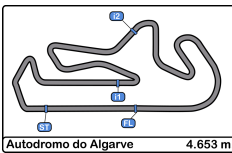
Best 5 Lap Times

Autodromo do Algarve 4.653 m.



Cl	Nº	Entrant/Team	Nat	Driver 1	Nat	Driver 2	Nat	Vehicle	Cat	Cl	Best 1		Best 2		Best 3		Best 4		Best 5	
											Time	Lap	Time	Lap	Time	Lap	Time	Lap	Time	Lap
1	122	MARCO OSÓRIO		MARCO OSÓRIO		MARCOS OLIVEIRA		WESTEFIELD	SUPER	1	1:59.245	12	1:59.255	11	1:59.758	10	2:00.649	9	2:02.062	5
2	118	FRANCISCO MARQUES		FRANCISCO MARQUES				LOTUS ELISE	SUPER	2	2:00.733	8	2:00.769	9	2:02.593	7	2:03.764	11	2:03.867	10
3	15	PAULO SOUSA		PAULO SOUSA				BMW E 36 M3	L99	1	2:01.487	3	2:02.267	4	2:02.716	5	2:07.366	2		
4	111	MANUEL PEDRO DE ALMEIDA		MANUEL PEDRO DE ALMEIDA		HUGO FILIPE RIBEIRO		BMW 320 D	SUPER	3	2:02.055	10	2:02.543	9	2:04.618	8	2:07.212	2	2:10.112	3
5	68	PAULO VIEIRA		PAULO VIEIRA				BMW E 36 M3	L99	2	2:02.096	12	2:02.278	11	2:02.452	10	2:03.652	8	2:04.755	5
6	21	JOSÉ ANTÓNIO RIBEIRO		JOSÉ ANTÓNIO RIBEIRO				BMW E 30 M3	L90	1	2:05.290	9	2:06.427	7	2:06.869	3	2:06.875	8	2:09.904	2
7	62	JOAQUIM ANTONIO FERNANDES RODRIGUES SOARES		JOAQUIM ANTONIO				BMW M3	L99	3	2:05.340	3	2:07.113	7	2:07.737	8	2:08.836	2	2:26.990	9
8	174	JOÃO MANUEL CALADO		JOÃO MANUEL CALADO LUIS				RENAULT SPIDER TROPHY	SUPER	4	2:07.451	13	2:07.931	11	2:08.490	9	2:09.844	10	2:10.516	3
9	66	ANTONIO CARLOS TEIXEIRA PINTO DE BARRIOS		ANTONIO CARLOS TEIXEIRA				BMW M3	L99	4	2:07.494	8	2:07.629	6	2:10.559	2	2:47.436	7	2:53.416	3
10	187	JOAO PAULO MACHADO DE		JOAO PAULO MACHADO DE		JOAO ROCHA PINTO		NISSAN 350 Z	SUPER	5	2:09.169	7	2:09.658	8	2:09.803	9	2:16.816	4	2:20.152	3
11	12	JOAO CARLOS FERNANDES		JOAO CARLOS FERNANDES				FORD SIERRA RS 500	L99	5	2:09.547	5	2:10.308	4	2:36.603	2	3:11.543	3	9:19.271	7
12	48	JOSE MIGUEL VASQUES DE		JOSE MIGUEL VASQUES DE				HONDA INTEGRA TYPE R	L99 / TA	1	2:09.612	10	2:10.697	5	2:10.762	8	2:11.107	9	2:11.296	4
13	178	RUI MANUEL MARQUES		RUI MANUEL MARQUES				HONDA CIVIC TYPE R	SUPER	1	2:09.653	9	2:11.249	10	2:11.309	7	2:12.121	8	2:12.300	11
14	171	HUGO BRANQUINHO		HUGO BRANQUINHO				RENAULT CLIO 2 CUP	SUPER	1	2:10.697	4	2:11.239	10	2:11.292	5	2:20.945	3	2:25.606	8
15	115	ANTONIO MANUEL DE CARVALHO DIAS DUARTE		ANTONIO MANUEL DE		TELMO NUNES COSTA NUNES		RENAULT CLIO CUP	SUPER	2	2:11.248	4	2:11.777	3	2:12.846	5	2:13.696	10	2:13.714	8
16	121	JOAO PAULO RODRIGUES MOREIRA DE SOUSA		JOAO PAULO RODRIGUES				BMW E 30	SUPER	6	2:11.966	2								
17	44	FRANCISCO MARIA MARQUES DA SILVA		GONÇALO NOVO				PEUGEOT 106 GTI	L99 / TA	1	2:12.055	9	2:20.470	2	2:34.261	3	3:26.177	8	3:46.728	4
18	69	RICARDO JORGE MARQUES		RICARDO JORGE MARQUES				HONDA CIVIC	L99 / TA	2	2:13.169	8	2:14.743	6	2:15.072	7	2:16.159	3	2:17.157	2
19	56	TIAGO RIBEIRO		TIAGO RIBEIRO				HONDA INTEGRA TYPE R	L99 / TA	2	2:13.265	3	2:15.365	2	2:43.195	4	3:34.843	8	6:34.086	7
20	113	RUI MIGUEL FERREIRA SILVA		RUI MIGUEL FERREIRA SILVA				RENAULT CLIO SPORT RS	SUPER	2	2:13.296	6	2:13.434	2	2:13.766	3	2:40.131	4	17:01.61	5
21	163	ELEUTÉRIO DUARTE		ELEUTÉRIO DUARTE				RENAULT CLIO RS 2	SUPER	3	2:13.483	4	2:15.392	2	2:23.663	3				
22	57	ANTONIO CARLOS BORGES		ANTONIO CARLOS BORGES				MERCEDES 190 2.3 16	L90	2	2:14.262	3	2:15.472	2	2:27.928	5	2:56.823	4		
23	50	LUIS IMPÉRIO		LUIS IMPÉRIO				BMW 320 IS	LEG TR	1	2:14.410	11	2:14.541	9	2:15.147	10	2:16.393	4	2:16.551	3
24	63	JOAO MIGUEL GOMES PEREIRA		JOAO MIGUEL GOMES				VOLKSWAGEN GOLF GTI	L90 / TA	1	2:14.423	3	2:14.941	2	2:15.427	4	2:47.697	5		
25	155	RAUL DELGADO		RAUL DELGADO		ESTEVÃO OLIVEIRA		HONDA CIVIC CARS & VIBES CUP	SUPER	4	2:14.786	2	2:14.789	7	2:15.070	3	2:16.871	10	2:29.022	8
26	150	FILIPE FERREIRA		FILIPE FERREIRA				HONDA CIVIC CARS & VIBES CUP	SUPER	5	2:15.516	5	2:15.704	4	2:15.925	8	2:18.003	11	2:18.266	3
27	54	ANTONIO JOSE SANTOS		ANTONIO JOSE SANTOS				PEUGEOT 306 GTI	L99 / TA	3	2:15.800	5	2:16.385	4	2:17.480	3	2:19.338	2		
28	156	KEVIN MADSEN		KEVIN MADSEN				HONDA CIVIC CARS & VIBES CUP	SUPER	6	2:16.065	3	2:16.495	2	2:17.288	8	2:17.509	6	2:17.662	7
29	151	EDUARDO LEITÃO		EDUARDO LEITÃO				HONDA CIVIC CARS & VIBES CUP	SUPER	7	2:16.140	2	2:16.390	8	2:17.541	10	2:25.616	4	9:13.656	6
30	96	MIGUEL ANGELO		MIGUEL ANGELO RODRIGUES				CITROEN SAXO	L99 / TA	3	2:18.956	6	2:19.460	8	2:20.020	7	2:21.516	3	2:26.290	2
31	61	MARCO BASILIO		MARCO BASILIO				HONDA CIVIC	L90 / TA	1	2:19.145	10	2:19.585	8	2:21.213	9	2:25.317	3	2:27.076	4
32	99	SERGIO MANUEL DA CUNHA		SERGIO MANUEL DA CUNHA				HONDA CIVIC	L90 / TA	2	2:20.372	3	2:23.993	2	2:38.772	7	2:49.077	4	3:21.381	8
33	64	JOSÉ LUIS LEAL MOTA		JOSÉ LUIS LEAL MOTA				CITROEN SAXO	L99 / TA	4	2:22.017	3	2:35.506	2	3:16.143	4				
34	159	GUILHERME OLIVEIRA		GUILHERME OLIVEIRA				HONDA CIVIC CARS & VIBES CUP	SUPER	8	2:23.838	10	2:24.441	8	2:24.533	9	2:25.082	7	2:27.926	3
35	37	MANUEL ANTONIO GOME		MANUEL ANTONIO GOMES				CITROEN SAXO CUP	L99 / TA	5	2:23.954	4	2:23.979	3	2:29.812	2	2:43.745	7	10:27.40	6
36	153	VINCENT LAMBEDAN		VINCENT LAMBEDAN				HONDA CIVIC CARS & VIBES CUP	SUPER	9	2:24.902	3	2:38.132	4						





Autodromo Int. do Algarve

CPVL + CPVSL

Qualifying

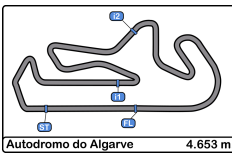
Best 5 Lap Times

Autodromo do Algarve 4.653 m.



Cl	Nº	Entrant/Team	Nat	Driver 1	Nat	Driver 2	Nat	Vehicle	Cat	Cl	Best 1		Best 2		Best 3		Best 4		Best 5	
											Time	Lap	Time	Lap	Time	Lap	Time	Lap	Time	Lap
37	160	PAULO LOPES PORTO		MIGUEL PORTO		PAULO LOPES PORTO		HONDA CIVIC CARS & VIBES CUP	SUPER	10	2:25.162	3	2:26.853	4	2:27.399	2	2:28.120	11	2:29.127	10
38	119	JOSÉ AGÁCIO BARROCA, C. DE CALAZANS DUARTE		JOSÉ CALAZANS				RENAULT SPIDER TROPHY	SUPER	7	2:25.245	4	2:27.627	11	2:29.407	8	2:29.807	10	2:33.520	9
39	65	NUNO BASILIO		NUNO BASILIO				HONDA CIVIC	L90 / TA	3	2:30.834	2	2:54.907	3						
40	87	PAULO RUI MOURA FERR		PAULO RUI MOURA FERR				RENAULT CLIO 16V	L99 / TA	1	2:35.211	9	2:44.970	4	2:45.890	3	2:53.546	2	2:55.765	7
41	23	ARLINDO BECA		ARLINDO BECA				TOYOTA CARINA E	LEGEND	1	2:36.365	3	2:41.495	2	2:49.901	4				
42	92	VICENTE MANUEL SERRÃO		VICENTE MANUEL SERRÃO				VOLKSWAGEN GOLF 4	L90 / L99	1	2:40.404	7	2:41.553	2	2:44.244	4	2:44.325	8	2:44.438	3
43	112	ANDRÉ TAVARES		ANDRÉ TAVARES		MIGUEL MOTA		HONDA S 2000	SUPER	8										





Autodromo Int. do Algarve

CPVL + CPVSL

Qualifying

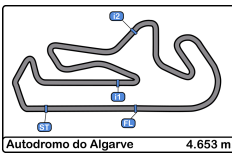
Best 5 Top Speeds

Autodromo do Algarve 4.653 m.



Cl	Nº	Entrant/Team	Nat	Driver 1	Nat	Driver 2	Nat	Vehicle	Cat	Cl	Top 1		Top 2		Top 3		Top 4		Top 5		Avg
											Km/h	Lap	Km/h	Lap	Km/h	Lap	Km/h	Lap	Km/h	Lap	
1	15	PAULO SOUSA		PAULO SOUSA				BMW E 36 M3	L99	1	235.8	3	235.8	5	234.7	4	230.7	6	227.3	2	232.9
2	68	PAULO VIEIRA		PAULO VIEIRA				BMW E 36 M3	L99	2	234.2	8	233.2	9	231.2	4	231.2	11	230.2	10	232.0
3	111	MANUEL PEDRO DE ALMEIDA		MANUEL PEDRO DE ALMEIDA		HUGO FILIPE RIBEIRO		BMW 320 D	SUPER	1	232.2	9	223.1	3	222.6	8	221.3	7	221.3	10	224.1
4	118	FRANCISCO MARQUES		FRANCISCO MARQUES				LOTUS ELISE	SUPER	2	229.2	7	226.4	3	226.4	9	225.9	10	225.0	8	226.6
5	21	JOSÉ ANTÓNIO RIBEIRO		JOSÉ ANTÓNIO RIBEIRO				BMW E 30 M3	L90	1	221.7	8	220.8	9	219.0	7	216.4	3	211.3	2	217.8
6	121	JOAO PAULO RODRIGUES MOREIRA DE SOUSA		JOAO PAULO RODRIGUES				BMW E 30	SUPER	3	221.3	3	214.7	2							218.0
7	62	JOAQUIM ANTONIO FERNANDES RODRIGUES SOARES		JOAQUIM ANTONIO				BMW M3	L99	3	219.5	3	216.4	8	215.5	7	210.5	4	204.1	2	213.2
8	12	JOAO CARLOS FERNANDES		JOAO CARLOS FERNANDES				FORD SIERRA RS 500	L99	4	218.1	6	196.3	5	195.2	4	180.3	8	169.5	2	191.9
9	122	MARCO OSÓRIO		MARCO OSÓRIO		MARCOS OLIVEIRA		WESTFIELD	SUPER	4	218.1	3	214.7	9	213.8	8	213.4	5	212.5	12	214.5
10	187	JOAO PAULO MACHADO DE		JOAO PAULO MACHADO DE		JOAO ROCHA PINTO		NISSAN 350 Z	SUPER	5	216.8	8	214.2	7	213.8	10	213.0	9	203.3	4	212.2
11	174	JOÃO MANUEL CALADO		JOÃO MANUEL CALADO LUIS				RENAULT SPIDER TROPHY	SUPER	6	213.0	9	212.1	10	211.7	11	211.7	12	211.3	4	212.0
12	66	ANTONIO CARLOS TEIXEIRA PINTO DE BARRIOS		ANTONIO CARLOS TEIXEIRA				BMW M3	L99	5	211.7	8	211.3	6	209.3	2	189.1	3	180.9	9	200.4
13	48	JOSE MIGUEL VASQUES DE		JOSE MIGUEL VASQUES DE				HONDA INTEGRA TYPE R	L99 / TA	1	210.1	8	209.7	5	209.7	6	209.3	4	208.8	9	209.5
14	155	RAUL DELGADO		RAUL DELGADO		ESTEVÃO OLIVEIRA		HONDA CIVIC CARS & VIBES CUP	SUPER	1	210.1	3	207.6	4	206.5	8	205.7	5	204.1	7	206.8
15	171	HUGO BRANQUINHO		HUGO BRANQUINHO				RENAULT CLIO 2 CUP	SUPER	2	208.8	3	204.5	5	203.0	4	202.6	8	202.2	11	204.2
16	163	ELEUTÉRIO DUARTE		ELEUTÉRIO DUARTE				RENAULT CLIO RS 2	SUPER	3	206.8	3	206.1	5	203.7	4	198.5	2	163.1	6	195.6
17	178	RUI MANUEL MARQUES		RUI MANUEL MARQUES				HONDA CIVIC TYPE R	SUPER	1	206.5	9	205.7	10	203.3	5	202.6	2	202.2	7	204.0
18	56	TIAGO RIBEIRO		TIAGO RIBEIRO				HONDA INTEGRA TYPE R	L99 / TA	2	204.9	3	201.4	2	198.8	8	175.8	4	108.3	6	177.9
19	50	LUIS IMPÉRIO		LUIS IMPÉRIO				BMW 320 IS	LEG TR	1	204.5	8	201.4	9	200.7	10	200.0	11	197.8	4	200.9
20	54	ANTONIO JOSE SANTOS		ANTONIO JOSE SANTOS				PEUGEOT 306 GTI	L99 / TA	3	204.5	3	204.1	5	201.8	4	200.3	2	128.8	6	187.9
21	69	RICARDO JORGE MARQUES		RICARDO JORGE MARQUES				HONDA CIVIC	L99 / TA	1	204.5	6	202.6	3	198.5	4	198.5	8	198.1	7	200.4
22	151	EDUARDO LEITÃO		EDUARDO LEITÃO				HONDA CIVIC CARS & VIBES CUP	SUPER	4	203.3	8	201.4	11	200.7	10	200.3	4	199.2	3	201.0
23	57	ANTONIO CARLOS BORGES		ANTONIO CARLOS BORGES				MERCEDES 190 2.3 16	L90	2	203.0	3	202.6	6	202.2	2	201.4	5	157.6	4	193.4
24	150	FILIFE FERREIRA		FILIFE FERREIRA				HONDA CIVIC CARS & VIBES CUP	SUPER	5	202.2	8	201.8	5	201.4	9	200.7	10	200.3	3	201.3
25	63	JOAO MIGUEL GOMES PEREIRA		JOAO MIGUEL GOMES				VOLKSWAGEN GOLF GTI	L90 / TA	1	201.1	3	183.9	4	180.9	2	155.6	5			180.4
26	153	VINCENT LAMBEDAN		VINCENT LAMBEDAN				HONDA CIVIC CARS & VIBES CUP	SUPER	6	199.6	3	196.3	2	183.3	4					193.1
27	96	MIGUEL ANGELO		MIGUEL ANGELO RODRIGUES				CITROEN SAXO	L99 / TA	2	199.2	7	197.4	6	193.2	8	192.8	9	191.4	4	194.8
28	156	KEVIN MADSEN		KEVIN MADSEN				HONDA CIVIC CARS & VIBES CUP	SUPER	7	199.2	4	198.8	3	197.8	6	196.3	7	196.0	2	197.6
29	115	ANTONIO MANUEL DE CARVALHO DIAS DIARTE		ANTONIO MANUEL DE		TELMO NUNES COSTA NUNES		RENAULT CLIO CUP	SUPER	8	198.5	6	195.2	8	194.5	5	193.8	11	193.5	3	195.1
30	113	RUI MIGUEL FERREIRA SI		RUI MIGUEL FERREIRA SILVA				RENAULT CLIO SPORT RS	SUPER	2	198.1	6	197.0	2	194.9	3	178.5	7	173.0	4	188.3
31	44	FRANCISCO MARIA MARQUES DA		GONÇALO NOVO				PEUGEOT 106 GTI	L99 / TA	3	193.8	9	192.5	3	189.1	5	186.8	2	170.6	10	186.6
32	64	JOSÉ LUIS LEAL MOTA		JOSÉ LUIS LEAL MOTA				CITROEN SAXO	L99 / TA	4	191.4	3	190.1	4	184.3	2					188.6
33	99	SERGIO MANUEL DA CUNHA		SERGIO MANUEL DA CUNHA				HONDA CIVIC	L90 / TA	1	191.1	3	190.8	6	189.4	4	184.6	2	178.8	7	186.9
34	61	MARCO BASILIO		MARCO BASILIO				HONDA CIVIC	L90 / TA	2	187.5	8	186.2	9	185.2	10	183.9	4	183.6	3	185.3
35	119	JOSÉ ACÁCIO BARROCA C. DE CALAZANS DUARTE		JOSÉ CALAZANS				RENAULT SPIDER TROPHY	SUPER	7	186.5	10	182.1	8	177.6	4	172.8	11	170.3	5	177.8
36	37	MANUEL ANTONIO GOME		MANUEL ANTONIO GOMES				CITROEN SAXO CUP	L99 / TA	5	183.9	3	181.5	4	179.4	5	177.3	8	156.0	2	175.6





Autodromo Int. do Algarve

CPVL + CPVSL

Qualifying

Best 5 Top Speeds

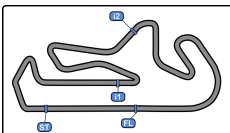
Autodromo do Algarve 4.653 m.



FEDERAÇÃO PORTUGUESA
DE AUTOMOBILISMO E KARTING

Cl	Nº	Entrant/Team	Nat	Driver 1	Nat	Driver 2	Nat	Vehicle	Cat	Cl	Top 1		Top 2		Top 3		Top 4		Top 5		Avg	
											Km/h	Lap	Km/h	Lap	Km/h	Lap	Km/h	Lap	Km/h	Lap		
37	65	NUNO BASILIO		NUNO BASILIO				HONDA CIVIC	L90 / TA	3	182.7	3	166.4	2								174.5
38	159	GUILHERME OLIVEIRA		GUILHERME OLIVEIRA				HONDA CIVIC CARS & VIBES CUP	SUPER	9	181.2	7	181.2	8	181.2	9	180.0	10	178.2	4		180.3
39	160	PAULO LOPES PORTO		MIGUEL PORTO		PAULO LOPES PORTO		HONDA CIVIC CARS & VIBES CUP	SUPER	10	179.1	5	177.9	3	175.6	4	175.6	8	174.7	2		176.6
40	23	ARLINDO BECA		ARLINDO BECA				TOYOTA CARINA E	LEGEND	1	175.8	3	167.7	2	162.8	4						168.8
41	92	VICENTE MANUEL SERRÃO		VICENTE MANUEL SERRÃO				VOLKSWAGEN GOLF 4	L90 / L99	1	173.0	7	168.2	8	166.9	9	163.6	5	160.0	3		166.3
42	112	ANDRÉ TAVARES		ANDRÉ TAVARES		MIGUEL MOTA		HONDA S 2000	SUPER	8	169.0	2	148.7	3								158.8
43	87	PAULO RUI MOURA FERR		PAULO RUI MOURA FERR				RENAULT CLIO 16V	L99 / TA	1	150.2	3	149.1	10	148.3	5	143.2	7	142.6	9		146.7





Autodromo Int. do Algarve

CPVL + CPVSL

Qualifying

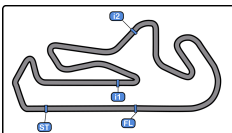
Fastest Laps Sequence

Autodromo do Algarve 4.653 m.



Lap	Time of Day	Session Time	Nº Entrant/Team	Nat	Driver 1	Nat	Driver 2	Nat	Vehicle	Cat	Time	Km/h
2	8:34:24.650	4:24.650	111 MANUEL PEDRO DE ALMEIDA FERNANDES		MANUEL PEDRO DE ALMEIDA		HUGO FILIPE RIBEIRO		BMW 320 D	SUPER	2:07.212	131.6
2	8:35:18.789	5:18.789	68 PAULO VIEIRA		PAULO VIEIRA				BMW E 36 M3	L99	2:06.716	132.1
3	8:37:02.430	7:02.430	15 PAULO SOUSA		PAULO SOUSA				BMW E 36 M3	L99	2:01.487	137.8
8	8:57:06.446	27:06.446	118 FRANCISCO MARQUES GONÇALVES		FRANCISCO MARQUES				LOTUS ELISE	SUPER	2:00.733	138.7
9	8:57:12.957	27:12.957	122 MARCO OSÓRIO		MARCO OSÓRIO		MARCOS OLIVEIRA		WESTEFIELD	SUPER	2:00.649	138.8
10	8:59:12.715	29:12.715	122 MARCO OSÓRIO		MARCO OSÓRIO		MARCOS OLIVEIRA		WESTEFIELD	SUPER	1:59.758	139.8
11	9:01:11.970	31:11.970	122 MARCO OSÓRIO		MARCO OSÓRIO		MARCOS OLIVEIRA		WESTEFIELD	SUPER	1:59.255	140.4
12	9:03:11.215	33:11.215	122 MARCO OSÓRIO		MARCO OSÓRIO		MARCOS OLIVEIRA		WESTEFIELD	SUPER	1:59.245	140.4





Autodromo Int. do Algarve

CPVL + CPVSL

Qualifying

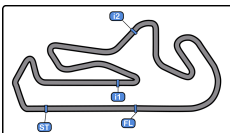
Event Best Maximum Speed

Autodromo do Algarve 4.653 m.



Nº	Entrant/Team	Nat	Driver 1	Nat	Driver 2	Nat	Vehicle	Cat	Km/h	Session
15	PAULO SOUSA		PAULO SOUSA				BMW E 36 M3	L99	235.8	Qualifying
68	PAULO VIEIRA		PAULO VIEIRA				BMW E 36 M3	L99	234.2	Qualifying
111	MANUEL PEDRO DE ALMEIDA FERNANDES		MANUEL PEDRO DE ALMEIDA		HUGO FILIPE RIBEIRO MESTRE		BMW 320 D	SUPER	232.2	Qualifying
118	FRANCISCO MARQUES GONÇALVES		FRANCISCO MARQUES				LOTUS ELISE	SUPER	229.2	Qualifying
21	JOSÉ ANTÓNIO RIBEIRO MEIRELES		JOSÉ ANTÓNIO RIBEIRO				BMW E 30 M3	L90	221.7	Qualifying
121	JOAO PAULO RODRIGUES MOREIRA DE SOUSA		JOAO PAULO RODRIGUES				BMW E 30	SUPER	221.3	Qualifying
62	JOAQUIM ANTONIO FERNANDES RODRIGUES SOARES		JOAQUIM ANTONIO FERNANDES				BMW M3	L99	219.5	Qualifying
122	MARCO OSÓRIO		MARCO OSÓRIO		MARCOS OLIVEIRA		WESTFIELD	SUPER	218.1	Qualifying
12	JOAO CARLOS FERNANDES NOVO		JOAO CARLOS FERNANDES				FORD SIERRA RS 500	L99	218.1	Qualifying
187	JOAO PAULO MACHADO DE MATOS		JOAO PAULO MACHADO DE		JOAO ROCHA PINTO MACHADO		NISSAN 350 Z	SUPER	216.8	Qualifying
174	JOÃO MANUEL CALADO LUIS		JOÃO MANUEL CALADO LUIS				RENAULT SPIDER TROPHY	SUPER	216.0	Free Practice
66	ANTONIO CARLOS TEIXEIRA PINTO DE BARROS		ANTONIO CARLOS TEIXEIRA				BMW M3	L99	211.7	Qualifying
163	ELEUTÉRIO DUARTE		ELEUTÉRIO DUARTE				RENAULT CLIO RS 2	SUPER	210.5	Free Practice
48	JOSE MIGUEL VASQUES DE ALMEIDA		JOSE MIGUEL VASQUES DE				HONDA INTEGRA TYPE R	L99 / TA	210.1	Free Practice
155	RAUL DELGADO		RAUL DELGADO		ESTEVAO OLIVEIRA		HONDA CIVIC CARS & VIBES CUP	SUPER	210.1	Qualifying
171	HUGO BRANQUINHO		HUGO BRANQUINHO				RENAULT CLIO 2 CUP	SUPER	208.8	Qualifying
178	RUI MANUEL MARQUES GONÇALVES		RUI MANUEL MARQUES				HONDA CIVIC TYPE R	SUPER	206.5	Qualifying
50	LUIS IMPÉRIO		LUIS IMPÉRIO				BMW 320 IS	LEG TR	206.1	Free Practice
56	TIAGO RIBEIRO		TIAGO RIBEIRO				HONDA INTEGRA TYPE R	L99 / TA	204.9	Qualifying
54	ANTONIO JOSE SANTOS SARABANDO		ANTONIO JOSE SANTOS				PEUGEOT 306 GTI	L99 / TA	204.5	Qualifying
69	RICARDO JORGE MARQUES DINIZ		RICARDO JORGE MARQUES				HONDA CIVIC	L99 / TA	204.5	Qualifying
96	MIGUEL ANGELO RODRIGUES MATIAS		MIGUEL ANGELO RODRIGUES				CITROEN SAXO	L99 / TA	203.7	Free Practice
156	KEVIN MADSEN		KEVIN MADSEN				HONDA CIVIC CARS & VIBES CUP	SUPER	203.3	Free Practice
151	EDUARDO LEITÃO		EDUARDO LEITÃO				HONDA CIVIC CARS & VIBES CUP	SUPER	203.3	Qualifying
57	ANTONIO CARLOS BORGES CONCEIÇÃO		ANTONIO CARLOS BORGES				MERCEDES 190 2.3 16	L90	203.0	Qualifying
150	FILIPE FERREIRA		FILIPE FERREIRA				HONDA CIVIC CARS & VIBES CUP	SUPER	202.2	Qualifying
115	ANTONIO MANUEL DE CARVALHO DIAS DUARTE		ANTONIO MANUEL DE		TELMO NUNES COSTA NUNES		RENAULT CLIO CUP	SUPER	201.1	Free Practice
63	JOAO MIGUEL GOMES PEREIRA RIBEIRO		JOAO MIGUEL GOMES PEREIRA				VOLKSWAGEN GOLF GTI	L90 / TA	201.1	Qualifying
153	VINCENT LAMBEDAN		VINCENT LAMBEDAN				HONDA CIVIC CARS & VIBES CUP	SUPER	199.6	Qualifying
113	RUI MIGUEL FERREIRA SILVA		RUI MIGUEL FERREIRA SILVA				RENAULT CLIO SPORT RS	SUPER	198.1	Qualifying
64	JOSÉ LUIS LEAL MOTA		JOSÉ LUIS LEAL MOTA				CITROEN SAXO	L99 / TA	196.0	Free Practice
44	FRANCISCO MARIA MARQUES DA SILVA		GONÇALO NOVO				PEUGEOT 106 GTI	L99 / TA	193.8	Qualifying
99	SERGIO MANUEL DA CUNHA PINTO		SERGIO MANUEL DA CUNHA				HONDA CIVIC	L90 / TA	191.1	Qualifying
61	MARCO BASILIO		MARCO BASILIO				HONDA CIVIC	L90 / TA	187.5	Qualifying
65	NUNO BASILIO		NUNO BASILIO				HONDA CIVIC	L90 / TA	186.8	Free Practice
119	JOSÉ ACÁCIO BARROCA C. DE CALAZANS DUARTE		JOSÉ CALAZANS				RENAULT SPIDER TROPHY	SUPER	186.5	Qualifying
37	MANUEL ANTONIO GOMES MOT		MANUEL ANTONIO GOMES MOTA				CITROEN SAXO CUP	L99 / TA	185.2	Free Practice
159	GUILHERME OLIVEIRA		GUILHERME OLIVEIRA				HONDA CIVIC CARS & VIBES CUP	SUPER	182.1	Free Practice





Autodromo Int. do Algarve

CPVL + CPVSL

Qualifying

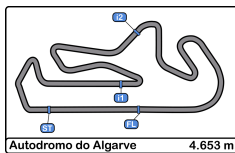
Event Best Maximum Speed

Autodromo do Algarve 4.653 m.



Nº	Entrant/Team	Nat	Driver 1	Nat	Driver 2	Nat	Vehicle	Cat	Km/h	Session
160	PAULO LOPES PORTO		MIGUEL PORTO		PAULO LOPES PORTO		HONDA CIVIC CARS & VIBES CUP	SUPER	179.1	Qualifying
23	ARLINDO BECA		ARLINDO BECA				TOYOTA CARINA E	LEGEND	177.6	Free Practice
92	VICENTE MANUEL SERRÃO COUTO		VICENTE MANUEL SERRÃO				VOLKSWAGEN GOLF 4	L90 / L99	173.0	Qualifying
112	ANDRÉ TAVARES		ANDRÉ TAVARES		MIGUEL MOTA		HONDA S 2000	SUPER	169.0	Qualifying
87	PAULO RUI MOURA FERRAZ		PAULO RUI MOURA FERRAZ				RENAULT CLIO 16V	L99 / TA	150.2	Qualifying





Autodromo Int. do Algarve
CPVL + CPVSL
Qualifying
Pit Stop Analysis



12 JOAO CARLOS FERNANDES NOVO FORD SIERRA RS 500

L99 JOAO CARLOS FERNANDES NOVO

Nº	In Day Time	In Time	Out Time	Pit Time	T. Pit Time	Handicap	Diff.
1	8:35:13.078	8:35:13.078	8:36:17.695	1:04.617	1:04.617		
2	8:45:45.426	8:45:45.426	8:52:58.331	7:12.905	8:17.522		

21 JOSÉ ANTÓNIO RIBEIRO MEIRELES BMW E 30 M3

L90 JOSÉ ANTÓNIO RIBEIRO MEIRELES

Nº	In Day Time	In Time	Out Time	Pit Time	T. Pit Time	Handicap	Diff.
1	8:40:26.057	8:40:26.057	8:43:04.131	2:38.074	2:38.074		
2	8:46:09.986	8:46:09.986	8:51:14.367	5:04.381	7:42.455		

23 ARLINDO BECA TOYOTA CARINA E

LEGENDS T ARLINDO BECA

Nº	In Day Time	In Time	Out Time	Pit Time	T. Pit Time	Handicap	Diff.
1	8:41:58.014	8:41:58.014	8:43:23.582	1:25.568	1:25.568		

37 MANUEL ANTONIO GOMES MOTA CITROEN SAXO CUP

L99 / TAÇA MANUEL ANTONIO GOMES MOTA

Nº	In Day Time	In Time	Out Time	Pit Time	T. Pit Time	Handicap	Diff.
1	8:43:38.481	8:43:38.481	8:51:16.388	7:37.907	7:37.907		

44 GONÇALO NOVO PEUGEOT 106 GTI

L99 / TAÇA FRANCISCO MARIA MARQUES DA SIL

Nº	In Day Time	In Time	Out Time	Pit Time	T. Pit Time	Handicap	Diff.
1	8:37:30.437	8:37:30.437	8:39:05.479	1:35.042	1:35.042		
2	8:46:43.818	8:46:43.818	8:53:20.114	6:36.296	8:11.338		
3	8:55:36.982	8:55:36.982	8:56:44.860	1:07.878	9:19.216		

48 JOSE MIGUEL VASQUES DE ALMEIDA HONDA INTEGRA TYPE R

L99 / TAÇA JOSE MIGUEL VASQUES DE ALMEIDA

Nº	In Day Time	In Time	Out Time	Pit Time	T. Pit Time	Handicap	Diff.
1	8:44:32.555	8:44:32.555	8:51:03.229	6:30.674	6:30.674		

50 LUIS IMPÉRIO BMW 320 IS

LEG TROPH LUIS IMPÉRIO

Nº	In Day Time	In Time	Out Time	Pit Time	T. Pit Time	Handicap	Diff.
1	8:45:40.466	8:45:40.466	8:51:26.975	5:46.509	5:46.509		

56 TIAGO RIBEIRO HONDA INTEGRA TYPE R

L99 / TAÇA TIAGO RIBEIRO

Nº	In Day Time	In Time	Out Time	Pit Time	T. Pit Time	Handicap	Diff.
1	8:39:36.740	8:39:36.740	8:41:08.066	1:31.326	1:31.326		
2	8:47:00.840	8:47:00.840	8:51:22.931	4:22.091	5:53.417		

61 MARCO BASILIO HONDA CIVIC

L90 / TAÇA MARCO BASILIO

Nº	In Day Time	In Time	Out Time	Pit Time	T. Pit Time	Handicap	Diff.
1	8:46:17.856	8:46:17.856	8:51:17.926	5:00.070	5:00.070		

62 JOAQUIM ANTONIO FERNANDES RODRIGUE BMW M3

L99 JOAQUIM ANTONIO FERNANDES RO

Nº	In Day Time	In Time	Out Time	Pit Time	T. Pit Time	Handicap	Diff.
1	8:39:38.173	8:39:38.173	8:42:54.578	3:16.405	3:16.405		
2	8:45:49.690	8:45:49.690	8:52:40.479	6:50.789	10:07.194		

66 ANTONIO CARLOS TEIXEIRA PINTO DE BAR BMW M3

L99 ANTONIO CARLOS TEIXEIRA PINTO D

Nº	In Day Time	In Time	Out Time	Pit Time	T. Pit Time	Handicap	Diff.
1	8:45:43.416	8:45:43.416	8:51:06.391	5:22.975	5:22.975		

68 PAULO VIEIRA BMW E 36 M3

L99 PAULO VIEIRA

Nº	In Day Time	In Time	Out Time	Pit Time	T. Pit Time	Handicap	Diff.
1	8:44:01.138	8:44:01.138	8:50:54.101	6:52.963	6:52.963		

69 RICARDO JORGE MARQUES DINIZ HONDA CIVIC

L99 / TAÇA RICARDO JORGE MARQUES DINIZ

Nº	In Day Time	In Time	Out Time	Pit Time	T. Pit Time	Handicap	Diff.
1	8:40:10.889	8:40:10.889	8:50:48.589	10:37.700	10:37.700		

87 PAULO RUI MOURA FERRAZ RENAULT CLIO 16V

L99 / TAÇA PAULO RUI MOURA FERRAZ

Nº	In Day Time	In Time	Out Time	Pit Time	T. Pit Time	Handicap	Diff.
1	8:45:26.860	8:45:26.860	8:51:31.792	6:04.932	6:04.932		
2	8:56:56.144	8:56:56.144	8:58:07.473	1:11.329	7:16.261		

92 VICENTE MANUEL SERRÃO COUTO VOLKSWAGEN GOLF 4

L90 / L99 VICENTE MANUEL SERRÃO COUTO

Nº	In Day Time	In Time	Out Time	Pit Time	T. Pit Time	Handicap	Diff.
1	8:44:35.963	8:44:35.963	8:50:58.065	6:22.102	6:22.102		

96 MIGUEL ANGELO RODRIGUES MATIAS CITROEN SAXO

L99 / TAÇA MIGUEL ANGELO RODRIGUES MATIA

Nº	In Day Time	In Time	Out Time	Pit Time	T. Pit Time	Handicap	Diff.
1	8:41:40.296	8:41:40.296	8:50:52.310	9:12.014	9:12.014		

99 SERGIO MANUEL DA CUNHA PINTO HONDA CIVIC

L90 / TAÇA SERGIO MANUEL DA CUNHA PINTO

Nº	In Day Time	In Time	Out Time	Pit Time	T. Pit Time	Handicap	Diff.
1	8:41:48.115	8:41:48.115	8:52:00.373	10:12.258	10:12.258		
2	8:59:10.975	8:59:10.975	9:00:16.681	1:05.706	11:17.964		

111 MANUEL PEDRO DE ALMEIDA FERNANDES BMW 320 D

SUPER EXT HUGO FILIPE RIBEIRO M MANUEL PEDRO DE ALMEIDA FERNA

Nº	In Day Time	In Time	Out Time	Pit Time	T. Pit Time	Handicap	Diff.
1	8:39:30.174	8:39:30.174	8:42:14.153	2:43.979	2:43.979		
2	8:45:23.962	8:45:23.962	8:50:56.555	5:32.593	8:16.572		

113 RUI MIGUEL FERREIRA SILVA RENAULT CLIO SPORT RS

SUPER TUR RUI MIGUEL FERREIRA SILVA

Nº	In Day Time	In Time	Out Time	Pit Time	T. Pit Time	Handicap	Diff.
1	8:40:32.917	8:40:32.917	8:55:11.131	14:38.214	14:38.214		

115 ANTONIO MANUEL DE CARVALHO RENAULT CLIO CUP

SUPER TRO TELMO NUNES COSTA N ANTONIO MANUEL DE CARVALHO DI

Nº	In Day Time	In Time	Out Time	Pit Time	T. Pit Time	Handicap	Diff.
1	8:44:18.108	8:44:18.108	8:51:24.416	7:06.308	7:06.308		

118 FRANCISCO MARQUES GONÇALVES LOTUS ELISE

SUPER EXT FRANCISCO MARQUES GONÇALVES

Nº	In Day Time	In Time	Out Time	Pit Time	T. Pit Time	Handicap	Diff.
1	8:42:40.108	8:42:40.108	8:50:55.214	8:15.106	8:15.106		

119 JOSÉ CALAZANS RENAULT SPIDER TROPHY

SUPER EXT JOSÉ ACÁCIO BARROCA C. DE CALA

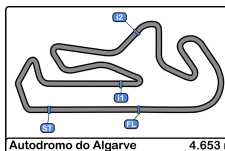
Nº	In Day Time	In Time	Out Time	Pit Time	T. Pit Time	Handicap	Diff.
1	8:46:49.972	8:46:49.972	8:51:25.930	4:35.958	4:35.958		

122 MARCO OSÓRIO WESTFIELD

SUPER EXT MARCOS OLIVEIRA MARCO OSÓRIO

Nº	In Day Time	In Time	Out Time	Pit Time	T. Pit Time	Handicap	Diff.
1	8:44:59.275	8:44:59.275	8:50:59.871	6:00.596	6:00.596		





Autodromo do Algarve 4.653 m.

Autodromo Int. do Algarve

CPVL + CPVSL

Qualifying

Pit Stop Analysis



150 FILIPE FERREIRA HONDA CIVIC CARS & VIBES CUP

SUPER TRO FILIPE FERREIRA

Nº	In Day Time	In Time	Out Time	Pit Time	T. Pit Time	Handicap	Diff.
1	8:45:48.112	8:45:48.112	8:51:10.278	5:22.166	5:22.166		

151 EDUARDO LEITÃO HONDA CIVIC CARS & VIBES CUP

SUPER TRO EDUARDO LEITÃO

Nº	In Day Time	In Time	Out Time	Pit Time	T. Pit Time	Handicap	Diff.
1	8:40:21.357	8:40:21.357	8:42:24.194	2:02.837	2:02.837		
2	8:44:52.732	8:44:52.732	8:51:52.098	6:59.366	9:02.203		

155 RAUL DELGADO HONDA CIVIC CARS & VIBES CUP

SUPER TRO ESTEVÃO OLIVEIRA RAUL DELGADO

Nº	In Day Time	In Time	Out Time	Pit Time	T. Pit Time	Handicap	Diff.
1	8:42:00.905	8:42:00.905	8:43:26.589	1:25.684	1:25.684		
2	8:57:38.416	8:57:38.416	8:59:49.445	2:11.029	3:36.713		

156 KEVIN MADSEN HONDA CIVIC CARS & VIBES CUP

SUPER TRO KEVIN MADSEN

Nº	In Day Time	In Time	Out Time	Pit Time	T. Pit Time	Handicap	Diff.
1	8:40:39.105	8:40:39.105	8:51:04.454	10:25.349	10:25.349		

159 GUILHERME OLIVEIRA HONDA CIVIC CARS & VIBES CUP

SUPER TRO GUILHERME OLIVEIRA

Nº	In Day Time	In Time	Out Time	Pit Time	T. Pit Time	Handicap	Diff.
1	8:44:15.672	8:44:15.672	8:51:07.910	6:52.238	6:52.238		

160 MIGUEL PORTO HONDA CIVIC CARS & VIBES CUP

SUPER TRO PAULO LOPES PORTO PAULO LOPES PORTO

Nº	In Day Time	In Time	Out Time	Pit Time	T. Pit Time	Handicap	Diff.
1	8:47:02.597	8:47:02.597	8:51:28.870	4:26.273	4:26.273		

171 HUGO BRANQUINHO RENAULT CLIO 2 CUP

SUPER TRO HUGO BRANQUINHO

Nº	In Day Time	In Time	Out Time	Pit Time	T. Pit Time	Handicap	Diff.
1	8:44:37.995	8:44:37.995	8:51:34.556	6:56.561	6:56.561		
2	8:56:13.795	8:56:13.795	8:57:23.882	1:10.087	8:06.648		

174 JOÃO MANUEL CALADO LUIS RENAULT SPIDER TROPHY

SUPER EXT JOÃO MANUEL CALADO LUIS

Nº	In Day Time	In Time	Out Time	Pit Time	T. Pit Time	Handicap	Diff.
1	8:46:28.070	8:46:28.070	8:51:20.351	4:52.281	4:52.281		

178 RUI MANUEL MARQUES GONÇALVES HONDA CIVIC TYPE R

SUPER TUR RUI MANUEL MARQUES GONÇALVES

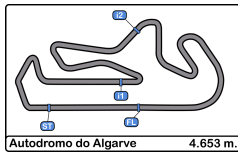
Nº	In Day Time	In Time	Out Time	Pit Time	T. Pit Time	Handicap	Diff.
1	8:38:49.619	8:38:49.619	8:40:09.151	1:19.532	1:19.532		
2	8:45:37.380	8:45:37.380	8:51:01.878	5:24.498	6:44.030		

187 JOAO PAULO MACHADO DE MATOS NISSAN 350 Z

SUPER EXT JOAO ROCHA PINTO MA JOAO PAULO MACHADO DE MATOS

Nº	In Day Time	In Time	Out Time	Pit Time	T. Pit Time	Handicap	Diff.
1	8:44:33.412	8:44:33.412	8:51:12.238	6:38.826	6:38.826		

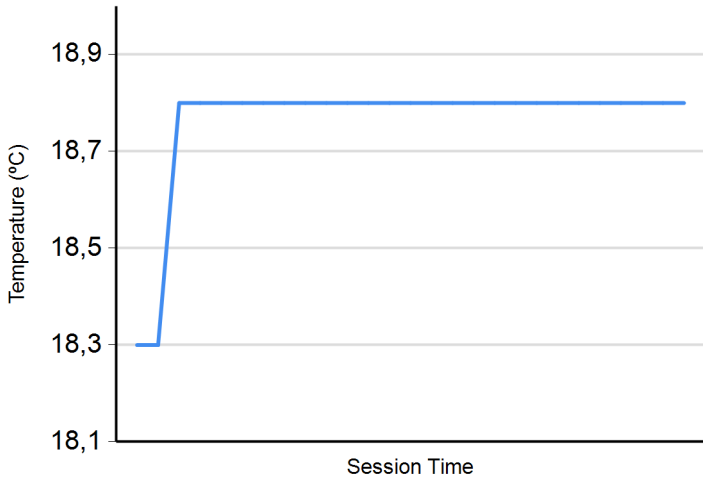




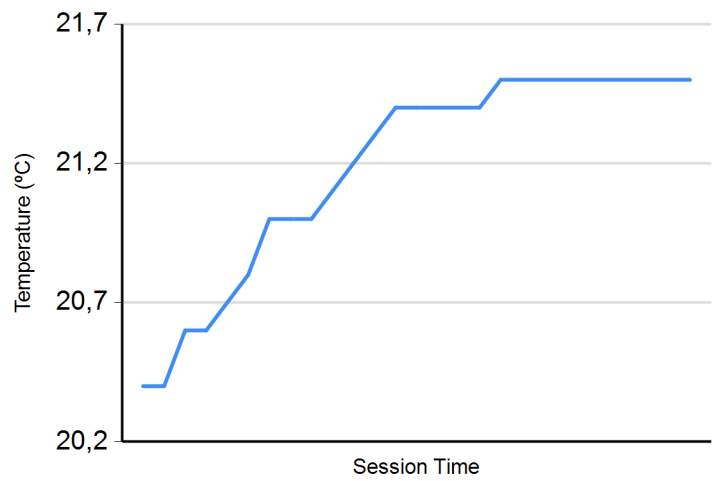
Autodromo Int. do Algarve
CPVL + CPVSL
Qualifying
Weather Report



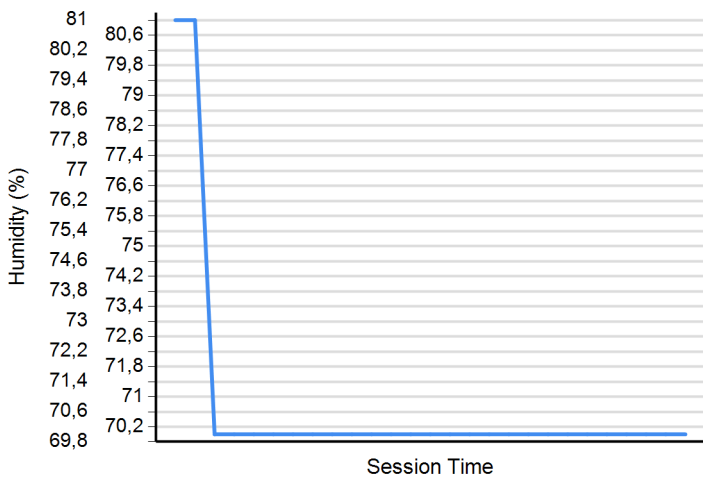
Air Temperature



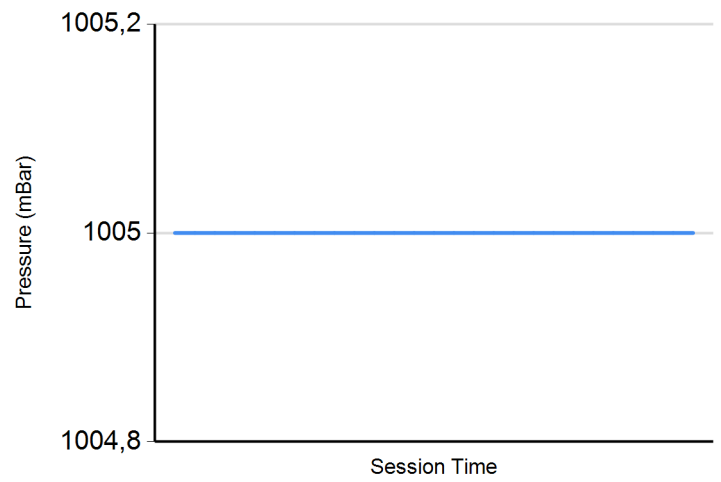
Track Temperature



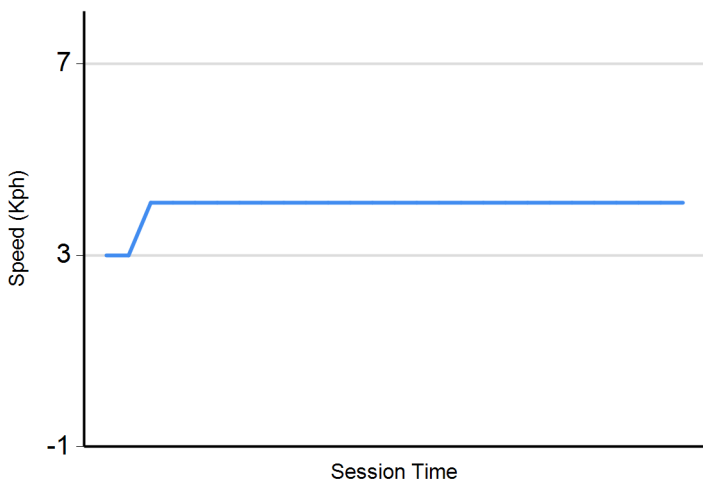
Humidity



Pressure



Wind Speed



Wind direction

