

Autodromo Int. do Algarve

CPVL + CPVSL

Race - 2

Provisional Results

Autodromo do Algarve 4.653 m.



Cls	Nº	Entrant/Team	Nat	Driver 1	Nat	Driver 2	Nat	Vehicle	Cat	Cl	Laps	Total Time	Gap	Interval	Km/h	Best	Time	Km/h
1	15	PAULO SOUSA		PAULO SOUSA				BMW E 36 M3	L99	1	10	20:38.226			135.2	8	2:01.887	137.4
2	122	MARCO OSÓRIO		MARCO OSÓRIO		MARCOS OLIVEIRA		WESTFIELD	SUPER	1	10	20:42.324	4.098	4.098	134.8	4	1:59.338	140.3
3	68	PAULO VIEIRA		PAULO VIEIRA				BMW E 36 M3	L99	2	10	21:00.689	22.463	18.365	132.8	4	2:03.049	136.1
4	21	JOSÉ ANTÓNIO RIBEIRO		JOSÉ ANTÓNIO RIBEIRO				BMW E 30 M3	L90	1	10	21:14.969	36.743	14.280	131.3	3	2:05.123	133.8
5	118	FRANCISCO MARQUES		FRANCISCO MARQUES				LOTUS ELISE	SUPER	2	10	21:20.739	42.513	5.770	130.7	5	2:00.088	139.4
6	62	JOAQUIM ANTONIO FERNANDES RODRIGUES SOARES		JOAQUIM ANTONIO				BMW M3	L99	3	10	21:24.428	46.202	3.689	130.4	9	2:06.338	132.5
7	174	JOÃO MANUEL CALADO LU		JOÃO MANUEL CALADO LUIS				RENAULT SPIDER TROP	SUPER	3	10	21:37.022	58.796	12.594	129.1	5	2:06.851	132.0
8	66	ANTONIO CARLOS TEIXEIRA PINTO DE BARROS		ANTONIO CARLOS TEIXEIRA				BMW M3	L99	4	10	22:03.828	1:25.602	26.806	126.5	2	2:10.153	128.7
9	121	JOAO PAULO RODRIGUES MOREIRA DE SOUSA		JOAO PAULO RODRIGUES				BMW E 30	SUPER	4	10	22:07.337	1:29.111	3.509	126.1	3	2:11.182	127.6
10	115	ANTONIO MANUEL DE CARVALHO DIAS DIARTE		ANTONIO MANUEL DE		TELMO NUNES COSTA		RENAULT CLIO CUP	SUPER	1	10	22:23.773	1:45.547	16.436	124.6	3	2:11.199	127.6
11	48	JOSE MIGUEL VASQUES DE		JOSE MIGUEL VASQUES DE				HONDA INTEGRA TYPE	L99 / TA	1	10	22:32.816	1:54.590	9.043	123.8	7	2:11.941	126.9
12	57	ANTONIO CARLOS BORGES		ANTONIO CARLOS BORGES				MERCEDES 190 2.3 16	L90	2	10	22:55.771	2:17.545	22.955	121.7	3	2:14.710	124.3
13	69	RICARDO JORGE MARQUES		RICARDO JORGE MARQUES				HONDA CIVIC	L99 / TA	1	9	20:42.791	1 Lap	1 Lap	121.3	5	2:13.681	125.3
14	163	ELEUTÉRIO DUARTE		ELEUTÉRIO DUARTE				RENAULT CLIO RS 2	SUPER	2	9	20:43.351	1 Lap	0.560	121.2	6	2:13.423	125.5
15	150	FILIFE FERREIRA		FILIFE FERREIRA				HONDA CIVIC CARS & VIBES CUP	SUPER	3	9	20:51.586	1 Lap	8.235	120.4	4	2:17.235	122.0
16	187	JOAO PAULO MACHADO DE		JOAO PAULO MACHADO DE		JOAO ROCHA PINTO		NISSAN 350 Z	SUPER	5	9	20:57.943	1 Lap	6.357	119.8	3	2:09.875	128.9
17	151	EDUARDO LEITÃO		EDUARDO LEITÃO				HONDA CIVIC CARS & VIBES CUP	SUPER	4	9	20:58.380	1 Lap	0.437	119.8	2	2:16.877	122.3
18	155	RAUL DELGADO		RAUL DELGADO		ESTEVAO OLIVEIRA		HONDA CIVIC CARS & VIBES CUP	SUPER	5	9	20:59.092	1 Lap	0.712	119.7	6	2:16.810	122.4
19	54	ANTONIO JOSE SANTOS		ANTONIO JOSE SANTOS				PEUGEOT 306 GTI	L99 / TA	2	9	20:59.346	1 Lap	0.254	119.7	6	2:16.338	122.8
20	113	RUI MIGUEL FERREIRA SIL		RUI MIGUEL FERREIRA SILVA				RENAULT CLIO SPORT	SUPER	1	9	21:01.370	1 Lap	2.024	119.5	6	2:14.707	124.3
21	153	VINCENT LAMBEDAN		VINCENT LAMBEDAN				HONDA CIVIC CARS & VIBES CUP	SUPER	6	9	21:15.196	1 Lap	13.826	118.2	2	2:17.872	121.4
22	63	JOAO MIGUEL GOMES PEREIRA		JOAO MIGUEL GOMES				VOLKSWAGEN GOLF GT	L90 / TA	1	9	21:16.597	1 Lap	1.401	118.0	3	2:17.766	121.5
23	96	MIGUEL ANGELO RODRIGUES		MIGUEL ANGELO				CITROEN SAXO	L99 / TA	2	9	21:17.730	1 Lap	1.133	117.9	2	2:17.637	121.7
24	119	JOSÉ ACÁCIO BARROCA C. DE CALAZANS DUARTE		JOSÉ CALAZANS				RENAULT SPIDER TROP	SUPER	6	9	21:27.551	1 Lap	9.821	117.0	4	2:16.463	122.7
25	61	MARCO BASILIO		MARCO BASILIO				HONDA CIVIC	L90 / TA	1	9	21:31.744	1 Lap	4.193	116.7	9	2:17.825	121.5
26	65	NUNO BASILIO		NUNO BASILIO				HONDA CIVIC	L90 / TA	2	9	21:32.850	1 Lap	1.106	116.6	6	2:20.086	119.5
27	37	MANUEL ANTONIO GOMES		MANUEL ANTONIO GOMES				CITROEN SAXO CUP	L99 / TA	3	9	22:12.429	1 Lap	39.579	113.1	6	2:22.295	117.7
28	160	PAULO LOPES PORTO		MIGUEL PORTO		PAULO LOPES PORTO		HONDA CIVIC CARS & VIBES CUP	SUPER	7	9	22:24.657	1 Lap	12.228	112.1	9	2:25.885	114.8
29	159	GUILHERME OLIVEIRA		GUILHERME OLIVEIRA				HONDA CIVIC CARS & VIBES CUP	SUPER	8	9	22:25.591	1 Lap	0.934	112.0	9	2:26.157	114.6
30	64	JOSÉ LUIS LEAL MOTA		JOSÉ LUIS LEAL MOTA				CITROEN SAXO	L99 / TA	4	9	22:41.537	1 Lap	15.946	110.7	3	2:17.074	122.2
31	111	MANUEL PEDRO DE ALMEIDA		MANUEL PEDRO DE ALMEIDA		HUGO FILIPE RIBEIRO		BMW 320 D	SUPER	7	8	17:06.453	2 Laps	1 Lap	130.5	8	2:02.347	136.9
32	92	VICENTE MANUEL SERRÃO		VICENTE MANUEL SERRÃO				VOLKSWAGEN GOLF 4	L90 / L99	1	8	20:42.165	2 Laps	3:35.712	107.8	7	2:31.179	110.8
33	23	ARLINDO BECA		ARLINDO BECA				TOYOTA CARINA E	LEGEND	1	8	20:57.382	2 Laps	15.217	106.5	7	2:32.939	109.5
34	156	KEVIN MADSEN		KEVIN MADSEN				HONDA CIVIC CARS & VIBES CUP	SUPER	9	8	21:31.190	2 Laps	33.808	103.7	4	2:18.022	121.3

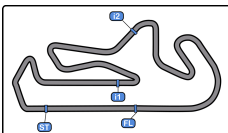
Published at:.....

Track Temp: 31.6 °C Air Temp: 22.7 °C Humidity: 51 % Track Status: DRY

Race Director:

Timekeeper:





Autodromo Int. do Algarve

CPVL + CPVSL

Race - 2

Provisional Results

Autodromo do Algarve 4.653 m.



Cls	Nº	Entrant/Team	Nat	Driver 1	Nat	Driver 2	Nat	Vehicle	Cat	Cl	Laps	Total Time	Gap	Interval	Km/h	Best	Time	Km/h
Not classified: (Requirements: 75% of number laps of leader = 8 Laps)																		
99		SERGIO MANUEL DA CUNHA		SERGIO MANUEL DA CUNHA				HONDA CIVIC	L90 / TA	3	7	16:27.331	3 Laps	1 Lap	118.7	6	2:17.438	121.8
44		FRANCISCO MARIA MARQUES DA SILVA		GONÇALO NOVO				PEUGEOT 106 GTI	L99 / TA	5	6	14:40.101	4 Laps	1 Lap	114.1	2	2:10.843	128.0
112		ANDRÉ TAVARES		ANDRÉ TAVARES		MIGUEL MOTA		HONDA S 2000	SUPER	8	4	9:28.158	6 Laps	2 Laps	117.9	4	1:55.813	144.6
171		HUGO BRANQUINHO		HUGO BRANQUINHO				RENAULT CLIO 2 CUP	SUPER	10								
178		RUI MANUEL MARQUES		RUI MANUEL MARQUES				HONDA CIVIC TYPE R	SUPER	2								
56		TIAGO RIBEIRO		TIAGO RIBEIRO				HONDA INTEGRA TYPE	L99 / TA	3								
50		LUIS IMPÉRIO		LUIS IMPÉRIO				BMW 320 IS	LEG TR	1								
87		PAULO RUI MOURA FERRA		PAULO RUI MOURA FERRA				RENAULT CLIO 16V	L99 / TA	1								

Fastest lap TAVARES - MOTA in 1:55.813 at 144.6 Km/h in lap 4

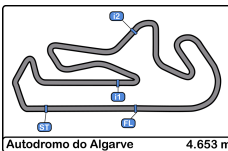
Published at:.....

Track Temp: 31.6 °C Air Temp: 22.7 °C Humidity: 51 % Track Status: DRY

Race Director:

Timekeeper:





Autodromo Int. do Algarve
CPVL + CPVSL
Race - 2
Provisional Results by Category



Autodromo do Algarve 4.653 m.

L99																		
Cls	Nº	Entrant/Team	Nat	Driver 1	Nat	Driver 2	Nat	Vehicle	Cat	Cl	Laps	Total Time	Gap	Interval	Km/h	Best	Time	Km/h
1	15	PAULO SOUSA	X	PAULO SOUSA				BMW E 36 M3	L99	1	10	20:38.226			135.2	8	2:01.887	137.4
2	68	PAULO VIEIRA	X	PAULO VIEIRA				BMW E 36 M3	L99	2	10	21:00.689	22.463	22.463	132.8	4	2:03.049	136.1
3	62	JOAQUIM ANTONIO FERNANDES RODRIGUES SOARES	X	JOAQUIM ANTONIO				BMW M3	L99	3	10	21:24.428	46.202	23.739	130.4	9	2:06.338	132.5
4	66	ANTONIO CARLOS TEIXEIRA PINTO DE BARROS	X	ANTONIO CARLOS TEIXEIRA				BMW M3	L99	4	10	22:03.828	1:25.602	39.400	126.5	2	2:10.153	128.7

SUPER EXTRA																		
Cls	Nº	Entrant/Team	Nat	Driver 1	Nat	Driver 2	Nat	Vehicle	Cat	Cl	Laps	Total Time	Gap	Interval	Km/h	Best	Time	Km/h
1	122	MARCO OSÓRIO	X	MARCO OSÓRIO		MARCOS OLIVEIRA		WESTFIELD	SUPER	1	10	20:42.324			134.8	4	1:59.338	140.3
2	118	FRANCISCO MARQUES	X	FRANCISCO MARQUES				LOTUS ELISE	SUPER	2	10	21:20.739	38.415	38.415	130.7	5	2:00.088	139.4
3	174	JOÃO MANUEL CALADO LU	X	JOÃO MANUEL CALADO LUIS				RENAULT SPIDER TROP	SUPER	3	10	21:37.022	54.698	16.283	129.1	5	2:06.851	132.0
4	121	JOAO PAULO RODRIGUES MOREIRA DE SOUSA	X	JOAO PAULO RODRIGUES				BMW E 30	SUPER	4	10	22:07.337	1:25.013	30.315	126.1	3	2:11.182	127.6
5	187	JOAO PAULO MACHADO DE	X	JOAO PAULO MACHADO DE		JOAO ROCHA PINTO		NISSAN 350 Z	SUPER	5	9	20:57.943	1 Lap	1 Lap	119.8	3	2:09.875	128.9
6	119	JOSÉ ACÁCIO BARROCA C. DE CALAZANS DUARTE	X	JOSÉ CALAZANS				RENAULT SPIDER TROP	SUPER	6	9	21:27.551	1 Lap	29.608	117.0	4	2:16.463	122.7
7	111	MANUEL PEDRO DE ALMEIDA	X	MANUEL PEDRO DE ALMEIDA		HUGO FILIPE RIBEIRO		BMW 320 D	SUPER	7	8	17:06.453	2 Laps	1 Lap	130.5	8	2:02.347	136.9
Not classified: (Requirements: 75% of number laps of leader = 8 Laps)																		
112		ANDRÉ TAVARES	X	ANDRÉ TAVARES		MIGUEL MOTA		HONDA S 2000	SUPER	8	4	9:28.158	6 Laps	4 Laps	117.9	4	1:55.813	144.6

L90																		
Cls	Nº	Entrant/Team	Nat	Driver 1	Nat	Driver 2	Nat	Vehicle	Cat	Cl	Laps	Total Time	Gap	Interval	Km/h	Best	Time	Km/h
1	21	JOSÉ ANTÓNIO RIBEIRO	X	JOSÉ ANTÓNIO RIBEIRO				BMW E 30 M3	L90	1	10	21:14.969			131.3	3	2:05.123	133.8
2	57	ANTONIO CARLOS BORGES	X	ANTONIO CARLOS BORGES				MERCEDES 190 2.3 16	L90	2	10	22:55.771	1:40.802	1:40.802	121.7	3	2:14.710	124.3

SUPER TROPHY																		
Cls	Nº	Entrant/Team	Nat	Driver 1	Nat	Driver 2	Nat	Vehicle	Cat	Cl	Laps	Total Time	Gap	Interval	Km/h	Best	Time	Km/h
1	115	ANTONIO MANUEL DE CARVALHO DIAS DUARTE	X	ANTONIO MANUEL DE		TELMO NUNES COSTA		RENAULT CLIO CUP	SUPER	1	10	22:23.773			124.6	3	2:11.199	127.6
2	163	ELEUTÉRIO DUARTE	X	ELEUTÉRIO DUARTE				RENAULT CLIO RS 2	SUPER	2	9	20:43.351	1 Lap	1 Lap	121.2	6	2:13.423	125.5
3	150	FILIPÉ FERREIRA	X	FILIPÉ FERREIRA				HONDA CIVIC CARS & VIBES CUP	SUPER	3	9	20:51.586	1 Lap	8.235	120.4	4	2:17.235	122.0
4	151	EDUARDO LEITÃO	X	EDUARDO LEITÃO				HONDA CIVIC CARS & VIBES CUP	SUPER	4	9	20:58.380	1 Lap	6.794	119.8	2	2:16.877	122.3
5	155	RAUL DELGADO	X	RAUL DELGADO		ESTEVAO OLIVEIRA		HONDA CIVIC CARS & VIBES CUP	SUPER	5	9	20:59.092	1 Lap	0.712	119.7	6	2:16.810	122.4
6	153	VINCENT LAMBEDAN	X	VINCENT LAMBEDAN				HONDA CIVIC CARS & VIBES CUP	SUPER	6	9	21:15.196	1 Lap	16.104	118.2	2	2:17.872	121.4
7	160	PAULO LOPES PORTO	X	MIGUEL PORTO		PAULO LOPES PORTO		HONDA CIVIC CARS & VIBES CUP	SUPER	7	9	22:24.657	1 Lap	1:09.461	112.1	9	2:25.885	114.8
8	159	GUILHERME OLIVEIRA	X	GUILHERME OLIVEIRA				HONDA CIVIC CARS & VIBES CUP	SUPER	8	9	22:25.591	1 Lap	0.934	112.0	9	2:26.157	114.6
9	156	KEVIN MADSEN	X	KEVIN MADSEN				HONDA CIVIC CARS & VIBES CUP	SUPER	9	8	21:31.190	2 Laps	1 Lap	103.7	4	2:18.022	121.3

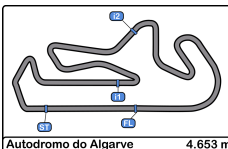
Published at:.....

Track Temp: 31.6 °C Air Temp: 22.7 °C Humidity: 51 % Track Status: DRY

Race Director:

Timekeeper:





Autodromo Int. do Algarve
CPVL + CPVSL
Race - 2
Provisional Results by Category



SUPER TROPHY

Cls	Nº	Entrant/Team	Nat	Driver 1	Nat	Driver 2	Nat	Vehicle	Cat	Cl	Laps	Total Time	Gap	Interval	Km/h	Best	Time	Km/h	
Not classified: (Requirements: 75% of number laps of leader = 8 Laps)																			
171		HUGO BRANQUINHO	X	HUGO BRANQUINHO				RENAULT CLIO 2 CUP	SUPER	10									

L99 / TAÇA LEGENDS 2000

Cls	Nº	Entrant/Team	Nat	Driver 1	Nat	Driver 2	Nat	Vehicle	Cat	Cl	Laps	Total Time	Gap	Interval	Km/h	Best	Time	Km/h	
1	48	JOSE MIGUEL VASQUES DE	X	JOSE MIGUEL VASQUES DE				HONDA INTEGRA TYPE	L99 / TA	1	10	22:32.816			123.8	7	2:11.941	126.9	
2	54	ANTONIO JOSE SANTOS	X	ANTONIO JOSE SANTOS				PEUGEOT 306 GTI	L99 / TA	2	9	20:59.346	1 Lap	1 Lap	119.7	6	2:16.338	122.8	
Not classified: (Requirements: 75% of number laps of leader = 8 Laps)																			
56		TIAGO RIBEIRO	X	TIAGO RIBEIRO				HONDA INTEGRA TYPE	L99 / TA	3									

L99 / TAÇA LEGENDS 1600

Cls	Nº	Entrant/Team	Nat	Driver 1	Nat	Driver 2	Nat	Vehicle	Cat	Cl	Laps	Total Time	Gap	Interval	Km/h	Best	Time	Km/h	
1	69	RICARDO JORGE MARQUES	X	RICARDO JORGE MARQUES				HONDA CIVIC	L99 / TA	1	9	20:42.791			121.3	5	2:13.681	125.3	
2	96	MIGUEL ANGELO RODRIGUES	X	MIGUEL ANGELO				CITROEN SAXO	L99 / TA	2	9	21:17.730	34.939	34.939	117.9	2	2:17.637	121.7	
3	37	MANUEL ANTONIO GOMES	X	MANUEL ANTONIO GOMES				CITROEN SAXO CUP	L99 / TA	3	9	22:12.429	1:29.638	54.699	113.1	6	2:22.295	117.7	
4	64	JOSÉ LUIS LEAL MOTA	X	JOSÉ LUIS LEAL MOTA				CITROEN SAXO	L99 / TA	4	9	22:41.537	1:58.746	29.108	110.7	3	2:17.074	122.2	
Not classified: (Requirements: 75% of number laps of leader = 8 Laps)																			
44		FRANCISCO MARIA MARQUES DA	X	GONÇALO NOVO				PEUGEOT 106 GTI	L99 / TA	5	6	14:40.101	3 Laps	3 Laps	114.1	2	2:10.843	128.0	

SUPER TURISMO

Cls	Nº	Entrant/Team	Nat	Driver 1	Nat	Driver 2	Nat	Vehicle	Cat	Cl	Laps	Total Time	Gap	Interval	Km/h	Best	Time	Km/h	
1	113	RUI MIGUEL FERREIRA SIL	X	RUI MIGUEL FERREIRA SILVA				RENAULT CLIO SPORT	SUPER	1	9	21:01.370			119.5	6	2:14.707	124.3	
Not classified: (Requirements: 75% of number laps of leader = 8 Laps)																			
178		RUI MANUEL MARQUES	X	RUI MANUEL MARQUES				HONDA CIVIC TYPE R	SUPER	2									

L90 / TAÇA LEGENDS 2000

Cls	Nº	Entrant/Team	Nat	Driver 1	Nat	Driver 2	Nat	Vehicle	Cat	Cl	Laps	Total Time	Gap	Interval	Km/h	Best	Time	Km/h
1	63	JOAO MIGUEL GOMES PEREIRA	X	JOAO MIGUEL GOMES				VOLKSWAGEN GOLF GT	L90 / TA	1	9	21:16.597			118.0	3	2:17.766	121.5

L90 / TAÇA LEGENDS 1600

Cls	Nº	Entrant/Team	Nat	Driver 1	Nat	Driver 2	Nat	Vehicle	Cat	Cl	Laps	Total Time	Gap	Interval	Km/h	Best	Time	Km/h
1	61	MARCO BASILIO	X	MARCO BASILIO				HONDA CIVIC	L90 / TA	1	9	21:31.744			116.7	9	2:17.825	121.5
2	65	NUNO BASILIO	X	NUNO BASILIO				HONDA CIVIC	L90 / TA	2	9	21:32.850	1.106	1.106	116.6	6	2:20.086	119.5

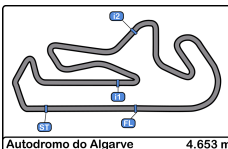
Published at:.....

Track Temp: 31.6 °C Air Temp: 22.7 °C Humidity: 51 % Track Status: DRY

Race Director:

Timekeeper:





Autodromo Int. do Algarve
CPVL + CPVSL
Race - 2
Provisional Results by Category



Autodromo do Algarve 4.653 m.

L90 / TAÇA LEGENDS 1600																		
Cls	Nº	Entrant/Team	Nat	Driver 1	Nat	Driver 2	Nat	Vehicle	Cat	Cl	Laps	Total Time	Gap	Interval	Km/h	Best	Time	Km/h
Not classified: (Requirements: 75% of number laps of leader = 8 Laps)																		
	99	SERGIO MANUEL DA CUNHA	<input checked="" type="checkbox"/>	SERGIO MANUEL DA CUNHA	<input type="checkbox"/>			HONDA CIVIC	L90 / TA	3	7	16:27.331	2 Laps	2 Laps	118.7	6	2:17.438	121.8

L90 / L99																		
Cls	Nº	Entrant/Team	Nat	Driver 1	Nat	Driver 2	Nat	Vehicle	Cat	Cl	Laps	Total Time	Gap	Interval	Km/h	Best	Time	Km/h
1	92	VICENTE MANUEL SERRÃO	<input checked="" type="checkbox"/>	VICENTE MANUEL SERRÃO	<input type="checkbox"/>			VOLKSWAGEN GOLF 4	L90 / L99	1	8	20:42.165			107.8	7	2:31.179	110.8

LEGENDS TROPHY																		
Cls	Nº	Entrant/Team	Nat	Driver 1	Nat	Driver 2	Nat	Vehicle	Cat	Cl	Laps	Total Time	Gap	Interval	Km/h	Best	Time	Km/h
1	23	ARLINDO BECA	<input checked="" type="checkbox"/>	ARLINDO BECA	<input type="checkbox"/>			TOYOTA CARINA E	LEGEND	1	8	20:57.382			106.5	7	2:32.939	109.5

LEG TROPHY / TAÇA LEG 2000																		
Cls	Nº	Entrant/Team	Nat	Driver 1	Nat	Driver 2	Nat	Vehicle	Cat	Cl	Laps	Total Time	Gap	Interval	Km/h	Best	Time	Km/h
Not classified: (Requirements: 75% of number laps of leader = 8 Laps)																		
	50	LUIS IMPÉRIO	<input checked="" type="checkbox"/>	LUIS IMPÉRIO	<input type="checkbox"/>			BMW 320 IS	LEG TR	1								

L99 / TAÇA LEGEND 2000																		
Cls	Nº	Entrant/Team	Nat	Driver 1	Nat	Driver 2	Nat	Vehicle	Cat	Cl	Laps	Total Time	Gap	Interval	Km/h	Best	Time	Km/h
	87	PAULO RUI MOURA FERRA	<input checked="" type="checkbox"/>	PAULO RUI MOURA FERRA	<input type="checkbox"/>			RENAULT CLIO 16V	L99 / TA	1								

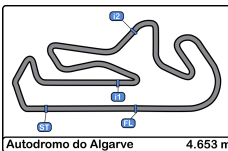
Fastest lap TAVARES - MOTA in 1:55.813 at 144.6 Km/h in lap 4

Published at:.....

Track Temp: 31.6 °C Air Temp: 22.7 °C Humidity: 51 % Track Status: DRY

Race Director:	Timekeeper: 
-----------------------	--





Autodromo Int. do Algarve
CPVL + CPVSL
Race - 2
Provisional Results by Class



Autodromo do Algarve 4.653 m.

CPVL																		
Cls	Nº	Entrant/Team	Nat	Driver 1	Nat	Driver 2	Nat	Vehicle	Cat	Cl	Laps	Total Time	Gap	Interval	Km/h	Best	Time	Km/h
1	15	PAULO SOUSA	X	PAULO SOUSA				BMW E 36 M3	CPVL	1	10	20:38.226			135.2	8	2:01.887	137.4
2	68	PAULO VIEIRA	X	PAULO VIEIRA				BMW E 36 M3	CPVL	2	10	21:00.689	22.463	22.463	132.8	4	2:03.049	136.1
3	21	JOSÉ ANTÓNIO RIBEIRO	X	JOSÉ ANTÓNIO RIBEIRO				BMW E 30 M3	CPVL	3	10	21:14.969	36.743	14.280	131.3	3	2:05.123	133.8
4	62	JOAQUIM ANTONIO FERNANDES RODRIGUES SOARES	X	JOAQUIM ANTONIO				BMW M3	CPVL	4	10	21:24.428	46.202	9.459	130.4	9	2:06.338	132.5
5	174	JOÃO MANUEL CALADO LU	X	JOÃO MANUEL CALADO LUIS				RENAULT SPIDER TROP	CPVL	5	10	21:37.022	58.796	12.594	129.1	5	2:06.851	132.0
6	66	ANTONIO CARLOS TEIXEIRA PINTO DE BARROS	X	ANTONIO CARLOS TEIXEIRA				BMW M3	CPVL	6	10	22:03.828	1:25.602	26.806	126.5	2	2:10.153	128.7
7	48	JOSE MIGUEL VASQUES DE	X	JOSE MIGUEL VASQUES DE				HONDA INTEGRA TYPE	CPVL	7	10	22:32.816	1:54.590	28.988	123.8	7	2:11.941	126.9
8	57	ANTONIO CARLOS BORGES	X	ANTONIO CARLOS BORGES				MERCEDES 190 2.3 16	CPVL	8	10	22:55.771	2:17.545	22.955	121.7	3	2:14.710	124.3
9	69	RICARDO JORGE MARQUES	X	RICARDO JORGE MARQUES				HONDA CIVIC	CPVL	9	9	20:42.791	1 Lap	1 Lap	121.3	5	2:13.681	125.3
10	54	ANTONIO JOSE SANTOS	X	ANTONIO JOSE SANTOS				PEUGEOT 306 GTI	CPVL	10	9	20:59.346	1 Lap	16.555	119.7	6	2:16.338	122.8
11	63	JOAO MIGUEL GOMES PEREIRA	X	JOAO MIGUEL GOMES				VOLKSWAGEN GOLF GT	CPVL	11	9	21:16.597	1 Lap	17.251	118.0	3	2:17.766	121.5
12	96	MIGUEL ANGELO RODRIGUES	X	MIGUEL ANGELO				CITROEN SAXO	CPVL	12	9	21:17.730	1 Lap	1.133	117.9	2	2:17.637	121.7
13	61	MARCO BASILIO	X	MARCO BASILIO				HONDA CIVIC	CPVL	13	9	21:31.744	1 Lap	14.014	116.7	9	2:17.825	121.5
14	65	NUNO BASILIO	X	NUNO BASILIO				HONDA CIVIC	CPVL	14	9	21:32.850	1 Lap	1.106	116.6	6	2:20.086	119.5
15	37	MANUEL ANTONIO GOMES	X	MANUEL ANTONIO GOMES				CITROEN SAXO CUP	CPVL	15	9	22:12.429	1 Lap	39.579	113.1	6	2:22.295	117.7
16	64	JOSÉ LUIS LEAL MOTA	X	JOSÉ LUIS LEAL MOTA				CITROEN SAXO	CPVL	16	9	22:41.537	1 Lap	29.108	110.7	3	2:17.074	122.2
17	92	VICENTE MANUEL SERRÃO	X	VICENTE MANUEL SERRÃO				VOLKSWAGEN GOLF 4	CPVL	17	8	20:42.165	2 Laps	1 Lap	107.8	7	2:31.179	110.8
18	23	ARLINDO BECA	X	ARLINDO BECA				TOYOTA CARINA E	CPVL	18	8	20:57.382	2 Laps	15.217	106.5	7	2:32.939	109.5

Not classified: (Requirements: 75% of number laps of leader = 8 Laps)

99		SERGIO MANUEL DA CUNHA	X	SERGIO MANUEL DA CUNHA				HONDA CIVIC	CPVL	19	7	16:27.331	3 Laps	1 Lap	118.7	6	2:17.438	121.8
44		FRANCISCO MARIA MARQUES DA SILVA	X	GONÇALO NOVO				PEUGEOT 106 GTI	CPVL	20	6	14:40.101	4 Laps	1 Lap	114.1	2	2:10.843	128.0
56		TIAGO RIBEIRO	X	TIAGO RIBEIRO				HONDA INTEGRA TYPE	CPVL	21								
50		LUIS IMPÉRIO	X	LUIS IMPÉRIO				BMW 320 IS	CPVL	22								
87		PAULO RUI MOURA FERRA	X	PAULO RUI MOURA FERRA				RENAULT CLIO 16V	CPVL	23								

CPVSL																		
Cls	Nº	Entrant/Team	Nat	Driver 1	Nat	Driver 2	Nat	Vehicle	Cat	Cl	Laps	Total Time	Gap	Interval	Km/h	Best	Time	Km/h
1	122	MARCO OSÓRIO	X	MARCO OSÓRIO		MARCOS OLIVEIRA		WESTFIELD	CPVSL	1	10	20:42.324			134.8	4	1:59.338	140.3
2	118	FRANCISCO MARQUES	X	FRANCISCO MARQUES				LOTUS ELISE	CPVSL	2	10	21:20.739	38.415	38.415	130.7	5	2:00.088	139.4
3	121	JOAO PAULO RODRIGUES MOREIRA DE SOUSA	X	JOAO PAULO RODRIGUES				BMW E 30	CPVSL	3	10	22:07.337	1:25.013	46.598	126.1	3	2:11.182	127.6
4	115	ANTONIO MANUEL DE CARVALHO DIAS FERRAZ	X	ANTONIO MANUEL DE		TELMO NUNES COSTA		RENAULT CLIO CUP	CPVSL	4	10	22:23.773	1:41.449	16.436	124.6	3	2:11.199	127.6
5	163	ELEUTÉRIO DUARTE	X	ELEUTÉRIO DUARTE				RENAULT CLIO RS 2	CPVSL	5	9	20:43.351	1 Lap	1 Lap	121.2	6	2:13.423	125.5
6	150	FILIFE FERREIRA	X	FILIFE FERREIRA				HONDA CIVIC CARS & VIBES CUP	CPVSL	6	9	20:51.586	1 Lap	8.235	120.4	4	2:17.235	122.0

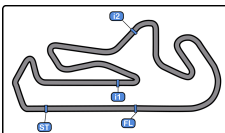
Published at:.....

Track Temp: **31.6 °C** Air Temp: **22.7 °C** Humidity: **51 %** Track Status: **DRY**

Race Director:

Timekeeper:





Autodromo Int. do Algarve
CPVL + CPVSL
Race - 2
Provisional Results by Class

Autodromo do Algarve 4.653 m.



FEDERAÇÃO PORTUGUESA
DE AUTOMOBILISMO E KARTING

CPVSL																		
Cls	Nº	Entrant/Team	Nat	Driver 1	Nat	Driver 2	Nat	Vehicle	Cat	Cl	Laps	Total Time	Gap	Interval	Km/h	Best	Time	Km/h
7	187	JOAO PAULO MACHADO DE	X	JOAO PAULO MACHADO DE		JOAO ROCHA PINTO		NISSAN 350 Z	CPVSL	7	9	20:57.943	1 Lap	6.357	119.8	3	2:09.875	128.9
8	151	EDUARDO LEITÃO	X	EDUARDO LEITÃO				HONDA CIVIC CARS & VIBES CUP	CPVSL	8	9	20:58.380	1 Lap	0.437	119.8	2	2:16.877	122.3
9	155	RAUL DELGADO	X	RAUL DELGADO		ESTEVAO OLIVEIRA		HONDA CIVIC CARS & VIBES CUP	CPVSL	9	9	20:59.092	1 Lap	0.712	119.7	6	2:16.810	122.4
10	113	RUI MIGUEL FERREIRA SIL	X	RUI MIGUEL FERREIRA SILVA				RENAULT CLIO SPORT	CPVSL	10	9	21:01.370	1 Lap	2.278	119.5	6	2:14.707	124.3
11	153	VINCENT LAMBEDAN	X	VINCENT LAMBEDAN				HONDA CIVIC CARS & VIBES CUP	CPVSL	11	9	21:15.196	1 Lap	13.826	118.2	2	2:17.872	121.4
12	119	JOSE ACACIO BARROCA C. DE CALAZANS DUARTE	X	JOSÉ CALAZANS				RENAULT SPIDER TROP	CPVSL	12	9	21:27.551	1 Lap	12.355	117.0	4	2:16.463	122.7
13	160	PAULO LOPES PORTO	X	MIGUEL PORTO		PAULO LOPES PORTO		HONDA CIVIC CARS & VIBES CUP	CPVSL	13	9	22:24.657	1 Lap	57.106	112.1	9	2:25.885	114.8
14	159	GUILHERME OLIVEIRA	X	GUILHERME OLIVEIRA				HONDA CIVIC CARS & VIBES CUP	CPVSL	14	9	22:25.591	1 Lap	0.934	112.0	9	2:26.157	114.6
15	111	MANUEL PEDRO DE ALMEIDA	X	MANUEL PEDRO DE ALMEIDA		HUGO FILIPE RIBEIRO		BMW 320 D	CPVSL	15	8	17:06.453	2 Laps	1 Lap	130.5	8	2:02.347	136.9
16	156	KEVIN MADSEN	X	KEVIN MADSEN				HONDA CIVIC CARS & VIBES CUP	CPVSL	16	8	21:31.190	2 Laps	4:24.737	103.7	4	2:18.022	121.3
Not classified: (Requirements: 75% of number laps of leader = 8 Laps)																		
112	ANDRÉ TAVARES	X	ANDRÉ TAVARES		MIGUEL MOTA			HONDA S 2000	CPVSL	17	4	9:28.158	6 Laps	4 Laps	117.9	4	1:55.813	144.6
171	HUGO BRANQUINHO	X	HUGO BRANQUINHO					RENAULT CLIO 2 CUP	CPVSL	18								
178	RUI MANUEL MARQUES	X	RUI MANUEL MARQUES					HONDA CIVIC TYPE R	CPVSL	19								

Fastest lap TAVARES - MOTA in 1:55.813 at 144.6 Km/h in lap 4

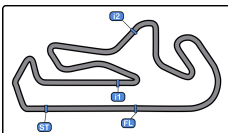
Published at:.....

Track Temp: 31.6 °C Air Temp: 22.7 °C Humidity: 51 % Track Status: DRY

Race Director:

Timekeeper:





Autodromo Int. do Algarve

CPVL + CPVSL

Race - 2

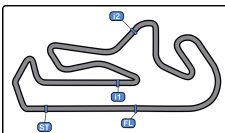
Provisional Classification by Driver Fastest Lap



Autodromo do Algarve 4.653 m.

Clas	Nº	Entrant/Team	Nat	Vehicle	Driver	Nat	Status	Cat	Clas	Laps	Best	Time	Gap	Interval	Km/h
1	112	ANDRÉ TAVARES	X	HONDA S 2000	TAVARES - MOTA			SUPER	1	4	4	1:55.813			144.6
2	122	MARCO OSÓRIO	X	WESTFIELD	OSÓRIO - OLIVEIRA			SUPER	2	10	4	1:59.338	3.525	3.525	140.3
3	118	FRANCISCO MARQUES GONC	X	LOTUS ELISE	FRANCISCO MARQUES GO			SUPER	3	10	5	2:00.088	4.275	0.750	139.4
4	15	PAULO SOUSA	X	BMW E 36 M3	PAULO SOUSA			L99	1	10	8	2:01.887	6.074	1.799	137.4
5	111	MANUEL PEDRO DE ALMEIDA	X	BMW 320 D	PEDRO DE ALMEIDA FERN			SUPER	4	8	8	2:02.347	6.534	0.460	136.9
6	68	PAULO VIEIRA	X	BMW E 36 M3	PAULO VIEIRA			L99	2	10	4	2:03.049	7.236	0.702	136.1
7	21	JOSÉ ANTÓNIO RIBEIRO MEIR	X	BMW E 30 M3	JOSÉ ANTÓNIO RIBEIRO M			L90	1	10	3	2:05.123	9.310	2.074	133.8
8	62	JOAQUIM ANTONIO FERNAND	X	BMW M3	JOAQUIM ANTONIO FERNA			L99	3	10	9	2:06.338	10.525	1.215	132.5
9	174	JOÃO MANUEL CALADO LUIS	X	RENAULT SPIDER TROPHY	JOÃO MANUEL CALADO LU			SUPER	5	10	5	2:06.851	11.038	0.513	132.0
10	187	JOAO PAULO MACHADO DE M	X	NISSAN 350 Z	PAULO MACHADO DE MAT			SUPER	6	9	3	2:09.875	14.062	3.024	128.9
11	66	ANTONIO CARLOS TEIXEIRA P	X	BMW M3	ANTONIO CARLOS TEIXEIR			L99	4	10	2	2:10.153	14.340	0.278	128.7
12	44	FRANCISCO MARIA MARQUES	X	PEUGEOT 106 GTI	GONCALO NOVO			L99 / T	1	6	2	2:10.843	15.030	0.690	128.0
13	121	JOAO PAULO RODRIGUES MO	X	BMW E 30	JOAO PAULO RODRIGUES			SUPER	7	10	3	2:11.182	15.369	0.339	127.6
14	115	ANTONIO MANUEL DE CARVA	X	RENAULT CLIO CUP	MANUEL DE CARVALHO - N			SUPER	1	10	3	2:11.199	15.386	0.017	127.6
15	48	JOSE MIGUEL VASQUES DE A	X	HONDA INTEGRA TYPE R	JOSE MIGUEL VASQUES D			L99 / T	1	10	7	2:11.941	16.128	0.742	126.9
16	163	ELEUTÉRIO DUARTE	X	RENAULT CLIO RS 2	ELEUTÉRIO DUARTE			SUPER	2	9	6	2:13.423	17.610	1.482	125.5
17	69	RICARDO JORGE MARQUES D	X	HONDA CIVIC	RICARDO JORGE MARQUE			L99 / T	2	9	5	2:13.681	17.868	0.258	125.3
18	113	RUI MIGUEL FERREIRA SILVA	X	RENAULT CLIO SPORT RS	RUI MIGUEL FERREIRA SIL			SUPER	1	9	6	2:14.707	18.894	1.026	124.3
19	57	ANTONIO CARLOS BORGES C	X	MERCEDES 190 2.3 16	ANTONIO CARLOS BORGE			L90	2	10	3	2:14.710	18.897	0.003	124.3
20	54	ANTONIO JOSE SANTOS SAR	X	PEUGEOT 306 GTI	ANTONIO JOSE SANTOS S			L99 / T	2	9	6	2:16.338	20.525	1.628	122.8
21	119	JOSÉ ACÁCIO BARROCA C. D	X	RENAULT SPIDER TROPHY	JOSÉ CALAZANS			SUPER	8	9	4	2:16.463	20.650	0.125	122.7
22	155	RAUL DELGADO	X	HONDA CIVIC CARS & VIBE	DELGADO - OLIVEIRA			SUPER	3	9	6	2:16.810	20.997	0.347	122.4
23	151	EDUARDO LEITÃO	X	HONDA CIVIC CARS & VIBE	EDUARDO LEITÃO			SUPER	4	9	2	2:16.877	21.064	0.067	122.3
24	64	JOSÉ LUIS LEAL MOTA	X	CITROEN SAXO	JOSÉ LUIS LEAL MOTA			L99 / T	3	9	3	2:17.074	21.261	0.197	122.2
25	150	FILIPE FERREIRA	X	HONDA CIVIC CARS & VIBE	FILIPE FERREIRA			SUPER	5	9	4	2:17.235	21.422	0.161	122.0
26	99	SERGIO MANUEL DA CUNHA	X	HONDA CIVIC	SERGIO MANUEL DA CUNH			L90 / T	1	7	6	2:17.438	21.625	0.203	121.8
27	96	MIGUEL ANGELO RODRIGUES	X	CITROEN SAXO	MIGUEL ANGELO RODRIGU			L99 / T	4	9	2	2:17.637	21.824	0.199	121.7
28	63	JOAO MIGUEL GOMES PEREI	X	VOLKSWAGEN GOLF GTI	JOAO MIGUEL GOMES PER			L90 / T	1	9	3	2:17.766	21.953	0.129	121.5
29	61	MARCO BASILIO	X	HONDA CIVIC	MARCO BASILIO			L90 / T	2	9	9	2:17.825	22.012	0.059	121.5
30	153	VINCENT LAMBEDAN	X	HONDA CIVIC CARS & VIBE	VINCENT LAMBEDAN			SUPER	6	9	2	2:17.872	22.059	0.047	121.4
31	156	KEVIN MADSEN	X	HONDA CIVIC CARS & VIBE	KEVIN MADSEN			SUPER	7	8	4	2:18.022	22.209	0.150	121.3
32	65	NUNO BASILIO	X	HONDA CIVIC	NUNO BASILIO			L90 / T	3	9	6	2:20.086	24.273	2.064	119.5
33	37	MANUEL ANTONIO GOMES M	X	CITROEN SAXO CUP	MANUEL ANTONIO GOMES			L99 / T	5	9	6	2:22.295	26.482	2.209	117.7
34	160	PAULO LOPES PORTO	X	HONDA CIVIC CARS & VIBE	PORTO - LOPES PORTO			SUPER	8	9	9	2:25.885	30.072	3.590	114.8
35	159	GUILHERME OLIVEIRA	X	HONDA CIVIC CARS & VIBE	GUILHERME OLIVEIRA			SUPER	9	9	9	2:26.157	30.344	0.272	114.6
36	92	VICENTE MANUEL SERRÃO C	X	VOLKSWAGEN GOLF 4	VICENTE MANUEL SERRÃO			L90 / L9	1	8	7	2:31.179	35.366	5.022	110.8
37	23	ARLINDO BECA	X	TOYOTA CARINA E	ARLINDO BECA			LEGEN	1	8	7	2:32.939	37.126	1.760	109.5





Autodromo Int. do Algarve

CPVL + CPVSL

Race - 2

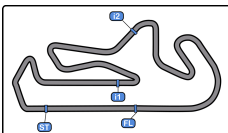
Distance and Speed Average

Autodromo do Algarve 4.653 m.



Cls	Nº	Entrant/Team	Nat	Driver 1	Nat	Driver 2	Nat	Vehicle	Cat	Cls	Laps	Distance	Total Time	Km/h
1	15	PAULO SOUSA	X	PAULO SOUSA				BMW E 36 M3	L99	1	10	46.53	20:38.226	135.2
2	122	MARCO OSÓRIO	X	MARCO OSÓRIO		MARCOS OLIVEIRA		WESTFIELD	SUPER	1	10	46.53	20:42.324	134.8
3	68	PAULO VIEIRA	X	PAULO VIEIRA				BMW E 36 M3	L99	2	10	46.53	21:00.689	132.8
4	21	JOSÉ ANTÓNIO RIBEIRO MEIRELES	X	JOSÉ ANTÓNIO RIBEIRO				BMW E 30 M3	L90	1	10	46.53	21:14.969	131.3
5	118	FRANCISCO MARQUES GONÇALVES	X	FRANCISCO MARQUES				LOTUS ELISE	SUPER	2	10	46.53	21:20.739	130.7
6	62	JOAQUIM ANTONIO FERNANDES RODRIGUES SOARES	X	JOAQUIM ANTONIO FERNANDES				BMW M3	L99	3	10	46.53	21:24.428	130.4
7	174	JOÃO MANUEL CALADO LUIS	X	JOÃO MANUEL CALADO LUIS				RENAULT SPIDER TROPHY	SUPER	3	10	46.53	21:37.022	129.1
8	66	ANTONIO CARLOS TEIXEIRA PINTO DE BARROS	X	ANTONIO CARLOS TEIXEIRA				BMW M3	L99	4	10	46.53	22:03.828	126.5
9	121	JOAO PAULO RODRIGUES MOREIRA DE SOUSA	X	JOAO PAULO RODRIGUES				BMW E 30	SUPER	4	10	46.53	22:07.337	126.1
10	115	ANTONIO MANUEL DE CARVALHO DIAS DUARTE	X	ANTONIO MANUEL DE		TELMO NUNES COSTA NUNES		RENAULT CLIO CUP	SUPER	1	10	46.53	22:23.773	124.6
11	48	JOSE MIGUEL VASQUES DE ALMEIDA	X	JOSE MIGUEL VASQUES DE				HONDA INTEGRA TYPE R	L99 / TA	1	10	46.53	22:32.816	123.8
12	57	ANTONIO CARLOS BORGES CONCEIÇÃO	X	ANTONIO CARLOS BORGES				MERCEDES 190 2.3 16	L90	2	10	46.53	22:55.771	121.7
13	69	RICARDO JORGE MARQUES DINIZ	X	RICARDO JORGE MARQUES				HONDA CIVIC	L99 / TA	1	9	41.87	20:42.791	121.3
14	163	ELEUTÉRIO DUARTE	X	ELEUTÉRIO DUARTE				RENAULT CLIO RS 2	SUPER	2	9	41.87	20:43.351	121.2
15	150	FILIFE FERREIRA	X	FILIFE FERREIRA				HONDA CIVIC CARS & VIBES CUP	SUPER	3	9	41.87	20:51.586	120.4
16	187	JOAO PAULO MACHADO DE MATOS	X	JOAO PAULO MACHADO DE		JOAO ROCHA PINTO MACHADO		NISSAN 350 Z	SUPER	5	9	41.87	20:57.943	119.8
17	151	EDUARDO LEITÃO	X	EDUARDO LEITÃO				HONDA CIVIC CARS & VIBES CUP	SUPER	4	9	41.87	20:58.380	119.8
18	155	RAUL DELGADO	X	RAUL DELGADO		ESTEVÃO OLIVEIRA		HONDA CIVIC CARS & VIBES CUP	SUPER	5	9	41.87	20:59.092	119.7
19	54	ANTONIO JOSE SANTOS	X	ANTONIO JOSE SANTOS				PEUGEOT 306 GTI	L99 / TA	2	9	41.87	20:59.346	119.7
20	113	RUI MIGUEL FERREIRA SILVA	X	RUI MIGUEL FERREIRA SILVA				RENAULT CLIO SPORT RS	SUPER	1	9	41.87	21:01.370	119.5
21	153	VINCENT LAMBEDAN	X	VINCENT LAMBEDAN				HONDA CIVIC CARS & VIBES CUP	SUPER	6	9	41.87	21:15.196	118.2
22	63	JOAO MIGUEL GOMES PEREIRA RIBEIRO	X	JOAO MIGUEL GOMES PEREIRA				VOLKSWAGEN GOLF GTI	L90 / TA	1	9	41.87	21:16.597	118.0
23	96	MIGUEL ANGELO RODRIGUES	X	MIGUEL ANGELO RODRIGUES				CITROEN SAXO	L99 / TA	2	9	41.87	21:17.730	117.9
24	119	JOSÉ ACÁCIO BARROCA C. DE CALAZANS DUARTE	X	JOSÉ CALAZANS				RENAULT SPIDER TROPHY	SUPER	6	9	41.87	21:27.551	117.0
25	61	MARCO BASILIO	X	MARCO BASILIO				HONDA CIVIC	L90 / TA	1	9	41.87	21:31.744	116.7
26	65	NUNO BASILIO	X	NUNO BASILIO				HONDA CIVIC	L90 / TA	2	9	41.87	21:32.850	116.6
27	37	MANUEL ANTONIO GOMES MOT	X	MANUEL ANTONIO GOMES MOTA				CITROEN SAXO CUP	L99 / TA	3	9	41.87	22:12.429	113.1
28	160	PAULO LOPES PORTO	X	MIGUEL PORTO		PAULO LOPES PORTO		HONDA CIVIC CARS & VIBES CUP	SUPER	7	9	41.87	22:24.657	112.1
29	159	GUILHERME OLIVEIRA	X	GUILHERME OLIVEIRA				HONDA CIVIC CARS & VIBES CUP	SUPER	8	9	41.87	22:25.591	112.0
30	64	JOSÉ LUIS LEAL MOTA	X	JOSÉ LUIS LEAL MOTA				CITROEN SAXO	L99 / TA	4	9	41.87	22:41.537	110.7
31	111	MANUEL PEDRO DE ALMEIDA FERNANDES	X	MANUEL PEDRO DE ALMEIDA		HUGO FILIPE RIBEIRO MESTRE		BMW 320 D	SUPER	7	8	37.22	17:06.453	130.5
32	92	VICENTE MANUEL SERRÃO COUTO	X	VICENTE MANUEL SERRÃO				VOLKSWAGEN GOLF 4	L90 / L9	1	8	37.22	20:42.165	107.8
33	23	ARLINDO BECA	X	ARLINDO BECA				TOYOTA CARINA E	LEGEND	1	8	37.22	20:57.382	106.5
34	156	KEVIN MADSEN	X	KEVIN MADSEN				HONDA CIVIC CARS & VIBES CUP	SUPER	9	8	37.22	21:31.190	103.7
Not classified: (Requirements: 75% of number laps of leader = 8 Laps)														
99	99	SERGIO MANUEL DA CUNHA PINTO	X	SERGIO MANUEL DA CUNHA				HONDA CIVIC	L90 / TA	3	7	32.57	16:27.331	118.7
44	44	FRANCISCO MARIA MARQUES DA SILVA	X	GONÇALO NOVO				PEUGEOT 106 GTI	L99 / TA	5	6	27.91	14:40.101	114.1
112	112	ANDRÉ TAVARES	X	ANDRÉ TAVARES		MIGUEL MOTA		HONDA S 2000	SUPER	8	4	18.61	9:28.158	117.9





Autodromo Int. do Algarve

CPVL + CPVSL

Race - 2

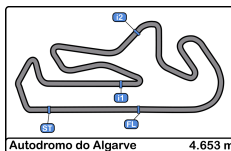
Distance and Speed Average

Autodromo do Algarve 4.653 m.



Cls	Nº	Entrant/Team	Nat	Driver 1	Nat	Driver 2	Nat	Vehicle	Cat	Cls	Laps	Distance	Total Time	Km/h
171		HUGO BRANQUINHO	X	HUGO BRANQUINHO				RENAULT CLIO 2 CUP	SUPER	10				
178		RUI MANUEL MARQUES GONÇALVES	X	RUI MANUEL MARQUES				HONDA CIVIC TYPE R	SUPER	2				
56		TIAGO RIBEIRO	X	TIAGO RIBEIRO				HONDA INTEGRA TYPE R	L99 / TA	3				
50		LUIS IMPÉRIO	X	LUIS IMPÉRIO				BMW 320 IS	LEG TR	1				
87		PAULO RUI MOURA FERRAZ	X	PAULO RUI MOURA FERRAZ				RENAULT CLIO 16V	L99 / TA	1				





Autodromo Int. do Algarve

CPVL + CPVSL

Race - 2

Lap Analysis



15 PAULO SOUSA BMW E 36 M3 **44** GONÇALO NOVO PEUGEOT 106 GTI

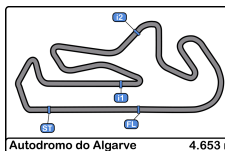
L99 PAULO SOUSA							L99 / TAÇA						FRANCISCO MARIA MARQUES		
Lap	D	Time	Sector 1	Sector 2	Sector 3	T. Spd	Elapsed	Lap	D	Time	Sector 1	Sector 2	Sector 3	T. Spd	Elapsed
1		2:11.476	47.531	39.061	44.884	174.4	2:11.476	1		2:21.680	52.112	42.647	46.921	145.9	2:21.680
2		2:01.940	38.294	39.170	44.476	232.2	4:13.416	2		2:10.843	41.625	42.319	46.899	198.8	4:32.523
3		2:03.651	38.799	39.640	45.212	228.8	6:17.067	3		2:11.837	41.867	42.119	47.851	194.9	6:44.360
4		2:02.641	38.527	38.994	45.120	229.7	8:19.708	4		2:15.920	42.763	44.654	48.503	189.8	9:00.280
5		2:02.834	38.213	39.287	45.334	231.7	10:22.542	5		2:31.489	47.727	49.692	54.070	155.3	11:31.769
6		2:03.876	38.720	39.930	45.226	232.2	12:26.418	6		3:08.332	54.958	1:00.114	1:13.260	128.2	14:40.101
7		2:03.405	39.143	39.354	44.908	225.0	14:29.823	7			1:14.311	1:09.832		84.9	
8		2:01.887	38.471	38.816	44.600	229.2	16:31.710	48 JOSE MIGUEL VASQUES DE ALMEIDA HONDA INTEGRA TYPE R							
9		2:03.305	38.221	39.657	45.427	234.2	18:35.015	L99 / TAÇA JOSE MIGUEL VASQUES DE							
10		2:03.211	38.302	39.534	45.375	232.2	20:38.226								

L90 JOSÉ ANTÓNIO RIBEIRO MEIRELES BMW E 30 M3							L90 / TAÇA								
Lap	D	Time	Sector 1	Sector 2	Sector 3	T. Spd	Elapsed	Lap	D	Time	Sector 1	Sector 2	Sector 3	T. Spd	Elapsed
1		2:16.690	50.675	40.226	45.789	161.4	2:16.690	1		2:23.806	53.320	42.932	47.554	160.0	2:23.806
2		2:05.325	40.025	39.937	45.363	216.4	4:22.015	2		2:12.662	41.421	42.865	48.376	209.7	4:36.468
3		2:05.123	39.792	39.771	45.560	219.5	6:27.138	3		2:13.365	42.129	42.917	48.319	209.3	6:49.833
4		2:06.037	39.712	40.081	46.244	219.5	8:33.175	4		2:16.689	42.591	45.067	49.031	206.1	9:06.522
5		2:06.536	40.090	40.279	46.167	220.4	10:39.711	5		2:15.698	42.999	43.846	48.853	207.6	11:22.220
6		2:06.470	39.664	40.556	46.250	216.4	12:46.181	6		2:12.176	41.779	42.782	47.615	210.1	13:34.396
7		2:06.837	40.293	40.702	45.842	219.9	14:53.018	7		2:11.941	41.713	42.456	47.772	210.5	15:46.337
8		2:07.455	40.648	40.465	46.342	218.1	17:00.473	8		2:14.395	41.868	43.664	48.863	207.6	18:00.732
9		2:07.772	40.209	40.308	47.255	212.1	19:08.245	9		2:15.953	43.279	43.021	49.653	206.8	20:16.685
10		2:06.724	40.142	40.354	46.228	217.3	21:14.969	10		2:16.131	43.201	43.813	49.117	205.7	22:32.816

L99 ARLINDO BECA TOYOTA CARINA E							L99 / TAÇA								
Lap	D	Time	Sector 1	Sector 2	Sector 3	T. Spd	Elapsed	Lap	D	Time	Sector 1	Sector 2	Sector 3	T. Spd	Elapsed
1		2:52.175	1:05.087	50.724	56.364	138.9	2:52.175	1		2:36.350	58.880	46.429	51.041	151.8	2:36.350
2		2:36.520	50.073	51.008	55.439	163.1	5:28.695	2		2:21.211	45.044	45.628	50.539	192.8	4:57.561
3		2:34.056	49.121	49.513	55.422	166.4	8:02.751	3		2:17.086	43.795	44.240	49.051	194.9	7:14.647
4		2:35.858	48.578	50.008	57.272	168.2	10:38.609	4		2:17.017	42.779	45.122	49.116	201.8	9:31.664
5		2:34.885	49.164	51.233	54.488	162.8	13:13.494	5		2:17.039	42.805	45.021	49.213	205.3	11:48.703
6		2:33.500	51.093	48.383	54.024	155.8	15:46.994	6		2:16.338	42.994	44.098	49.246	196.7	14:05.041
7		2:32.939	47.328	48.104	57.507	175.8	18:19.933	7		2:17.901	42.980	43.966	50.955	196.7	16:22.942
8		2:37.449	52.726	50.938	53.785	167.1	20:57.382	8		2:17.518	43.742	43.784	49.992	197.0	18:40.460
9								9		2:18.886	44.052	44.380	50.454	182.4	20:59.346

L90 MANUEL ANTONIO GOMES MOTA CITROEN SAXO CUP							L90 / TAÇA								
Lap	D	Time	Sector 1	Sector 2	Sector 3	T. Spd	Elapsed	Lap	D	Time	Sector 1	Sector 2	Sector 3	T. Spd	Elapsed
1		2:56.154	1:14.668	47.477	54.009		2:56.154	1		2:25.653	54.212	42.772	48.669	153.1	2:25.653
2		2:28.245	46.998	48.891	52.356	178.8	5:24.399	2		2:15.346	42.926	43.759	48.661	203.3	4:40.999
3		2:26.524	46.987	46.978	52.559	180.9	7:50.923	3		2:14.710	42.503	43.157	49.050	206.1	6:55.709
4		2:23.910	45.659	45.895	52.356	180.6	10:14.833	4		2:17.652	42.703	45.749	49.200	202.6	9:13.361
5		2:24.120	45.793	46.474	51.853	181.2	12:38.953	5		2:16.961	44.144	43.763	49.054	194.9	11:30.322
6		2:22.295	44.918	45.418	51.959	185.8	15:01.248	6		2:15.424	42.956	42.697	49.771	201.4	13:45.746
7		2:24.430	47.484	45.342	51.604	180.6	17:25.678	7		2:16.157	43.193	43.515	49.449	200.3	16:01.903
8		2:23.035	46.390	44.858	51.787	180.3	19:48.713	8		2:15.518	42.783	42.703	50.032	200.7	18:17.421
9		2:23.716	46.740	45.731	51.245	179.1	22:12.429	9		2:16.128	43.017	43.143	49.968	200.7	20:33.549
10								10		2:22.222	44.653	46.200	51.369	200.0	22:55.771





Autodromo Int. do Algarve

CPVL + CPVSL

Race - 2

Lap Analysis



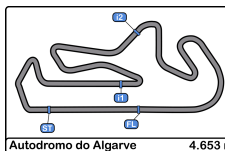
61 MARCO BASILIO HONDA CIVIC							65 NUNO BASILIO HONDA CIVIC								
L90 / TAÇA							L90 / TAÇA								
Lap	D	Time	Sector 1	Sector 2	Sector 3	T. Spd	Elapsed	Lap	D	Time	Sector 1	Sector 2	Sector 3	T. Spd	Elapsed
1		2:52.062	1:12.263	47.632	52.167		2:52.062	1		2:39.419	1:00.399	46.244	52.776	148.7	2:39.419
2		2:19.729	44.737	44.358	50.634	179.7	5:11.791	2		2:24.923	46.485	45.848	52.590	181.2	5:04.342
3		2:19.042	44.181	43.893	50.968	176.4	7:30.833	3		2:22.702	45.832	45.497	51.373	175.6	7:27.044
4		2:21.915	44.322	46.544	51.049	175.8	9:52.748	4		2:20.898	45.197	45.165	50.536	179.7	9:47.942
5		2:22.665	45.611	44.871	52.183	154.2	12:15.413	5		2:20.629	45.117	44.894	50.618	180.0	12:08.571
6		2:19.897	45.406	44.458	50.033	175.0	14:35.310	6		2:20.086	44.228	44.376	51.482	185.2	14:28.657
7		2:20.168	43.848	45.941	50.379	185.2	16:55.478	7		2:22.228	45.159	45.287	51.782	181.8	16:50.885
8		2:18.441	44.514	44.241	49.686	180.3	19:13.919	8		2:21.510	44.464	44.334	52.712	179.1	19:12.395
9		2:17.825	43.958	43.647	50.220	182.4	21:31.744	9		2:20.455	46.354	44.604	49.497	172.8	21:32.850

62 JOAQUIM ANTONIO FERNANDES RODRIGUE BMW M3							66 ANTONIO CARLOS TEIXEIRA PINTO DE BAR BMW M3								
L99							L99								
Lap	D	Time	Sector 1	Sector 2	Sector 3	T. Spd	Elapsed	Lap	D	Time	Sector 1	Sector 2	Sector 3	T. Spd	Elapsed
1		2:17.778	49.182	40.928	47.668	169.5	2:17.778	1		2:21.382	52.110	42.306	46.966		2:21.382
2		2:07.400	40.384	40.722	46.294	218.6	4:25.178	2		2:10.153	40.868	41.707	47.578		4:31.535
3		2:07.202	39.715	40.563	46.924	219.9	6:32.380	3		2:10.764	41.552	41.776	47.436		6:42.299
4		2:08.489	41.149	40.379	46.961	206.1	8:40.869	4		2:11.095	41.449	42.267	47.379		8:53.394
5		2:06.501	39.861	40.215	46.425	215.5	10:47.370	5		2:11.410	41.266	42.452	47.692		11:04.804
6		2:07.526	40.047	40.512	46.967	215.5	12:54.896	6		2:10.334	41.319	41.721	47.294		13:15.138
7		2:08.623	40.641	40.365	47.617	202.6	15:03.519	7		2:11.419	41.294	42.405	47.720		15:26.557
8		2:06.483	40.314	40.122	46.047	214.2	17:10.002	8		2:11.857	41.663	42.585	47.609	211.3	17:38.414
9		2:06.338	39.823	40.182	46.333	216.0	19:16.340	9		2:12.752	41.660	43.104	47.988	207.2	19:51.166
10		2:08.088	40.560	40.617	46.911	212.5	21:24.428	10		2:12.662	42.313	42.399	47.950	201.8	22:03.828

63 JOAO MIGUEL GOMES PEREIRA RIBEIRO VOLKSWAGEN GOLF GTI							68 PAULO VIEIRA BMW E 36 M3								
L90 / TAÇA							L99								
Lap	D	Time	Sector 1	Sector 2	Sector 3	T. Spd	Elapsed	Lap	D	Time	Sector 1	Sector 2	Sector 3	T. Spd	Elapsed
1		2:39.626	1:01.438	45.869	52.319	170.6	2:39.626	1		2:15.201	49.133	39.715	46.353	169.0	2:15.201
2		2:18.949	44.938	45.329	48.682	170.8	4:58.575	2		2:05.566	39.761	39.781	46.024	226.4	4:20.767
3		2:17.766	44.548	44.399	48.819	172.5	7:16.341	3		2:03.710	38.908	39.309	45.493	224.5	6:24.477
4		2:19.058	43.956	45.228	49.874	171.4	9:35.399	4		2:03.049	38.661	38.866	45.522	226.8	8:27.526
5		2:20.385	45.068	44.498	50.819	168.4	11:55.784	5		2:03.709	38.746	39.368	45.595	225.0	10:31.235
6		2:18.359	45.273	43.903	49.183	160.9	14:14.143	6		2:05.690	40.344	39.186	46.160	225.9	12:36.925
7		2:20.473	45.160	44.261	51.052	171.1	16:34.616	7		2:03.744	39.011	38.914	45.819	224.5	14:40.669
8		2:19.905	44.197	45.089	50.619	169.8	18:54.521	8		2:05.880	39.289	39.852	46.739	225.0	16:46.549
9		2:22.076	45.691	45.158	51.227	164.8	21:16.597	9		2:06.602	40.173	39.850	46.579	225.0	18:53.151
10								10		2:07.538	39.685	39.789	48.064	222.6	21:00.689

64 JOSÉ LUIS LEAL MOTA CITROEN SAXO							69 RICARDO JORGE MARQUES DINIZ HONDA CIVIC								
L99 / TAÇA							L99 / TAÇA								
Lap	D	Time	Sector 1	Sector 2	Sector 3	T. Spd	Elapsed	Lap	D	Time	Sector 1	Sector 2	Sector 3	T. Spd	Elapsed
1		2:33.048	57.099	45.980	49.969	143.2	2:33.048	1		2:30.479	56.411	43.771	50.297	146.9	2:30.479
2		2:17.656	43.540	44.161	49.955	190.8	4:50.704	2		2:19.632	46.619	43.640	49.373	194.5	4:50.111
3		2:17.074	43.250	44.114	49.710	188.4	7:07.778	3		2:14.937	42.098	43.376	49.463	196.3	7:05.048
4		2:21.230	46.427	45.122	49.681	155.8	9:29.008	4		2:15.939	42.423	43.371	50.145	196.0	9:20.987
5		2:45.816 P	51.997	50.136	1:03.683	148.7	12:14.824	5		2:13.681	42.561	42.796	48.324	191.8	11:34.668
6		3:26.137	1:48.264	45.376	52.497		15:40.961	6		2:15.159	42.310	43.520	49.329	194.9	13:49.827
7		2:22.392	47.755	44.410	50.227	164.3	18:03.353	7		2:15.277	43.004	43.225	49.048	191.1	16:05.104
8		2:20.148	45.876	44.719	49.553	151.6	20:23.501	8		2:16.925	45.135	43.067	48.723	191.4	18:22.029
9		2:18.036	44.330	44.178	49.528	168.4	22:41.537	9		2:20.762	48.200	43.979	48.583	192.5	20:42.791





Autodromo Int. do Algarve

CPVL + CPVSL

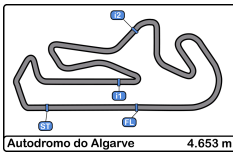
Race - 2

Lap Analysis



92							113							
VICENTE MANUEL SERRÃO COUTO							RUI MIGUEL FERREIRA SILVA							
L90 / L99							SUPER							
Lap	D	Time	Sector 1	Sector 2	Sector 3	T. Spd	Lap	D	Time	Sector 1	Sector 2	Sector 3	T. Spd	Elapsed
1		2:47.792	1:04.135	48.856	54.801	139.5	1		2:31.117	55.797	43.884	51.436	150.4	2:31.117
2		2:34.312	49.344	48.897	56.071	154.2	2		2:16.790	43.687	44.153	48.950	192.8	4:47.907
3		2:34.873	49.305	49.443	56.125	158.5	3		2:15.106	42.850	43.194	49.062	190.8	7:03.013
4		2:33.217	49.355	48.397	55.465	151.0	4		2:30.178	43.049	57.871	49.258	192.5	9:33.191
5		2:34.017	49.105	48.427	56.485	164.3	5		2:18.028	44.584	43.846	49.598	195.6	11:51.219
6		2:32.562	48.685	48.841	55.036	166.6	6		2:14.707	42.595	43.478	48.634	194.5	14:05.926
7		2:31.179	47.818	47.609	55.752	165.3	7		2:17.012	43.396	43.572	50.044	185.2	16:22.938
8		2:34.213	48.908	50.378	54.927	163.6	8		2:19.594	44.820	44.663	50.111	180.9	18:42.532
96							115							
MIGUEL ANGELO RODRIGUES MATIAS							ANTONIO MANUEL DE CARVALHO							
L99 / TAÇA							SUPER							
Lap	D	Time	Sector 1	Sector 2	Sector 3	T. Spd	Lap	D	Time	Sector 1	Sector 2	Sector 3	T. Spd	Elapsed
1		2:35.477	59.710	45.505	50.262	166.9	1		2:25.899	55.218	42.560	48.121	153.8	2:25.899
2		2:17.637	43.720	44.042	49.875	194.5	2		2:14.167	41.849	44.096	48.222	199.6	4:40.066
3		2:18.810	43.995	45.042	49.773	195.2	3		2:11.199	41.722	42.250	47.227	193.5	6:51.265
4		2:20.267	43.981	45.858	50.428	193.5	4		2:14.643	41.802	44.888	47.953	193.2	9:05.908
5		2:22.049	46.283	44.878	50.888	197.8	5		2:12.977	42.300	43.014	47.663	190.8	11:18.885
6		2:19.780	44.146	45.328	50.306	190.4	6		2:12.587	42.053	42.639	47.895	188.8	13:31.472
7		2:22.673	44.544	46.167	51.962	192.1	7		2:12.700	42.370	42.538	47.792	188.8	15:44.172
8		2:21.000	44.958	45.764	50.278	188.1	8		2:13.831	42.422	43.813	47.596	190.4	17:58.003
9		2:20.037	44.837	44.951	50.249	189.4	9		2:12.956	42.801	42.793	47.362	188.4	20:10.959
99							118							
SERGIO MANUEL DA CUNHA PINTO							FRANCISCO MARQUES GONÇALVES							
L90 / TAÇA							SUPER							
Lap	D	Time	Sector 1	Sector 2	Sector 3	T. Spd	Lap	D	Time	Sector 1	Sector 2	Sector 3	T. Spd	Elapsed
1		2:36.686	1:01.372	45.135	50.179	165.6	1		2:28.632	58.706	42.230	47.696	165.8	2:28.632
2		2:18.962	44.268	44.500	50.194	195.6	2		2:04.069	38.101	39.715	46.253	225.9	4:32.701
3		2:18.628	44.456	44.175	49.997	193.2	3		2:00.947	38.487	38.163	44.297	227.8	6:33.648
4		2:18.480	44.491	44.214	49.775	189.8	4		2:00.304	38.098	38.312	43.894	225.9	8:33.952
5		2:18.959	44.667	44.006	50.286	192.1	5		2:00.088	37.792	38.093	44.203	225.9	10:34.040
6		2:17.438	43.566	44.418	49.454	195.2	6		2:32.258	38.760	38.414	1:15.084	222.6	13:06.298
7		2:18.178	43.674	44.443	50.061	190.1	7		2:03.298	39.122	39.036	45.140	220.4	15:09.596
111							119							
MANUEL PEDRO DE ALMEIDA FERNANDES							JOSÉ CALAZANS							
SUPER							SUPER							
Lap	D	Time	Sector 1	Sector 2	Sector 3	T. Spd	Lap	D	Time	Sector 1	Sector 2	Sector 3	T. Spd	Elapsed
1		2:29.821	57.954	42.475	49.392	186.8	1		2:52.582	1:14.411	46.552	51.619		2:52.582
2		2:08.723	40.983	41.808	45.932	217.3	2		2:20.719	45.216	46.331	49.172	178.8	5:13.301
3		2:04.736	39.267	39.886	45.583	221.3	3		2:18.675	45.261	43.800	49.614	172.5	7:31.976
4		2:05.570	39.549	40.574	45.447	212.1	4		2:16.463	43.036	43.872	49.555	190.1	9:48.439
5		2:05.127	38.526	39.514	47.087	218.1	5		2:18.870	42.603	44.242	52.025	189.4	12:07.309
6		2:05.607	39.439	39.910	46.258	222.2	6		2:17.375	42.718	43.770	50.887	189.1	14:24.684
7		2:04.522	39.024	39.073	46.425	216.0	7		2:19.294	42.642	46.752	49.900	194.2	16:43.978
8		2:02.347	39.490	38.531	44.326	221.3	8		2:19.525	44.807	44.394	50.324	190.4	19:03.503
9			40.797	50.865		203.7	9		2:24.048	44.918	45.969	53.161	179.1	21:27.551
112							119							
ANDRÉ TAVARES							JOSÉ ACÁCIO BARROCA C. DE							
SUPER							SUPER							
Lap	D	Time	Sector 1	Sector 2	Sector 3	T. Spd	Lap	D	Time	Sector 1	Sector 2	Sector 3	T. Spd	Elapsed
1		2:29.025	57.495	43.160	48.370	168.4	1		2:52.582	1:14.411	46.552	51.619		2:52.582
2		2:09.630	40.158	41.212	48.260	216.8	2		2:20.719	45.216	46.331	49.172	178.8	5:13.301
3		2:53.690 P	43.932	43.130	1:26.628	179.4	3		2:18.675	45.261	43.800	49.614	172.5	7:31.976
4		1:55.813 P			3:22.441		4		2:16.463	43.036	43.872	49.555	190.1	9:48.439





Autodromo Int. do Algarve

CPVL + CPVSL

Race - 2

Lap Analysis



121	JOAO PAULO RODRIGUES MOREIRA	BMW E 30					
SUPER	JOAO PAULO RODRIGUES	SUPER					
Lap	D	Time	Sector 1	Sector 2	Sector 3	T. Spd	Elapsed
1		2:22.267	52.793	42.391	47.083	172.8	2:22.267
2		2:11.220	41.086	42.945	47.189	218.6	4:33.487
3		2:11.182	41.610	42.245	47.327	199.2	6:44.669
4		2:11.195	41.793	42.050	47.352	204.1	8:55.864
5		2:11.429	41.950	42.142	47.337	206.8	11:07.293
6		2:11.241	41.297	42.396	47.548	215.1	13:18.534
7		2:12.797	42.305	42.600	47.892	208.0	15:31.331
8		2:12.417	42.230	42.761	47.426	206.5	17:43.748
9		2:12.372	42.610	41.751	48.011	207.6	19:56.120
10		2:11.217	41.598	42.178	47.441	207.6	22:07.337

153	VINCENT LAMBEDAN	HONDA CIVIC CARS & VIBES CUP					
SUPER	VINCENT LAMBEDAN	SUPER					
Lap	D	Time	Sector 1	Sector 2	Sector 3	T. Spd	Elapsed
1		2:34.501	57.695	46.302	50.504	158.3	2:34.501
2		2:17.872	43.712	44.454	49.706	201.8	4:52.373
3		2:18.697	43.502	44.876	50.319	198.8	7:11.070
4		2:19.039	44.455	44.864	49.720	197.4	9:30.109
5		2:19.942	43.808	45.963	50.171	197.8	11:50.051
6		2:18.218	43.634	44.768	49.816	198.1	14:08.269
7		2:23.396	46.725	46.059	50.612	195.6	16:31.665
8		2:22.903	45.440	46.076	51.387	192.5	18:54.568
9		2:20.628	45.156	44.910	50.562	180.0	21:15.196

122	MARCO OSÓRIO	WESTFIELD					
SUPER	MARCOS OLIVEIRA	MARCO OSÓRIO					
Lap	D	Time	Sector 1	Sector 2	Sector 3	T. Spd	Elapsed
1		2:31.865	1:06.876	40.038	44.951		2:31.865
2		1:59.978	38.786	38.349	42.843	215.1	4:31.843
3		1:59.944	37.830	38.155	43.959	214.2	6:31.787
4		1:59.338	37.938	37.817	43.583	210.5	8:31.125
5		2:00.225	38.116	38.500	43.609	208.4	10:31.350
6		2:02.005	39.147	38.722	44.136	216.4	12:33.355
7		2:00.697	38.542	38.172	43.983	208.4	14:34.052
8		1:59.840	38.458	37.945	43.437	208.0	16:33.892
9		2:02.843	38.670	38.333	45.840	210.9	18:36.735
10		2:05.589	38.146	38.839	48.604	206.8	20:42.324

155	RAUL DELGADO	HONDA CIVIC CARS & VIBES CUP					
SUPER	ESTEVÃO OLIVEIRA	RAUL DELGADO					
Lap	D	Time	Sector 1	Sector 2	Sector 3	T. Spd	Elapsed
1		2:29.443	54.902	44.038	50.503	157.2	2:29.443
2		2:25.819	51.593	44.035	50.191	200.7	4:55.262
3		2:17.516	43.977	43.682	49.857	198.5	7:12.778
4		2:18.202	43.476	44.897	49.829	200.7	9:30.980
5		2:17.541	43.104	43.598	50.839	204.1	11:48.521
6		2:16.810	42.939	43.713	50.158	198.5	14:05.331
7		2:17.553	43.484	43.574	50.495	201.4	16:22.884
8		2:18.281	43.348	44.566	50.367	197.4	18:41.165
9		2:17.927	43.551	43.872	50.504	199.2	20:59.092

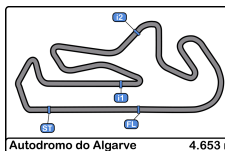
150	FILIPE FERREIRA	HONDA CIVIC CARS & VIBES CUP					
SUPER	FILIPE FERREIRA	SUPER					
Lap	D	Time	Sector 1	Sector 2	Sector 3	T. Spd	Elapsed
1		2:30.628	54.960	44.360	51.308	152.7	2:30.628
2		2:17.348	43.541	43.659	50.148	197.0	4:47.976
3		2:17.534	43.274	43.638	50.622	195.6	7:05.510
4		2:17.235	42.916	44.172	50.147	200.3	9:22.745
5		2:18.350	43.224	43.780	51.346	197.0	11:41.095
6		2:17.491	43.373	43.753	50.365	191.8	13:58.586
7		2:17.698	43.243	44.246	50.209	193.5	16:16.284
8		2:17.552	43.540	43.714	50.298	193.5	18:33.836
9		2:17.750	43.542	43.962	50.246	191.8	20:51.586

156	KEVIN MADSEN	HONDA CIVIC CARS & VIBES CUP					
SUPER	KEVIN MADSEN	SUPER					
Lap	D	Time	Sector 1	Sector 2	Sector 3	T. Spd	Elapsed
1		2:32.243	56.604	45.318	50.321	154.9	2:32.243
2		5:07.561	43.324	45.472	3:38.765	197.4	7:39.804
3		2:18.513	43.841	44.530	50.142	188.1	9:58.317
4		2:18.022	43.396	43.965	50.661	194.9	12:16.339
5		2:18.122	43.569	44.406	50.147	196.7	14:34.461
6		2:18.089	43.370	44.373	50.346	197.4	16:52.550
7		2:19.119	43.305	44.732	51.082	196.7	19:11.669
8		2:19.521	44.615	44.567	50.339	192.5	21:31.190

151	EDUARDO LEITÃO	HONDA CIVIC CARS & VIBES CUP					
SUPER	EDUARDO LEITÃO	SUPER					
Lap	D	Time	Sector 1	Sector 2	Sector 3	T. Spd	Elapsed
1		2:28.167	54.547	43.722	49.898	159.7	2:28.167
2		2:16.877	43.071	43.453	50.353	198.1	4:45.044
3		2:17.555	42.784	43.716	51.055	197.4	7:02.599
4		2:18.369	42.981	44.654	50.734	197.0	9:20.968
5		2:24.466	49.533	43.999	50.934	182.1	11:45.434
6		2:18.733	43.586	43.533	51.614	196.0	14:04.167
7		2:18.328	43.325	44.202	50.801	194.5	16:22.495
8		2:17.836	43.364	43.526	50.946	194.2	18:40.331
9		2:18.049	43.662	44.017	50.370	196.0	20:58.380

159	GUILHERME OLIVEIRA	HONDA CIVIC CARS & VIBES CUP					
SUPER	GUILHERME OLIVEIRA	SUPER					
Lap	D	Time	Sector 1	Sector 2	Sector 3	T. Spd	Elapsed
1		2:44.606	1:03.439	47.465	53.702	141.7	2:44.606
2		2:27.603	47.076	47.134	53.393	178.5	5:12.209
3		2:28.130	47.942	46.734	53.454	173.3	7:40.339
4		2:28.748	47.759	46.866	54.123	172.5	10:09.087
5		2:29.883	47.268	48.305	54.310	172.8	12:38.970
6		2:26.239	46.469	46.574	53.196	177.0	15:05.209
7		2:27.406	47.543	46.873	52.990	180.3	17:32.615
8		2:26.819	46.478	47.287	53.054	175.8	19:59.434
9		2:26.157	46.665	46.416	53.076	178.8	22:25.591





Autodromo Int. do Algarve

CPVL + CPVSL

Race - 2

Lap Analysis



Autodromo do Algarve 4.653 m.

160

MIGUEL PORTO

HONDA CIVIC CARS & VIBES CUP

SUPER

PAULO LOPES PORTO

PAULO LOPES PORTO

Lap	D	Time	Sector 1	Sector 2	Sector 3	T. Spd	Elapsed
1		2:43.936	1:01.912	47.682	54.342	140.4	2:43.936
2		2:27.984	47.181	46.870	53.933	174.7	5:11.920
3		2:28.230	47.112	47.241	53.877	171.9	7:40.150
4		2:28.885	46.983	47.548	54.354	174.4	10:09.035
5		2:28.285	47.794	47.069	53.422	173.6	12:37.320
6		2:27.340	46.407	47.751	53.182	175.3	15:04.660
7		2:26.372	47.063	46.436	52.873	175.8	17:31.032
8		2:27.740	46.659	47.899	53.182	175.0	19:58.772
9		2:25.885	46.289	46.572	53.024	174.4	22:24.657

163

ELEUTÉRIO DUARTE

RENAULT CLIO RS 2

SUPER

ELEUTÉRIO DUARTE

Lap	D	Time	Sector 1	Sector 2	Sector 3	T. Spd	Elapsed
1		2:40.129	1:07.532	43.356	49.241		2:40.129
2		2:15.357	42.815	43.660	48.882	206.1	4:55.486
3		2:14.317	42.253	43.323	48.741	204.1	7:09.803
4		2:14.674	41.631	43.916	49.127	203.3	9:24.477
5		2:14.194	42.649	42.723	48.822	206.8	11:38.671
6		2:13.423	42.223	42.346	48.854	205.3	13:52.094
7		2:14.227	43.156	42.777	48.294	203.3	16:06.321
8		2:17.358	45.514	43.089	48.755	208.0	18:23.679
9		2:19.672	46.785	44.436	48.451	199.6	20:43.351

171

HUGO BRANQUINHO

RENAULT CLIO 2 CUP

SUPER

HUGO BRANQUINHO

Lap	D	Time	Sector 1	Sector 2	Sector 3	T. Spd	Elapsed
1			55.787			158.3	

174

JOÃO MANUEL CALADO LUIS

RENAULT SPIDER TROPHY

SUPER

JOÃO MANUEL CALADO LUIS

Lap	D	Time	Sector 1	Sector 2	Sector 3	T. Spd	Elapsed
1		2:19.219	51.457	41.198	46.564	162.6	2:19.219
2		2:08.064	40.710	40.916	46.438	209.3	4:27.283
3		2:07.365	40.150	40.224	46.991	209.3	6:34.648
4		2:08.930	40.921	40.838	47.171	209.7	8:43.578
5		2:06.851	40.158	40.587	46.106	208.4	10:50.429
6		2:10.576	40.647	41.693	48.236	209.3	13:01.005
7		2:08.844	40.815	40.710	47.319	208.8	15:09.849
8		2:09.056	41.287	41.223	46.546	208.0	17:18.905
9		2:09.237	40.648	41.808	46.781	207.2	19:28.142
10		2:08.880	40.947	41.164	46.769	205.7	21:37.022

187

JOAO PAULO MACHADO DE MATOS

NISSAN 350 Z

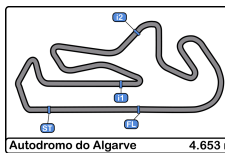
SUPER

JOAO ROCHA PINTO

JOAO PAULO MACHADO DE

Lap	D	Time	Sector 1	Sector 2	Sector 3	T. Spd	Elapsed
1		2:44.223	1:13.115	42.543	48.565		2:44.223
2		2:11.400	41.019	41.815	48.566	207.6	4:55.623
3		2:09.875	41.134	41.661	47.080	210.9	7:05.498
4		2:19.035	41.134	50.750	47.151	210.5	9:24.533
5		2:10.003	41.360	41.670	46.973	212.1	11:34.536
6		2:18.744 P	41.483	41.127	56.134	209.7	13:53.280
7		2:40.683	1:09.845	41.597	49.241		16:33.963
8		2:10.753	41.758	41.491	47.504	206.5	18:44.716
9		2:13.227	42.532	42.095	48.600	192.8	20:57.943





Autodromo Int. do Algarve

CPVL + CPVSL

Race - 2

Analysis by Lap



Num	Lap Time	Gap
Lap 1		
15	2:11.476	
68	2:15.201	03.725
21	2:16.690	05.214
62	2:17.778	06.302
174	2:19.219	07.743
66	2:21.382	09.906
44	2:21.680	10.204
121	2:22.267	10.791
48	2:23.806	12.330
57	2:25.653	14.177
115	2:25.899	14.423
151	2:28.167	16.691
118	2:28.632	17.156
112	2:29.025	17.549
155	2:29.443	17.967
111	2:29.821	18.345
69	2:30.479	19.003
150	2:30.628	19.152
113	2:31.117	19.641
122	2:31.865	20.389
156	2:32.243	20.767
64	2:33.048	21.572
153	2:34.501	23.025
96	2:35.477	24.001
54	2:36.350	24.874
99	2:36.686	25.210
65	2:39.419	27.943
63	2:39.626	28.150
163	2:40.129	28.653
160	2:43.936	32.460
187	2:44.223	32.747
159	2:44.606	33.130
92	2:47.792	36.316
61	2:52.062	40.586
23	2:52.175	40.699
119	2:52.582	41.106
37	2:56.154	44.678
Num	Lap Time	Gap
Lap 2		
15	2:01.940	
68	2:05.566	07.351
21	2:05.325	08.599
62	2:07.400	11.762
174	2:08.064	13.867
66	2:10.153	18.119
122	1:59.978	18.427
44	2:10.843	19.107
118	2:04.069	19.285
121	2:11.220	20.071
48	2:12.662	23.052
111	2:08.723	25.128
112	2:09.630	25.239
115	2:14.167	26.650
57	2:15.346	27.583
151	2:16.877	31.628
113	2:16.790	34.491

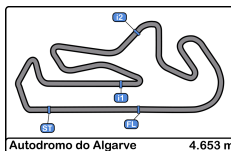
Num	Lap Time	Gap
150	2:17.348	34.560
69	2:19.632	36.695
64	2:17.656	37.288
153	2:17.872	38.957
96	2:17.637	39.698
155	2:25.819	41.846
163	2:15.357	42.070
187	2:11.400	42.207
99	2:18.962	42.232
54	2:21.211	44.145
63	2:18.949	45.159
65	2:24.923	50.926
61	2:19.729	58.375
160	2:27.984	58.504
159	2:27.603	58.793
119	2:20.719	59.885
92	2:34.312	1:08.688
37	2:28.245	1:10.983
23	2:36.520	1:15.279
Num	Lap Time	Gap
Lap 3		
15	2:03.651	
68	2:03.710	07.410
21	2:05.123	10.071
122	1:59.944	14.720
62	2:07.202	15.313
118	2:00.947	16.581
174	2:07.365	17.581
66	2:10.764	25.232
111	2:04.736	26.213
44	2:11.837	27.293
121	2:11.182	27.602
48	2:13.365	32.766
115	2:11.199	34.198
57	2:14.710	38.642
151	2:17.555	45.532
113	2:15.106	45.946
69	2:14.937	47.981
187	2:09.875	48.431
150	2:17.534	48.443
64	2:17.074	50.711
163	2:14.317	52.736
153	2:18.697	54.003
96	2:18.810	54.857
155	2:17.516	55.711
99	2:18.628	57.209
54	2:17.086	57.580
63	2:17.766	59.274
65	2:22.702	1:09.977
61	2:19.042	1:13.766
119	2:18.675	1:14.909
112	2:53.690	1:15.278
156	5:07.561	1 Lap
160	2:28.230	1:23.083
159	2:28.130	1:23.272
37	2:26.524	1:33.856
92	2:34.873	1:39.910

Num	Lap Time	Gap
23	2:34.056	1:45.684
Num	Lap Time	Gap
Lap 4		
15	2:02.641	
68	2:03.049	07.818
122	1:59.338	11.417
21	2:06.037	13.467
118	2:00.304	14.244
62	2:08.489	21.161
174	2:08.930	23.870
111	2:05.570	29.142
66	2:11.095	33.686
121	2:11.195	36.156
44	2:15.920	40.572
115	2:14.643	46.200
48	2:16.689	46.814
57	2:17.652	53.653
151	2:18.369	1:01.260
69	2:15.939	1:01.279
150	2:17.235	1:03.037
163	2:14.674	1:04.769
187	2:19.035	1:04.825
112	1:55.813	1:08.450
64	2:21.230	1:09.300
153	2:19.039	1:10.401
155	2:18.202	1:11.272
54	2:17.017	1:11.956
96	2:20.267	1:12.483
99	2:18.480	1:13.048
113	2:30.178	1:13.483
63	2:19.058	1:15.691
65	2:20.898	1:28.234
119	2:16.463	1:28.731
61	2:21.915	1:33.040
156	2:18.513	1 Lap
160	2:28.885	1:49.327
159	2:28.748	1:49.379
37	2:23.910	1:55.125
Num	Lap Time	Gap
Lap 5		
15	2:02.834	
92	2:33.217	1 Lap
68	2:03.709	08.693
122	2:00.225	08.808
118	2:00.088	11.498
23	2:35.858	1 Lap
21	2:06.536	17.169
62	2:06.501	24.828
174	2:06.851	27.887
111	2:05.127	31.435
66	2:11.410	42.262
121	2:11.429	44.751
115	2:12.977	56.343
48	2:15.698	59.678
57	2:16.961	1:07.780
44	2:31.489	1:09.227
187	2:10.003	1:11.994

Num	Lap Time	Gap
69	2:13.681	1:12.126
163	2:14.194	1:16.129
150	2:18.350	1:18.553
151	2:24.466	1:22.892
155	2:17.541	1:25.979
54	2:17.039	1:26.161
153	2:19.942	1:27.509
113	2:18.028	1:28.677
99	2:18.959	1:29.173
96	2:22.049	1:31.698
63	2:20.385	1:33.242
119	2:18.870	1:44.767
65	2:20.629	1:46.029
64	2:45.816	1:52.282
61	2:22.665	1:52.871
156	2:18.022	1 Lap
Num	Lap Time	Gap
Lap 6		
15	2:03.876	
122	2:02.005	06.937
68	2:05.690	10.507
160	2:28.285	1 Lap
37	2:24.120	1 Lap
159	2:29.883	1 Lap
21	2:06.470	19.763
62	2:07.526	28.478
111	2:05.607	33.166
174	2:10.576	34.587
92	2:34.017	1 Lap
118	2:32.258	39.880
23	2:34.885	1 Lap
66	2:10.334	48.720
121	2:11.241	52.116
115	2:12.587	1:05.054
48	2:12.176	1:07.978
57	2:15.424	1:19.328
69	2:15.159	1:23.409
163	2:13.423	1:25.676
187	2:18.744	1:26.862
150	2:17.491	1:32.168
151	2:18.733	1:37.749
54	2:16.338	1:38.623
155	2:16.810	1:38.913
113	2:14.707	1:39.508
153	2:18.218	1:41.851
99	2:17.438	1:42.735
96	2:19.780	1:47.602
63	2:18.359	1:47.725
119	2:17.375	1:58.266
65	2:20.086	2:02.239
Num	Lap Time	Gap
Lap 7		
15	2:03.405	
122	2:00.697	04.229
156	2:18.122	2 Laps
61	2:19.897	1 Lap
44	3:08.332	1 Lap

Num	Lap Time	Gap
68	2:03.744	10.846
21	2:06.837	23.195
37	2:22.295	1 Lap
62	2:08.623	33.696
111	2:04.522	34.283
160	2:27.340	1 Lap
159	2:26.239	1 Lap
118	2:03.298	39.773
174	2:08.844	40.026
66	2:11.419	56.734
121	2:12.797	1:01.508
92	2:32.562	1 Lap
64	3:26.137	1 Lap
115	2:12.700	1:14.349
48	2:11.941	1:16.514
23	2:33.500	1 Lap
57	2:16.157	1:32.080
69	2:15.277	1:35.281
163	2:14.227	1:36.498
150	2:17.698	1:46.461
151	2:18.328	1:52.672
155	2:17.553	1:53.061
113	2:17.012	1:53.115
54	2:17.901	1:53.119
99	2:18.178	1:57.508
153	2:23.396	2:01.842
Num	Lap Time	Gap
Lap 8		
15	2:01.887	
122	1:59.840	02.182
187	2:40.683	1 Lap
63	2:20.473	1 Lap
96	2:22.673	1 Lap
119	2:19.294	1 Lap
68	2:05.880	14.839
65	2:22.228	1 Lap
156	2:18.089	2 Laps
61	2:20.168	1 Lap
21	2:07.455	28.763
111	2:02.347	34.743
62	2:06.483	38.292
118	2:01.479	39.365
174	2:09.056	47.195
37	2:24.430	1 Lap
160	2:26.372	1 Lap
159	2:27.406	1 Lap
66	2:11.857	1:06.704
121	2:12.417	1:12.038
115	2:13.831	1:26.293
48	2:14.395	1:29.022
64	2:22.392	1 Lap
92	2:31.179	1 Lap
57	2:15.518	1:45.711
23	2:32.939	1 Lap
69	2:16.925	1:50.319
163	2:17.358	1:51.969
150	2:17.552	2:02.126





Autodromo Int. do Algarve

CPVL + CPVSL

Race - 2

Analysis by Lap

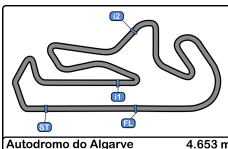


Autodromo do Algarve 4.653 m.

Num	Lap Time	Gap	Num	Lap Time	Gap
Lap 9					
15	2:03.305		37	2:23.716	1 Lap
122	2:02.843	01.720	115	2:12.814	1:45.547
151	2:17.836	1 Lap	160	2:25.885	1 Lap
54	2:17.518	1 Lap	159	2:26.157	1 Lap
155	2:18.281	1 Lap	48	2:16.131	1:54.590
113	2:19.594	1 Lap	64	2:18.036	1 Lap
187	2:10.753	1 Lap	57	2:22.222	2:17.545
68	2:06.602	18.136			
63	2:19.905	1 Lap			
153	2:22.903	1 Lap			
96	2:21.000	1 Lap			
119	2:19.525	1 Lap			
21	2:07.772	33.230			
156	2:19.119	2 Laps			
65	2:21.510	1 Lap			
118	2:02.766	38.826			
61	2:18.441	1 Lap			
62	2:06.338	41.325			
174	2:09.237	53.127			
37	2:23.035	1 Lap			
66	2:12.752	1:16.151			
121	2:12.372	1:21.105			
160	2:27.740	1 Lap			
159	2:26.819	1 Lap			
115	2:12.956	1:35.944			
48	2:15.953	1:41.670			
64	2:20.148	1 Lap			
57	2:16.128	1:58.534			

Num	Lap Time	Gap
Lap 10		
15	2:03.211	
92	2:34.213	2 Laps
122	2:05.589	04.098
69	2:20.762	1 Lap
163	2:19.672	1 Lap
150	2:17.750	1 Lap
23	2:37.449	2 Laps
187	2:13.227	1 Lap
151	2:18.049	1 Lap
155	2:17.927	1 Lap
54	2:18.886	1 Lap
68	2:07.538	22.463
113	2:18.838	1 Lap
21	2:06.724	36.743
153	2:20.628	1 Lap
63	2:22.076	1 Lap
96	2:20.037	1 Lap
118	2:06.898	42.513
62	2:08.088	46.202
119	2:24.048	1 Lap
156	2:19.521	2 Laps
61	2:17.825	1 Lap
65	2:20.455	1 Lap
174	2:08.880	58.796
66	2:12.662	1:25.602
121	2:11.217	1:29.111





Autodromo Int. do Algarve

CPVL + CPVSL

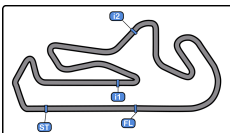
Race - 2

Best Sectors Results



Sector - 1		Sector - 2		Sector - 3		Ideal Lap vs Best Lap					
Clas	Nº Driver	Time	Nº Driver	Time	Nº Driver	Time	Clas	Nº Driver	Ideal Lap	Best Lap	Clas
1	118 FRANCISCO MARQUES GO	37.792	122 OSÓRIO - OLIVEIRA	37.817	122 OSÓRIO - OLIVEIRA	42.843	1	122 OSÓRIO - OLIVEIRA	1:58.490	1:59.338	2
2	122 OSÓRIO - OLIVEIRA	37.830	118 FRANCISCO MARQUES GO	38.093	118 FRANCISCO MARQUES GO	43.894	2	118 FRANCISCO MARQUES GO	1:59.779	2:00.088	3
3	15 PAULO SOUSA	38.213	111 PEDRO DE ALMEIDA	38.531	111 PEDRO DE ALMEIDA	44.326	3	111 PEDRO DE ALMEIDA	2:01.383	2:02.347	5
4	111 PEDRO DE ALMEIDA	38.526	15 PAULO SOUSA	38.816	15 PAULO SOUSA	44.476	4	15 PAULO SOUSA	2:01.505	2:01.887	4
5	68 PAULO VIEIRA	38.661	68 PAULO VIEIRA	38.866	21 JOSÉ ANTÓNIO RIBEIRO M	45.363	5	68 PAULO VIEIRA	2:03.020	2:03.049	6
6	21 JOSÉ ANTÓNIO RIBEIRO M	39.664	21 JOSÉ ANTÓNIO RIBEIRO M	39.771	68 PAULO VIEIRA	45.493	6	21 JOSÉ ANTÓNIO RIBEIRO M	2:04.798	2:05.123	7
7	62 JOAQUIM ANTONIO FERNANDES	39.715	62 JOAQUIM ANTONIO FERNANDES	40.122	62 JOAQUIM ANTONIO FERNANDES	46.047	7	62 JOAQUIM ANTONIO FERNANDES	2:05.884	2:06.338	8
8	174 JOÃO MANUEL CALADO LUI	40.150	174 JOÃO MANUEL CALADO LUI	40.224	174 JOÃO MANUEL CALADO LUI	46.106	8	174 JOÃO MANUEL CALADO LUI	2:06.480	2:06.851	9
9	112 TAVARES - MOTA	40.158	187 PAULO MACHADO DE MATOS -	41.127	44 GONÇALO NOVO	46.899	9	187 PAULO MACHADO DE MATOS -	2:09.119	2:09.875	10
10	66 ANTONIO CARLOS TEIXEIRA	40.868	112 TAVARES - MOTA	41.212	66 ANTONIO CARLOS TEIXEIRA	46.966	10	66 ANTONIO CARLOS TEIXEIRA	2:09.541	2:10.153	11
11	187 PAULO MACHADO DE MATOS -	41.019	66 ANTONIO CARLOS TEIXEIRA	41.707	187 PAULO MACHADO DE MATOS -	46.973	11	112 TAVARES - MOTA	2:09.630	1:55.813	1
12	121 JOAO PAULO RODRIGUES	41.086	121 JOAO PAULO RODRIGUES	41.751	121 JOAO PAULO RODRIGUES	47.083	12	121 JOAO PAULO RODRIGUES	2:09.920	2:11.182	13
13	48 JOSE MIGUEL VASQUES DE	41.421	44 GONÇALO NOVO	42.119	115 MANUEL DE CARVALHO -	47.227	13	44 GONÇALO NOVO	2:10.643	2:10.843	12
14	44 GONÇALO NOVO	41.625	115 MANUEL DE CARVALHO -	42.250	48 JOSE MIGUEL VASQUES DE	47.554	14	115 MANUEL DE CARVALHO -	2:11.199	2:11.199	14
15	163 ELEUTÉRIO DUARTE	41.631	163 ELEUTÉRIO DUARTE	42.346	112 TAVARES - MOTA	48.260	15	48 JOSE MIGUEL VASQUES DE	2:11.431	2:11.941	15
16	115 MANUEL DE CARVALHO -	41.722	48 JOSE MIGUEL VASQUES DE	42.456	163 ELEUTÉRIO DUARTE	48.294	16	163 ELEUTÉRIO DUARTE	2:12.271	2:13.423	16
17	69 RICARDO JORGE MARQUE	42.098	59 ANTONIO CARLOS BORGES	42.697	69 RICARDO JORGE MARQUE	48.324	17	69 RICARDO JORGE MARQUE	2:13.218	2:13.681	17
18	57 ANTONIO CARLOS BORGES	42.503	69 RICARDO JORGE MARQUE	42.796	113 RUI MIGUEL FERREIRA SIL	48.634	18	57 ANTONIO CARLOS BORGES	2:13.861	2:14.710	19
19	113 RUI MIGUEL FERREIRA SIL	42.595	113 RUI MIGUEL FERREIRA SIL	43.194	57 ANTONIO CARLOS BORGES	48.661	19	113 RUI MIGUEL FERREIRA SIL	2:14.423	2:14.707	18
20	119 JOSÉ CALAZANS	42.603	151 EDUARDO LEITÃO	43.453	63 JOAO MIGUEL GOMES PEREIRA	48.682	20	119 JOSÉ CALAZANS	2:15.545	2:16.463	21
21	54 ANTONIO JOSE SANTOS SA	42.779	155 DELGADO - OLIVEIRA	43.574	54 ANTONIO JOSE SANTOS SA	49.051	21	54 ANTONIO JOSE SANTOS SA	2:15.614	2:16.338	20
22	151 EDUARDO LEITÃO	42.784	150 FILIPE FERREIRA	43.638	119 JOSÉ CALAZANS	49.172	22	151 EDUARDO LEITÃO	2:16.135	2:16.877	23
23	150 FILIPE FERREIRA	42.916	61 MARCO BASILIO	43.647	99 SERGIO MANUEL DA CUNH	49.454	23	155 DELGADO - OLIVEIRA	2:16.342	2:16.810	22
24	155 DELGADO - OLIVEIRA	42.939	119 JOSÉ CALAZANS	43.770	65 NUNO BASILIO	49.497	24	63 JOAO MIGUEL GOMES PEREIRA	2:16.541	2:17.766	28
25	64 JOSÉ LUIS LEAL MOTA	43.250	54 ANTONIO JOSE SANTOS SA	43.784	64 JOSÉ LUIS LEAL MOTA	49.528	25	150 FILIPE FERREIRA	2:16.701	2:17.235	25
26	156 KEVIN MADSEN	43.305	63 JOAO MIGUEL GOMES PEREIRA	43.903	61 MARCO BASILIO	49.686	26	64 JOSÉ LUIS LEAL MOTA	2:16.892	2:17.074	24
27	153 VINCENT LAMBEDAN	43.502	156 KEVIN MADSEN	43.965	153 VINCENT LAMBEDAN	49.706	27	99 SERGIO MANUEL DA CUNH	2:17.026	2:17.438	26
28	99 SERGIO MANUEL DA CUNH	43.566	99 SERGIO MANUEL DA CUNH	44.006	96 MIGUEL ANGELO RODRIGUES	49.773	28	61 MARCO BASILIO	2:17.181	2:17.825	29
29	96 MIGUEL ANGELO RODRIGUES	43.720	96 MIGUEL ANGELO RODRIGUES	44.042	155 DELGADO - OLIVEIRA	49.829	29	156 KEVIN MADSEN	2:17.412	2:18.022	31
30	61 MARCO BASILIO	43.848	64 JOSÉ LUIS LEAL MOTA	44.114	151 EDUARDO LEITÃO	49.898	30	96 MIGUEL ANGELO RODRIGUES	2:17.535	2:17.637	27
31	63 JOAO MIGUEL GOMES PEREIRA	43.956	65 NUNO BASILIO	44.334	156 KEVIN MADSEN	50.142	31	153 VINCENT LAMBEDAN	2:17.662	2:17.872	30
32	65 NUNO BASILIO	44.228	153 VINCENT LAMBEDAN	44.454	150 FILIPE FERREIRA	50.147	32	65 NUNO BASILIO	2:18.059	2:20.086	32
33	37 MANUEL ANTONIO GOMES	44.918	37 MANUEL ANTONIO GOMES	44.858	37 MANUEL ANTONIO GOMES	51.245	33	37 MANUEL ANTONIO GOMES	2:21.021	2:22.295	33
34	160 PORTO - LOPES PORTO	46.289	159 GUILHERME OLIVEIRA	46.416	160 PORTO - LOPES PORTO	52.873	34	160 PORTO - LOPES PORTO	2:25.598	2:25.885	34
35	159 GUILHERME OLIVEIRA	46.469	160 PORTO - LOPES PORTO	46.436	159 GUILHERME OLIVEIRA	52.990	35	159 GUILHERME OLIVEIRA	2:25.875	2:26.157	35
36	23 ARLINDO BECA	47.328	92 VICENTE MANUEL SERRÃO	47.609	23 ARLINDO BECA	53.785	36	23 ARLINDO BECA	2:29.217	2:32.939	37





Autodromo Int. do Algarve

CPVL + CPVSL

Race - 2

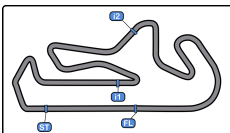
Best Sectors Results

Autodromo do Algarve 4.653 m.



		Sector - 1		Sector - 2		Sector - 3		Ideal Lap vs Best Lap			
Clas	Nº Driver	Time	Nº Driver	Time	Nº Driver	Time	Clas	Nº Driver	Ideal Lap	Best Lap	Clas
37	92 VICENTE MANUEL SERRÃO	47.818	23 ARLINDO BECA	48.104	92 VICENTE MANUEL SERRÃO	54.801	37	92 VICENTE MANUEL SERRÃO	2:30.228	2:31.179	36
38	171 HUGO BRANQUINHO	55.787	171 HUGO BRANQUINHO	Transpond	171 HUGO BRANQUINHO	Transpond	38	171 HUGO BRANQUINHO	Transpon	Transpon	38





Autodromo Int. do Algarve

CPVL + CPVSL

Race - 2

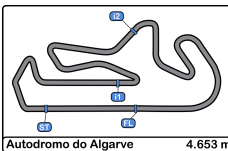
Leader Sequence

Autodromo do Algarve 4.653 m.



Nº	Entrant/Team	Nat	Driver 1	Nat	Driver 2	Nat	Vehicle	Cat	Start Lap	End Lap	Laps	Total Laps
15	PAULO SOUSA		PAULO SOUSA				BMW E 36 M3	L99	1	10	10	10





Autodromo Int. do Algarve

CPVL + CPVSL

Race - 2

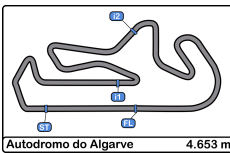
Best 5 Lap Times

Autodromo do Algarve 4.653 m.



Cl	Nº	Entrant/Team	Nat	Driver 1	Nat	Driver 2	Nat	Vehicle	Cat	Cl	Best 1		Best 2		Best 3		Best 4		Best 5	
											Time	Lap	Time	Lap	Time	Lap	Time	Lap	Time	Lap
1	112	ANDRÉ TAVARES		ANDRÉ TAVARES		MIGUEL MOTA		HONDA S 2000	SUPER	1	1:55.813	4	2:09.630	2	2:29.025	1	2:53.690	3		
2	122	MARCO OSÓRIO		MARCO OSÓRIO		MARCOS OLIVEIRA		WESTFIELD	SUPER	2	1:59.338	4	1:59.840	8	1:59.944	3	1:59.978	2	2:00.225	5
3	118	FRANCISCO MARQUES		FRANCISCO MARQUES				LOTUS ELISE	SUPER	3	2:00.088	5	2:00.304	4	2:00.947	3	2:01.479	8	2:02.766	9
4	15	PAULO SOUSA		PAULO SOUSA				BMW E 36 M3	L99	1	2:01.887	8	2:01.940	2	2:02.641	4	2:02.834	5	2:03.211	10
5	111	MANUEL PEDRO DE ALMEIDA		MANUEL PEDRO DE ALMEIDA		HUGO FILIPE RIBEIRO		BMW 320 D	SUPER	4	2:02.347	8	2:04.522	7	2:04.736	3	2:05.127	5	2:05.570	4
6	68	PAULO VIEIRA		PAULO VIEIRA				BMW E 36 M3	L99	2	2:03.049	4	2:03.709	5	2:03.710	3	2:03.744	7	2:05.566	2
7	21	JOSÉ ANTÓNIO RIBEIRO		JOSÉ ANTÓNIO RIBEIRO				BMW E 30 M3	L90	1	2:05.123	3	2:05.325	2	2:06.037	4	2:06.470	6	2:06.536	5
8	62	JOAQUIM ANTONIO FERNANDES RODRIGUES SOARES		JOAQUIM ANTONIO				BMW M3	L99	3	2:06.338	9	2:06.483	8	2:06.501	5	2:07.202	3	2:07.400	2
9	174	JOÃO MANUEL CALADO		JOÃO MANUEL CALADO LUIS				RENAULT SPIDER TROPHY	SUPER	5	2:06.851	5	2:07.365	3	2:08.064	2	2:08.844	7	2:08.880	10
10	187	JOÃO PAULO MACHADO DE		JOAO PAULO MACHADO DE		JOAO ROCHA PINTO		NISSAN 350 Z	SUPER	6	2:09.875	3	2:10.003	5	2:10.753	8	2:11.400	2	2:13.227	9
11	66	ANTONIO CARLOS TEIXEIRA PINTO DE BARRIOS		ANTONIO CARLOS TEIXEIRA				BMW M3	L99	4	2:10.153	2	2:10.334	6	2:10.764	3	2:11.095	4	2:11.410	5
12	44	FRANCISCO MARIA MARQUES DA SILVA		GONÇALO NOVO				PEUGEOT 106 GTI	L99 / TA	1	2:10.843	2	2:11.837	3	2:15.920	4	2:21.680	1	2:31.489	5
13	121	JOAO PAULO RODRIGUES MOREIRA DE SOUSA		JOAO PAULO RODRIGUES				BMW E 30	SUPER	7	2:11.182	3	2:11.195	4	2:11.217	10	2:11.220	2	2:11.241	6
14	115	ANTONIO MANUEL DE CARVALHO DIAS DUARTE		ANTONIO MANUEL DE		TELMO NUNES COSTA NUNES		RENAULT CLIO CUP	SUPER	1	2:11.199	3	2:12.587	6	2:12.700	7	2:12.814	10	2:12.956	9
15	48	JOSE MIGUEL VASQUES DE		JOSE MIGUEL VASQUES DE				HONDA INTEGRA TYPE R	L99 / TA	1	2:11.941	7	2:12.176	6	2:12.662	2	2:13.365	3	2:14.395	8
16	163	ELEUTÉRIO DUARTE		ELEUTÉRIO DUARTE				RENAULT CLIO RS 2	SUPER	2	2:13.423	6	2:14.194	5	2:14.227	7	2:14.317	3	2:14.674	4
17	69	RICARDO JORGE MARQUES		RICARDO JORGE MARQUES				HONDA CIVIC	L99 / TA	2	2:13.681	5	2:14.937	3	2:15.159	6	2:15.277	7	2:15.939	4
18	113	RUI MIGUEL FERREIRA SILVA		RUI MIGUEL FERREIRA SILVA				RENAULT CLIO SPORT RS	SUPER	1	2:14.707	6	2:15.106	3	2:16.790	2	2:17.012	7	2:18.028	5
19	57	ANTONIO CARLOS BORGES		ANTONIO CARLOS BORGES				MERCEDES 190 2.3 16	L90	2	2:14.710	3	2:15.346	2	2:15.424	6	2:15.518	8	2:16.128	9
20	54	ANTONIO JOSE SANTOS		ANTONIO JOSE SANTOS				PEUGEOT 306 GTI	L99 / TA	2	2:16.338	6	2:17.017	4	2:17.039	5	2:17.086	3	2:17.518	8
21	119	JOSÉ ACÁCIO BARROCA C. DE CALAZANS DUARTE		JOSÉ CALAZANS				RENAULT SPIDER TROPHY	SUPER	8	2:16.463	4	2:17.375	6	2:18.675	3	2:18.870	5	2:19.294	7
22	155	RAUL DELGADO		RAUL DELGADO		ESTEVÃO OLIVEIRA		HONDA CIVIC CARS & VIBES CUP	SUPER	3	2:16.810	6	2:17.516	3	2:17.541	5	2:17.553	7	2:17.927	9
23	151	EDUARDO LEITÃO		EDUARDO LEITÃO				HONDA CIVIC CARS & VIBES CUP	SUPER	4	2:16.877	2	2:17.555	3	2:17.836	8	2:18.049	9	2:18.328	7
24	64	JOSÉ LUIS LEAL MOTA		JOSÉ LUIS LEAL MOTA				CITROEN SAXO	L99 / TA	3	2:17.074	3	2:17.656	2	2:18.036	9	2:20.148	8	2:21.230	4
25	150	FILIPE FERREIRA		FILIPE FERREIRA				HONDA CIVIC CARS & VIBES CUP	SUPER	5	2:17.235	4	2:17.348	2	2:17.491	6	2:17.534	3	2:17.552	8
26	99	SERGIO MANUEL DA CUNHA		SERGIO MANUEL DA CUNHA				HONDA CIVIC	L90 / TA	1	2:17.438	6	2:18.178	7	2:18.480	4	2:18.628	3	2:18.959	5
27	96	MIGUEL ANGELO		MIGUEL ANGELO RODRIGUES				CITROEN SAXO	L99 / TA	4	2:17.637	2	2:18.810	3	2:19.780	6	2:20.037	9	2:20.267	4
28	63	JOAO MIGUEL GOMES PEREIRA		JOAO MIGUEL GOMES				VOLKSWAGEN GOLF GTI	L90 / TA	1	2:17.766	3	2:18.359	6	2:18.949	2	2:19.058	4	2:19.905	8
29	61	MARCO BASILIO		MARCO BASILIO				HONDA CIVIC	L90 / TA	2	2:17.825	9	2:18.441	8	2:19.042	3	2:19.729	2	2:19.897	6
30	153	VINCENT LAMBEDAN		VINCENT LAMBEDAN				HONDA CIVIC CARS & VIBES CUP	SUPER	6	2:17.872	2	2:18.218	6	2:18.697	3	2:19.039	4	2:19.942	5
31	156	KEVIN MADSEN		KEVIN MADSEN				HONDA CIVIC CARS & VIBES CUP	SUPER	7	2:18.022	4	2:18.089	6	2:18.122	5	2:18.513	3	2:19.119	7
32	65	NUNO BASILIO		NUNO BASILIO				HONDA CIVIC	L90 / TA	3	2:20.086	6	2:20.455	9	2:20.629	5	2:20.898	4	2:21.510	8
33	37	MANUEL ANTONIO GOME		MANUEL ANTONIO GOMES				CITROEN SAXO CUP	L99 / TA	5	2:22.295	6	2:23.035	8	2:23.716	9	2:23.910	4	2:24.120	5
34	160	PAULO LOPES PORTO		MIGUEL PORTO		PAULO LOPES PORTO		HONDA CIVIC CARS & VIBES CUP	SUPER	8	2:25.885	9	2:26.372	7	2:27.340	6	2:27.740	8	2:27.984	2
35	159	GUILHERME OLIVEIRA		GUILHERME OLIVEIRA				HONDA CIVIC CARS & VIBES CUP	SUPER	9	2:26.157	9	2:26.239	6	2:26.819	8	2:27.406	7	2:27.603	2
36	92	VICENTE MANUEL SERRÃO		VICENTE MANUEL SERRÃO				VOLKSWAGEN GOLF 4	L90 / L99	1	2:31.179	7	2:32.562	6	2:33.217	4	2:34.017	5	2:34.213	8





Autodromo Int. do Algarve

CPVL + CPVSL

Race - 2

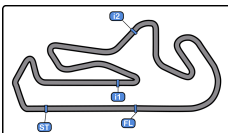
Best 5 Lap Times

Autodromo do Algarve 4.653 m.



Cl	Nº	Entrant/Team	Nat	Driver 1	Nat	Driver 2	Nat	Vehicle	Cat	Cl	Best 1		Best 2		Best 3		Best 4		Best 5	
											Time	Lap	Time	Lap	Time	Lap	Time	Lap	Time	Lap
37	23	ARLINDO BECA		ARLINDO BECA				TOYOTA CARINA E	LEGEND	1	2:32.939	7	2:33.500	6	2:34.056	3	2:34.885	5	2:35.858	4
38	171	HUGO BRANQUINHO		HUGO BRANQUINHO				RENAULT CLIO 2 CUP	SUPER	10										





Autodromo Int. do Algarve

CPVL + CPVSL

Race - 2

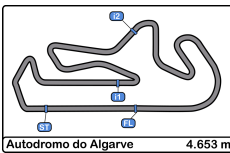
Best 5 Top Speeds

Autodromo do Algarve 4.653 m.



Cl	Nº	Entrant/Team	Nat	Driver 1	Nat	Driver 2	Nat	Vehicle	Cat	Cl	Top 1		Top 2		Top 3		Top 4		Top 5		Avg
											Km/h	Lap	Km/h	Lap	Km/h	Lap	Km/h	Lap	Km/h	Lap	
1	15	PAULO SOUSA		PAULO SOUSA				BMW E 36 M3	L99	1	234.2	9	232.2	2	232.2	6	232.2	10	231.7	5	232.5
2	118	FRANCISCO MARQUES		FRANCISCO MARQUES				LOTUS ELISE	SUPER	1	227.8	3	225.9	2	225.9	4	225.9	5	222.6	6	225.6
3	68	PAULO VIEIRA		PAULO VIEIRA				BMW E 36 M3	L99	2	226.8	4	226.4	2	225.9	6	225.0	5	225.0	8	225.8
4	111	MANUEL PEDRO DE ALMEIDA EDUARDO		MANUEL PEDRO DE ALMEIDA		HUGO FILIPE RIBEIRO		BMW 320 D	SUPER	2	222.2	6	221.3	3	221.3	8	218.1	5	217.3	2	220.0
5	21	JOSÉ ANTÓNIO RIBEIRO		JOSÉ ANTÓNIO RIBEIRO				BMW E 30 M3	L90	1	220.4	5	219.9	7	219.5	3	219.5	4	218.1	8	219.5
6	62	JOAQUIM ANTONIO FERNANDES RODRIGUES SOARES		JOAQUIM ANTONIO				BMW M3	L99	3	219.9	3	218.6	2	216.0	9	215.5	5	215.5	6	217.1
7	121	JOAO PAULO RODRIGUES MOREIRA DE SOUSA		JOAO PAULO RODRIGUES				BMW E 30	SUPER	3	218.6	2	215.1	6	208.0	7	207.6	9	207.6	10	211.4
8	112	ANDRÉ TAVARES		ANDRÉ TAVARES		MIGUEL MOTA		HONDA S 2000	SUPER	4	216.8	2	179.4	3	168.4	1					188.2
9	122	MARCO OSÓRIO		MARCO OSÓRIO		MARCOS OLIVEIRA		WESTFIELD	SUPER	5	216.4	6	215.1	2	214.2	3	210.9	9	210.5	4	213.4
10	187	JOAO PAULO MACHADO DE		JOAO PAULO MACHADO DE		JOAO ROCHA PINTO		NISSAN 350 Z	SUPER	6	212.1	5	210.9	3	210.5	4	209.7	6	207.6	2	210.2
11	66	ANTONIO CARLOS TEIXEIRA PINTO DE BARROS		ANTONIO CARLOS TEIXEIRA				BMW M3	L99	4	211.3	8	207.2	9	201.8	10					206.8
12	48	JOSE MIGUEL VASQUES DE		JOSE MIGUEL VASQUES DE				HONDA INTEGRA TYPE R	L99 / TA	1	210.5	7	210.1	6	209.7	2	209.3	3	207.6	5	209.4
13	174	JOÃO MANUEL CALADO		JOÃO MANUEL CALADO LUIS				RENAULT SPIDER TROPHY	SUPER	7	209.7	4	209.3	2	209.3	3	209.3	6	208.8	7	209.3
14	163	ELEUTÉRIO DUARTE		ELEUTÉRIO DUARTE				RENAULT CLIO RS 2	SUPER	1	208.0	8	206.8	5	206.1	2	205.3	6	204.1	3	206.1
15	57	ANTONIO CARLOS BORGES SANTOS		ANTONIO CARLOS BORGES				MERCEDES 190 2.3 16	L90	2	206.1	3	203.3	2	202.6	4	201.4	6	200.7	8	202.8
16	54	ANTONIO JOSE SANTOS		ANTONIO JOSE SANTOS				PEUGEOT 306 GTI	L99 / TA	2	205.3	5	201.8	4	197.0	8	196.7	6	196.7	7	199.5
17	155	RAUL DELGADO		RAUL DELGADO		ESTEVÃO OLIVEIRA		HONDA CIVIC CARS & VIBES CUP	SUPER	2	204.1	5	201.4	7	200.7	2	200.7	4	199.2	9	201.2
18	153	VINCENT LAMBEDAN		VINCENT LAMBEDAN				HONDA CIVIC CARS & VIBES CUP	SUPER	3	201.8	2	198.8	3	198.1	6	197.8	5	197.4	4	198.8
19	150	FILIFE FERREIRA		FILIFE FERREIRA				HONDA CIVIC CARS & VIBES CUP	SUPER	4	200.3	4	197.0	2	197.0	5	195.6	3	193.5	7	196.7
20	115	ANTONIO MANUEL DE CARVALHO DIAS FILARTE		ANTONIO MANUEL DE		TELMO NUNES COSTA NUNES		RENAULT CLIO CUP	SUPER	5	199.6	2	193.5	3	193.2	4	190.8	5	190.4	8	193.5
21	44	FRANCISCO MARIA MARQUES DA		GONÇALO NOVO				PEUGEOT 106 GTI	L99 / TA	1	198.8	2	194.9	3	189.8	4	155.3	5	145.9	1	176.9
22	151	EDUARDO LEITÃO		EDUARDO LEITÃO				HONDA CIVIC CARS & VIBES CUP	SUPER	6	198.1	2	197.4	3	197.0	4	196.0	6	196.0	9	196.9
23	96	MIGUEL ANGELO		MIGUEL ANGELO RODRIGUES				CITROEN SAXO	L99 / TA	2	197.8	5	195.2	3	194.5	2	193.5	4	192.1	7	194.6
24	156	KEVIN MADSEN		KEVIN MADSEN				HONDA CIVIC CARS & VIBES CUP	SUPER	7	197.4	2	197.4	6	196.7	5	196.7	7	194.9	4	196.6
25	69	RICARDO JORGE MARQUES		RICARDO JORGE MARQUES				HONDA CIVIC	L99 / TA	3	196.3	3	196.0	4	194.9	6	194.5	2	192.5	9	194.8
26	99	SERGIO MANUEL DA CUNHA		SERGIO MANUEL DA CUNHA				HONDA CIVIC	L90 / TA	1	195.6	2	195.2	6	193.2	3	192.1	5	190.1	7	193.2
27	113	RUI MIGUEL FERREIRA SI		RUI MIGUEL FERREIRA SILVA				RENAULT CLIO SPORT RS	SUPER	1	195.6	5	194.5	6	192.8	2	192.5	4	190.8	3	193.2
28	119	JOSÉ ACÁCIO BARROCA C. DE CALAZANS DUARTE		JOSÉ CALAZANS				RENAULT SPIDER TROPHY	SUPER	8	194.2	7	190.4	8	190.1	4	189.4	5	189.1	6	190.6
29	64	JOSÉ LUIS LEAL MOTA		JOSÉ LUIS LEAL MOTA				CITROEN SAXO	L99 / TA	4	190.8	2	188.4	3	168.4	9	164.3	7	155.8	4	173.6
30	37	MANUEL ANTONIO GOME		MANUEL ANTONIO GOMES				CITROEN SAXO CUP	L99 / TA	5	185.8	6	181.2	5	180.9	3	180.6	4	180.6	7	181.8
31	61	MARCO BASILIO		MARCO BASILIO				HONDA CIVIC	L90 / TA	2	185.2	7	182.4	9	180.3	8	179.7	2	176.4	3	180.8
32	65	NUNO BASILIO		NUNO BASILIO				HONDA CIVIC	L90 / TA	3	185.2	6	181.8	7	181.2	2	180.0	5	179.7	4	181.5
33	159	GUILHERME OLIVEIRA		GUILHERME OLIVEIRA				HONDA CIVIC CARS & VIBES CUP	SUPER	8	180.3	7	178.8	9	178.5	2	177.0	6	175.8	8	178.1
34	23	ARLINDO BECA		ARLINDO BECA				TOYOTA CARINA E	LEGEND	1	175.8	7	168.2	4	167.1	8	166.4	3	163.1	2	168.1
35	160	PAULO LOPES PORTO		MIGUEL PORTO		PAULO LOPES PORTO		HONDA CIVIC CARS & VIBES CUP	SUPER	9	175.8	7	175.3	6	175.0	8	174.7	2	174.4	4	175.0
36	63	JOAO MIGUEL GOMES PEREIRA		JOAO MIGUEL GOMES				VOLKSWAGEN GOLF GTI	L90 / TA	1	172.5	3	171.4	4	171.1	7	170.8	2	170.6	1	171.3





Autodromo Int. do Algarve

CPVL + CPVSL

Race - 2

Best 5 Top Speeds

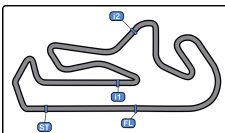
Autodromo do Algarve 4.653 m.



Top 1 Top 2 Top 3 Top 4 Top 5

Cl	Nº	Entrant/Team	Nat	Driver 1	Nat	Driver 2	Nat	Vehicle	Cat	Cl	Top 1		Top 2		Top 3		Top 4		Top 5		Avg	
											Km/h	Lap	Km/h	Lap	Km/h	Lap	Km/h	Lap	Km/h	Lap		
37	92	VICENTE MANUEL SERRÃO		VICENTE MANUEL SERRÃO				VOLKSWAGEN GOLF 4	L90 / L99	1	166.6	6	165.3	7	164.3	5	163.6	8	158.5	3	163.7	
38	171	HUGO BRANQUINHO		HUGO BRANQUINHO				RENAULT CLIO 2 CUP	SUPER	10	158.3	1										158.3





Autodromo Int. do Algarve

CPVL + CPVSL

Race - 2

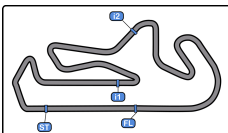
Fastest Laps Sequence

Autodromo do Algarve 4.653 m.



Lap	Time of Day	Session Time	Nº Entrant/Team	Nat	Driver 1	Nat	Driver 2	Nat	Vehicle	Cat	Time	Km/h
2	12:35:17.434	4:13.434	15 PAULO SOUSA		PAULO SOUSA				BMW E 36 M3	L99	2:01.940	137.3
2	12:35:35.862	4:31.862	122 MARCO OSÓRIO		MARCO OSÓRIO		MARCOS OLIVEIRA		WESTEFIELD	SUPER	1:59.978	139.6
3	12:37:35.805	6:31.805	122 MARCO OSÓRIO		MARCO OSÓRIO		MARCOS OLIVEIRA		WESTEFIELD	SUPER	1:59.944	139.6
4	12:39:35.144	8:31.144	122 MARCO OSÓRIO		MARCO OSÓRIO		MARCOS OLIVEIRA		WESTEFIELD	SUPER	1:59.338	140.3
4	12:40:32.177	9:28.177	112 ANDRÉ TAVARES		ANDRÉ TAVARES		MIGUEL MOTA		HONDA S 2000	SUPER	1:55.813	144.6





Autodromo Int. do Algarve

CPVL + CPVSL

Race - 2

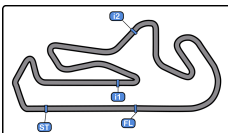
Event Best Maximum Speed

Autodromo do Algarve 4.653 m.



Nº	Entrant/Team	Nat	Driver 1	Nat	Driver 2	Nat	Vehicle	Cat	Km/h	Session
15	PAULO SOUSA		PAULO SOUSA				BMW E 36 M3	L99	235.8	Qualifying
111	MANUEL PEDRO DE ALMEIDA FERNANDES		MANUEL PEDRO DE ALMEIDA		HUGO FILIPE RIBEIRO MESTRE		BMW 320 D	SUPER	234.7	Race - 1
68	PAULO VIEIRA		PAULO VIEIRA				BMW E 36 M3	L99	234.2	Qualifying
118	FRANCISCO MARQUES GONÇALVES		FRANCISCO MARQUES				LOTUS ELISE	SUPER	229.2	Qualifying
21	JOSÉ ANTÓNIO RIBEIRO MEIRELES		JOSÉ ANTÓNIO RIBEIRO				BMW E 30 M3	L90	221.7	Qualifying
121	JOAO PAULO RODRIGUES MOREIRA DE SOUSA		JOAO PAULO RODRIGUES				BMW E 30	SUPER	221.3	Qualifying
62	JOAQUIM ANTONIO FERNANDES RODRIGUES SOARES		JOAQUIM ANTONIO FERNANDES				BMW M3	L99	219.9	Race - 2
122	MARCO OSÓRIO		MARCO OSÓRIO		MARCOS OLIVEIRA		WESTFIELD	SUPER	218.1	Qualifying
12	JOAO CARLOS FERNANDES NOVO		JOAO CARLOS FERNANDES				FORD SIERRA RS 500	L99	218.1	Qualifying
187	JOAO PAULO MACHADO DE MATOS		JOAO PAULO MACHADO DE		JOAO ROCHA PINTO MACHADO		NISSAN 350 Z	SUPER	216.8	Qualifying
112	ANDRÉ TAVARES		ANDRÉ TAVARES		MIGUEL MOTA		HONDA S 2000	SUPER	216.8	Race - 2
174	JOÃO MANUEL CALADO LUIS		JOÃO MANUEL CALADO LUIS				RENAULT SPIDER TROPHY	SUPER	216.0	Free Practice
66	ANTONIO CARLOS TEIXEIRA PINTO DE BARROS		ANTONIO CARLOS TEIXEIRA				BMW M3	L99	216.0	Race - 1
163	ELEUTÉRIO DUARTE		ELEUTÉRIO DUARTE				RENAULT CLIO RS 2	SUPER	210.5	Free Practice
48	JOSE MIGUEL VASQUES DE ALMEIDA		JOSE MIGUEL VASQUES DE				HONDA INTEGRA TYPE R	L99 / TA	210.5	Race - 2
155	RAUL DELGADO		RAUL DELGADO		ESTEVIÃO OLIVEIRA		HONDA CIVIC CARS & VIBES CUP	SUPER	210.1	Qualifying
171	HUGO BRANQUINHO		HUGO BRANQUINHO				RENAULT CLIO 2 CUP	SUPER	208.8	Qualifying
178	RUI MANUEL MARQUES GONÇALVES		RUI MANUEL MARQUES				HONDA CIVIC TYPE R	SUPER	206.5	Qualifying
50	LUIS IMPÉRIO		LUIS IMPÉRIO				BMW 320 IS	LEG TR	206.1	Free Practice
57	ANTONIO CARLOS BORGES CONCEIÇÃO		ANTONIO CARLOS BORGES				MERCEDES 190 2.3 16	L90	206.1	Race - 2
54	ANTONIO JOSE SANTOS SARABANDO		ANTONIO JOSE SANTOS				PEUGEOT 306 GTI	L99 / TA	205.3	Race - 2
56	TIAGO RIBEIRO		TIAGO RIBEIRO				HONDA INTEGRA TYPE R	L99 / TA	204.9	Qualifying
69	RICARDO JORGE MARQUES DINIZ		RICARDO JORGE MARQUES				HONDA CIVIC	L99 / TA	204.5	Qualifying
96	MIGUEL ANGELO RODRIGUES MATIAS		MIGUEL ANGELO RODRIGUES				CITROEN SAXO	L99 / TA	203.7	Free Practice
156	KEVIN MADSEN		KEVIN MADSEN				HONDA CIVIC CARS & VIBES CUP	SUPER	203.3	Free Practice
151	EDUARDO LEITÃO		EDUARDO LEITÃO				HONDA CIVIC CARS & VIBES CUP	SUPER	203.3	Qualifying
150	FILIPE FERREIRA		FILIPE FERREIRA				HONDA CIVIC CARS & VIBES CUP	SUPER	202.2	Qualifying
153	VINCENT LAMBEDAN		VINCENT LAMBEDAN				HONDA CIVIC CARS & VIBES CUP	SUPER	201.8	Race - 2
115	ANTONIO MANUEL DE CARVALHO DIAS DUARTE		ANTONIO MANUEL DE		TELMO NUNES COSTA NUNES		RENAULT CLIO CUP	SUPER	201.1	Free Practice
63	JOAO MIGUEL GOMES PEREIRA RIBEIRO		JOAO MIGUEL GOMES PEREIRA				VOLKSWAGEN GOLF GTI	L90 / TA	201.1	Qualifying
113	RUI MIGUEL FERREIRA SILVA		RUI MIGUEL FERREIRA SILVA				RENAULT CLIO SPORT RS	SUPER	199.2	Race - 1
44	FRANCISCO MARIA MARQUES DA SILVA		GONÇALO NOVO				PEUGEOT 106 GTI	L99 / TA	198.8	Race - 2
64	JOSÉ LUIS LEAL MOTA		JOSÉ LUIS LEAL MOTA				CITROEN SAXO	L99 / TA	198.1	Race - 1
99	SERGIO MANUEL DA CUNHA PINTO		SERGIO MANUEL DA CUNHA				HONDA CIVIC	L90 / TA	195.6	Race - 2
119	JOSÉ ACÁCIO BARROCA C. DE CALAZANS DUARTE		JOSÉ CALAZANS				RENAULT SPIDER TROPHY	SUPER	194.2	Race - 2
61	MARCO BASILIO		MARCO BASILIO				HONDA CIVIC	L90 / TA	187.5	Qualifying
65	NUNO BASILIO		NUNO BASILIO				HONDA CIVIC	L90 / TA	186.8	Free Practice
37	MANUEL ANTONIO GOMES MOT		MANUEL ANTONIO GOMES MOTA				CITROEN SAXO CUP	L99 / TA	186.5	Race - 1





Autodromo Int. do Algarve

CPVL + CPVSL

Race - 2

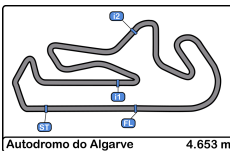
Event Best Maximum Speed

Autodromo do Algarve 4.653 m.



Nº	Entrant/Team	Nat	Driver 1	Nat	Driver 2	Nat	Vehicle	Cat	Km/h	Session
159	GUILHERME OLIVEIRA		GUILHERME OLIVEIRA				HONDA CIVIC CARS & VIBES CUP	SUPER	184.3	Race - 1
160	PAULO LOPES PORTO		MIGUEL PORTO		PAULO LOPES PORTO		HONDA CIVIC CARS & VIBES CUP	SUPER	180.3	Race - 1
23	ARLINDO BECA		ARLINDO BECA				TOYOTA CARINA E	LEGEND	177.6	Free Practice
92	VICENTE MANUEL SERRÃO COUTO		VICENTE MANUEL SERRÃO				VOLKSWAGEN GOLF 4	L90 / L99	177.3	Race - 1
87	PAULO RUI MOURA FERRAZ		PAULO RUI MOURA FERRAZ				RENAULT CLIO 16V	L99 / TA	150.2	Qualifying





Autodromo Int. do Algarve

CPVL + CPVSL

Race - 2

Lap Chart



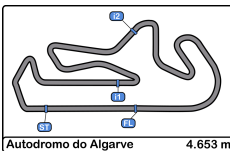
FEDERAÇÃO PORTUGUESA
DE AUTOMOBILISMO E KARTING

Autodromo do Algarve 4.653 m.

LAP

Nr	Po	Grid	1	2	3	4	5	6	7	8	9	10
122	1	122	15	15	15	15	15	15	15	15	15	15
15	2	15	68	68	68	68	68	122	122	122	122	122
68	3	68	21	21	21	122	122	68	68	68	68	68
62	4	62	62	62	122	21	118	21	21	21	21	21
21	5	21	174	174	62	118	21	62	62	111	118	118
174	6	174	66	66	118	62	62	111	111	62	62	62
66	7	66	44	122	174	174	174	118	118	174	174	174
171	8	171	121	44	66	111	111	118	174	174	66	66
44	9	44	48	118	111	66	66	66	66	66	121	121
48	10	48	57	121	44	121	121	121	121	121	115	115
163	11	163	115	48	121	44	115	115	115	115	48	48
187	12	187	151	111	48	115	48	48	48	48	57	57
57	13	57	118	112	115	48	57	57	57	57	69	69
121	14	121	112	115	57	57	44	69	69	69	163	163
113	15	113	155	57	151	151	187	163	163	163	150	150
155	16	155	111	151	113	69	69	187	150	150	187	187
150	17	150	69	113	69	150	163	150	151	151	151	151
151	18	151	150	150	187	163	150	151	155	54	155	155
69	19	69	113	69	150	187	151	54	113	155	54	54
156	20	156	122	64	64	112	155	155	54	113	113	113
64	21	64	156	153	163	64	54	113	99	187	153	153
54	22	54	64	96	153	153	153	153	153	63	63	63
115	23	115	153	155	96	155	113	99	187	153	96	96
153	24	153	96	163	155	54	99	96	63	96	119	119
61	25	61	54	187	99	96	96	63	96	119	61	61
65	26	65	99	99	54	99	63	119	119	65	65	65
160	27	160	65	54	63	113	119	65	65	61	37	37
159	28	159	63	63	65	63	65	61	61	37	160	160
96	29	96	163	65	61	65	64	44	37	160	159	159



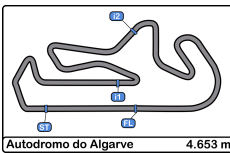


Autodromo Int. do Algarve
CPVL + CPVSL
Race - 2
Lap Chart

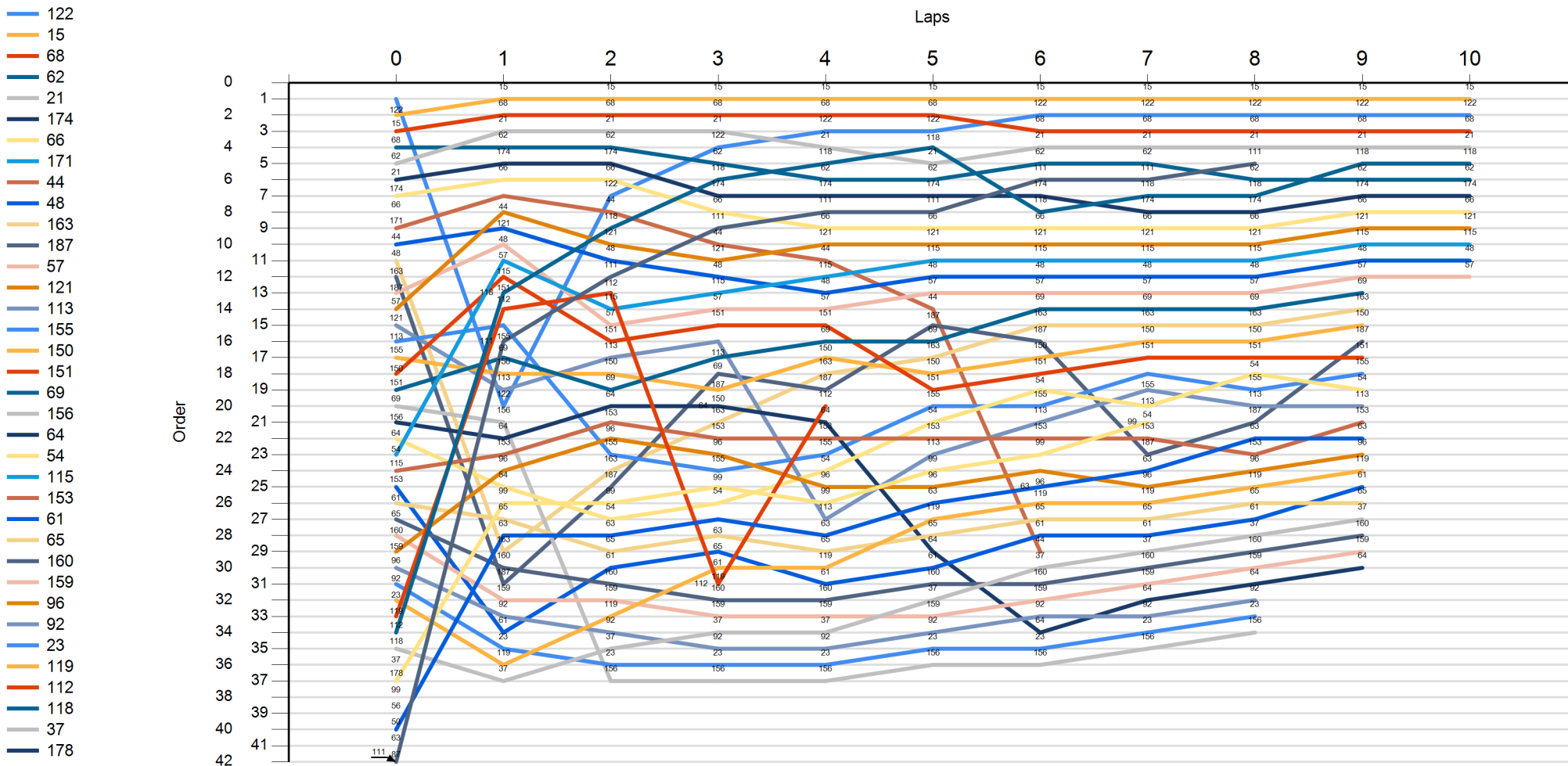


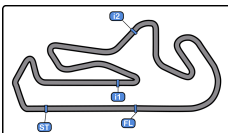
LAP												
Nr	Po	Grid	1	2	3	4	5	6	7	8	9	10
92	30	92	160	61	119	119	61	37	160	159	64	
23	31	23	187	160	112	61	160	160	159	64		
119	32	119	159	159	160	160	37	159	64	92		
112	33	112	92	119	159	159	159	92	92	23		
118	34	118	61	92	37	37	92	64	23	156		
37	35	37	23	37	92	92	23	23	156			
178	36	178	119	23	23	23	156	156				
99	37	99	37	156	156	156						
56	38	56										
50	39	50										
63	40	63										
87	41	87										
111	42	111										





Autodromo Int. do Algarve
 CPVL + CPVSL
 Race - 2
 Graphic Lap Chart





Autodromo Int. do Algarve

CPVL + CPVSL

Race - 2

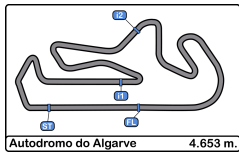
Pit Stop Analysis

Autodromo do Algarve 4.653 m.



Ord.	Nr.	In Day Time	Entrant/Team	Nat	Driver 1	Nat	Driver 2	Nat	Vehicle	Cat	In Time	Stop N°	Pit Time	Handicap	Diff.
1	64	12:43:14.114	JOSÉ LUIS LEAL MOTA	PT	JOSÉ LUIS LEAL MOTA	PT			CITROEN SAXO	L99 / TA	12:10.096	1	1:10.355		
2	187	12:44:51.923	JOAO PAULO MACHADO DE M	PT	JOAO PAULO MACHADO	PT	JOAO ROCHA PINTO MA		NISSAN 350 Z	SUPER	13:47.904	1	37.005		





Autodromo Int. do Algarve

CPVL + CPVSL

Race - 2

Weather Report



Air Temperature

Sin datos disponibles

Track Temperature

Sin datos disponibles

Humidity

Sin datos disponibles

Pressure

Sin datos disponibles

Wind Speed

Sin datos disponibles

Wind direction

North = 0°/360° Est = 90° South = 180° West= 270°

Sin datos disponibles

